

Daily report

Tuesday, March 01, 2022

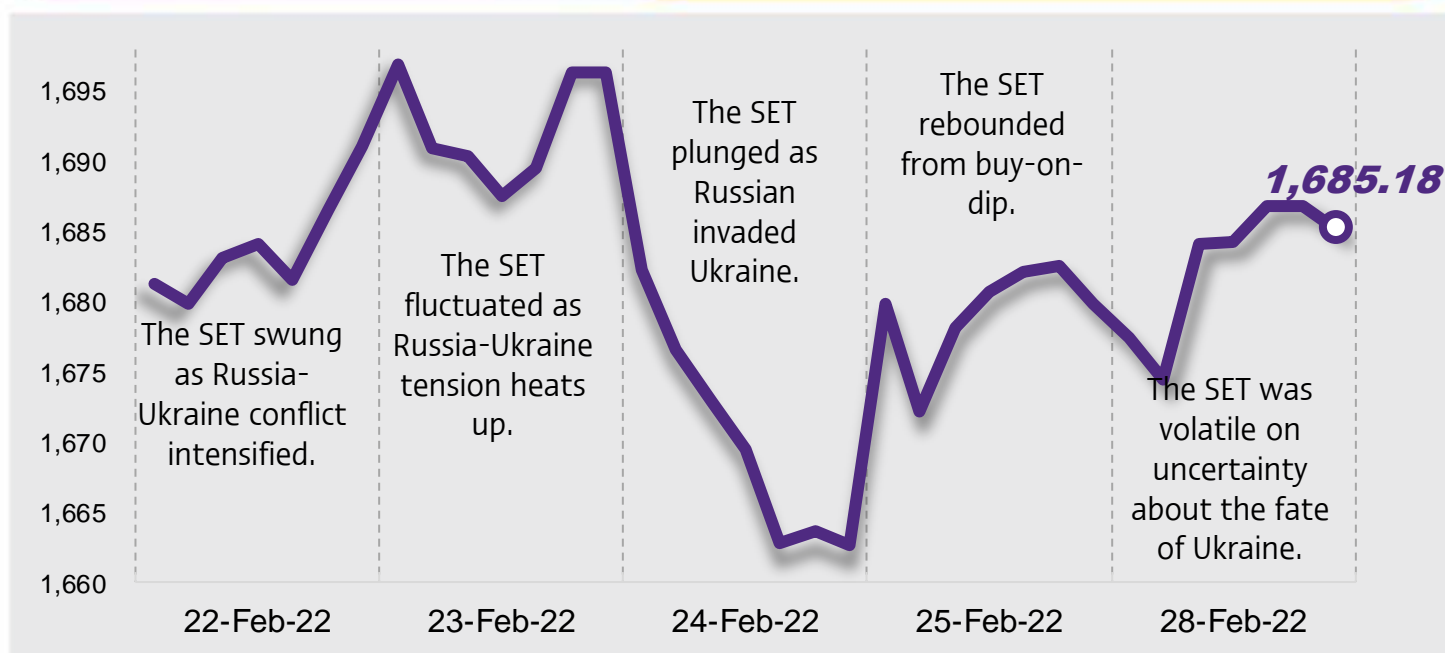
Today's market trend

Sideways



Supports - Resistances

1670/1660 – 1695/1705



Today's highlights

US stock markets fell as investors watched news of the Russian invasion of Ukraine, with negotiations reaching no agreement. Investors will also be watching Biden's State of the Union address on Tuesday. European stock markets fell. Crude oil prices surged as sanctions on Russia will cut supply in the market.

BoT said the Russia-Ukraine situation has raised baht volatility and inflation. The central bank will announce its revised economic forecast after the MPC meeting on Mar 30 as high fuel prices are pushing up inflation and high volatility in financial markets is affecting the Thai baht.

Manufacturing Production Index (MPI) for Jan rose by 1.99%YoY after COVID-19 containment measures eased and factories were able to get back to work with few COVID cases. High expansion was seen in petroleum, electronic components and boards and automotive sectors. However, manufacturers are facing high material costs and Russia's invasion of Ukraine will raise material costs further.



Market outlook & Strategy

“To move sideways on uncertainties over Ukraine's situation.”

The SET is likely to move sideways with lower bound at 1,660-1,670 and upper bound at 1,695-1,705 as investors are monitoring developments in the Russian invasion of Ukraine and Biden's State of the Union Address on Tuesday. Of particular interest is the US stance on Russia's invasion of Ukraine. Tactically, buy selectively or speculate cautiously. For the core portfolio, now would be a good time to take a break.

Conviction list

- > The Russia/Ukraine situation and the local surge in COVID-19 in Thailand will bring high market volatility, a chance for speculators; risk-averse investors should stay put until Russia puts a hold on its invasion.
- > Core portfolio: keep 50% in stocks with earnings growth and/or limited impact from externals – KBANK, SPALI, AMATA, LH, GULF, ADVANC and ONEE
- > Weekly portfolio: Use 25% for speculation. For those with high risk tolerance and on assumption of a lengthy invasion, we suggest speculate on oil-related businesses such as PTTEP and BCP, or when the market falls to 1,650, buy stocks that will rebound quickly – KBANK, MINT, IVL, CRC and GPSC. For more cautious investors, we recommend defensive stocks – BDMS, BJC and ADVANC.
- > **Daily focus: long AMATA as 4Q21 earnings beat Bloomberg consensus. Earnings are beyond the 12-year low and land transfers are expected to recover in line with the economy after Thailand's reopening. Long ONEE as revenue will recover in line with ad spending and its new business, digital assets.**

Wealth Strategy

See the end of this report for disclaimer

Recommended foreign stocks for the week: 1) stocks that are soured by the Russia-Ukraine situation but whose fundamentals are little affected – Booking, Boeing, Oracle, AT&T, Visa, Apple; 2) clean energy stocks that benefit from rapid moves by the EU to switch to clean energy – ICLM, TSLA; 3) stocks that are expected to rebound after the tension eases - Philip Morris, Bank of America, Coca-Cola, Veon and Uniper.



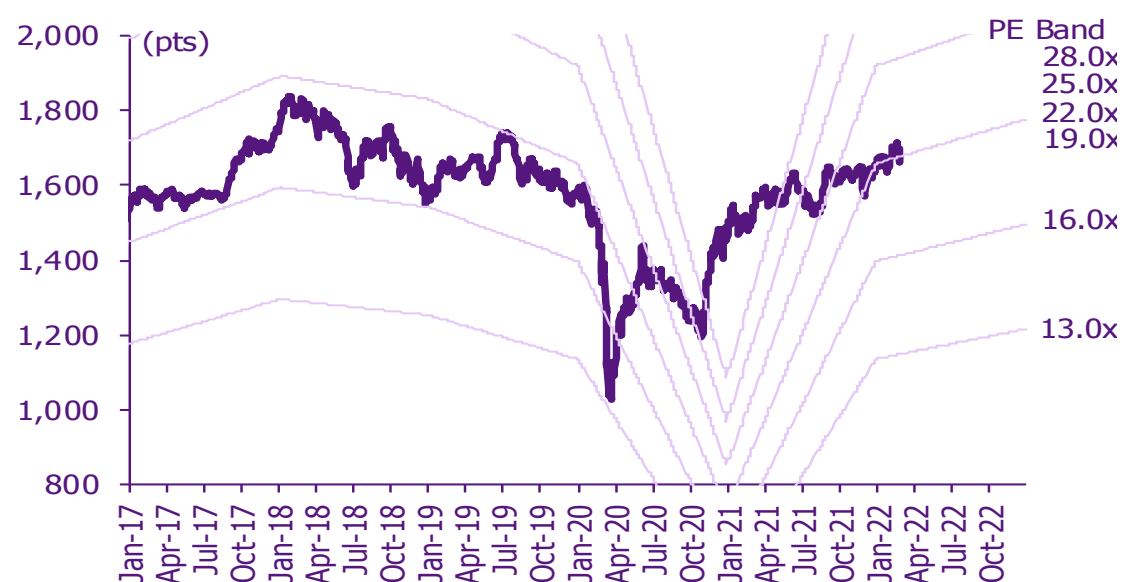
Today's reports

- AH** – 4Q21: Below estimates on high SG&A, taxes
- BAM** – Better outlook priced in
- BLA** – Improving margin ahead
- CPF** – 4Q21: Missed on gross margin
- IVL** – 4Q21: Profit hurt by high energy cost
- SAWAD** – 4Q21: In line

What to watch

Date	Event
28 Feb	Economic release: JP – Prelim industrial production for Jan, retail sales for Jan
1 Mar	Economic release: JP/EU – Final manufacturing PMI for Feb, US – ISM manufacturing PMI for Feb, CN – Manufacturing and non-manufacturing PMI for Feb Event: Effective date of quarterly MSCI index review
2 Mar	Economic release: EU – CPI flash estimate for Feb, US – ADP non-farm employment change for Feb, crude oil inventories Event: OPEC-JMMC meetings
3 Mar	Economic release: JP – Consumer confidence for Feb, EU/JP – Final services PMI for Feb, EU – PPI for Jan, unemployment rate for Jan, US – ISM services PMI for Feb, unemployment claims
4 Mar	Economic release: JP – Unemployment rate for Jan, EU – Retail sales for Jan, US – Average hourly earnings, non-farm employment change and unemployment rate for Feb

SET Index movement



See the end of this report for disclaimer

SET index series

Index	28 Feb (pts)	Chg (pts)	Chg (%)	Value (Btmn)
SET	1,685.18	5.28	0.31	93,847.62
SET50	1,016.58	4.06	0.40	52,239.56
SET100	2,305.32	8.12	0.35	67,540.48
sSET	1,136.63	0.78	0.07	7,657.58
SETCLMV	1,026.41	(0.38)	(0.04)	30,539.24
SETHD	1,212.19	6.67	0.55	20,069.19
SETTHSI	1,069.15	2.79	0.26	56,026.18
SETWB	979.75	0.06	0.01	18,658.73
mai	634.42	(0.30)	(0.05)	6,130.34

Trading summary by investor type

(Btmn)	28 Feb	WTD	MTD	YTD
Foreign				
Net	4,345	4,345	62,975	77,335
Breakdown (%)	52.91	52.91	45.33	43.54
Institution				
Net	(1,274)	(1,274)	(39,299)	(64,482)
Breakdown (%)	6.43	6.43	7.83	7.90
PropTrade				
Net	(29)	(29)	4,630	8,131
Breakdown (%)	8.76	8.76	8.97	8.85
Individual				
Net	(3,042)	(3,042)	(28,306)	(20,984)
Breakdown (%)	31.90	31.90	37.87	39.72

% of total trade value for each investor type

S50 futures trading by foreign investors

(Contract)	28-Feb	WTD	MTD	YTD
Foreign	(1,011)	(1,011)	608	(8,824)
Institution	665	665	4,058	13,318
Customer	346	346	(4,666)	(4,494)

Bond trading by foreign investors

(Btmn)	28-Feb	WTD	MTD	YTD
Buy	6,327	6,327	173,628	342,387
Sell	13,029	13,029	101,775	189,862
Net	-6,703	-6,703	71,853	152,525

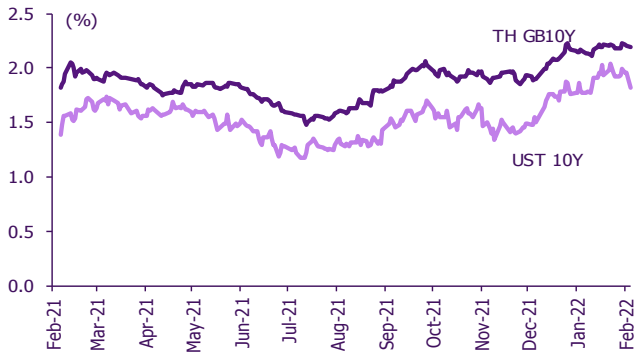
Investment Strategy Department

Multi-asset price update

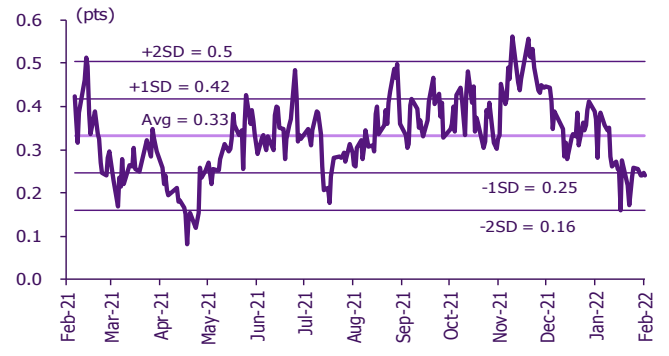
Key indicator update

	Close	28-Feb	WoW	MoM	YoY	YTD
Financial market condition						
VIX Index	30.15	9.28	8.65	9.00	7.87	75.09
Europe CDS (bps)	68.761	0.00	(1.30)	9.35	17.74	20.88
LIBOR OIS Spread (bps)	0.128	4.20	2.44	4.42	1.75	3.79
TED Spread (bps)	0.2262	(0.51)	6.62	8.46	7.08	4.75
Exchange rate						
Dollar Index	96.72	0.19	0.64	(0.51)	6.37	1.10
USD/THB	32.67	0.77	1.68	(2.24)	7.31	(1.60)
EUR/USD	1.12	(0.43)	(0.90)	0.67	(7.06)	(1.30)
USD/JPY	114.97	(0.51)	(0.01)	(0.24)	7.92	(0.09)
Bond: (Change in basis points)						
TH Gov Bond 2Y	0.71%	0.10	(0.40)	1.36	6.59	5.50
TH Gov Bond 10Y	2.19%	(0.97)	0.83	3.82	42.09	29.66
US Gov Bond 2Y	1.43%	(14.34)	(3.73)	26.80	128.38	70.21
US Gov Bond 10Y	1.83%	(14.37)	(10.19)	5.37	40.98	31.14
Commodities						
CRB Index	606.49	0.00	0.67	3.85	24.65	4.87
Gold (US\$/oz)	1,908.92	1.07	0.77	6.35	10.18	4.36
Gross Refining Margin (US\$/bbl)	6.37	0.00	0.00	(19.16)	386.26	4.26
Dubai Crude (US\$/bbl)	91.93	0.00	1.13	(10.28)	51.06	25.61
NYMEX Crude (US\$/bbl)	95.72	4.51	5.11	10.25	55.64	97.61
Baltic Dry Index (pts)	2,040.00	(1.73)	3.87	47.72	21.79	(7.98)

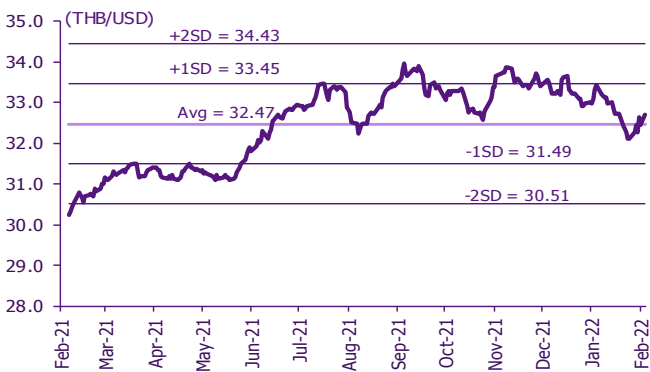
Thai and US 10-year government bond yield



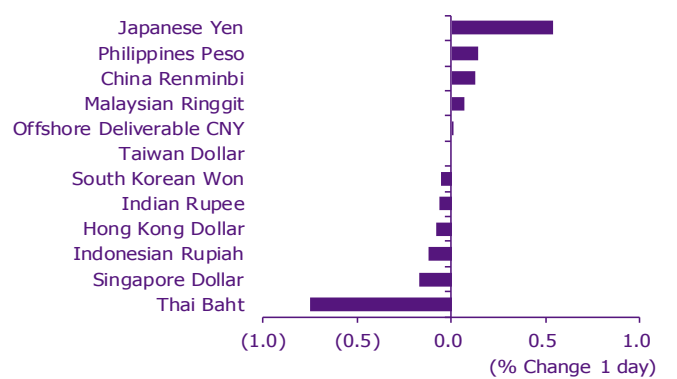
Thai and US 10-year government bond spread



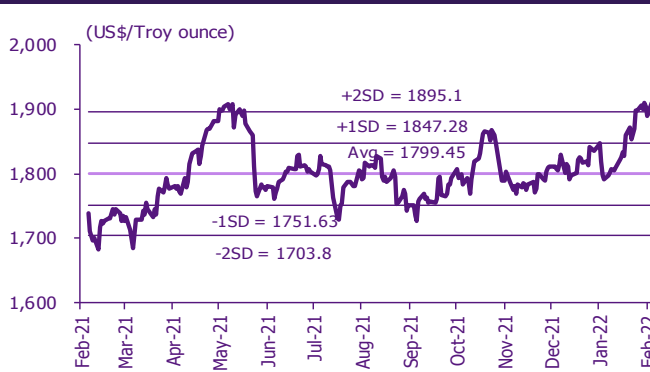
THB/USD exchange rate



Regional foreign exchange rate spot return



Gold



Brent crude



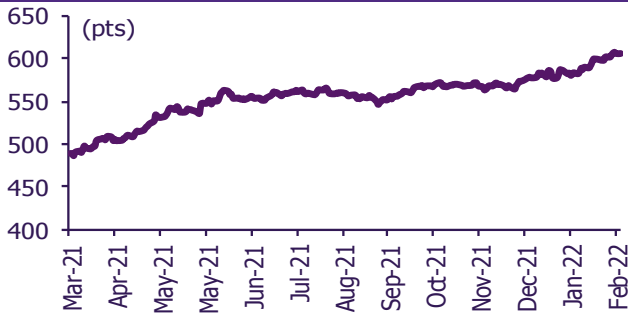
Commodities daily price update

	As of 28-Feb-22	-1W %	Avg. Price QTD in 1Q22	% QoQ	% YoY	Avg. Price in '21	% YoY	Avg. Price in '22	% YoY	Update
CRB Index	606.49	0.7	590.37	3.8	24.0	535.54	36.83	590.37	10.2	Daily
Energy Prices										
Crude Oil - Dubai (US\$/bbl)	97.02	6.5	87.73	12.8	47.3	68.86	63.18	87.73	27.4	Daily
Brent Crude (US\$/bbl)	100.83	5.2	90.52	14.0	49.2	70.52	66.54	90.52	28.4	Daily
West Texas Int. Cushing (US\$/bbl)	95.72	5.1	87.33	13.0	43.9	68.06	72.51	87.33	28.3	Daily
Crude Oil - Asia-Pacific Tapis Oil Spot (US\$/bbl)	105.68	8.8	94.48	15.4	55.7	71.82	61.89	94.48	31.6	Daily
Natural Gas Henry Hub (US\$/mmBTU)	4.41	0.3	4.14	6.1	65.4	3.13	32.20	4.14	32.6	Daily
Coal Price NEX (US\$/MT)	266.22	0.2	241.15	24.7	173.2	138.28	135.73	241.15	74.4	Friday
Oil Product Prices and Gross Refinery Margin										
Gas Oil 500 ppm Sulfur Singapore (US\$/bbl)	112.70	10.6	100.32	13.8	54.5	76.20	52.83	100.32	31.6	Daily
Gas Oil - Dubai (US\$/bbl)	15.68	46.0	12.59	21.3	134.0	7.34	(4.17)	12.59	71.5	Daily
Gasoline, 92 RON Spot (US\$/bbl)	112.54	8.8	100.34	13.8	58.3	76.66	75.97	100.34	30.9	Daily
Gasoline - Dubai (US\$/bbl)	15.52	26.2	12.61	14.1	227.5	7.80	472.22	12.61	61.8	Daily
Fuel Oil 180 Singapore Spot (US\$/bbl)	84.16	8.0	77.07	(12.6)	42.7	61.57	60.99	77.07	25.2	Daily
Fuel Oil - Dubai (US\$/bbl)	(12.86)	(2.8)	(10.66)	26.2	92.7	-7.29	84.36	(10.66)	46.3	Daily
Jet Kerosene - Spot Price (US\$/bbl)	109.88	10.6	98.63	12.3	57.5	73.98	60.45	98.63	33.3	Daily
Jet Kerosene - Dubai (US\$/bbl)	12.86	55.9	10.91	9.1	256.3	5.12	31.00	10.91	113.0	Daily
SG Dubai Hydrocracking Refinery Margin (US\$/bbl)	6.37	0.0	6.38	20.0	792.8	2.00	467.16	6.38	219.6	Daily
Olefins Product Prices and Spread										
Ethylene, FOB Japan Spot (US\$/MT)	1,195	0.0	1,020	(3.0)	4.9	1,010	39.56	1,020	1.0	Tuesday
Ethylene Spread (US\$/MT)	319	(10.9)	208	219.9	(49.4)	361	5.77	208	(42.2)	Daily
Propylene (Olefins), FOB Japan Spot (US\$/MT)	1,140	2.2	1,042	5.0	2.5	1,005	27.27	1,042	3.6	Tuesday
Propylene Spread (US\$/MT)	264	(5.0)	230	(5.7)	(49.5)	356	(12.55)	230	(35.3)	Daily
Naphtha - Singapore Spot FOB (US\$/MT)	877	4.7	811	8.4	44.9	649	69.72	811	25.0	Daily
Polyolefins Prices and Spread										
Polye HDPE SE Asia (US\$/MT)	1,310	0.0	1,239	23.4	(62.4)	1,179	33.19	1,239	5.0	Tuesday
HDPE-Naphtha Spread (US\$/MT)	434	(8.3)	427	205.0	(25.9)	530	5.43	427	(19.4)	Daily
Polye LDPE-Film, CFR SE Asia Spot (US\$/MT)	1,640	1.2	1,551	(5.2)	1.9	1,525	51.71	1,551	1.7	Tuesday
LDPE-Naphtha Spread (US\$/MT)	764	(2.4)	740	42.2	(23.1)	876	40.66	740	(15.6)	Daily
PP Film, Spot South East Asia (US\$/MT)	1,330	0.0	1,264	(4.1)	(4.6)	1,298	35.78	1,264	(2.6)	Tuesday
PP Spread (US\$/MT)	454	(7.9)	453	(20.5)	(40.8)	649	13.18	453	(30.3)	Daily
MEG Prices and Spread										
MEG, CFR South East Asia (US\$/MT)	660	(1.5)	689	(4.7)	4.8	679	(88.71)	689	1.5	Tuesday
MEG Spread (US\$/MT)	-81	14.1	57	(0.9)	2.9	53	120.79	57	n.m.	Tuesday
Aromatics Product Prices and Spread										
Paraxylene, FOB USG Spot (US\$/MT)	1,195	5.8	1,062	14.5	36.0	894	56.10	1,062	(64.1)	Tuesday
Paraxylene Spread (US\$/MT)	377	4.5	321	19.2	17.1	310	342.73	321	3.5	Tuesday
Paraxylene - 92 RON Spread (US\$/MT)	235	(5.1)	206	21.3	(14.3)	241	362.24	206	29.0	Daily
Toluene, FOB Korea Spot (US\$/MT)	945	8.0	800	1.1	27.8	728	111.96	800	(57.4)	Tuesday
Benzene, CFR Japan Spot (US\$/MT)	1,115	4.7	1,038	6.3	39.0	931	87.66	1,038	(66.7)	Tuesday
Benzene Spread (US\$/MT)	329	5.2	310	1.3	25.1	352	117.03	310	(11.8)	Daily
Benzene - 92 RON Spread (US\$/MT)	155	(15.1)	182	(16.8)	(11.7)	277	122.54	182	(34.4)	Daily
Condensate (US\$/MT)	818	6.3	741	12.5	46.1	584	61.01	741	26.8	Daily
PTA Prices and Spread										
PTA, CFR South East Asia (US\$/MT)	875	4.8	814	9.8	28.3	705	48.18	814	15.4	Tuesday
PTA Spread (US\$/MT)	74	(4.6)	103	(14.4)	(7.7)	106	15.15	103	(3.1)	Tuesday
PVC Prices and Spread										
PVC, CFR South East Asia (US\$/MT)	1,410	4.4	1,372	(15.9)	4.3	1,445	63.60	1,372	(5.0)	Tuesday
Ethylene Spread (US\$/MT)	1,092	10.0	1,164	(10.8)	28.8	1,084	99.99	1,164	7.4	Tuesday
Ethylene Dichloride CFR Far East Asia (US\$/MT)	855	0.0	887	(4.4)	52.9	734	140.72	887	20.9	Tuesday
Metal										
Gold (US\$/Troy Ounce)	1,909	0.6	1,838	2.3	2.3	1,799	1.56	1,838	2.1	Daily
LME Copper 3 Month Rolling Forward (US\$/MT)	9,860	(1.0)	9,825	2.5	15.8	9,293	49.95	9,825	5.7	Daily
Silver Future (US\$/Troy Ounce)	25	2.1	23	(0.2)	(6.7)	25	2.83	23	(6.2)	Daily
China Composite Steel Prices (CNY/MT)	5,192	(0.6)	5,157	(5.8)	5.6	5,473	35.91	5,157	(5.8)	Daily
Agriculture Prices										
Malaysian Crude Palm Oil Spot Price(MYR/MT)	6,785	12.6	5,704	10.2	45.4	4,443	59.82	5,704	28.4	Daily
SGX Ribbed Smoked Sheet 3 (RSS3) Futures (US\$/KG.)	227	4.2	206	6.8	(11.7)	209	18.21	206	(1.2)	Daily
Sugar #11 (US\$/LB)	18	0.1	18	(6.2)	24.3	17	34.51	18	5.0	Daily
Freight Rate										
Baltic Freight Index: BDIY	2,040	3.9	1,808	(46.8)	4.3	2,921	173.99	1,808	(38.1)	Daily
Baltic Supramax Index: BSI58	2,417	4.0	1,978	(27.7)	31.5	2,424	224.85	1,978	(18.4)	Daily

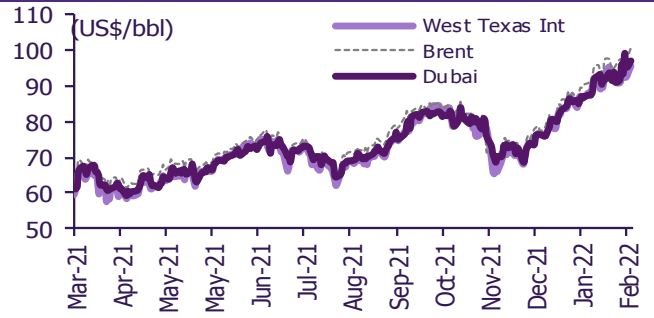
Source: Bloomberg Financial L.P., TQ Professional, BANPU, BOT, SCBS Investment Research

Commodities daily chart update

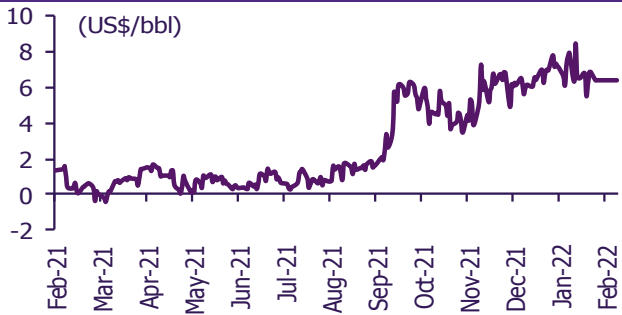
CRB US Spot All Commodities Price Index



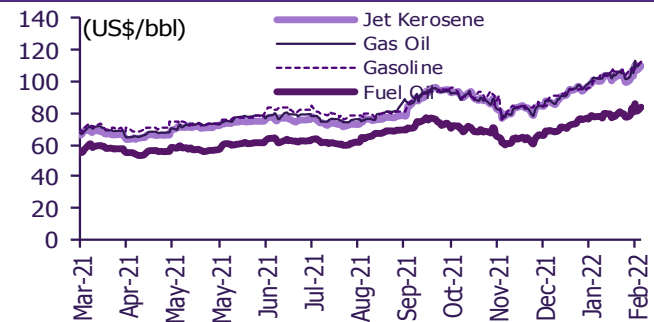
Crude prices



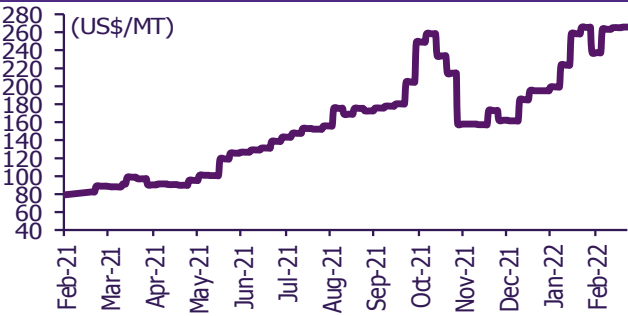
SG Dubai Hydrocracking Refinery Margin



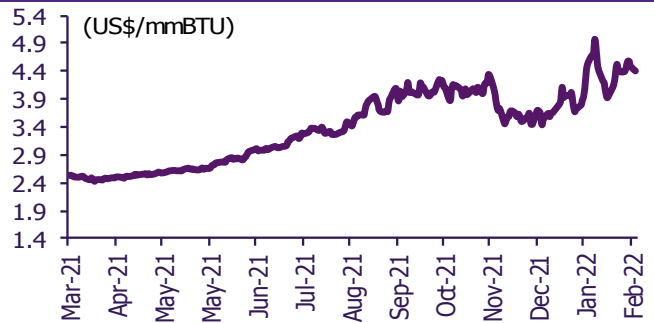
Oil product prices



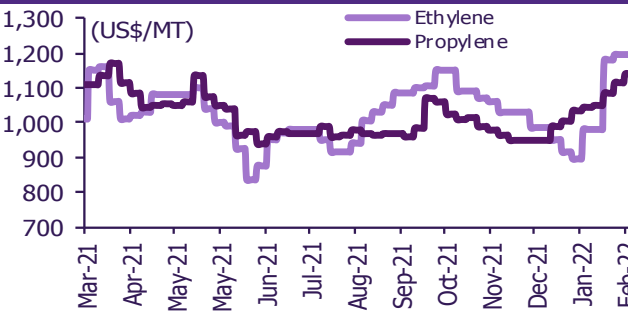
Coal price (NEX)



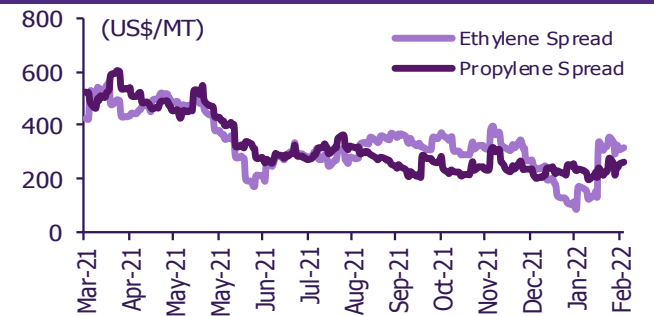
Natural gas prices (Henry hub)



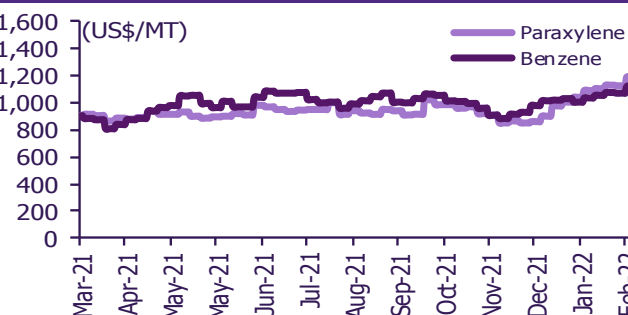
Olefins prices



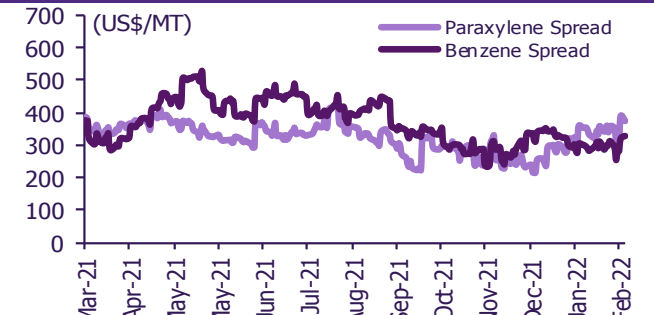
Olefins spreads



Aromatics prices

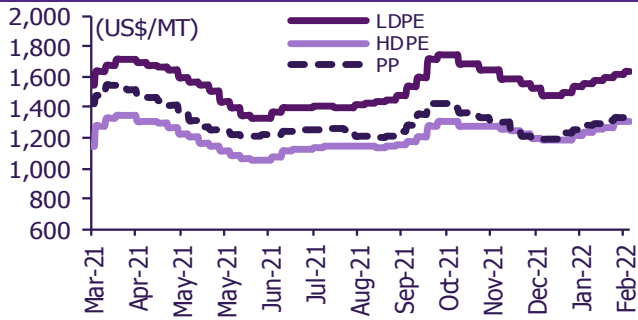


Aromatics spreads

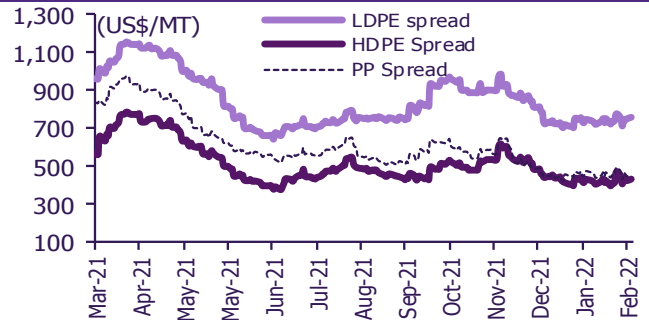


Commodities daily chart update

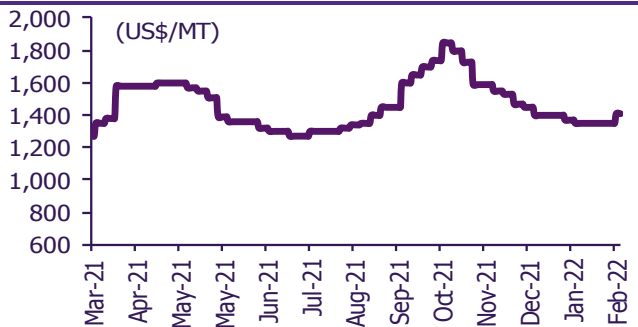
Polyolefins prices



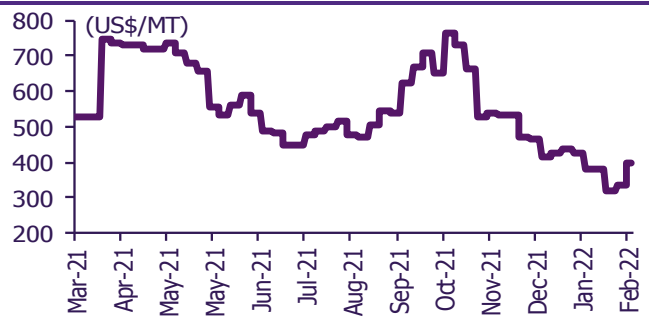
Polyolefins-Naphtha spreads



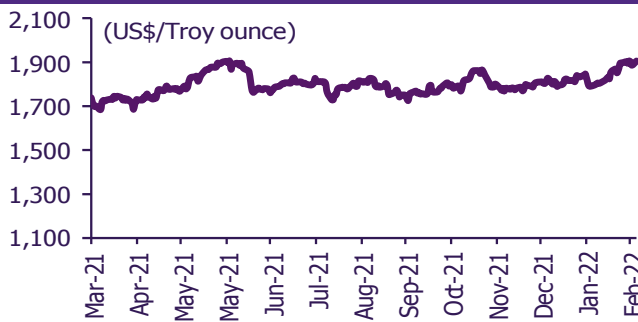
PVC price



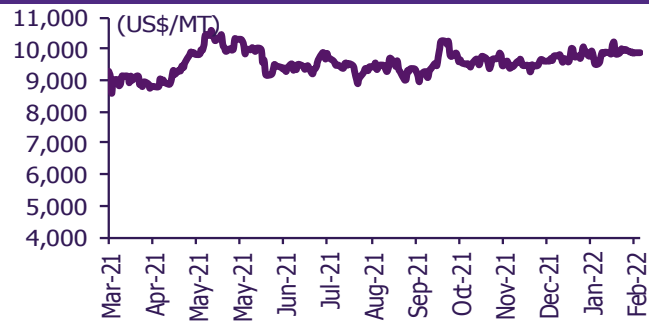
PVC spread



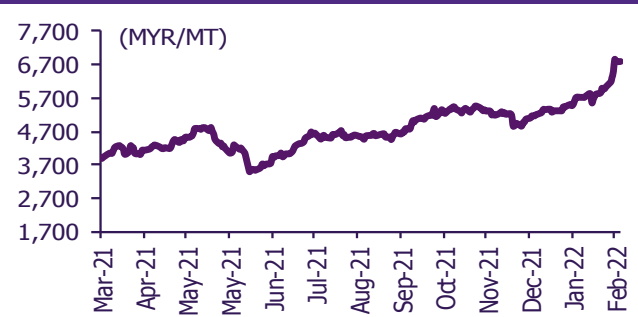
Gold price



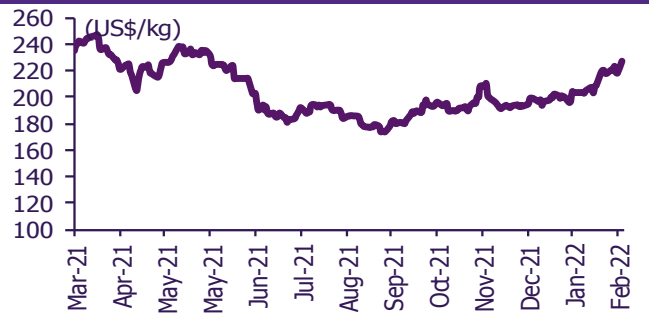
LME copper price



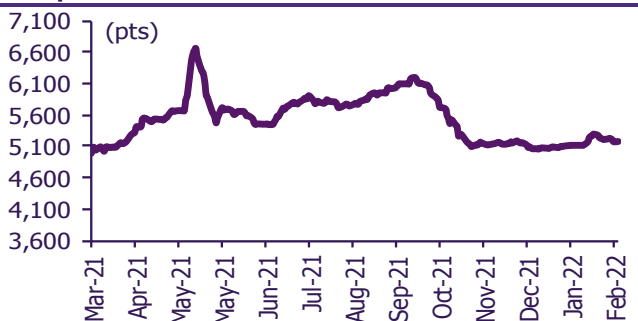
Malaysian crude palm oil price



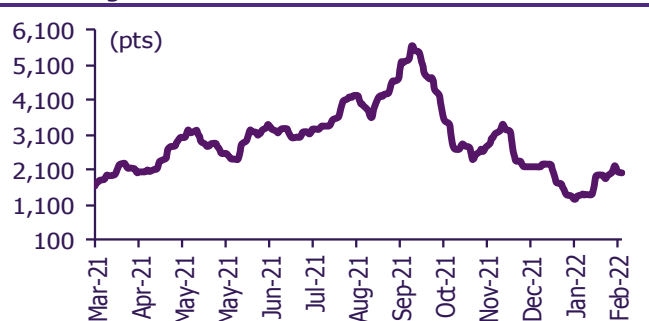
Rubber price (RSS3) futures



Steel price index



Baltic freight index



Source: Bloomberg Financial L.P., TQ Professional, BANPU, BOT, SCBS Investment Research

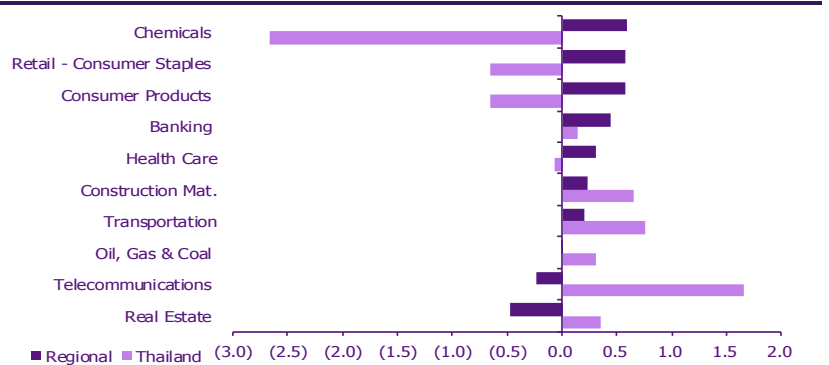
Market update

Global market movement

	28-Feb	Index	Chg (pts)	Performance (%)				PE (x)		EPS gth (%)		PBV (x)		ROE (%)	
				1D	WTD	MTD	YTD	22F	23F	22F	23F	22F	23F	22F	23F
S&P 500		4,374	(10.71)	(0.2)	(0.2)	(3.1)	(8.2)	19.6	17.8	15.0	10.0	4.0	3.6	22.6	28.4
Euro Stoxx 600		453	(0.42)	(0.1)	(0.1)	(3.4)	(7.1)	14.1	13.2	11.5	7.2	1.9	1.7	10.5	10.7
Japan		26,527	50.32	0.2	0.2	(1.8)	(7.9)	16.2	14.6	(6.3)	10.9	1.7	1.6	10.6	10.5
Hang Seng		22,713	(54.16)	(0.2)	(0.2)	(4.6)	(2.9)	10.7	9.4	(17.2)	13.7	1.1	1.0	11.1	11.1
MSCI Asia x J		745	0.00	0.0	0.0	(2.6)	(5.7)	13.3	11.7	10.7	13.5	1.6	1.4	11.5	11.6
Philippines		7,311	98.78	1.4	1.4	(0.7)	2.6	17.3	14.5	37.8	19.0	1.7	1.6	8.7	9.9
Indonesia		6,888	0.00	0.0	0.0	3.9	4.7	16.4	14.7	46.0	11.4	2.2	2.0	14.3	15.1
Malaysia		1,608	16.56	1.0	1.0	6.3	2.6	15.2	14.3	1.5	6.3	1.5	1.5	10.2	10.9
Thailand		1,685	5.28	0.3	0.3	2.2	1.7	18.1	15.8	7.0	14.1	1.7	1.6	8.1	8.8
Asean 4 - simple avg.				0.7	0.7	2.9	2.9	16.7	14.8	23.1	12.7	1.8	1.7	10.3	11.2
China		3,462	10.90	0.3	0.3	3.0	(4.9)	11.2	10.0	31.8	11.9	1.4	1.3	10.8	10.7
India		56,247	388.76	0.7	0.7	(3.0)	(3.4)	24.3	20.5	(0.5)	18.8	3.5	3.0	14.1	15.2
Singapore		3,242	(52.23)	(1.6)	(1.6)	(0.2)	3.8	13.1	11.4	22.6	15.1	1.1	1.0	8.5	9.4
Taiwan		17,652	0.00	0.0	0.0	(0.1)	(3.1)	13.0	12.7	7.0	2.6	2.2	2.1	18.7	18.0
Korea		2,699	22.42	0.8	0.8	1.3	(9.4)	10.8	9.4	7.1	14.9	1.0	1.0	7.6	13.6
Others				0.1	0.1	0.2	(3.4)	14.5	12.8	13.6	12.6	1.8	1.7	11.9	13.4

Regional sector movement

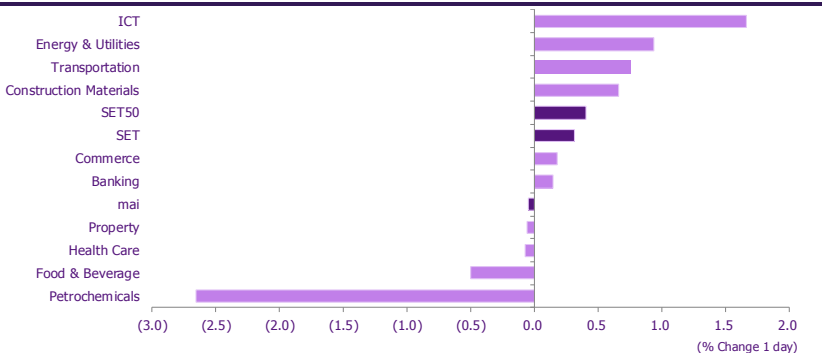
	Price performance (%) *			
	28-Feb	WoW	MoM	YTD
Banking	0.44	(3.10)	(2.88)	(0.13)
Chemicals	0.59	(0.79)	(1.22)	0.99
Construction Mat.	0.23	(2.74)	(4.56)	(0.69)
Consumer Products	0.58	(1.38)	(7.29)	(5.87)
Health Care	0.31	(1.52)	(6.82)	(5.68)
Oil, Gas & Coal	(0.01)	(0.39)	1.44	3.60
Real Estate	(0.47)	(3.27)	(1.29)	(2.68)
Retail - Consumer Staples	0.58	(1.38)	(7.29)	(5.87)
Telecommunications	(0.24)	(3.61)	(6.08)	(3.11)
Transportation	0.20	(2.46)	(2.39)	(0.54)



* Regional sector price performances (%) are based on US\$ and Thai sector price performances (%) are based on baht

Thailand sector movement

	Price performance (%)			
	28-Feb	WoW	MTD	YTD
Banking	0.15	(1.32)	1.32	4.91
Commerce	0.18	0.04	6.53	6.80
Construction Materials	0.66	(1.74)	0.69	0.35
Energy & Utilities	0.93	0.97	1.91	2.84
Food & Beverage	(0.50)	(1.08)	0.11	(1.09)
Health Care	(0.08)	2.70	5.09	2.03
ICT	1.66	(1.37)	6.12	4.93
Petrochemicals	(2.66)	(3.11)	(5.24)	(2.52)
Property	(0.06)	(2.34)	(0.49)	1.79
Transportation	0.75	(1.21)	1.50	2.32
SET	0.31	(0.54)	2.21	1.66
SET50	0.40	(0.31)	2.34	2.61
MAI	(0.05)	(1.61)	0.28	8.98



10 Most active stocks by value

Stock	Price (Bt)	Value (Btmn)	Chg (%)
KBANK	163.50	4,078.97	0.00
HANA	51.00	3,383.10	(18.07)
PTTEP	136.50	3,249.18	3.02
AOT	64.25	3,043.31	1.58
PTT	39.50	2,980.61	1.28
CPALL	68.00	2,705.09	0.37
BAM	21.90	2,283.75	4.29
BBL	140.00	2,221.49	0.00
IVL	45.00	2,221.12	(3.23)
ADVANC	229.00	1,747.32	0.44

Top 10 gainers

Stock	Price (Bt)	Value (Btmn)	Chg (%)
ETC	3.94	1,630.89	14.53
JTS	262.00	817.03	13.42
MONO	2.76	267.26	12.20
PEACE	6.00	79.06	11.11
SKN	9.50	357.05	9.20
TRUBB	3.02	174.97	7.86
CIVIL	5.35	93.39	7.43
SCN	2.32	17.08	7.41
DDD	16.80	19.48	7.01
AQUA	0.65	178.27	6.56

Top 10 losers

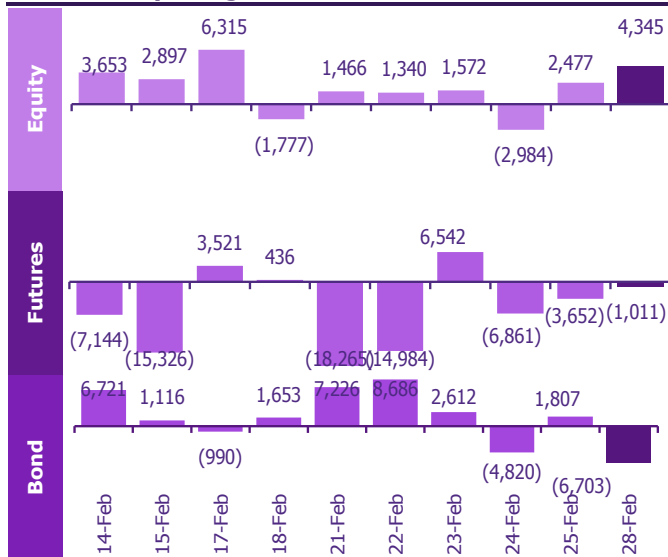
Stock	Price (Bt)	Value (Btmn)	Chg (%)
HANA	51.00	3,383.10	(18.07)
OCC	9.20	0.14	(12.38)
SAWANG	9.20	0.01	(11.54)
AMC	5.50	137.42	(11.29)
TWZ	0.09	2.68	(10.00)
NOBLE	5.40	140.66	(6.90)
MATI	8.95	0.83	(5.79)
SDC	0.49	298.94	(5.77)
AJ	18.20	130.05	(5.70)
AMR	5.55	27.30	(5.13)

Fund flow monitor

Regional foreign fund flows to equity

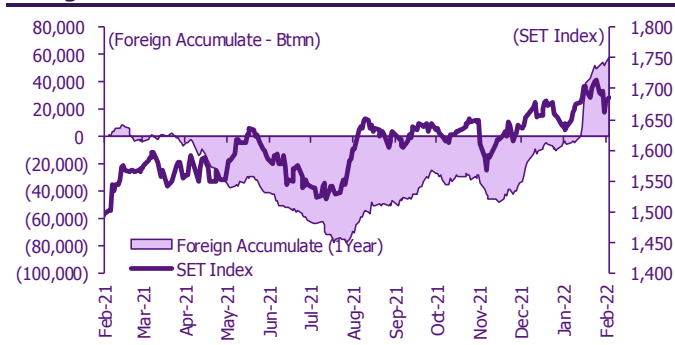
(US\$ Mn)	Thailand	Indonesia	Philippines	Malaysia	Vietnam	India	Taiwan	South Korea	Japan
Daily									
28-Feb-22	133		4		(35)		(1,677)	92	
25-Feb-22	76	76		63	(3)	(589)	(1,682)	185	
24-Feb-22	(91)	62	15	19	(8)	(889)	(2,009)	(676)	
23-Feb-22	49	67	1	38	7	(380)	(232)	(240)	
22-Feb-22	41	60	10	31	(5)	(328)	(1,485)	(314)	
Weekly									
WTD	133	307	4	161	(35)	(2,290)	(1,677)	92	(2,277)
25-Feb-22	121	307	32	161	(1)	(2,290)	(5,890)	(1,133)	0
18-Feb-22	343	265	(28)	229	68	(1,152)	(334)	572	(2,277)
11-Feb-22	1,285	532	112	179	(48)	(127)	302	672	(257)
4-Feb-22	69	108	25	(39)	0	(1,174)	0	214	(2,034)
Monthly									
MTD	1,931	1,220	141	562	(16)	(4,471)	(7,599)	418	(4,568)
Jan-22	432	425	(56)	80	(131)	(4,817)	(1,950)	(3,275)	5,769
Dec-21	695	101	1,724	(270)	(130)	(1,741)	2,919	2,639	(12,299)
Nov-21	(324)	(214)	5	41	(383)	(756)	586	3,043	(400)
YTD	2,363	1,645	85	641	(148)	(9,287)	(9,550)	(2,857)	1,201

Thailand daily foreign net flows

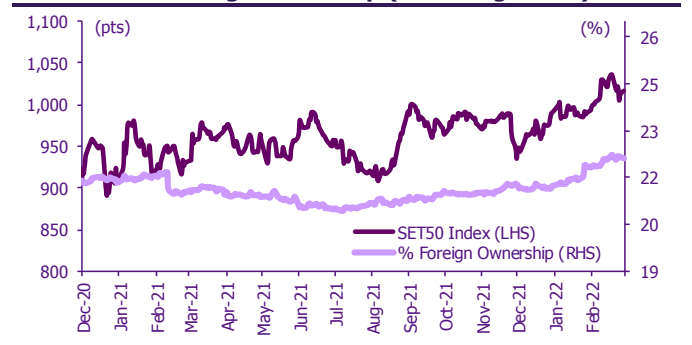


	Equity (Btmn)	SET50 futures (Contract)	Bond (Btmn)*	Bond (Btmn)
Daily				
28-Feb-22	4,345	(1,011)	(204)	(6,703)
Weekly				
WTD	4,345	(1,011)	(204)	(6,703)
25-Feb-22	3,872	(37,220)	(7,554)	15,510
18-Feb-22	11,087	(18,513)	(3,789)	8,500
11-Feb-22	42,054	378	7	48,447
4-Feb-22	2,280	71,253	14,192	(70)
Monthly				
MTD	62,975	608	(181)	71,853
Jan-22	14,359	(9,432)	(1,713)	80,673
Dec-21	23,223	109,677	21,292	54,263
Nov-21	(10,982)	(77,281)	(14,688)	46,126
Quarterly				
QTD	77,335	(8,824)	(1,894)	152,525
4Q21	28,128	44,270	8,986	110,523
3Q21	(443)	6,232	1,282	21,383
2Q21	(46,593)	(7,583)	(994)	76,603
1Q21	(29,669)	(15,635)	(2,752)	4,013
YTD	77,335	(8,824)	(1,894)	152,525
2021	(48,578)	27,284	6,522	212,522
2020	(264,386)	150,871	25,885	(35,245)

Foreign net flow and SET movement



SET50 and its foreign ownership (excluding NVDR)



Foreign buy/sell activity monitor

Most foreign holding value change

	Fgn hld (%)	Δ Fgn (M.shares)	Buy* (Btmn)
KBANK	42.63	1.72	281
ADVANC	34.58	0.60	137
TIDLOR	38.40	3.08	116
IVL	70.78	2.23	101
PTTEP	13.63	0.69	95
TU	30.24	3.63	74
LH	15.50	5.81	56
BH	18.34	0.35	53
KTC	13.57	0.76	48
BDMS	20.84	1.61	38

Top-5 NVDR net buy/sell

	Fgn hld (%)	Δ Fgn (M.shares)	Sell* (Btmn)	Buy* (Btmn)	Sell* (Btmn)
BAM	25.56	(1.67)	(234)	535	KBANK (602)
ADVANC	67.68	(20.80)	(185)	285	HANA (513)
OSP	24.22	(3.50)	(123)	273	BBL (459)
SCB	18.80	(0.97)	(122)	271	RCL (136)
STA	17.58	(4.46)	(119)	263	AS (123)
PTT	8.72	(2.82)	(111)	247	STA (121)
TOP	14.35	(1.73)	(93)	228	MINT (106)
PTTGC	14.85	(1.69)	(90)	202	KTB (98)
IRPC	7.48	(21.02)	(80)	187	MORE (95)
BANPU	8.79	(7.00)	(76)	164	CPN (93)

* SCBS Investment Research estimates

Short sales

	Volume (Shares)	Turnover (Bt)	Average price (Bt)	Last price 28-Feb-22	Gap between last close and short	Short sale volume comparing with main board
NTV	6,600	251,925	38.17	37.75	1.11	32.04
MC	196,200	1,823,190	9.29	9.20	1.01	29.69
GGC	31,000	406,560	13.11	13.20	(0.65)	18.66
CKP	2,326,600	11,865,660	5.10	5.10	0.00	18.06
EPG	1,909,200	18,959,340	9.93	9.85	0.82	17.97
BANPU	6,240,600	67,398,480	10.80	10.90	(0.92)	17.47
KSL-R	485,800	1,658,260	3.41	3.40	0.40	16.83
BJC-R	1,326,700	45,107,800	34.00	33.50	1.49	16.72
COM7-R	2,427,000	200,905,975	82.78	82.50	0.34	16.09
STEC	363,200	5,142,910	14.16	14.10	0.43	15.98
CK-R	383,000	7,919,660	20.68	21.00	(1.53)	15.87
GFPT	143,700	1,876,190	13.06	13.10	(0.33)	15.55
RCL-R	2,176,500	104,114,625	47.84	47.25	1.24	15.49
AP	1,305,000	13,933,270	10.68	10.60	0.72	14.98
TSTH	539,300	760,304	1.41	1.42	(0.72)	14.72
THCOM	107,800	1,060,785	9.84	9.80	0.41	14.64
TTB	79,383,300	108,433,073	1.37	1.37	(0.30)	14.60
KTB-R	4,370,600	60,733,410	13.90	14.00	(0.74)	13.43
SSP	187,200	2,228,350	11.90	11.90	0.03	13.34
WHA	6,490,400	21,856,514	3.37	3.40	(0.96)	13.29
VIBHA	1,147,900	2,697,590	2.35	2.34	0.43	13.26
THANI-R	1,731,900	7,540,904	4.35	4.36	(0.13)	13.12
CPALL-R	5,159,600	347,321,300	67.32	68.00	(1.01)	12.88
THCOM-R	94,100	923,450	9.81	9.80	0.14	12.78
BCP	787,200	24,423,175	31.03	31.00	0.08	12.49
KSL	338,100	1,151,732	3.41	3.40	0.19	11.71
SA-R	120,200	1,531,340	12.74	13.00	(2.00)	11.71
GPSC-R	1,157,200	86,346,350	74.62	75.00	(0.51)	11.65
BPP	118,900	1,988,420	16.72	16.70	0.14	11.50
CPN-R	1,271,800	69,562,500	54.70	55.25	(1.00)	11.48
CHG-R	9,278,200	32,595,336	3.51	3.50	0.37	11.48
OR	3,004,700	78,760,475	26.21	25.75	1.80	11.31
AMATA-R	1,705,000	36,239,730	21.25	21.40	(0.68)	10.93
CRC	1,521,300	58,343,700	38.35	38.25	0.26	10.84
BJC	856,500	29,121,550	34.00	33.50	1.49	10.79
MTI	5,600	629,500	112.41	110.50	1.73	10.77
DCC	1,720,600	5,089,436	2.96	3.00	(1.40)	10.72
TTW-R	310,000	3,565,000	11.50	11.50	0.00	10.66
TVO	547,900	17,573,575	32.07	32.50	(1.31)	10.66
SPALI-R	631,800	13,817,450	21.87	22.00	(0.59)	10.48
PSH	176,700	2,529,420	14.31	14.40	(0.59)	10.42
PSL-R	919,900	16,320,390	17.74	17.50	1.38	10.18
MTC-R	769,000	39,478,775	51.34	51.50	(0.31)	10.15
UNIQ	12,000	67,920	5.66	5.65	0.18	10.05
EGATIF	107,200	1,275,680	11.90	11.90	0.00	10.00
TASCO	833,700	15,253,190	18.30	18.30	(0.02)	9.78
ITD	1,161,900	2,375,586	2.04	2.06	(0.75)	9.69
SAWAD-R	613,300	35,408,225	57.73	57.75	(0.03)	9.66
SIRI-R	5,284,600	6,521,456	1.23	1.23	0.33	9.55
PTT	7,085,400	279,035,025	39.38	39.50	(0.30)	9.38
CBG-R	520,500	55,432,150	106.50	106.50	0.00	9.36
SCC-R	298,100	115,904,100	388.81	392.00	(0.81)	9.34
HANA-R	6,060,500	314,550,925	51.90	51.00	1.77	9.29
TISCO-R	496,800	48,486,475	97.60	97.75	(0.16)	9.21
SUPER	20,993,600	19,314,112	0.92	0.92	0.00	9.20
AMATA	1,433,400	30,509,370	21.28	21.40	(0.54)	9.19
GLOBAL	1,016,900	20,161,540	19.83	19.70	0.64	9.15
MINT-R	3,165,800	97,908,000	30.93	30.75	0.57	8.87
TPIPP	687,200	2,810,286	4.09	4.08	0.23	8.85
CPF-R	3,214,600	81,101,875	25.23	25.25	(0.08)	8.78
DMT	15,900	180,250	11.34	11.40	(0.56)	8.77
SIRI	4,825,700	5,968,776	1.24	1.23	0.56	8.72
DCC-R	1,394,000	4,132,686	2.96	3.00	(1.18)	8.68
TRUE	9,855,500	49,114,552	4.98	5.00	(0.33)	8.63
BEM	2,635,700	23,300,410	8.84	8.90	(0.67)	8.60
PTTGC-R	2,057,600	108,725,450	52.84	53.00	(0.30)	8.59
SCGP-R	764,000	46,230,800	60.51	61.25	(1.21)	8.54
EGCO	135,900	24,308,750	178.87	179.50	(0.35)	8.40
GULF	1,714,300	86,463,300	50.44	50.50	(0.13)	8.35
RATCH	310,600	14,234,250	45.83	46.00	(0.37)	8.32
PRM	626,600	3,675,990	5.87	5.75	2.03	8.29
PTT-R	6,237,400	245,869,350	39.42	39.50	(0.21)	8.26
KCE-R	1,911,900	113,953,325	59.60	60.50	(1.48)	7.82
BTS-R	8,151,200	78,328,415	9.61	9.50	1.15	7.80
CPALL	3,026,100	203,909,600	67.38	68.00	(0.91)	7.56
EASTW-R	384,300	2,918,775	7.60	7.65	(0.72)	7.54
DTAC	680,500	31,815,175	46.75	47.00	(0.53)	7.48
STA-R	894,400	24,410,450	27.29	26.75	2.03	7.45
JMART-R	1,002,300	55,149,175	55.02	56.50	(2.61)	7.45
BBL	1,181,000	164,635,050	139.40	140.00	(0.43)	7.43
TCAP-R	1,005,400	41,742,950	41.52	41.75	(0.55)	7.40
CK	178,000	3,681,460	20.68	21.00	(1.51)	7.38
WHA-R	3,587,900	12,132,468	3.38	3.40	(0.54)	7.35
CENDEL	335,900	11,450,850	34.09	34.50	(1.19)	7.30
FSMART-R	84,900	905,990	10.67	10.70	(0.27)	7.22
SAWAD	458,200	26,453,650	57.73	57.75	(0.03)	7.22
ESSO-R	697,600	5,235,180	7.50	7.50	0.06	7.15
GLOBAL-R	794,800	15,818,540	19.90	19.70	1.03	7.15
BH-R	227,900	35,344,250	155.09	153.50	1.03	7.12
LH	3,809,500	36,170,225	9.49	9.60	(1.10)	7.10

	Volume (Shares)	Turnover (Bt)	Average price (Bt)	Last price 28-Feb-22	Gap between last close and short	Short sale volume comparing with main board
DELTA-R	100,800	41,276,400	409.49	404.00	1.36	7.07
BEM-R	2,161,500	19,106,455	8.84	8.90	(0.68)	7.05
QH	2,990,700	6,830,052	2.28	2.28	0.17	7.02
SAT	206,100	4,392,580	21.31	21.10	1.01	7.00
CRC-R	982,200	37,686,125	38.37	38.25	0.31	7.00
TQM-R	131,900	6,061,200	45.95	45.25	1.55	6.98
BGC	32,300	330,180	10.22	10.20	0.22	6.85
AH	60,100	1,378,330	22.93	22.90	0.15	6.84
KTB	2,225,400	31,069,320	13.96	14.00	(0.28)	6.84
METCO	800	199,600	249.50	248.00	0.60	6.72
KKP	181,600	12,437,800	68.49	68.25	0.35	6.66
STEC-R	150,900	2,139,550	14.18	14.10	0.56	6.64
LOXLEY	51,500	124,484	2.42	2.44	(0.94)	6.52
TCAP	883,400	36,720,250	41.57	41.75	(0.44)	6.50
SCC	206,400	79,886,600	387.05	392.00	(1.26)	6.47
BGRIM-R	1,116,900	38,613,900	34.57	34.50	0.21	6.41
ORI	373,400	4,410,990	11.81	11.90	(0.73)	6.39
EA-R	1,082,900	102,450,775	94.61	95.00	(0.41)	6.35
PRM-R	479,300	2,810,580	5.86	5.75	1.98	6.34
AOT-R	3,002,500	191,721,775	63.85	64.25	(0.62)	6.31
BA-R	161,600	1,554,085	9.62	9.45	1.77	6.30
STANLY-R	1,100	205,300	186.64	186.50	0.07	6.29
BLAND	394,800	406,644	1.03	1.04	(0.96)	6.25
FSMART	72,300	770,760	10.66	10.70	(0.37)	6.15
TIDLOR	458,600	17,140,325	37.38	37.50	(0.33)	6.08
TOA-R	77,000	2,233,000	29.00	29.00	0.00	6.06
SCB	692,700	86,750,100	125.23	125.50	(0.21)	5.91
STGT-R	370,600	9,521,575	25.69	25.75	(0.22)	5.88
PSTC	162,700	361,582	2.22	2.20	1.02	5.87
GUNKUL-R	1,793,500	11,254,845	6.28	6.20	1.22	5.87
ADVANC	445,400	101,532,100	227.96	229.00	(0.46)	5.82
QH-R	2,449,000	5,565,460	2.27	2.28	(0.33)	5.75
STA	688,300	18,801,450	27.32	26.75	2.12	5.73
EPG-R	602,600	5,951,470	9.88	9.85	0.27	5.67
TTA-R	679,500	6,733,795	9.91	9.95	(0.40)	5.66
MBK-R	203,200	2,569,640	12.65	12.50	1.17	5.64
BCH-R	1,226,400	23,499,000	19.16	19.10	0.32	5.64
MC-R	37,100	344,980	9.30	9.20	1.07	5.61
BTS	5,845,300	56,004,190	9.58	9.50	0.85	5.60
HMPRO-R	2,569,300	39,294,290	15.29	15.20	0.62	5.51
CPF	2,011,600	50,813,250	25.26	25.25	0.04	5.49
SPRC-R	1,660,500	14,749,460	8.88	8.90	(0.20)	5.44
BCPG	480,600	6,020,280	12.53	12.50	0.21	5.42
JKN	28,300	215,605	7.62	7.65	(0.41)	5.33
RATCH-R	198,100	9,082,425	45.85	46.00	(0.33)	5.31
EGCO-R	84,900	15,274,500	179.91	179.50	0.23	5.25
AWC	5,322,400	25,776,812	4.84	4.80	0.90	5.13
MICRO	45,400	326,115	7.18	7.15	0.46	5.13
KKP-R	136,800	9,383,050	68.59	68.25	0.50	5.02
LH-R	2,671,500	25,410,375	9.51	9.60	(0.92)	4.98
SCCC-R	37,100	5,897,600	158.96	161.00	(1.26)	4.98
TPIPL	2,054,100	3,573,161	1.74	1.73	0.55	4.96
BEC	623,100	10,332,830	16.58	16.50	0.50	4.96
HMPRO	2,302,200	35,101,020	15.25	15.20	0.31	4.93
MAJOR-R	96,000	1,934,710	20.15	20.20	(0.23)	4.90
PLANB	1,678,700	13,312,185	7.93	7.95	(0.25)	4.88
IVL-R	2,410,700	107,410,775	44.56	45.00	(0.99)	4.85
PTTEP-R	1,159,500	155,215,450	133.86	136.50	(1.93)	4.82
SAMART-R	24,000	151,035	6.29	6.30	(0.11)	4.75
GPSC	470,100	35,032,125	74.52	75.00	(0.64)	4.73
PTG	378,900	5,424,440	14.32	14.40	(0.58)	4.69
VGI	1,642,900	9,110,170	5.55	5.80	(4.39)	4.62
MEGA-R	183,300	7,904,825	43.13	43.00	0.29	4.60
SKY	14,600	150,380	10.30	10.30	0.00	4.57
GUNKUL	1,383,000	8,711,395	6.30	6.20	1.60	4.53
TU	1,453,400	29,586,040	20.36	20.40	(0.21)	4.49
TTB-R	24,216,100	33,123,265	1.37	1.37	(0.16)	4.45
EA	758,100	71,763,550	94.66	95.00	(0.36)	4.45
KCE	1,080,300	64,601,450	59.80	60.50	(1.16)	4.42
WORK	168,700	3,877,740	22.99	22.70	1.26	4.32
IRPC	3,549,600	13,486,872	3.80	3.80	(0.01)	4.28
WHAUP	173,200	705,758	4.07	4.08	(0.13)	4.28
ROJNA	105,000	681,115	6.49	6.50	(0.20)	4.25
S	47,100	91,525	1.94	1.95	(0.35)	4.22
JAS	4,925,600	17,615,100	3.58	3.60	(0.66)	4.21
PTTEP	1,010,600	135,251,350	133.83	136.50	(1.95)	4.20
INTUCH-R	290,400	22,002,400	75.77	75.75	0.02	4.11
SABUY	259,300	7,907,675	30.50	30.25	0.81	4.10
BKI-R	900	240,300	267.00	268.00	(0.37)	4.09
BANPU-R	1,455,500	15,718,460	10.80	10.90	(0.92)	4.07
DOHOME	477,300	11,264,100	23.60	23.60	0.00	4.05
OR-R	1,057,100	27,486,275	26.00	25.75	0.98	3.98
PTL-R	131,600	3,523,950	26.78	27.25	(1.73)	3.97
AOT	1,872,100	118,496,700	63.30	64.25	(1.48)	3.93
PTTGC	941,000	49,752,050	52.87	53.00	(0.24)	3.93
BGRIM	680,800	23,369,975	34.33	34.50	(0.50)	3.91
AUCT	50,800	491,965	9.68	9.60	0.88	3.90
SCGP	348,800	21,151,025	60.64	61.25	(1.00)	3.90
BAFS	38,100	981,075	25.75	25.75	0.00	3.90
TSE-R	249,100	617,714	2.48	2.52	(1.60)	3.89
SPALI	233,500	5,105,290	21.86	22.00	(0.62)	3.87
TU-R	1,254,100	25,554,390	20.38	20.40	(0.11)	3.87

	Volume (Shares)	Turnover (Bt)	Average price (Bt)	Last price 28-Feb-22	Gap between last close and short	Short sale volume comparing with main board
IRPC-R	3,198,000	12,192,644	3.81	3.80	0.33	3.86
AMATAV	11,900	91,035	7.65	7.60	0.66	3.84
TOP	524,400	28,138,050	53.66	53.75	(0.17)	3.84
ICHI-R	250,900	2,596,470	10.35	10.30	0.47	3.82
CHAYO	154,400	1,842,340	11.93	11.90	0.27	3.80
THG-R	78,600	3,896,700	49.58	49.75	(0.35)	3.78
CHG	3,027,500	10,613,202	3.51	3.50	0.16	3.75
MTC	281,600	14,459,400	51.35	51.50	(0.30)	3.72
THANI	482,900	2,105,674	4.36	4.36	0.01	3.66
U-R	1,009,500	1,747,942	1.73	1.73	0.09	3.66
III-R	305,700	4,768,920	15.60	15.50	0.65	3.62
SPCG-R	41,000	737,830	18.00	17.80	1.10	3.60
WICE-R	208,300	4,000,810	19.21	19.30	(0.48)	3.59
CBG	199,600	21,242,800	106.43	106.50	(0.07)	3.59
ADVANC-R	268,300	61,177,500	228.02	229.00	(0.43)	3.51
TPIPP-R	268,500	1,096,202	4.08	4.08	0.07	3.46
M-R	45,700	2,432,250	53.22	54.00	(1.44)	3.44
TTA	412,100	4,083,790	9.91	9.95	(0.40)	3.43
KBANK	847,900	138,180,750	162.97	163.50	(0.33)	3.39
WHAUP-R	134,300	545,264	4.06	4.08	(0.49)	3.32
DELTA	47,100	19,090,400	405.32	404.00	0.33	3.30
SPCG	37,400	673,560	18.01	17.80	1.18	3.29
VGI-R	1,141,200	6,309,765	5.53	5.80	(4.67)	3.21
AP-R	277,100	2,959,500	10.68	10.60	0.76	3.18
CPN	344,800	18,851,700	54.67	55.25	(1.04)	3.11
MEGA	122,900	5,293,950	43.08	43.00	0.18	3.08
OSP-R	1,063,000	37,580,650	35.35	35.25	0.29	3.03
WORK-R	117,700	2,718,690	23.10	22.70	1.76	3.02
BLAND-R	190,400	196,114	1.03	1.04	(0.96)	3.01
TISCO	162,000	15,816,450	97.63	97.75	(0.12)	3.00
HTC	6,500	222,625	34.25	34.75	(1.44)	2.94
SPRC	892,500	7,902,640	8.85	8.90	(0.51)	2.93
ERW	102,400	320,884	3.13	3.12	0.44	2.89
TPIPL-R	1,194,900	2,073,725	1.74	1.73	0.32	2.89
KISS	33,400	274,695	8.22	8.20	0.30	2.86
UTP-R	9,100	152,490	16.76	16.70	0.34	2.82
BCPG-R	244,600	3,057,500	12.50	12.50	0.00	2.76
BAFS-R	26,900	696,175	25.88	25.75	0.51	2.75
JMT-R	195,200	13,275,025	68.01	68.00	0.01	2.73
BH	87,400	13,560,300	155.15	153.50	1.08	2.73
SMT	46,900	219,154	4.67	4.70	(0.58)	2.69
BDMS	1,287,400	30,396,910	23.61	23.70	(0.38)	2.66
SUPER-R	6,009,300	5,528,556	0.92	0.92	0.00	2.63
BROOK	3,298,300	3,291,582	1.00	1.00	(0.20)	2.63
SAPPE	49,800	1,237,250	24.84	24.80	0.18	2.62
MAJOR	50,000	1,002,460	20.05	20.20	(0.75)	2.55
RCL	356,500	17,191,400	48.22	47.25	2.06	2.54
TVO-R	129,900	4,174,750	32.14	32.50	(1.11)	2.53
SNNP	48,300	792,120	16.40	16.30	0.61	2.53
TIDLOR-R	185,600	6,923,500	37.30	37.50	(0.52)	2.46
TTCL	117,600	560,820	4.77	4.84	(1.47)	2.46
PSL	218,200	3,881,200	17.79	17.50	1.64	2.41
IVL	1,184,000	53,015,875	44.78	45.00	(0.50)	2.38
DTAC-R	216,100	10,126,525	46.86	47.00	(0.30)	2.38
BOL	9,700	130,730	13.48	13.40	0.58	2.37
TFG-R	158,100	675,996	4.28	4.24	0.84	2.36
BDMS-R	1,135,900	26,876,380	23.66	23.70	(0.17)	2.34
AWC-R	2,427,100	11,787,344	4.86	4.80	1.18	2.34
TOA	29,600	858,400	29.00	29.00	0.00	2.33
KBANK-R	581,300	94,691,000	162.90	163.50	(0.37)	2.33
BCH	504,200	9,620,950	19.08	19.10	(0.10)	2.32
CENTEL-R	106,000	3,630,075	34.25	34.50	(0.74)	2.30
JAS-R	2,675,200	9,627,842	3.60	3.60	(0.03)	2.28
JMART	306,400	16,702,625	54.51	56.50	(3.52)	2.28
ANAN	202,800	301,039	1.48	1.48	0.30	2.26
HFT-R	42,300	338,400	8.00	8.20	(2.44)	2.24
ASP	503,000	1,926,356	3.83	3.88	(1.30)	2.22
KEX-R	69,700	1,567,690	22.49	22.40	0.41	2.21
BAY-R	38,400	1,310,400	34.13	34.25	(0.36)	2.17
INTUCH	152,900	11,574,475	75.70	75.75	(0.07)	2.17
RS-R	308,800	5,283,600	17.11	16.90	1.24	2.16
SCB-R	251,300	31,473,900	125.24	125.50	(0.20)	2.15
KTC-R	156,000	9,908,025	63.51	63.25	0.42	2.14
BAM-R	2,237,500	48,627,670	21.73	21.90	(0.76)	2.14
ICHI	137,400	1,417,950	10.32	10.30	0.19	2.09
CCET-R	373,800	1,031,294	2.76	2.82	(2.17)	2.09
GFPT-R	19,200	250,980	13.07	13.10	(0.21)	2.08
ACE	440,500	1,388,978	3.15	3.14	0.42	2.07
PLANB-R	707,400	5,594,500	7.91	7.95	(0.52)	2.06
RBF	74,500	1,192,400	16.01	15.80	1.30	2.04
MINT	721,700	22,161,375	30.71	30.75	(0.14)	2.02
M	26,500	1,418,925	53.54	54.00	(0.84)	2.00
LPN	82,800	382,536	4.62	4.64	(0.43)	1.97
SINGER	112,400	5,384,425	47.90	48.25	(0.72)	1.96
TOP-R	266,600	14,234,300	53.39	53.75	(0.67)	1.95
NEX-R	182,200	3,261,640	17.90	18.60	(3.76)	1.92
SA	19,000	240,550	12.66	13.00	(2.61)	1.85
BLA	159,100	6,867,050	43.16	44.00	(1.90)	1.75
BAM	1,833,100	39,804,560	21.71	21.90	(0.85)	1.75
SAK-R	37,400	351,855	9.41	9.35	0.62	1.73
STPI	104,300	580,325	5.56	5.60	(0.64)	1.73
SMT-R	30,100	140,944	4.68	4.70	(0.37)	1.73

	Volume (Shares)	Turnover (Bt)	Average price (Bt)	Last price 28-Feb-22	Gap between last close and short	Short sale volume comparing with main board
RJH	7,900	260,700	33.00	32.50	1.54	1.72
TMT	34,100	374,380	10.98	11.00	(0.19)	1.71
SAT-R	50,000	1,060,000	21.20	21.10	0.47	1.70
BLA-R	149,000	6,520,450	43.76	44.00	(0.54)	1.64
GULF-R	328,000	16,567,950	50.51	50.50	0.02	1.60
NER	401,700	2,945,805	7.33	7.45	(1.57)	1.60
BA	40,400	388,980	9.63	9.45	1.89	1.58
KTC	114,200	7,246,725	63.46	63.25	0.33	1.57
NCAP	13,500	130,865	9.69	9.70	(0.06)	1.54
STGT	96,800	2,492,600	25.75	25.75	0.00	1.54
SGP	65,700	924,440	14.07	13.90	1.23	1.53
JMT	108,000	7,350,600	68.06	68.00	0.09	1.51
COM7	227,700	18,935,300	83.16	82.50	0.80	1.51
ITD-R	180,800	368,832	2.04	2.06	(0.97)	1.51
DRT-R	2,800	23,800	8.50	8.50	0.00	1.50
PTL	49,100	1,300,850	26.49	27.25	(2.77)	1.48
OSP	518,500	18,353,925	35.40	35.25	0.42	1.48
S-R	16,500	32,175	1.95	1.95	0.00	1.48
TIPH	33,400	2,015,475	60.34	59.75	0.99	1.47
XO	106,100	1,961,560	18.49	18.30	1.03	1.47
III	123,800	1,967,800	15.89	15.50	2.55	1.47
RS	205,500	3,493,500	17.00	16.90	0.59	1.44
ASK	35,100	1,640,750	46.75	49.00	(4.60)	1.43
DEMCO	46,400	169,924	3.66	3.66	0.06	1.42
FORTH-R	84,100	2,186,750	26.00	26.50	(1.88)	1.41
U	387,200	677,600	1.75	1.73	1.16	1.40
TQM	25,500	1,160,275	45.50	45.25	0.55	1.35
TSTH-R	49,100	69,231	1.41	1.42	(0.70)	1.34
ORI-R	78,200	925,510	11.84	11.90	(0.54)	1.34
PTG-R	107,000	1,528,430	14.28	14.40	(0.80)	1.33
LHFG	501,200	709,267	1.42	1.45	(2.40)	1.29
AIE	49,100	229,946	4.68	4.68	0.07	1.27
BEC-R	159,500	2,627,360	16.47	16.50	(0.17)	1.27
SYNEX-R	16,000	428,000	26.75	26.50	0.94	1.26
SYNEX	16,000	426,775	26.67	26.50	0.65	1.26
BAY	22,200	756,225	34.06	34.25	(0.54)	1.26
7UP	1,550,400	1,701,959	1.10	1.09	0.71	1.26
SCI	87,200	186,696	2.14	2.16	(0.88)	1.25
JKN-R	6,600	50,395	7.64	7.65	(0.19)	1.24
STARK	717,700	3,301,000	4.60	4.68	(1.72)	1.23
PR9	13,500	154,950	11.48	11.90	(3.55)	1.22
TKS	49,100	765,790	15.60	15.40	1.28	1.19
BGC-R	5,500	56,100	10.20	10.20	0.00	1.17
TKN	65,100	526,465	8.09	8.00	1.09	1.13
DOHOME-R	130,000	3,097,640	23.83	23.60	0.97	1.10
EASTW	55,700	420,815	7.56	7.65	(1.24)	1.09
UBE	205,300	451,660	2.20	2.22	(0.90)	1.09
DRT	2,000	16,900	8.45	8.50	(0.59)	1.07
BEAUTY	86,700	130,050	1.50	1.50	0.00	1.06
HANA	678,900	35,457,250	52.23	51.00	2.41	1.04
DDD	11,900	203,210	17.08	16.80	1.65	1.04
BRRGIF	1,400	7,840	5.60	5.65	(0.88)	1.03
NRF	122,400	948,420	7.75	7.45	4.01	1.01
BCP-R	63,100	1,941,950	30.78	31.00	(0.72)	1.00
MCS	57,800	864,010	14.95	14.80	1.00	0.98
SNC	13,400	230,070	17.17	17.10	0.41	0.94
KGI	129,100	858,520	6.65	6.70	(0.75)	0.93
STARK-R	532,300	2,460,164	4.62	4.68	(1.24)	0.91
TRUE-R	1,034,300	5,171,494	5.00	5.00	0.00	0.91
SC	51,000	200,940	3.94	3.90	1.03	0.84
SGP-R	35,500	498,910	14.05	13.90	1.11	0.83
ESSO	80,100	604,755	7.55	7.50	0.67	0.82
XO-R	54,700	1,004,440	18.36	18.30	0.34	0.76
MBK	27,200	342,470	12.59	12.50	0.73	0.76
KEX	23,400	524,720	22.42	22.40	0.11	0.74
CKP-R	94,500	481,950	5.10	5.10	0.00	0.73
SABUY-R	46,400	1,435,875	30.95	30.25	2.30	0.73
AIE-R	27,700	129,550	4.68	4.68	(0.07)	0.72
NOBLE	178,100	998,185	5.60	5.40	3.79	0.69
VIH	9,000	92,700	10.30	10.30	0.00	0.69
SCCC	5,000	796,450	159.29	161.00	(1.06)	0.67
BE8-R	7,500	260,625	34.75	35.00	(0.71)	0.65
BBL-R	97,200	13,557,850	139.48	140.00	(0.37)	0.61
SENA	43,500	215,056	4.94	5.10	(3.06)	0.61
SHR	77,700	256,996	3.31	3.34	(0.97)	0.60
LANNA	16,000	305,500	19.09	19.10	(0.03)	0.59
JWD	77,400	1,418,570	18.33	18.20	0.70	0.58
NOBLE-R	149,100	830,415	5.57	5.40	3.14	0.58
ONEE	47,700	571,230	11.98	12.30	(2.64)	0.58
SAPPE-R	10,000	247,000	24.70	24.80	(0.40)	0.53
BYD-R	61,300	1,012,270	16.51	16.90	(2.29)	0.50
ITEL	91,000	565,765	6.22	6.30	(1.31)	0.49
ILM-R	17,400	322,840	18.55	18.90	(1.83)	0.45
THRE-R	10,700	11,864	1.11	1.10	0.80	0.45
NSL-R	1,800	31,160	17.31	17.30	0.06	0.45
SIS-R	2,500	98,750	39.50	40.00	(1.25)	0.44
HUMAN-R	27,500	336,510	12.24	12.70	(3.65)	0.44
CCET	73,300	200,756	2.74	2.82	(2.88)	0.41
VNG	20,000	165,610	8.28	8.30	(0.23)	0.39
SINGER-R	21,700	1,043,175	48.07	48.25	(0.37)	0.38
SAMART	1,800	11,340	6.30	6.30	0.00	0.36
APURE-R	3,800	23,370	6.15	6.10	0.82	0.36

	Volume (Shares)	Turnover (Bt)	Average price (Bt)	Last price 28-Feb-22	Gap between last close and short	Short sale volume comparing with main board
THG	7,300	361,350	49.50	49.75	(0.50)	0.35
HENG-R	21,400	92,358	4.32	4.30	0.37	0.34
BPP-R	3,400	56,810	16.71	16.70	0.05	0.33
SCM-R	7,400	53,385	7.21	7.20	0.20	0.33
SABINA	2,200	47,370	21.53	21.70	(0.78)	0.32
AI	7,400	56,610	7.65	7.75	(1.29)	0.29
ASIAN	9,200	145,360	15.80	15.50	1.94	0.27
NEX	24,500	455,270	18.58	18.60	(0.09)	0.26
LPN-R	10,700	49,618	4.64	4.64	(0.06)	0.26
SRICHA	800	12,170	15.21	15.30	(0.57)	0.22
LANNA-R	5,700	108,300	19.00	19.10	(0.52)	0.21
TSE	13,300	33,098	2.49	2.52	(1.25)	0.21
AEONTS	700	136,400	194.86	197.00	(1.09)	0.21
ASW-R	63,600	572,585	9.00	8.70	3.48	0.20
UVAN	6,500	48,425	7.45	7.35	1.36	0.19
AKR	16,500	17,160	1.04	1.02	1.96	0.18
BYD	21,500	365,500	17.00	16.90	0.59	0.17
AIT-R	27,500	192,500	7.00	7.05	(0.71)	0.17
MONO-R	157,400	395,166	2.51	2.76	(9.04)	0.16
TIPH-R	3,300	198,000	60.00	59.75	0.42	0.15
ITEL-R	24,600	152,035	6.18	6.30	(1.90)	0.13
SAK	2,800	26,390	9.43	9.35	0.80	0.13
HENG	8,000	34,400	4.30	4.30	0.00	0.13
ASW	40,000	348,345	8.71	8.70	0.10	0.13
AJ	9,000	167,670	18.63	18.20	2.36	0.13
DMT-R	200	2,280	11.40	11.40	0.00	0.11
ETC	388,700	1,434,230	3.69	3.94	(6.35)	0.09
NETBAY-R	300	6,980	23.27	23.40	(0.57)	0.09
AI-R	2,000	15,320	7.66	7.75	(1.16)	0.08
GREEN	4,400	7,260	1.65	1.69	(2.37)	0.08
AS	25,100	614,460	24.48	24.40	0.33	0.07
JTS-R	2,100	506,700	241.29	262.00	(7.91)	0.06
UTP	200	3,360	16.80	16.70	0.60	0.06
TASCO-R	5,100	93,330	18.30	18.30	0.00	0.06
TKS-R	2,200	34,090	15.50	15.40	0.62	0.05
DITTO-R	1,000	36,250	36.25	37.25	(2.68)	0.05
EP	3,400	19,550	5.75	5.75	0.00	0.04
ETC-R	151,900	559,764	3.69	3.94	(6.47)	0.04
SKN-R	13,400	123,300	9.20	9.50	(3.14)	0.04
RBF-R	1,100	17,490	15.90	15.80	0.63	0.03
CV-R	1,400	4,088	2.92	2.90	0.69	0.03
MORE-R	83,400	141,583	1.70	1.62	4.79	0.01
FORTH	500	12,875	25.75	26.50	(2.83)	0.01
JWD-R	900	16,660	18.51	18.20	1.71	0.01
PSH-R	100	1,440	14.40	14.40	0.00	0.01
KGI-R	700	4,655	6.65	6.70	(0.75)	0.01
CIMBT-R	400	356	0.89	0.90	(1.11)	0.00
BEAUTY-R	200	300	1.50	1.50	0.00	0.00
AAV	200	506	2.53	2.52	0.40	0.00
EP-R	100	590	5.90	5.75	2.61	0.00

Source: SET, SCBS Investment Research

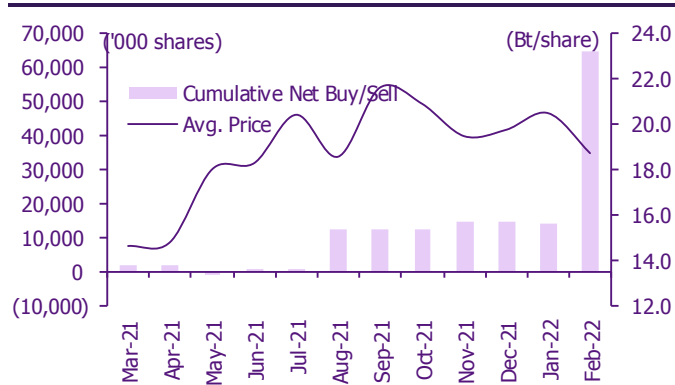
Director trade

1. Director trade as reported on February 28, 2022.

Company	Name of Director	Product	Transaction date	Amount (Shares)	Average Price (Bt)	Amount (Bt)	Buy/Sell
ADB	Miss PORNPIWAN NIRAMONCHARDCHAY	Common Share	24-02-22	180,000	1.79	322,200	Sale
ADB	Miss PORNPIWAN NIRAMONCHARDCHAY	Common Share	25-02-22	190,000	1.74	330,600	Sale
ADB	Miss PORNPIWAN NIRAMONCHARDCHAY	Common Share	25-02-22	100,000	1.74	174,000	Sale
BGC	Mr. PA-VIN BHIROMBHAKDI	Common Share	24-02-22	300,000	10.20	3,060,000	Purchase
BGC	Mr. PA-VIN BHIROMBHAKDI	Common Share	24-02-22	30,000	10.30	309,000	Purchase
BGC	Mr. PA-VIN BHIROMBHAKDI	Common Share	25-02-22	200,000	10.28	2,056,000	Purchase
CMO	Miss PIYAMART YONGSIRICHAISAKUL	Common Share	25-02-22	10,000	11.85	118,500	Purchase
CMO	Mr. KITTI PHUATHAVORNKUL	Common Share	25-02-22	525,400	10.80	5,674,320	Purchase
CPW	Mr. NARONG INTANATE	Common Share	25-02-22	200,000	5.10	1,020,000	Purchase
EP	Mr. YUTH CHINSUPAKUL	Common Share	25-02-22	100,000	5.95	595,000	Purchase
ICN	Mr. MONCHAI MANEPAIROJ	Common Share	24-02-22	30,000	5.40	162,000	Purchase
ITEL	Mr. NUTTANAI ANUNTARUMPORN	Common Share	24-02-22	10,000,000	5.70	57,000,000	Sale
POLAR	Mr. ANUWIT TANTISEWEKUL	Common Share	28-01-22	378,700	0.10	37,870	Transfer
QLT	Mr. RAKCHAT INTHAPHIO	Common Share	24-02-22	100	5.70	570	Purchase
RPH	Mr. SARAN SUPAKSARAN	Common Share	24-02-22	91,700	6.43	589,631	Purchase
SABUY	Mr. SARAN SUPAKSARAN	Warrant	24-02-22	55,000	27.41	1,507,550	Purchase
SABUY	Mr. SARAN SUPAKSARAN	Warrant	25-02-22	5,500	26.50	145,750	Purchase
SABUY	Mr. SARAN SUPAKSARAN	Common Share	25-02-22	5,000	31.25	156,250	Purchase
SWC	Mr. NARIN TRISUKOSOL	Common Share	24-02-22	20,000	7.45	149,000	Purchase
TRUBB	Mr. VORATHEP WONGSASUTHIKUL	Warrant	25-02-22	342,800	0.71	243,388	Sale
TRUBB	Mr. VORATHEP WONGSASUTHIKUL	Warrant	25-02-22	62,100	0.76	47,196	Sale
TRUBB	Mr. VORATHEP WONGSASUTHIKUL	Warrant	28-02-22	600,000	0.71	426,000	Sale
TRUBB	Mr. VORATHEP WONGSASUTHIKUL	Warrant	28-02-22	200,000	0.72	144,000	Sale
TRUBB	Mr. VORATHEP WONGSASUTHIKUL	Warrant	28-02-22	700,000	0.73	511,000	Sale
TRUBB	Mr. VORATHEP WONGSASUTHIKUL	Warrant	28-02-22	500,000	0.74	370,000	Sale
TRUBB	Mr. VORATHEP WONGSASUTHIKUL	Warrant	28-02-22	500,000	0.75	375,000	Sale
TRUBB	Mr. VORATHEP WONGSASUTHIKUL	Warrant	28-02-22	500,000	0.76	380,000	Sale
TTI	Mr. KUMJORN CHUENCHOCHIT	Common Share	25-02-22	2,100	26.75	56,175	Purchase
TU	Mr. KRAISORN CHANSIRI	Common Share	25-02-22	40,000,000	18.72	748,800,000	Sale
TU	Mr. RITTIRONG BOONMECHOTE	Common Share	25-02-22	10,000,000	18.72	187,200,000	Purchase
VNT	Mr. SOMPOT CHEERANORAWANICH	Common Share	25-02-22	3,990	39.00	155,610	Sale
				Total		Purchase 202,799,746	
						Sale 809,278,994	
						Net (606,479,248)	

2. 12-month cumulative net buy/sell for SCBS-covered stocks with activity as of last close

TU



Corporate calendar

March				
Monday	Tuesday	Wednesday	Thursday	Friday
	1	2	3	4
	XD AMANAH Bt0.16 CPNREIT Bt0.0552 PD TLHPF Bt0.69	XD BCP Bt1 GAHREIT Bt0.3 MIPF Bt0.25 PROSPECT Bt0.26 SNC Bt0.45 SPVI Bt0.175 SUPEREIF Bt0.18876 TASCO Bt0.8 THANI Bt0.17 TIF1 Bt0.145 TPIPP Bt0.13	XD ASK Bt1.14 BCPG Bt0.17 CPTGF Bt0.159 EGATIF Bt0.1171 JASIF Bt0.25 KBSPIF Bt0.203 KSL Bt0.03 MAKRO Bt0.32 PM Bt0.3 PT Bt0.41 PTT Bt0.8 TFFIF Bt0.0928 TFM Bt0.15 TOP Bt2 TPRIME Bt0.1378 TTLPF Bt0.367 PD FTREIT Bt0.17 YGG 2.90322581 : 1 XD(ST)	XD AI Bt0.42 AIE Bt0.25 CBG Bt1 CPN Bt0.6 DOHOME Bt0.022222223 DOHOME 5 : 1 XD(ST) DREIT Bt0.213 GULF Bt0.44 HENG Bt0.01 HREIT Bt0.1738 SVH Bt7.5 PD CPNCG Bt0.2222 DIF Bt0.261 POPF Bt0.27 PPF Bt0.175 SIRIP Bt0.05
7	8	9	10	11
XD ALLY Bt0.13 BROCK Bt0.01 BRRGIF Bt0.04894 GFPT Bt0.1 IFS Bt0.158 SAT Bt1.1 SONIC Bt0.11 SPRC Bt0.1785 TEAM Bt0.11 TK Bt0.5 TKN Bt0.09 XO Bt0.41 XW SENA 4 : 1	XD BEM Bt0.08 CMC Bt0.04 CPW Bt0.08 DMT Bt0.25 DRT Bt0.24 KTBSTMR Bt0.1039 MEGA Bt0.86 NDR Bt0.03 NKI Bt1.5 NKI 35 : 1 XD(ST) TTW Bt0.3 UTP Bt0.31 PD WHABT Bt0.171	XD ASN Bt0.0801 BDMS Bt0.2 CPL Bt0.05 GBX Bt0.11 INSET Bt0.17 KIAT Bt0.01 NCH Bt0.08 NVD Bt0.013889 NVD 8 : 1 XD(ST) RWI Bt0.1 SGP Bt0.8 SPRIME Bt0.16 SVT Bt0.04 SYMC Bt0.075 TCCC Bt1.7 TIGER Bt0.055 TPIPL Bt0.06 TSE Bt0.035 TU Bt0.5 VIH Bt0.5 VL Bt0.015 WHART Bt0.1195 WICE Bt0.23 WORK Bt0.38 XW NVD 16 : 1 NVD 16 : 1 RWI 2 : 1 XE TCC-W3 1 : 1.23886 @Bt0.807 PD GVREIT Bt0.195	XD ASP Bt0.2 ASW Bt0.4 BKI Bt5 BUI Bt1 CV Bt0.0235 FMT Bt2.625 FSMART Bt0.2 ICN Bt0.2 KK Bt0.02 KK 20 : 1 XD(ST) LST Bt0.25 MSC Bt0.38 MST Bt0.48 MTI Bt5.2 NSI Bt4.5 PAP Bt0.84 PHOL Bt0.16 PROS Bt0.03 PSH Bt0.65 PTG Bt0.25 RPH Bt0.25 SIS Bt1.2 SISB Bt0.1 SKN Bt0.28 SNP Bt0.58 SUSCO Bt0.1 SYNEX Bt0.52 TFG Bt0.04 TNP Bt0.05 TQM Bt0.5 TWP Bt0.065 UAC Bt0.2 UEC Bt0.03 UPOIC Bt0.5 UVAN Bt0.4 WFX Bt0.245 WINNER Bt0.12 WPH Bt0.1 XW ASW 3 : 1 PD GROREIT Bt0.27 INETREIT Bt0.2271 MC Bt0.32	XD AJ Bt0.25 AS Bt0.3 BGRIM Bt0.27 BH Bt2.05 BH-P Bt2.05 BOFFICE Bt0.1466 EA Bt0.3 ECF Bt0.0157 HANA Bt1 SVOA Bt0.058 SVOA-PA Bt0.058 TPP Bt1 TVO Bt0.9 UOBKH Bt0.16 TRUE Bt0.07 PD IMPACT Bt0.05 PSL Bt0.5 PTL Bt0.42
14	15	16	17	18
XD AGE Bt0.207 AGE 8 : 1 XD(ST) ECL Bt0.08 PMTA Bt0.5 SPCG Bt0.55 STECH Bt0.05 TKS Bt0.3 TKS 10 : 1 XD(ST) PD FUTUREPF Bt0.22 VGI Bt0.02	XD 2S Bt0.27 2S 10 : 1 XD(ST) PEACE Bt0.2 PEACE 5 : 1 XD(ST) SAMTEL Bt0.05 PD PROSPECT Bt0.26	XD CMR Bt0.065 TQR Bt0.153 VNG Bt0.3 XE SWC-W1 1 : 1.03 @Bt0.971 PD BKKCP Bt0.14	XD CAZ Bt0.16 CCET Bt0.0094 CCET 12 : 1 XD(ST) PRIN Bt0.075 TAKUNI Bt0.025 PD CPNREIT Bt0.0552	XD INOX Bt0.107 KCAR Bt0.26 PATO Bt0.82 PYLON Bt0.06 PD GAHREIT Bt0.3 KSL Bt0.03 MIPF Bt0.25 SUPEREIF Bt0.18876 TIF1 Bt0.145
21	22	23	24	25
PD CPTGF Bt0.159 EGATIF Bt0.1171 JASIF Bt0.25 KBSPIF Bt0.203 SPRIME Bt0.16 TFFIF Bt0.0928 TTLPF Bt0.367	XD THG Bt0.5 TMILL Bt0.13 TSTE Bt0.14 PD KTBSTMR Bt0.1039 TPRIME Bt0.1378	XD RCL Bt3 PD BRRGIF Bt0.04894	XD SPG Bt0.45 PD TAPAC Bt0.01	XD BE8 Bt0.06 PD WHART Bt0.1195
28	29	30	31	
	XD DCON Bt0.011	XD CPI Bt0.19 PD DREIT Bt0.213 HREIT Bt0.1738	XE LIT-W1 1.28849 : 1 @Bt2.577 PD ALLY Bt0.13 BOFFICE Bt0.1466	

XD - Cash Dividend
XD(ST) - Stock Dividend

PD - Payment Date
XR - Rights for Common

XW - Rights for Warrant
XT - Rights for Transferable Subscription Right

XE - Warrant Exercise
CW - Capital write-down

SP - Suspension

Disclaimer

The information in this report has been obtained from sources believed to be reliable. However, its accuracy or completeness is not guaranteed. Any opinions expressed herein reflect our judgment at this date and are subject to change without notice. This report is for information only. It is not to be construed as an offer, or solicitation of an offer to sell or buy any securities. We accept no liability for any loss arising from the use of this document. We or our associates may have an interest in the companies mentioned therein.

SCB Securities Company Limited ("SCBS") is a wholly-owned subsidiary of The Siam Commercial Bank Public Company Limited ("SCB"). Any information related to SCB is for sector comparison purposes.

This document is prepared by SCB Securities Company Limited ("SCBS") which is wholly-owned by The Siam Commercial Bank Public Company Limited ("SCB"). SCB may be appointed to act as financial advisor in relation to transactions to be carried out by Thai Oil Company Limited. Any opinions, news, research, analyses, prices, statements, forecasts, projections and/or other information contained in this document (the "Information") is provided as general information purposes only and shall not be construed as individualized recommendation of an offer to buy or sell or the solicitation of an offer to buy or sell any securities. SCBS and/or its directors, officers and employees shall not be liable for any direct, indirect, incidental, special or consequential loss or damage, resulting from the use of or reliance on the Information, including without limitation to, damages for loss of profits. The investors shall use the Information in association with other information and opinion, including their own judgment in making investment decision. The Information is obtained from sources believed to be reliable, and SCBS cannot guarantee the accuracy, completeness and/or correctness of the Information.

This document is prepared by SCB Securities Company Limited ("SCBS") which is wholly-owned by The Siam Commercial Bank Public Company Limited ("SCB"). SCB has acted as Financial Advisor, Lead Arranger of Global Power Synergy Public Company Limited. Any opinions, news, research, analyses, prices, statements, forecasts, projections and/or other information contained in this document (the "Information") is provided as general information purposes only, and shall not be construed as individualized recommendation of an offer to buy or sell or the solicitation of an offer to buy or sell any securities. SCBS and/or its directors, officers and employees shall not be liable for any direct, indirect, incidental, special or consequential loss or damage, resulting from the use of or reliance on the Information, including without limitation to, damages for loss of profits. The investors shall use the Information in association with other information and opinion, including their own judgment in making investment decision. The Information is obtained from sources believed to be reliable, and SCBS cannot guarantee the accuracy, completeness and/or correctness of the Information.

This document is prepared by SCB Securities Company Limited ("SCBS") which is wholly-owned by The Siam Commercial Bank Public Company Limited ("SCB"). SCB Asset Management Company Limited ("SCBAM") which is wholly-owned by The Siam Commercial Bank Public Company Limited ("SCB"). SCB has acted as Financial Advisor of Digital Telecommunications Infrastructure Fund. SCBAM has acted as Fund Manager of Digital Telecommunications Infrastructure Fund. Any opinions, news, research, analyses, prices, statements, forecasts, projections and/or other information contained in this document (the "Information") is provided as general information purposes only, and shall not be construed as individualized recommendation of an offer to buy or sell or the solicitation of an offer to buy or sell any securities. SCBS and/or its directors, officers and employees shall not be liable for any direct, indirect, incidental, special or consequential loss or damage, resulting from the use of or reliance on the Information, including without limitation to, damages for loss of profits. The investors shall use the Information in association with other information and opinion, including their own judgment in making investment decision. The Information is obtained from sources believed to be reliable, and SCBS cannot guarantee the accuracy, completeness and/or correctness of the Information.

SCBS reserves the right to modify the Information from time to time without notice and in its sole discretion. This document is delivered to intended recipient(s) only and is not permitted to reproduce, retransmit, disseminate, sell, distribute, republish, circulate or commercially exploit the Information in any manner without the prior written consent of SCBS.

Futures and Options trading carry a high level of risk with the potential for substantial losses, and are not suitable for all persons. Before deciding to trade Futures and Options, you should carefully consider your financial position, investment objectives, level of experience, and risk appetite if Futures and Options trading are appropriate. The possibility exists that you could sustain a loss of some or all of your initial investment. You should be aware of all the risks associated with Futures and Options trading, and you are advised to rely on your own judgment while making investment decision and/or should seek advice from professional investment advisor if you have any doubts.

This document is delivered to intended recipient(s) only and is not permitted to reproduce, retransmit, disseminate, sell, distribute, republish, circulate or commercially exploit the Information in any manner without the prior written consent of SCBS.

Copyright©2012 SCB Securities Company Limited. All rights reserved.

CG Rating 2021 Companies with CG Rating

Companies with Excellent CG Scoring

AAV, ADVANC, AF, AH, AIRA, AKP, AKR, ALT, AMA, AMATA, AMATAV, ANAN, AOT, AP, ARIP, ARROW, ASP, AUCTION, AWC, AYUD, BAFS, BANPU, BAY, BBL, BCP, BCPG, BDMS, BEM, BGC, BGRIM, BIZ, BKI, BOL, BPP, BRR, BTS, BTW, BWG, CENTEL, CFRESH, CHEWA, CHO, CIMBT, CK, CKP, CM, CNT, COM7, COMAN, COTTO, CPALL, CPF, CPI, CPN, CRC, CSS, DDD, DELTA, DEMCO, DRT, DTAC, DUSIT, EA, EASTW, ECF, ECL, EE, EGCO, EPG, ETC, FPI, FPT, FSMART, GBX, GC, GCAP, GFPT, GGC*, GLAND, GLOBAL, GPI, GPSC, GRAMMY, GULF, GUNKUL, HANA, HARN, HMPRO, ICC, ICHI, III, ILINK, ILM, INTUCH, IP, IRPC, ITEL, IVL, JSP, JWD, K, KBANK, KCE, KKP, KSL, KTB, KTC, LALIN, LANNA, LH, LHFG, LIT, LPN, MACO, MAJOR, MAKRO, MALEE, MBK, MBKET, MC, MCOT, METCO, MFEC, MINT, MONO, MOONG, MSC, MTC, MVP, NCL, NEP, NER, NKI, NOBLE, NSI, NVD, NWR, NYT, OISHI, OR, ORI, OSP, OTO, PAP, PCSGH, PDG, PDJ, PG, PHOL*, PLANB, PLANET, PLAT, PORT, PPS, PR9, PREB, PRG, PRM, PROUD, PSH, PSL, PTG, PTT, PTTEP, PTTGC, PYLON, Q-CON, QH, QTC, RATCH, RS, S, S & J, SAAM, SABINA, SAMART, SAMTEL, SAT, SC, SCB, SCC, SCCC, SCG, SCGP, SCM, SDC, SEAFCO, SEAOL, SE-ED, SELIC, SENA, SHR, SIRI, SIS, SITHAI, SMK, SMP, SNC, SONIC, SPALI, SPI, SPRC, SPVI, SSSC, SST, STA, STEC*, STI, SUN, SUSCO, SUTHA, SVI*, SYMC, SYNTEC, TACC, TASCO, TCAP, TEAMG, TFMAMA, TGH, THANA, THANI, THCOM, THG, THIP, THRE, THREL, TIP*, TIPCO, TISCO, TK, TKT, TMT, TNDT, TNITY, TOA, TOP, TPBI, TQM, TRC, TRU, TRUE, TSC, TSR, TSTE, TSTH, TTA, TTB, TTCL, TTW, TU, TVD, TVI, TVO, TWPC, U, UAC, UBIS, UV, VGI, VIH, WACOAL, WAVE, WHA, WHAUP, WICE, WINNER, ZEN

Companies with Very Good CG Scoring

2S, 7UP, ABICO, ABM, ACE, ACG, ADB, AEONTS, AGE, AHC, AIT, ALL, ALLA, ALUCON, AMANAH, AMARIN, APCO, APCS, APURE, AQUA, ASEFA, ASIAN, ASK, ATP30, BA, BC, BEC, BFIT, BJCHI, BR, CBG, CGH, CHAYO, CHOTI, CI, CMC, CPL, CRD, CSP, DCC, ASAP, ASIA, ASIMAR, ASN, B, BAM, BCH, BEYOND, BJC, BLA, BROOK, CEN, CHARAN, CHG, CHOW, CIG, COLOR, CPW, CSC, CWT, DCON, DHOUSE, DOD, DOHOME, DV8, EASON, EFORL, ERW, ESSO, ESTAR, ETE, FE, FLOYD, FN, FNS, FORTH, FSS, FTE, FVC, GEL, GENCO, GJS, GYT, HMT, HPT, HTC, HYDRO, ICN, IFS, IMH, IND, INET, INSET, INSURE, IRC, IRPC, IT, ITD*, J, JAS, JCK, JCKH, JMART, JMT, KBS, KCAR, KEX, KGI, KIAT*, KISS, KOOL, KTIS, KUMWEL, KUN, KWC, KWM, L&E, LDC, LEO, LHK, LOXLEY, LRH, LST, M, MATCH, MBAX, MEGA, META, MFC*, MGT, MICRO, MILL, MITSIB, MK, MODERN, MTI, NBC, NCAP, NCH, NETBAY, NEX, NINE, NRF, NTV, OCC, OGC, PATO, PB, PICO, PIMO, PJW, PL, PM, PMTA, PPP, PPPM, PRIME, PRIN, PRINC, PSTC, PT, QLT, RBF, RCL, RICHY, RML, ROJNA, RPC, RT, RWI, S11, SA, SAK, SALEE, SAMCO, SANKO, SAPPE, SAWAD, SCI, SCN, SCP, SE, SFLEX, SFP, SFT, SGF, SIAM, SINGER, SKE, SKN, SKR, SKY, SLP, SMIT, SMT, SNP, SO, SORKON, SPA, SPC, SPCG, SR, SRICHA, SSC, SSF, STANLY, STGT, STOWER*, STPI, SUC, SWC, SYNEX, T, TAE, TAKUNI, TBSP, TCC, TCMC, TEAM, TFG, TFI, TIGER, TITLE, TKN, TKS, TM, TMC, TMD, TMI, TMILL, TNL, TNP, TOG, TPA, TPAC, TPCS, TPS, TRITN, TRT, TSE, TVT, TWP, UEC, UMI, UOBKH, UP, UPF, UPOIC, UTP, VCOM, VL, VNT, VPO, VRANDA, WGE, WIJK, WP, XO, XPG, YUASA

Companies with Good CG Scoring

A, AI, AIE, AJ, AMC, APP, AQ, ARIN, AS, AU, B52, BEAUTY, BGT, BH, BIG, BLAND, BM, BROCK, BSBM, BSM, BYD*, CCP, CITY, CMO, CPT, CSR, EKH, EP, FMT, GLOCON*, GSC, HTECH, IHL, INGRS, JAK, JTS, KASET, KK, KWG, LEE, BTNC, CAZ, CGD, CMAN, CMR, CRANE, D, EMC, F&D, GIFT, GREEN, GTB, HUMAN, IIG, INOX, JR, JUBILE, KCM, KKC, KYE, LPH, MATI, M-CHAI, MCS, MDX, MJD, MORE, MUD, NC, NDR, NFC, NNCL, NOVA, NPK, NUSA, OCEAN, PAF, PF, PK, PLE, PPM, PRAKIT, PRAPAT, PRECHA, PTL, RCI*, RJH, RP, RPH, RSP, SABUY, SF, SGP, SICT, SIMAT, SISB, SK, SMART, SOLAR, SPACK, SPG, SQ, SSP, STARK, STC, SUPER, SVOA, TC, TCCC, THMUI, TNH, TNR, TOPP, TPCH, TPIPL, TPIPP, TPLAS, TPOLY, TQR, TTI, TYCN, UKEM, UMS, UNIQU, UPA, UREKA, VIBHA, W, WIN, WORK, WPH, YGG, ZIGA

Corporate Governance Report

The material contained in this publication is for general information only and is not intended as advice on any of the matters discussed herein. Readers and others should perform their own independent analysis as to the accuracy or completeness or legality of such information. The Thai Institute of Directors, its officers, the authors and editor make no representation or warranty as to the accuracy, completeness or legality of any of the information contained herein. By accepting this document, each recipient agrees that the Thai Institute of Directors Association, its officers, the authors and editor shall not have any liability for any information contained in, or for any omission from, this publication.

The survey result is as of the date appearing in the Corporate Governance Report of Thai Listed Companies. As a result, the survey result may be changed after that date. SCB Securities Company Limited does not conform nor certify the accuracy of such survey result.

To recognize well performers, the list of companies attaining "Good", "Very Good" and "Excellent" levels of recognition

(Not including listed companies qualified in the "no announcement of the results" clause from 1 January 2020 to 26 October 2021) is publicized.

¹ TIP was voluntarily delisted from the Stock Exchange of Thailand effectively on July 24, 2021

² RCI was voluntarily delisted from the Stock Exchange of Thailand, effectively on July 16, 2021

* บริษัทหรือกรรมการหรือผู้บริหารของบริษัทที่มีข่าวด้านกฏการกีดกันผู้ถือหุ้น เช่น การกระทำความผิดเกี่ยวกับหลักทรัพย์ การทุจริต คอรัปชั่น เป็นต้น ซึ่งการใช้ข้อมูล CGR ควรตระหนักถึงข้อจำกัดว่าประกอบด้วย

Anti-corruption Progress Indicator

Certified (ได้รับการรับรอง)

2S, ADVANC, AF, AI, AIE, AIRA, AKP, ALPHAX, AMA, AMANAH, AMATA, AMATAV, AP, APCS, AQUA, ARROW, ASIAN, ASK, ASP, AWC, AYUD, B, BAFS, BAM, BANPU, BAY, BBL, BCH, BCP, BCPG, BEYOND, BGC, BGRIM, BJCHI, BKI, BLA, BPP, BROOK, BRR, BSBM, BTS, BWG, CEN, CENTEL, CFRESH, CGH, CHEWA, CHOTI, CHOW, CIG, CIMBT, CM, CMC, COM7, COTTO, CPALL, CPF, CPI, CPN, CSC, DCC, DELTA, DEMCO, DIMET, DRT, DTAC, DUSIT, EA, EASTW, ECL, EGCO, EP, EPG, ESTAR, ETE, FE, FNS, FPI, FPT, FSMART, FSS, FTE, GBX, GC, GCAP, GEL, GFPT, GGC, GJS, GPI, GPSC, GSTEEL, GUNKUL, HANA, HARN, HEMP, HMPRO, HTC, ICC, ICHI, IFEC, IFS, ILINK, INET, INSURE, INTUCH, IRC, IRPC, ITEL, IVL, JKN, K, KASET, KBANK, KBS, KCAR, KCE, KGI, KKP, KSL, KTB, KTC, KWC, KWI, L&E, LANNA, LH, LHFG, LHK, LPN, LRH, M, MAKRO, MALEE, MBAX, MBK, MC, MCOT, META, MFC, MFEC, MINT, MONO, MOONG, MSC, MST, MTC, MTI, NBC, NER, NINE, NKI, NMG, NNCL, NOBLE, NOK, NSI, NWR, OCC, OGC, ORI, PAP, PATO, PB, PCSGH, PDG, PDJ, PE, PG, PHOL, PK, PL, PLANB, PLANET, PLAT, PM, PPP, PPPM, PPS, PREB, PRG, PRINC, PRM, PROS, PSH, PSL, PSTC, PT, PTG, PTT, PTTEP, PTTGC, PYLON, Q-CON, QH, QLT, QTC, RATCH, RML, RWI, S & J, SAAM, SABINA, SAPPE, SAT, SC, SCB, SCC, SCCC, SCG, SCN, SEAOL, SE-ED, SELIC, SENA, SGP, SINGER, SIRI, SITHAI, SKR, SMIT, SMK, SMP, SNC, SNP, SORKON, SPACK, SPALI, SPC, SPI, SPRC, SRICHA, SSF, SSP, SSSC, SST, STA, STOWER, SUSCO, SVI, SYMC, SYNTEC, TAE, TAKUNI, TASCO, TBSP, TCAP, TCMC, TFG, TFI, TFMAMA, TGH, THANI, THCOM, THIP, THRE, THREL, TIDLOR, TIPCO, TISCO, TKS, TKT, TMD, TMILL, TMT, TNITY, TNL, TNP, TNR, TOG, TOP, TOPP, TPA, TPP, TRU, TRUE, TSC, TSTE, TSTH, TTA, TTB, TTCL, TU, TVD, TVI, TVO, TWPC, U, UBE, UBIS, UEC, UKEM, UOBKH, UPF, UV, VGI, VIH, VNT, WACOAL, WHA, WHAUP, WICE, WIJK, XO, ZEN

Declared (ประกาศเจตนาสมัคร)

7UP, ABICO, AJ, ALT, APCO, AS, BEC, BKD, CHG, CPL, CPR, CPW, CRC, DDD, DHOUSE, DOHOME, ECF, EKH, ETC, EVER, GULF, III, INOX, J, JMART, JMT, JR, KEX, KUMWEL, LDC, MAJOR, MATCH, MILL, NCL, NOVA, NRF, NUSA, PIMO, PR9, RS, SAK, SCGP, SCM, SIS, SSS, STECH, STGT, SUPER, TQM, TSI, VCOM, VIBHA, WIN, YUASA, ZIGA

N/A

3K-BAT, A, A5, AAV, ABM, ACAP, ACC, ACE, ACG, ADB, ADD, AEONTS, AFC, AGE, AH, AHC, AIT, AJA, AKR, ALL, ALLA, ALUCON, AMARIN, AMC, AMR, ANAN, AOT, APEX, APP, APURE, AQ, ARIN, ARIP, ASAP, ASEFA, ASIA, ASIMAR, ASN, ASW, ATP30, AU, AUCTION, B52, BA, BBK, BC, BCT, BDMS, BE8, BEAUTY, BEM, BFIT, BGT, BH, BIG, BIZ, BJC, BLAND, BLISS, BM, BOL, BR, BRI, BROCK, BSM, BTNC, BTW, BUI, BYD, CAZ, CBG, CCET, CCP, CGD, CHARAN, CHAYO, CHO, CI, CITY, CIVIL, CK, CKP, CMAN, CMO, CMR, CNT, COLOR, COMAN, CPANEL, CPH, CPT, CRANE, CRD, CSP, CSR, CSS, CTW, CV, CWT, D, DCON, DITTO, DMT, DOD, DPAINT, DTCI, DV8, EASON, EE, EFORL, EMC, ESSO, F&D, FANCY, FLOYD, FMT, FN, FORTH, FVC, GENCO, GIFT, GL, GLAND, GLOBAL, GLOCON, GLORY, GRAMMY, GRAND, GREEN, GSC, GTB, GYT, HENG, HFT, HL, HPT, HTECH, HUMAN, HYDRO, ICN, IHL, IIG, ILM, IMH, IND, INGRS, INSET, IP, IRPC, IT, ITD, JAK, JAS, JCK, JCKH, JCT, JP, JSP, JTS, JUBILE, JUTHA, JWD, KAMART, KC, KCM, KDH, KIAT, KISS, KK, KKC, KOOL, KTIS, KUN, KWM, KYE, LALIN, LEE, LEO, LIT, LOXLEY, LPH, LST, MACO, MANRIN, MATI, MAX, M-CHAI, MCS, MDX, MEGA, MENA, METCO, MGT, MICRO, MIDA, MITSIB, MJD, MK, ML, MODERN, MORE, MPIC, MUD, MVP, NC, NCAP, NCH, NDR, NER, NETBAY, NEW, NEWS, NEX, NFC, NPK, NSL, NTV, NV, NVD, NYT, OHTL, OISHI, ONEE, OR, OSP, OTO, PACE, PACO, PAE, PAF, PEACE, PERM, PF, PICO, PIN, PJW, PLE, PMTA, POLAR, POMPUI, PORT, POST, PPM, PRAKIT, PRAPAT, PRECHA, PRIME, PRIN, PRO, PROEN, PROUD, PSG, PTC, PTL, RAM, RBF, RCL, RICHY, RJH, ROCK, ROH, ROJNA, RP, RPC, RPH, RSP, RT, S, S11, SA, SABUY, SAFARI, SALEE, SAM, SAMART, SAMCO, SAMTEL, SANKO, SAUCE, SAWAD, SAWANG, SCI, SCP, SDC, SE, SEAFCO, SECURE, SF, SFLEX, SFP, SFT, SGF, SHANG, SHR, SIAM, SICT, SIMAT, SISB, SK, SKE, SKN, SKY, SLM, SLP, SMART, SMD, SMT, SNNP, SO, SOLAR, SONIC, SPA, SPCG, SPG, SPVI, SQ, SR, SSC, STANLY, STARK, STC, STEC, STHAI, STI, STPI, SUC, SUN, SUTHA, SVH, SVOA, SVT, SWC, SYNEX, TACC, TAPAC, TC, TCC, TCCC, TCJ, TCOAT, TEAM, TEAMG, TFM, TGPRO, TH, THAI, THANA, THE, THG, THL, THMUI, TIGER, TIPH, TITLE, TK, TKC, TKN, TM, TMC, TMI, TMW, TNDT, TNCH, TNPC, TOA, TPAC, TPBI, TPCH, TPCS, TPIPL, TPIPP, TPLAS, TPOLY, TPS, TQR, TR, TRC, TRUBB, TRV, TSE, TSF, TSR, TTI, TTT, TTW, TVT, TWP, TWZ, TYCN, UAC, UMI, UMS, UNIQU, UP, UPA, UPOIC, UREKA, UT, UTP, UVAN, VARO, VL, VNG, VPO, VRANDA, W, WAVE, WFX, WGE, WINMED, WINNER, WORK, WORLD, WP, WPH, XPG, YGG

Explanations

Companies participating in Thailand's Private Sector Collective Action Coalition Against Corruption programme (Thai CAC) under Thai Institute of Directors (as of October 24, 2021) are categorised into: companies that have declared their intention to join CAC, and companies certified by CAC.