



Market today

“Worries on a rapid hike in rates and economic slowdown pressuring the market.”

We expect the SET to continue to drop, pressured by worries the Fed will step up its interest rate by 75 bps at the next FOMC meeting to put the brakes on inflation and a slowdown in the economy. Supports are at 1,590 and 1,580 and the resistance range is limited at 1,618 and 1,628. A key point to follow is the US April inflation report on Wednesday, key to the Fed's decision whether or not to raise interest rate.



Today's highlights

- The EPPD announced fixing diesel price at Bt32/litre this week and is preparing to ask the Ministry of Energy to adjust diesel formula, which would help reduce price by Bt0.25/litre.
- The Thai baht has depreciated to its weakest since 2017 as the US dollar appreciates and US 10-year bond yield is at highest since 2018. A key point to follow is April US inflation report tomorrow.
- The Ministry of Public Health has lowered its COVID alert to level 3 and the CCSA is preparing to ease COVID regulations.



Strategy today

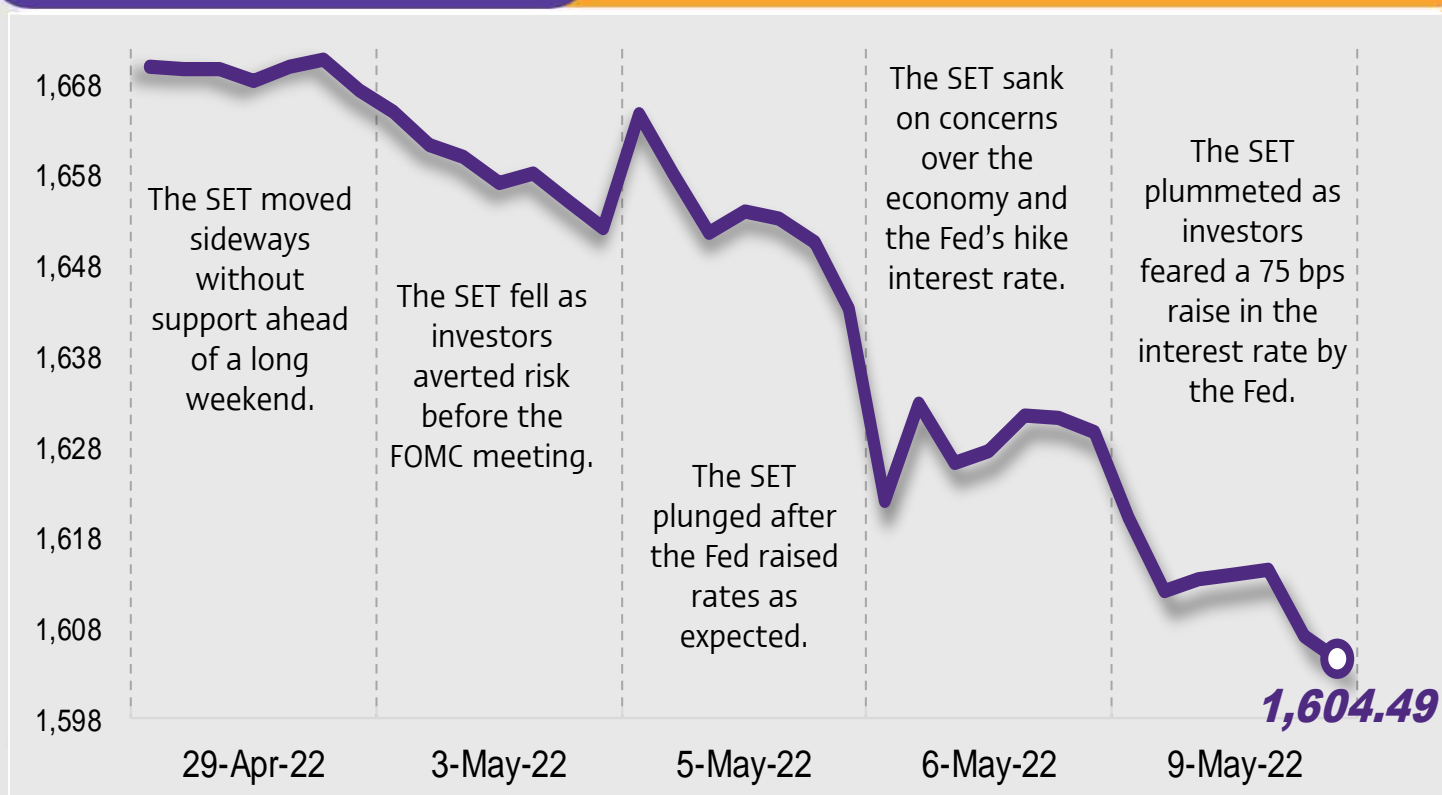
In the short term, the SET may rebound before again heading down, facing continued downside from external risks and no support from domestic factors. We suggest “buy when price is weakening” in good-quality defensive stocks with positive drivers.

Daily report

Tuesday, May 10, 2022

Support - Resistances

1590/1580 – 1618/1628



Trading today

Core portfolio: Keep 50% in stocks and recommend buy when price is weakening in stocks with good earnings potential and limited impact from externals - KBANK, AMATA, LH, GULF and ADVANC.

Weekly portfolio: 25% for speculation in: 1) stocks whose earnings have passed nadir and whose prices have fallen, reflecting the approach to a high for bond yield – MTC, SAWAD and GULF; 2) stocks that are export-related and benefit from a weaker Thai baht and from US plans to reduce tariffs on imports from China to battle inflation – DELTA, PSL and RCL; and 3) stocks whose 1Q22 is expected to show YoY growth with continued recovery in 2Q22 – ZEN, GFPT, TOP and BCP.

Invest cautiously in the short-term. 1) Industrial estate stocks – even though they benefit from Thailand's re-opening, prices may fall in the short-term due to negative sentiment from the US and planned changes in tariffs on a delay in relocating production bases to Thailand due to fears of a trade war. 2) Stocks in Transportation, Construction Materials and Packaging that are hurt by high cost of energy, pressuring 2Q22 earnings.



Daily focus

PSL expects to benefit from high freight prices as they move back up on tight ship supply. The BDI Index has risen 6 days to reach 2,831, a five-month high.

GFPT expects its 1Q22 and 2022 net profit to have the best YoY growth in the food sector from improving sales and gross margin, which is in line with the Thai chicken industry trend and its additional production capacity.

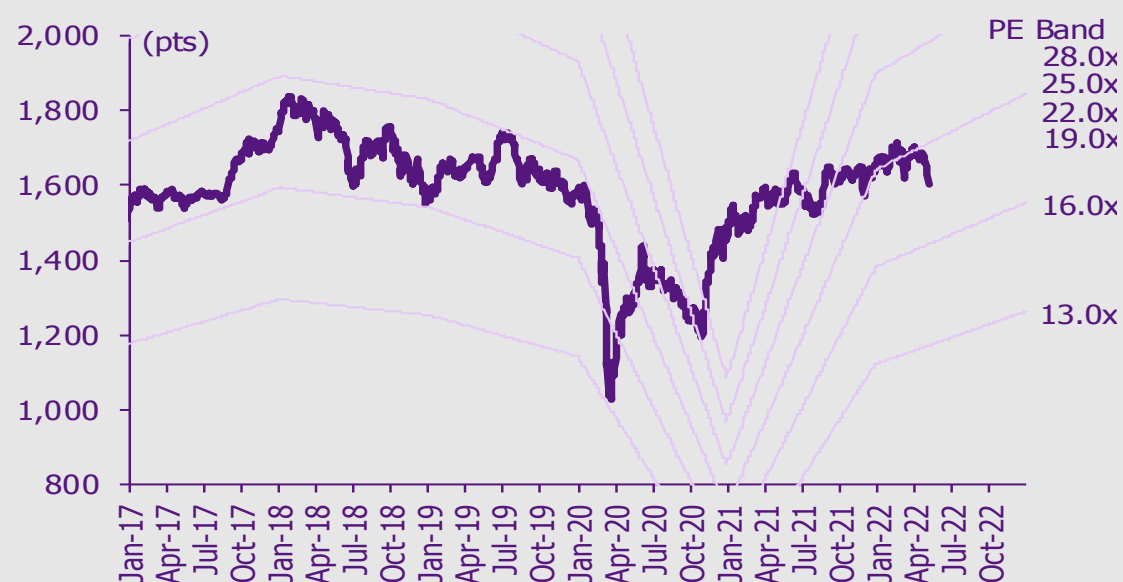
Today's reports

TU – 1Q22: Slightly above estimates on tax income

What to watch

Date	Event
9 May	Economic release: CN - Trade balance for Apr
10 May	Economic release: JP – Household spending for Mar
11 May	Economic release: CN – CPI and PPI for Apr, US – CPI for Apr, crude oil inventories
12 May	Economic release: US – PPI for Apr, unemployment claims Event: Announcement date of May 2022 semi-annual MSCI index review
13 May	Economic release: EU – Industrial production for Mar

SET Index movement



See the end of this report for disclaimer

SET index series

Index	9 May (pts)	Chg (pts)	Chg (%)	Value (Btmn)
SET	1,604.49	(25.09)	(1.54)	81,607.55
SET50	954.33	(12.46)	(1.29)	48,967.80
SET100	2,172.44	(32.08)	(1.46)	60,905.48
sSET	1,068.28	(25.17)	(2.30)	5,083.49
SETCLMV	988.85	(11.49)	(1.15)	37,128.52
SETHD	1,143.02	(13.96)	(1.21)	13,547.62
SETTHSI	1,001.22	(14.56)	(1.43)	39,119.36
SETWB	969.17	(10.97)	(1.12)	23,002.21
mai	605.15	(22.63)	(3.60)	6,314.12

Trading summary by investor type

(Btmn)	9 May	WTD	MTD	YTD
Foreign				
Net	(431)	(431)	(2,974)	118,760
Breakdown (%)	41.05	41.05	47.07	45.42
Institution				
Net	1,494	1,494	1,250	(94,068)
Breakdown (%)	9.67	9.67	8.23	7.83
PropTrade				
Net	7,284	7,284	6,461	6,163
Breakdown (%)	11.95	11.95	9.64	8.75
Individual				
Net	(8,347)	(8,347)	(4,738)	(30,854)
Breakdown (%)	37.33	37.33	35.06	38.00

% of total trade value for each investor type

S50 futures trading by foreign investors

(Contract)	9-May	WTD	MTD	YTD
Foreign	(10,829)	(10,829)	(39,314)	(75,191)
Institution	(4,109)	(4,109)	6,126	27,934
Customer	14,938	14,938	33,188	47,257

Bond trading by foreign investors

(Btmn)	9-May	WTD	MTD	YTD
Buy	1,152	1,152	7,917	499,574
Sell	1,518	1,518	15,223	413,704
Net	-366	-366	-7,307	85,869

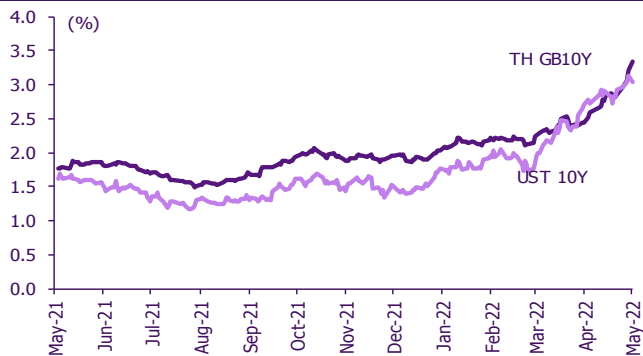
Investment Strategy Department

Multi-asset price update

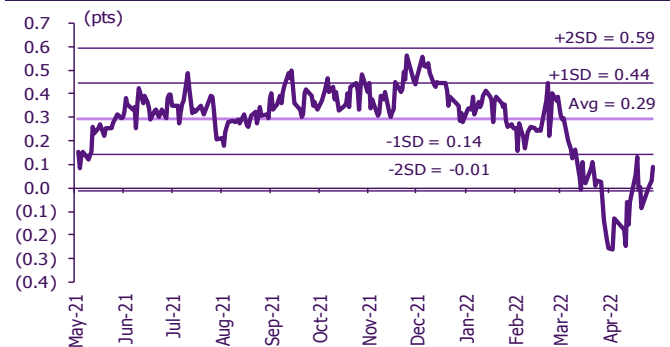
Key indicator update

	Close	9-May	WoW	MoM	YoY	YTD
Financial market condition						
VIX Index	34.75	15.10	7.45	64.22	108.21	101.80
Europe CDS (bps)	97.712	2.17	7.83	20.65	47.18	49.83
LIBOR OIS Spread (bps)	0.17636	0.63	1.94	(0.71)	9.18	8.62
TED Spread (bps)	0.6019	1.27	3.65	27.16	44.71	42.32
Exchange rate						
Dollar Index	103.76	0.09	0.15	3.93	14.99	8.45
USD/THB	34.60	0.80	0.43	3.02	11.48	4.23
EUR/USD	1.06	0.08	0.51	(2.91)	(13.19)	(7.10)
USD/JPY	130.36	(0.16)	0.17	4.85	20.05	13.29
Bond: (Change in basis points)						
TH Gov Bond 2Y	1.62%	5.68	21.87	63.02	110.18	96.12
TH Gov Bond 10Y	3.34%	12.88	49.73	89.85	158.30	144.59
US Gov Bond 2Y	2.60%	(11.45)	(13.53)	7.41	245.11	186.77
US Gov Bond 10Y	3.04%	(9.67)	5.32	33.03	145.40	152.64
Commodities						
CRB Index	632.80	0.00	(1.62)	(0.55)	16.55	9.42
Gold (US\$/oz)	1,853.93	(1.54)	(0.47)	(4.72)	1.25	1.35
Gross Refining Margin (US\$/bbl)	26.49	0.00	(25.17)	58.62	n.m.	333.55
Dubai Crude (US\$/bbl)	107.57	0.00	4.66	(7.88)	62.63	46.99
NYMEX Crude (US\$/bbl)	103.09	(6.09)	(1.98)	4.92	58.84	112.82
Baltic Dry Index (pts)	2,831.00	4.16	17.76	37.76	(11.06)	27.70

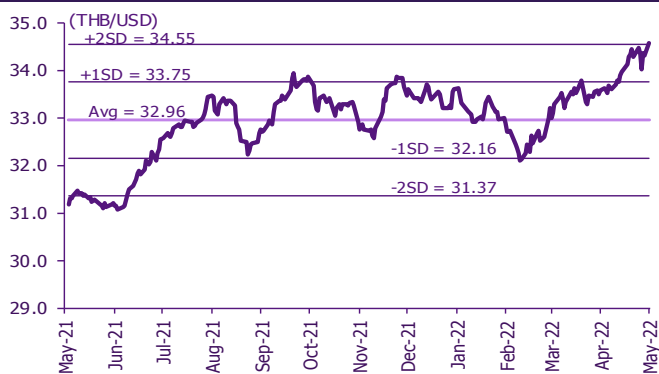
Thai and US 10-year government bond yield



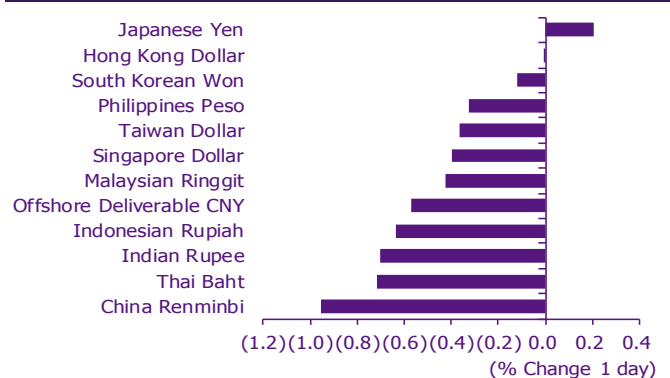
Thai and US 10-year government bond spread



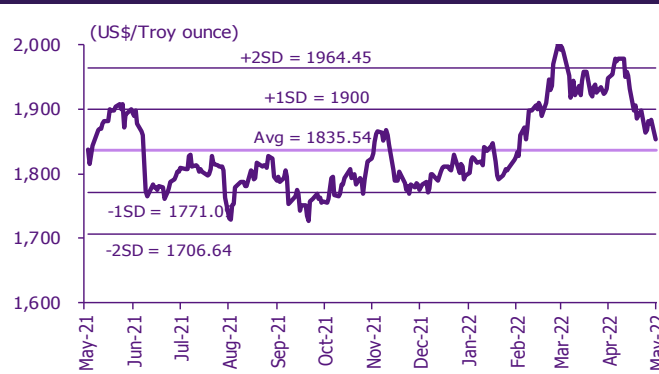
THB/USD exchange rate



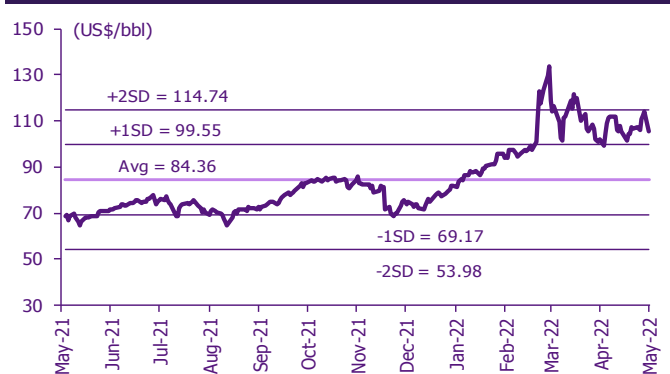
Regional foreign exchange rate spot return



Gold



Brent crude



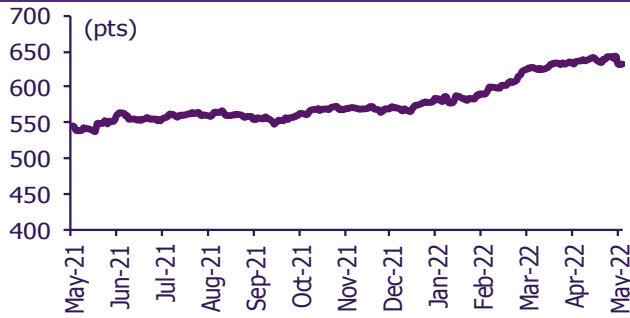
Commodities daily price update

	As of 9-May-22	-1W %	Avg. Price QTD in 2022	% QoQ	% YoY	Avg. Price in '21	% YoY	Avg. Price in '22	% YoY	Update
CRB Index	632.80	(1.6)	638.31	5.7	18.7	535.54	36.83	614.02	14.7	Daily
Energy Prices										
Crude Oil - Dubai (US\$/bbl)	107.92	1.8	103.71	7.1	56.1	68.86	63.18	98.88	43.6	Daily
Brent Crude (US\$/bbl)	105.58	(0.9)	106.56	7.1	55.3	70.52	66.54	101.62	44.1	Daily
West Texas Int. Cushing (US\$/bbl)	103.09	(1.5)	102.93	8.4	50.0	68.06	72.51	97.30	43.0	Daily
Crude Oil - Asia-Pacific Tapis Oil Spot (US\$/bbl)	118.11	3.4	112.44	7.9	63.8	71.82	61.89	106.62	48.5	Daily
Natural Gas Henry Hub (US\$/mmBTU)	7.04	(2.8)	7.09	57.1	169.1	3.09	30.90	5.28	70.7	Daily
Coal Price NEX (US\$/MT)	383.51	5.4	323.10	19.5	204.1	138.28	135.73	286.02	106.8	Friday
Oil Product Prices and Gross Refinery Margin										
Gas Oil 500 ppm Sulfur Singapore (US\$/bbl)	138.82	(11.6)	140.23	25.9	93.3	76.20	52.83	119.94	57.4	Daily
Gas Oil - Dubai (US\$/bbl)	30.90	(39.5)	36.52	151.4	498.8	7.34	(4.17)	21.05	186.7	Daily
Gasoline, 92 RON Spot (US\$/bbl)	133.77	4.0	125.42	12.6	70.4	76.66	75.97	114.60	49.5	Daily
Gasoline - Dubai (US\$/bbl)	25.85	14.4	21.71	64.6	203.7	7.80	472.22	15.71	101.6	Daily
Fuel Oil 180 Singapore Spot (US\$/bbl)	100.78	(5.7)	102.17	(8.3)	75.4	61.57	60.99	89.90	46.0	Daily
Fuel Oil - Dubai (US\$/bbl)	(7.14)	(963.7)	(1.54)	(87.3)	(81.2)	-7.29	84.36	(8.99)	23.3	Daily
Jet Kerosene - Spot Price (US\$/bbl)	135.09	(9.7)	134.41	24.1	92.3	73.98	60.45	116.06	56.9	Daily
Jet Kerosene - Dubai (US\$/bbl)	27.17	(37.6)	30.70	167.6	789.8	5.12	31.00	17.18	235.4	Daily
SG Dubai Hydrocracking Refinery Margin (US\$/bbl)	30.12	(14.9)	24.28	165.8	3,066.4	2.00	467.16	13.51	576.5	Daily
Olefins Product Prices and Spread										
Ethylene, FOB Japan Spot (US\$/MT)	1,160	(1.7)	1,278	3.7	26.2	1,010	39.56	1,162	15.1	Tuesday
Ethylene Spread (US\$/MT)	238	(7.1)	355	402.6	(12.4)	361	5.77	267	(26.0)	Daily
Propylene (Olefins), FOB Japan Spot (US\$/MT)	1,135	0.0	1,154	5.3	10.7	1,005	27.27	1,113	10.8	Tuesday
Propylene Spread (US\$/MT)	213	0.8	232	9.0	(46.8)	356	(12.55)	218	(38.7)	Daily
Naphtha - Singapore Spot FOB (US\$/MT)	923	(0.2)	923	4.5	51.9	649	69.72	895	38.0	Daily
Polyolefins Prices and Spread										
Polye HDPE SE Asia (US\$/MT)	1,380	(0.7)	1,415	35.2	(58.5)	1,179	33.19	1,329	12.7	Tuesday
HDPE-Naphtha Spread (US\$/MT)	458	(1.8)	492	327.2	(14.8)	530	5.43	434	(18.2)	Daily
Polye LDPE-Film, CFR SE Asia Spot (US\$/MT)	1,710	(1.2)	1,747	8.4	(46.0)	1,525	51.71	1,652	8.3	Tuesday
LDPE-Naphtha Spread (US\$/MT)	788	(2.3)	824	93.0	(10.4)	876	40.66	756	(13.7)	Daily
PP Film, Spot South East Asia (US\$/MT)	1,360	(1.4)	1,404	7.3	6.5	1,298	35.78	1,337	3.0	Tuesday
PP Spread (US\$/MT)	438	(4.0)	482	(100.0)	(32.3)	649	13.18	442	(31.9)	Daily
MEG Prices and Spread										
MEG, CFR South East Asia (US\$/MT)	640	0.0	659	(4.5)	1.9	679	(88.71)	680	0.1	Tuesday
MEG Spread (US\$/MT)	-79	(13.5)	-134	15,791.6	(828.0)	53	120.79	-40	n.m.	Tuesday
Aromatics Product Prices and Spread										
Paraxylene, FOB USG Spot (US\$/MT)	1,400	6.5	1,295	12.8	41.5	894	56.10	1,192	(59.9)	Tuesday
Paraxylene Spread (US\$/MT)	492	16.4	422	27.0	20.1	310	342.73	359	15.7	Tuesday
Paraxylene - 92 RON Spread (US\$/MT)	259	18.9	226	7.3	(21.6)	241	362.24	215	32.0	Daily
Toluene, FOB Korea Spot (US\$/MT)	1,060	1.9	1,046	18.3	43.0	728	111.96	932	(56.4)	Tuesday
Benzene, CFR Japan Spot (US\$/MT)	1,205	1.3	1,178	7.9	21.6	931	87.66	1,118	(65.9)	Tuesday
Benzene Spread (US\$/MT)	398	4.4	361	20.5	(15.7)	352	117.03	317	(9.7)	Daily
Benzene - 92 RON Spread (US\$/MT)	64	(31.0)	108	(29.4)	(68.2)	277	122.54	140	(49.5)	Daily
Condensate (US\$/MT)	908	1.7	873	7.0	54.9	584	61.01	833	42.7	Daily
PTA Prices and Spread										
PTA, CFR South East Asia (US\$/MT)	960	0.5	948	11.5	35.4	705	48.18	879	24.6	Tuesday
PTA Spread (US\$/MT)	22	(70.3)	80	(0.4)	(7.9)	106	15.15	80	(24.3)	Tuesday
PVC Prices and Spread										
PVC, CFR South East Asia (US\$/MT)	1,440	0.0	1,451	4.1	(2.9)	1,445	63.60	1,411	(2.3)	Tuesday
Ethylene Spread (US\$/MT)	1,203	1.5	1,096	(5.9)	0.6	1,084	99.99	1,144	5.6	Tuesday
Ethylene Dichloride CFR Far East Asia (US\$/MT)	685	0.0	696	(17.7)	(1.0)	734	140.72	802	9.3	Tuesday
Metal										
Gold (US\$/Troy Ounce)	1,854	(2.3)	1,923	2.3	6.0	1,799	1.56	1,892	5.1	Daily
LME Copper 3 Month Rolling Forward (US\$/MT)	9,270	(4.6)	10,020	0.4	3.4	9,293	49.95	9,990	7.5	Daily
Silver Future (US\$/Troy Ounce)	22	(4.5)	24	0.3	(9.2)	25	19.07	24	(4.0)	Daily
China Composite Steel Prices (CNY/MT)	5,363	(0.6)	5,425	4.0	(4.9)	5,473	35.91	5,276	(3.6)	Daily
Agriculture Prices										
Malaysian Crude Palm Oil Spot Price(MYR/MT)	7,091	(5.1)	6,888	12.0	63.8	4,443	59.82	6,368	43.3	Daily
SGX Ribbed Smoked Sheet 3 (RSS3) Futures (US\$/KG.)	208	(1.0)	214	1.7	(4.1)	209	18.21	211	1.2	Daily
Sugar #11 (US\$/LB)	19	(2.7)	19	6.5	24.5	17	32.04	19	12.3	Daily
Freight Rate										
Baltic Freight Index: BDIY	2,831	17.8	2,295	12.3	(17.2)	2,921	173.99	2,118	(27.5)	Daily
Baltic Supramax Index: BSI58	2,729	(0.2)	2,634	15.2	14.2	2,424	224.85	2,390	(1.4)	Daily

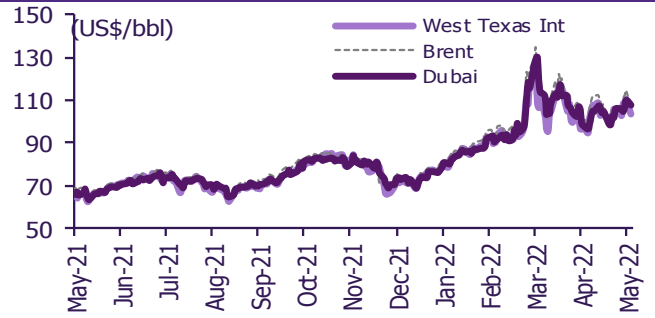
Source: Bloomberg Financial L.P., TQ Professional, BANPU, BOT, SCBS Investment Research

Commodities daily chart update

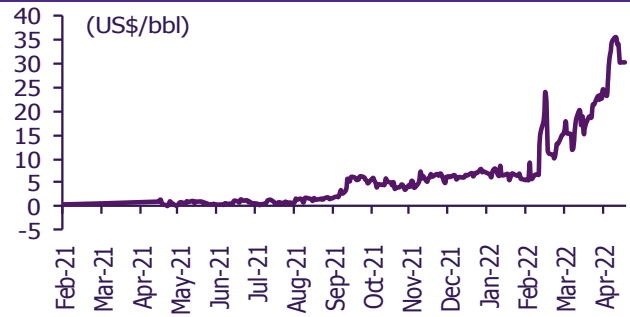
CRB US Spot All Commodities Price Index



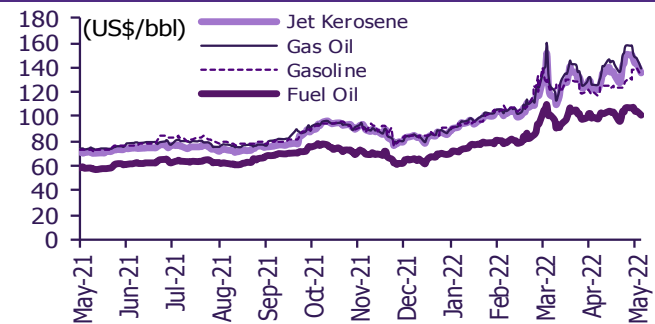
Crude prices



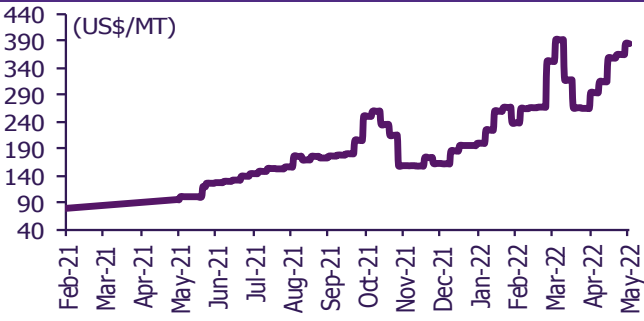
SG Dubai Hydrocracking Refinery Margin



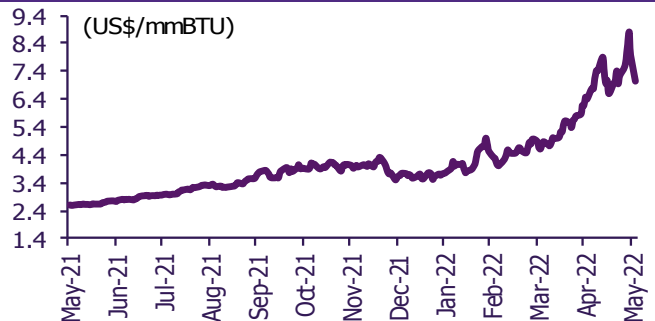
Oil product prices



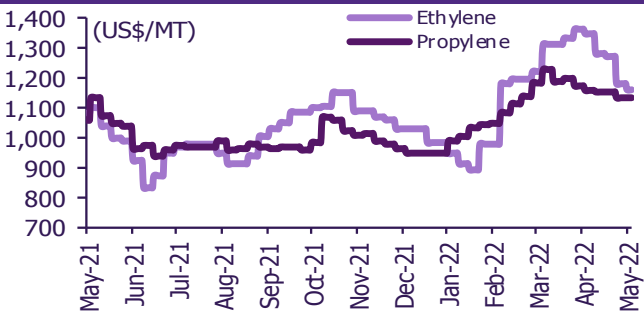
Coal price (NEX)



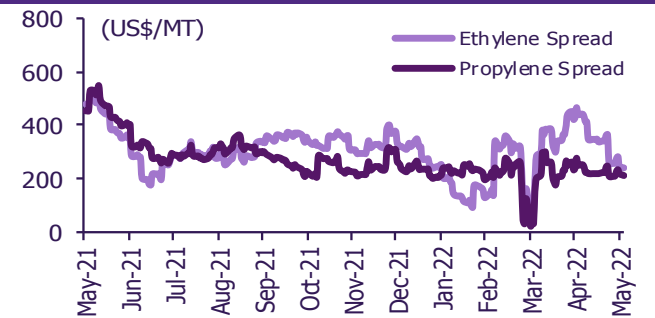
Natural gas prices (Henry hub)



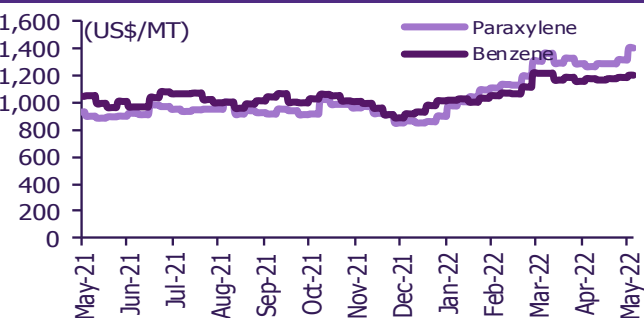
Olefins prices



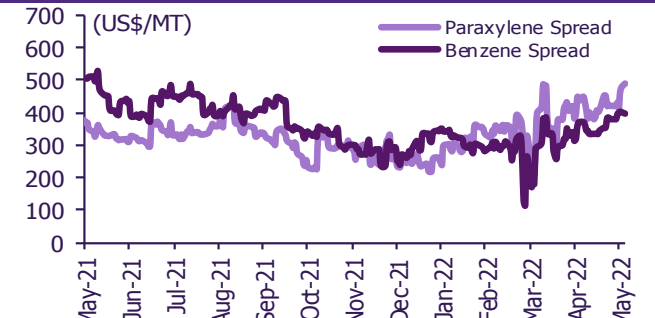
Olefins spreads



Aromatics prices

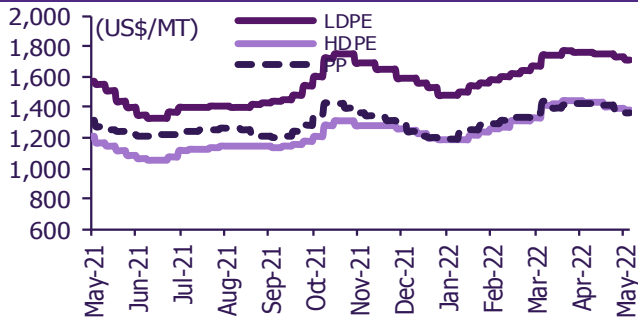


Aromatics spreads

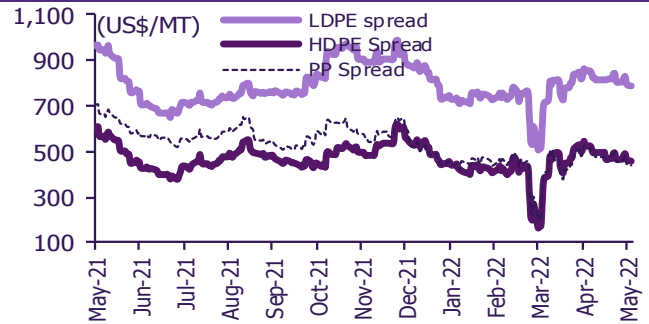


Commodities daily chart update

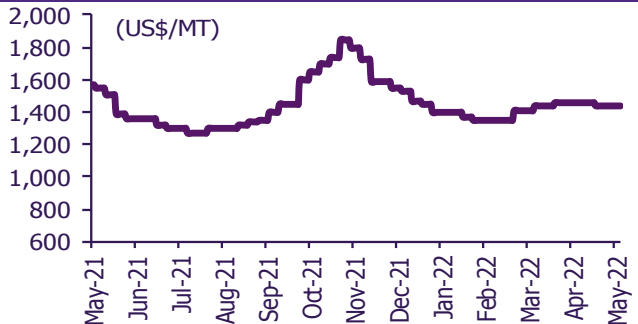
Polyolefins prices



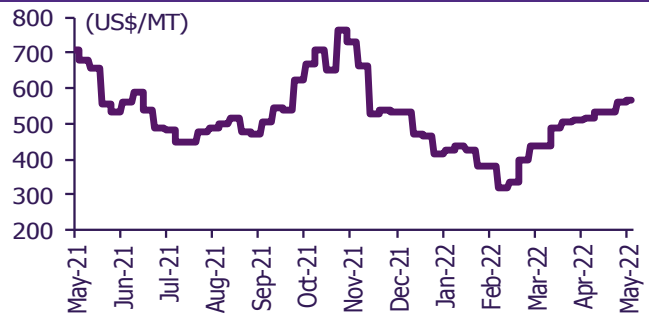
Polyolefins-Naphtha spreads



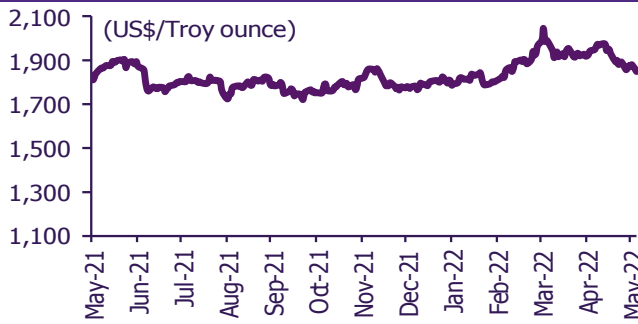
PVC price



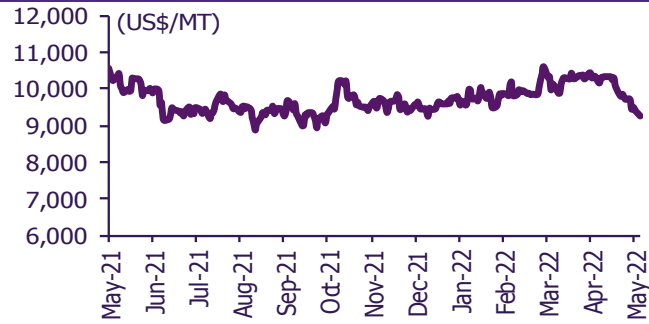
PVC spread



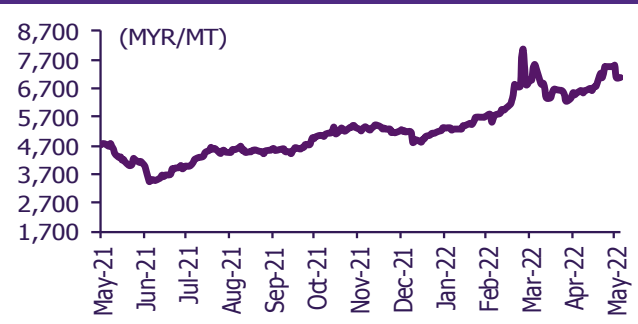
Gold price



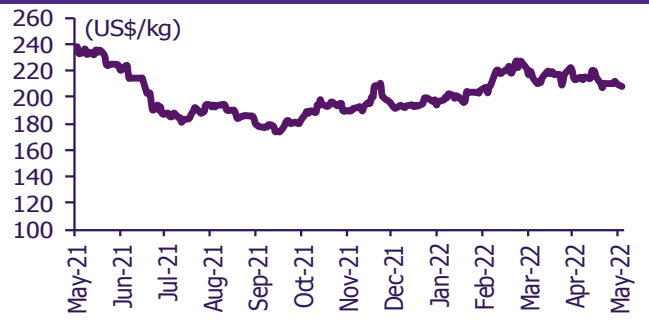
LME copper price



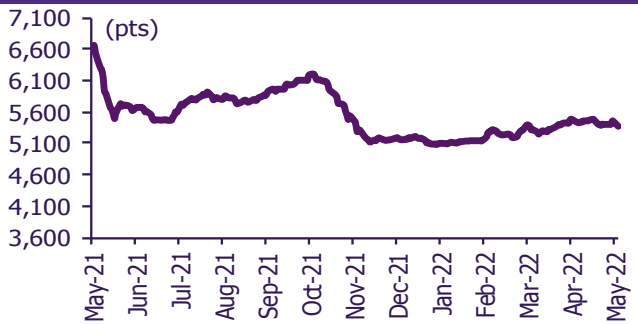
Malaysian crude palm oil price



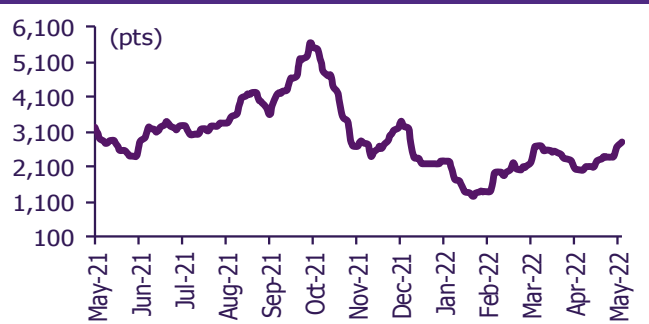
Rubber price (RSS3) futures



Steel price index



Baltic freight index



Source: Bloomberg Financial L.P., TQ Professional, BANPU, BOT, SCBS Investment Research

Market update

Global market movement

	9-May	Index	Chg (pts)	Performance (%)				PE (x)		EPS gth (%)		PBV (x)		ROE (%)	
				1D	WTD	MTD	YTD	22F	23F	22F	23F	22F	23F	22F	23F
S&P 500		3,991	(132.10)	(3.2)	(3.4)	(3.4)	(16.3)	17.5	16.0	17.4	9.4	3.7	3.3	22.8	27.6
Euro Stoxx 600		417	(12.45)	(2.9)	(7.3)	(7.3)	(14.4)	12.4	11.7	19.8	6.1	1.7	1.6	11.3	11.1
Japan		26,319	(684.22)	(2.5)	(2.0)	(2.0)	(8.6)	14.5	13.9	3.2	4.0	1.6	1.5	10.4	10.5
Hang Seng		20,002	0.00	0.0	(5.2)	(5.2)	(14.5)	10.0	8.8	(24.2)	13.7	1.0	1.0	11.3	11.3
MSCI Asia x J		657	0.00	0.0	(4.3)	(4.3)	(16.8)	12.2	10.8	5.7	12.9	1.4	1.3	11.7	11.6
Philippines		6,760	0.00	0.0	0.4	0.4	(5.1)	15.9	13.9	25.3	14.7	1.6	1.5	8.6	10.0
Indonesia		6,910	(319.16)	(4.4)	(4.4)	(4.4)	5.0	17.8	16.4	18.1	8.9	0.3	0.2	5.7	6.4
Malaysia		1,549	(15.16)	(1.0)	(3.2)	(3.2)	(1.2)	14.9	13.4	(0.3)	11.1	1.5	1.4	10.2	11.0
Thailand		1,604	(25.09)	(1.5)	(3.8)	(3.8)	(3.2)	16.5	14.9	12.4	10.9	1.6	1.5	8.2	8.8
Asean 4 - simple avg.				(1.7)	(2.7)	(2.7)	(1.1)	16.3	14.6	13.9	11.4	1.2	1.2	8.2	9.1
China		3,004	2.58	0.1	(1.4)	(1.4)	(17.5)	10.0	8.2	21.5	21.6	1.2	1.1	11.1	11.0
India		54,471	(364.91)	(0.7)	(4.5)	(4.5)	(6.5)	19.6	16.7	19.6	17.1	2.9	2.6	15.3	15.8
Singapore		3,275	(16.82)	(0.5)	(2.4)	(2.4)	4.8	12.9	11.3	10.3	14.6	1.1	1.0	8.8	9.5
Taiwan		16,049	(359.28)	(2.2)	(3.3)	(3.3)	(11.9)	11.2	11.3	8.2	(0.5)	2.0	1.9	19.7	18.2
Korea		2,611	(33.70)	(1.3)	(3.1)	(3.1)	(12.3)	10.2	9.1	7.0	11.1	1.0	0.9	8.0	13.4
Others				(0.9)	(3.0)	(3.0)	(8.7)	12.8	11.3	13.3	12.8	1.6	1.5	12.6	13.6

Regional sector movement

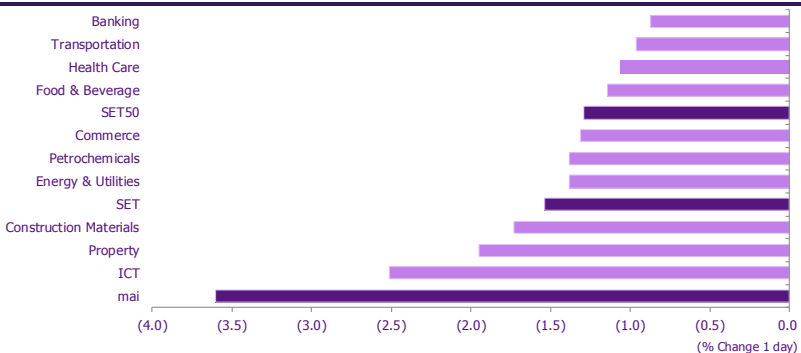
	Price performance (%) *			
	9-May	WoW	MoM	YTD
Banking	(1.95)	(3.43)	(5.06)	(6.38)
Chemicals	(1.15)	(2.25)	(7.48)	(7.34)
Construction Mat.	(1.33)	(3.79)	(5.44)	(3.87)
Consumer Products	(1.47)	(2.25)	(3.32)	(7.01)
Health Care	(1.18)	(3.03)	(2.88)	(10.56)
Oil, Gas & Coal	(1.13)	(1.35)	(2.30)	0.57
Real Estate	(1.87)	(3.14)	(5.14)	(12.69)
Retail - Consumer Staples	(1.47)	(2.25)	(3.32)	(7.01)
Telecommunications	(1.24)	(2.59)	(6.53)	(8.14)
Transportation	(1.25)	(2.17)	(2.40)	(3.21)



* Regional sector price performances (%) are based on US\$ and Thai sector price performances (%) are based on baht

Thailand sector movement

	Price performance (%)			
	9-May	WoW	MTD	YTD
Banking	(0.87)	(2.91)	(2.91)	(10.17)
Commerce	(1.31)	(3.16)	(3.16)	1.13
Construction Materials	(1.73)	(2.88)	(2.88)	(7.45)
Energy & Utilities	(1.39)	(2.50)	(2.50)	(1.76)
Food & Beverage	(1.15)	(4.61)	(4.61)	(4.84)
Health Care	(1.06)	(4.09)	(4.09)	7.93
ICT	(2.51)	(4.98)	(4.98)	7.80
Petrochemicals	(1.38)	(2.77)	(2.77)	(7.33)
Property	(1.95)	(3.91)	(3.91)	(0.69)
Transportation	(0.96)	(1.90)	(1.90)	2.68
SET	(1.54)	(3.78)	(3.78)	(3.21)
SET50	(1.29)	(2.97)	(2.97)	(3.68)
MAI	(3.60)	(9.66)	(9.66)	3.95



10 Most active stocks by value

Stock	Price (Bt)	Value (Btmn)	Chg (%)
SCB	110.50	2,225.09	(2.64)
TOP	58.75	1,864.71	0.86
PTTEP	154.50	1,855.15	0.00
BANPU	12.50	1,785.25	0.00
GULF	45.75	1,734.14	(3.17)
PTT	37.00	1,530.82	(0.67)
AOT	66.25	1,507.10	(0.38)
BH	162.50	1,405.62	0.62
ADVANC	205.00	1,314.23	(1.44)
JMT	76.50	1,226.48	(2.55)

Top 10 gainers

Stock	Price (Bt)	Value (Btmn)	Chg (%)
AQ	0.03	1.16	50.00
TKT	2.12	225.40	17.13
CMAN	2.40	143.18	15.38
TRC	0.37	90.22	12.12
CHOTI	138.00	0.57	8.24
BTNC	9.90	0.00	7.61
CPL	1.95	0.00	5.41
SUSCO	3.54	215.74	5.36
CITY	2.62	0.12	4.80
KAMART	4.98	156.88	4.62

Top 10 losers

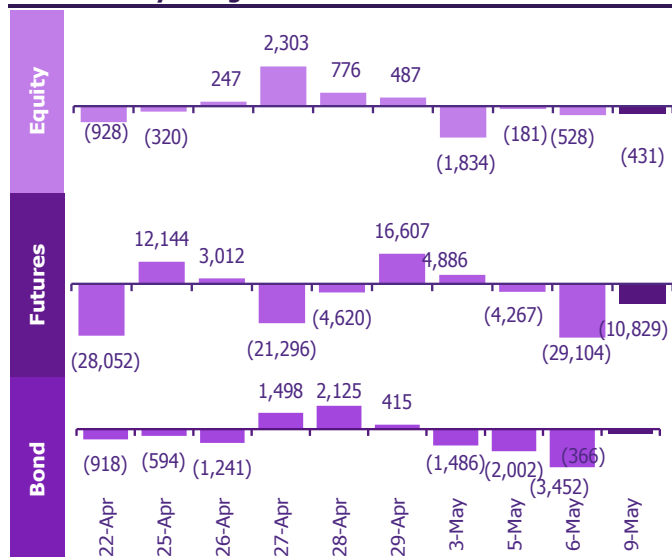
Stock	Price (Bt)	Value (Btmn)	Chg (%)
GEL	0.23	8.57	(14.81)
SMK	6.05	9.73	(14.79)
GENCO	0.65	4.02	(12.16)
SFLEX	3.76	73.28	(12.15)
SSSC	2.90	5.58	(11.59)
TWZ	0.08	2.09	(11.11)
MILL	1.02	9.98	(10.53)
SOLAR	1.03	30.99	(10.43)
AJA	0.44	30.20	(10.20)
ORI	9.65	305.06	(9.81)

Fund flow monitor

Regional foreign fund flows to equity

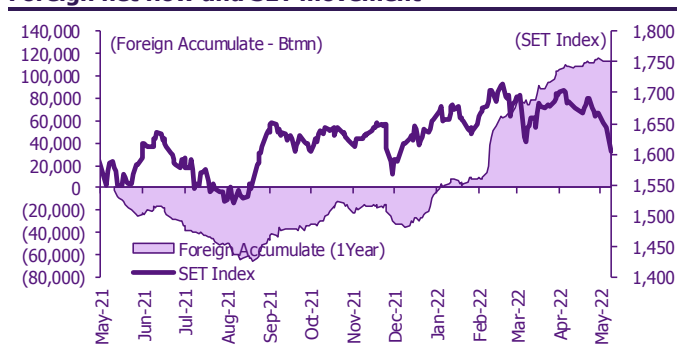
(US\$ Mn)	Thailand	Indonesia	Philippines	Malaysia	Vietnam	India	Taiwan	South Korea	Japan
Daily									
9-May-22	(12)	(178)			25		(734)	(160)	
6-May-22	(15)		(16)	(51)	(3)	(602)	(843)	(425)	
5-May-22	(5)		3	(33)	13	(205)	151		
4-May-22			(46)		(13)	(375)	(70)	(74)	
3-May-22	(53)						30	94	
Weekly									
WTD	(12)	(178)			25	(1,007)	(734)	(160)	4,631
29-Apr-22	102	1,759	(28)	30	35	(883)	(2,872)	(1,682)	0
22-Apr-22	98	373	(16)	57	113	(2,087)	(855)	(254)	4,631
15-Apr-22	10	270	(24)	(14)	48	(668)	(1,984)	(1,168)	3,214
8-Apr-22	55	292	(18)	74	(44)	(178)	(2,993)	(1,772)	13,474
Monthly									
MTD	(86)	(178)	(69)	(84)	22	(1,007)	(1,275)	(615)	0
Apr-22	321	2,783	(99)	193	170	(3,816)	(9,102)	(4,963)	25,754
Mar-22	1,006	584	(204)	783	(174)	(3,693)	(9,428)	(3,640)	(15,202)
Feb-22	1,931	1,220	141	679	(16)	(5,018)	(5,922)	418	(8,050)
YTD	3,604	4,834	(287)	1,651	(130)	(18,351)	(27,677)	(12,076)	8,271

Thailand daily foreign net flows

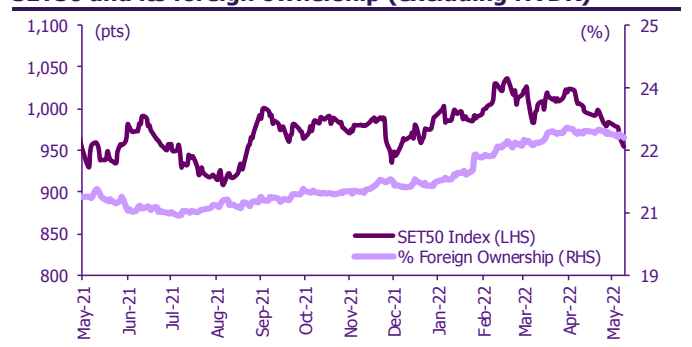


	Equity (Btmn)	SET50 futures (Contract)	Bond (Btmn)*	Bond (Btmn)
Daily				
9-May-22	(431)	(10,829)	(2,057)	(366)
Weekly				
WTD	(431)	(10,829)	(2,057)	(366)
29-Apr-22	3,494	5,847	1,144	2,203
22-Apr-22	3,292	(41,828)	(8,269)	(4,156)
12-Apr-22	347	(1,186)	(237)	(3,510)
8-Apr-22	1,861	(31,474)	(6,311)	8,463
Monthly				
MTD	(2,974)	(39,314)	(7,557)	(7,307)
Apr-22	10,869	(66,776)	(13,291)	7,617
Mar-22	33,530	39,723	8,382	(66,967)
Feb-22	62,975	608	(181)	71,853
Quarterly				
QTD	7,895	(106,090)	(20,848)	311
1Q22	110,864	30,899	6,488	85,559
4Q21	28,128	44,270	8,986	110,523
3Q21	(443)	6,232	1,282	21,383
2Q21	(46,593)	(7,583)	(994)	76,603
YTD	118,760	(75,191)	(14,360)	85,869
2021	(48,578)	27,284	6,522	212,522
2020	(264,386)	7,362	396	(35,245)

Foreign net flow and SET movement



SET50 and its foreign ownership (excluding NVDR)



Foreign buy/sell activity monitor

Most foreign holding value change

	Fgn hld (%)	Δ Fgn (M.shares)	Buy* (Btmn)
CPALL	34.15	3.15	201
JMART	3.11	2.22	120
BH	21.49	0.70	114
INTUCH	31.56	1.22	86
SCC	12.13	0.23	82
CHG	15.12	12.85	47
JMT	5.22	0.39	30
STGT	4.85	1.53	29
BTS	21.67	3.02	26
MAJOR	28.66	1.19	25

Top-5 NVDR net buy/sell

	Fgn hld (%)	Δ Fgn (M.shares)	Sell* (Btmn)	Buy* (Btmn)	Sell* (Btmn)
PTTGC	13.09	(8.21)	(402)	352	(349)
SCB	19.08	(1.76)	(194)	219	(314)
MTC	8.27	(4.57)	(194)	217	(230)
KBANK	42.56	(1.15)	(169)	153	(226)
TU	28.23	(8.26)	(137)	150	(177)
PTTEP	16.18	(0.78)	(121)	114	(108)
EA	48.90	(1.37)	(114)	91	(90)
COM7	7.16	(2.17)	(83)	89	(68)
AOT	8.91	(1.25)	(83)	85	(66)
OR	3.39	(2.62)	(66)	71	(63)
GULF					
BH					
EA					
OSP					
CRC					
PTT					
CPN					
LH					
SCB					
GUNKUL					
AOT					
HANA					
BANPU					
SCC					
KBANK					
DELTA					
KCE					
TU					
SAWAD					
CPF					

* SCBS Investment Research estimates

Short sales

	Volume (Shares)	Turnover (Bt)	Average price (Bt)	Last price 9-May-22	Gap between last close and short	Short sale volume comparing with main board
MTI	700	76,300	109.00	109.50	(0.46)	46.67
ABPIF	118,500	155,235	1.31	1.32	(0.76)	31.95
DELTA-R	331,900	110,774,200	333.76	332.00	0.53	30.09
TOA-R	104,800	2,880,725	27.49	27.75	(0.94)	29.78
KTC-R	1,112,400	63,613,925	57.19	57.25	(0.11)	26.72
TMT	351,000	3,474,935	9.90	9.85	0.51	24.23
DMT	168,800	1,772,400	10.50	10.40	0.96	22.69
UTP	148,700	2,364,560	15.90	15.80	0.64	21.20
PSH	213,000	2,770,900	13.01	13.00	0.07	21.05
SIRI	13,673,000	14,903,566	1.09	1.08	0.93	20.69
SCCC	25,800	3,871,400	150.05	150.00	0.04	20.53
ASP	1,509,600	4,761,686	3.15	3.12	1.10	20.48
SCC-R	535,900	195,041,600	363.95	362.00	0.54	19.84
TIPL	3,059,400	4,481,637	1.46	1.45	1.03	19.81
BCH-R	4,327,800	90,587,610	20.93	20.80	0.63	19.46
KCE-R	2,238,100	132,787,275	59.33	59.25	0.14	18.77
HANA-R	2,826,800	124,602,075	44.08	43.50	1.33	18.36
INTUCH-R	991,900	69,596,275	70.16	70.50	(0.48)	17.88
SUPER	38,420,400	32,213,595	0.84	0.81	3.51	17.81
BKI	3,700	999,000	270.00	271.00	(0.37)	17.21
ERW	1,104,400	4,065,326	3.68	3.66	0.57	17.03
BTS	9,718,600	84,725,245	8.72	8.65	0.78	17.02
GPSC-R	3,207,300	193,729,350	60.40	59.75	1.09	16.82
MBK-R	477,900	6,229,250	13.03	13.40	(2.73)	16.49
IRPC	12,526,400	42,958,422	3.43	3.42	0.28	16.38
AH	239,600	5,282,090	22.05	21.70	1.59	15.99
ONEE-R	569,800	6,254,630	10.98	11.00	(0.21)	15.77
IVL-R	1,354,800	59,409,225	43.85	43.75	0.23	15.71
AWC-R	7,139,300	34,802,658	4.87	4.84	0.72	15.18
EGCO-R	243,100	39,374,550	161.97	161.00	0.60	14.98
TVO	188,700	5,991,225	31.75	31.50	0.79	14.96
PTT	6,055,300	225,873,475	37.30	37.00	0.82	14.76
BEM	7,861,900	63,048,940	8.02	7.95	0.87	14.72
AIE	405,300	1,597,696	3.94	3.94	0.05	14.71
EPG	796,700	7,856,540	9.86	9.80	0.63	14.40
PM	42,300	385,930	9.12	9.15	(0.29)	14.40
PTTGC	882,900	43,610,750	49.39	49.00	0.81	14.35
CPALL-R	2,255,600	145,719,725	64.60	64.00	0.94	14.23
PTTEP-R	1,700,900	263,540,000	154.94	154.50	0.29	14.19
TU-R	4,306,000	70,835,840	16.45	16.60	(0.90)	14.00
SAWAD-R	1,483,300	73,800,950	49.75	49.25	1.02	13.93
TISCO	735,700	66,130,950	89.89	89.25	0.72	13.59
KEX	1,351,600	27,419,200	20.29	20.10	0.93	13.51
UTP-R	93,300	1,494,920	16.02	15.80	1.41	13.30
MTC-R	1,096,200	47,191,500	43.05	42.50	1.29	13.30
SCGP-R	1,377,500	71,335,400	51.79	52.00	(0.41)	13.08
COM7	1,167,400	44,688,225	38.28	38.25	0.08	12.89
VGI-R	1,935,500	9,355,500	4.83	4.84	(0.13)	12.79
PTTGC-R	779,500	38,401,325	49.26	49.00	0.54	12.67
BPP-R	129,100	2,070,610	16.04	15.90	0.87	12.41
KSL-R	824,100	2,965,440	3.60	3.52	2.23	12.41
BAM-R	3,104,700	56,414,800	18.17	18.10	0.39	12.36
CPF-R	2,429,200	56,482,160	23.25	23.30	(0.21)	12.34
TFG-R	683,100	2,847,756	4.17	4.18	(0.27)	12.23
CENTEL	355,900	15,322,075	43.05	42.75	0.71	12.05
IRPC-R	9,038,900	30,931,100	3.42	3.42	0.06	11.82
BGRIM	2,177,000	65,606,275	30.14	29.75	1.30	11.63
ITD	1,539,200	2,877,611	1.87	1.86	0.51	11.49
CBG-R	469,700	47,866,550	101.91	101.50	0.40	11.49
HMPRO-R	2,985,900	42,834,100	14.35	14.40	(0.38)	11.49
SCC	305,300	111,531,000	365.32	362.00	0.92	11.30
AI	100,000	660,000	6.60	6.60	0.00	11.25
JR	137,800	964,600	7.00	7.05	(0.71)	11.22
CPALL	1,769,900	114,645,450	64.78	64.00	1.21	11.16
EPG-R	608,600	6,016,650	9.89	9.80	0.88	11.00
AWC	5,150,200	25,124,500	4.88	4.84	0.79	10.95
RCL-R	405,100	17,356,175	42.84	42.75	0.22	10.89
TCAP	300,200	11,841,100	39.44	39.00	1.14	10.89
SPALI-R	794,300	16,987,750	21.39	20.80	2.82	10.85
AMATA-R	1,781,600	33,163,670	18.61	18.20	2.28	10.82
CHG-R	4,639,700	16,978,468	3.66	3.62	1.09	10.69
STA-R	1,545,500	32,347,630	20.93	20.90	0.14	10.69
S	884,300	1,694,274	1.92	1.89	1.37	10.64
WHA-R	7,248,500	21,939,514	3.03	3.02	0.22	10.50
KTB	4,972,400	72,980,690	14.68	14.60	0.53	10.45
TCAP-R	287,600	11,302,675	39.30	39.00	0.77	10.43
BLA-R	502,300	21,582,750	42.97	42.50	1.10	10.30
TIDLOR-R	1,037,400	35,913,550	34.62	34.75	(0.38)	10.16
AOT-R	2,278,600	151,380,225	66.44	66.25	0.28	10.04
STANLY	6,400	1,083,200	169.25	168.50	0.45	10.03
AIT-R	692,100	4,552,945	6.58	6.65	(1.08)	10.02
SIRI-R	6,591,100	7,180,063	1.09	1.08	0.87	9.98
RS	477,700	7,498,280	15.70	15.60	0.62	9.90
PRIME	263,600	405,165	1.54	1.61	(4.53)	9.89
GUNKUL	7,709,400	39,065,360	5.07	4.98	1.75	9.83
JMT-R	1,574,500	120,738,475	76.68	76.50	0.24	9.82
MINT	863,600	29,183,350	33.79	33.75	0.13	9.70
GLOBAL-R	1,001,100	21,434,260	21.41	21.60	(0.88)	9.64
MTC	793,700	34,506,200	43.48	42.50	2.29	9.63
AOT	2,133,600	141,584,400	66.36	66.25	0.17	9.40

	Volume (Shares)	Turnover (Bt)	Average price (Bt)	Last price 9-May-22	Gap between last close and short	Short sale volume comparing with main board
BBL	488,800	62,262,550	127.38	127.50	(0.10)	9.40
BANPU	13,328,600	166,858,340	12.52	12.50	0.15	9.32
TTA-R	2,648,500	26,151,645	9.87	9.85	0.25	9.28
BBL-R	480,700	61,245,100	127.41	127.50	(0.07)	9.24
SGP	228,900	2,839,930	12.41	12.20	1.70	9.23
CKP	3,818,100	20,124,735	5.27	5.20	1.36	9.23
MEGA-R	182,100	8,622,250	47.35	47.00	0.74	9.18
CPN	839,400	51,054,550	60.82	60.75	0.12	9.14
RATCH	562,800	23,098,125	41.04	40.75	0.72	9.10
CBG	369,300	37,625,150	101.88	101.50	0.38	9.03
SUC	6,100	183,000	30.00	30.00	0.00	8.92
MAJOR	341,400	7,121,410	20.86	20.70	0.77	8.82
VGI	1,334,400	6,456,422	4.84	4.84	(0.03)	8.82
JMART-R	1,399,600	76,944,800	54.98	54.25	1.34	8.79
BAM	2,165,300	39,566,910	18.27	18.10	0.96	8.62
BAY-R	60,100	2,048,575	34.09	34.25	(0.48)	8.52
PTL-R	209,600	5,080,300	24.24	24.00	0.99	8.47
BCPG	1,206,500	13,875,790	11.50	11.70	(1.70)	8.38
CENDEL-R	245,400	10,524,600	42.89	42.75	0.32	8.31
KTC	345,400	19,738,175	57.15	57.25	(0.18)	8.30
CRC-R	924,900	35,587,075	38.48	38.50	(0.06)	8.24
COM7-R	742,000	28,637,050	38.59	38.25	0.90	8.19
BANPU-R	11,543,800	144,112,400	12.48	12.50	(0.13)	8.08
SCGP	845,400	43,568,750	51.54	52.00	(0.89)	8.03
WHAUP	582,200	2,327,206	4.00	3.96	0.94	8.01
RATCH-R	493,000	20,166,400	40.91	40.75	0.38	7.97
KBANK-R	608,900	89,115,500	146.35	146.50	(0.10)	7.93
SINGER-R	347,700	17,031,775	48.98	48.50	1.00	7.85
GPPT	799,400	11,021,980	13.79	13.90	(0.81)	7.82
OR	2,039,300	50,971,860	24.99	25.25	(1.01)	7.80
UVAN	163,200	1,548,370	9.49	9.50	(0.13)	7.76
LH	4,600,700	40,314,205	8.76	8.70	0.72	7.72
BH-R	658,000	108,228,100	164.48	162.50	1.22	7.69
CK	380,700	7,310,990	19.20	19.00	1.07	7.67
EA-R	1,053,900	88,024,800	83.52	83.00	0.63	7.63
BAFS	154,500	4,370,100	28.29	28.00	1.02	7.61
TQM-R	603,300	26,541,975	43.99	43.50	1.14	7.59
BJC-R	376,600	13,168,200	34.97	35.25	(0.81)	7.58
GJS	2,038,000	957,860	0.47	0.45	4.44	7.57
TU	2,293,600	37,454,870	16.33	16.60	(1.63)	7.46
BEM-R	3,979,300	31,839,860	8.00	7.95	0.65	7.45
DTAC	885,900	38,209,750	43.13	42.25	2.09	7.44
TISCO-R	401,700	36,041,400	89.72	89.25	0.53	7.42
KTB-R	3,492,100	51,257,410	14.68	14.60	0.53	7.34
IVL	631,700	27,800,825	44.01	43.75	0.59	7.33
III	339,100	4,950,950	14.60	14.70	(0.68)	7.33
HTC	29,600	891,250	30.11	30.25	(0.46)	7.16
MINT-R	637,100	21,536,600	33.80	33.75	0.16	7.15
HANA	1,092,900	48,115,200	44.03	43.50	1.21	7.10
TSE-R	419,300	906,644	2.16	2.14	1.04	7.03
SAMART-R	36,500	214,420	5.87	5.90	(0.43)	7.00
ADVANC	447,700	91,900,800	205.27	205.00	0.13	6.99
BPP	72,200	1,161,800	16.09	15.90	1.20	6.94
AKR	684,100	684,100	1.00	0.99	1.01	6.76
TRUE-R	14,930,400	66,102,498	4.43	4.28	3.44	6.75
ORI-R	2,085,300	20,691,020	9.92	9.65	2.82	6.74
LH-R	4,014,700	35,251,045	8.78	8.70	0.93	6.74
GLOBAL	692,500	14,835,400	21.42	21.60	(0.82)	6.67
TIDLOR	677,400	23,416,900	34.57	34.75	(0.52)	6.63
NOBLE	220,600	1,082,392	4.91	4.86	0.96	6.63
TOP-R	2,076,800	122,925,225	59.19	58.75	0.75	6.59
ADVANC-R	420,500	86,230,700	205.07	205.00	0.03	6.57
GULF-R	2,462,000	113,772,100	46.21	45.75	1.01	6.55
TSTH	568,200	773,555	1.36	1.35	0.85	6.53
CPN-R	598,000	36,303,675	60.71	60.75	(0.07)	6.51
BTS-R	3,673,900	32,083,590	8.73	8.65	0.96	6.43
TAE	154,600	326,732	2.11	2.06	2.59	6.36
KKP-R	541,400	37,623,900	69.49	69.50	(0.01)	6.35
MEGA	125,700	5,994,950	47.69	47.00	1.47	6.34
BDMS	2,609,500	64,901,450	24.87	24.70	0.69	6.30
LHFG	1,405,200	1,802,098	1.28	1.26	1.78	6.25
SCB	1,247,200	138,716,050	111.22	110.50	0.65	6.23
TTW	243,700	2,656,330	10.90	10.90	0.00	6.14
EA	844,700	70,214,675	83.12	83.00	0.15	6.12
WHA	4,188,900	12,698,308	3.03	3.02	0.38	6.07
DTAC-R	716,300	30,704,825	42.87	42.25	1.46	6.02
TTB-R	15,493,400	19,831,552	1.28	1.29	(0.78)	5.97
SPALI	429,200	9,232,520	21.51	20.80	3.42	5.86
BJC	289,500	10,121,000	34.96	35.25	(0.82)	5.82
TOP	1,831,100	108,550,575	59.28	58.75	0.90	5.81
KCE	676,600	40,220,450	59.44	59.25	0.33	5.67
UV	33,900	94,920	2.80	2.78	0.72	5.63
MC	49,000	434,730	8.87	8.90	(0.31)	5.61

Source: SET, SCBS Investment Research

Director trade

1. Director trade as reported on May 9, 2022.

Company	Name of Director	Product	Transaction date	Amount (Shares)	Average Price (Bt)	Amount (Bt)	Buy/Sell
ALT	Mrs. PREEYAPORN TANGPAOSAK	Common Share	05-05-22	100,000	2.32	232,000	Purchase
CEYE	Miss SUWANEE SUWANSAENGROJ	Common Share	06-05-22	22,356,230	0.50	11,178,115	Transfer
CSP	Mr. WEERASAK CHAISUPAT	Common Share	06-05-22	100,000	2.30	230,000	Purchase
AKR	Mr. VICHIT YAMBOONRUANG	Common Share	06-05-22	100,000	1.00	100,000	Purchase
JCT	Mr. VIRA AROONVATANAPORN	Common Share	05-05-22	11,350	79.00	896,650	Purchase
NINE	Mr. SURAWOOT TANKARNJANANURAK	Common Share	09-05-22	19,500	4.92	95,940	Purchase
THG	Mr. AURCHAT KANJANAPITAK	Common Share	06-05-22	50,000	54.00	2,700,000	Purchase
TPIPP	Mr. VANCHAI MANOSUTHI	Common Share	06-05-22	500,000	3.73	1,865,000	Sale
Total							
					Purchase	4,254,590	
					Sale	1,865,000	
					Net	<u>2,389,590</u>	

Corporate calendar

May				
Monday	Tuesday	Wednesday	Thursday	Friday
9	10	11	12	13
XD A5 Bt0.01 AMR Bt0.08 ASEFA Bt0.22 CCP Bt0.013 CRC Bt0.3 CSR Bt0.75 CSS Bt0.1 EASTW Bt0.24 FE Bt5.5 INET Bt0.042 JUBILE Bt0.37 KAMART Bt0.06 LEO Bt0.18 MILL Bt0.01 MILL 10 : 1 XD(ST) MOONG Bt0.21 NOBLE Bt0.08 ONEE Bt0.069 ORI Bt0.42 PB Bt1.06 PROEN Bt0.0577 RJH Bt1 SECURE Bt0.18 SITHAI Bt0.03 SK Bt0.025 SPC Bt1 SSSC Bt0.23 TC Bt0.15 TOPP Bt4.05 TPAC Bt0.141 XR GEL 3 : 1 @Bt0.23 KOOL 1 : 1.5 @Bt0.50 XW GEL 2 : 1 PROEN 2 : 1 PD AIT Bt0.3 APCO Bt0.1234 AS Bt0.3 CBG Bt1 CPW Bt0.08 KCE Bt1 KWC Bt9.5 NVD Bt0.013889 NVD 8 : 1 XD(ST) SKR Bt0.12 TMD Bt1.6 Share listing JCK 3,273,322 Shares JCKH 3,448,275 Shares LIT 29,532 Shares POLAR 17,029,903,440 Shares VL 51,741,502 Shares	XD ALLA Bt0.05 AMARIN Bt0.19 AP Bt0.5 APCS Bt0.06 ARROW Bt0.35 BAY Bt0.45 BCH Bt1 BGC Bt0.12 BLA Bt0.56 BRR Bt0.07 FNS Bt0.5 ILINK Bt0.38 JWD Bt0.25 M Bt0.8 PIN Bt0.15 PPM Bt0.033 STI Bt0.0694444444 STI 0.8 : 1 XD(ST) TKC Bt0.3 VIBHA Bt0.05 XW SA 100 : 35 PD BH Bt2.05 BH-P Bt2.05 CIMBT Bt0.01 DDD Bt0.35 FTE Bt0.00556 FTE 10 : 1 XD(ST) GBX Bt0.11 GCAP Bt0.1 PATO Bt0.82 Company name change JKN to "JKN Global Group PCL" Symbol change JSP to "Sena J Property PCL" Share listing COM7 1,199,998,265 Shares GC 39,999,864 Shares GLOBAL 200,065,584 Shares TRU 266,000 Shares	XD AKR Bt0.03 AMC Bt0.34 PERM Bt0.12 PF Bt0.01555871128 PF 20 : 1 XD(ST) PG Bt0.1 SENA Bt0.211477 SIAM Bt0.01 SMIT Bt0.22 SYNTEC Bt0.03 TRU Bt0.1 PD ACE Bt0.02 AMATA Bt0.3 BJCHI Bt0.05 RBF Bt0.15 SQ Bt0.08 TQR Bt0.153 TTB Bt0.038 WINMED Bt0.065 Company name change FNS to "FNS Holding PCL"	XD AEOANTS Bt2.65 NEW Bt0.35 WP Bt0.15 XW ITEL 5 : 1 PD BBL Bt2.5 BGRIM Bt0.27 EP Bt0.25 LHSC Bt0.05 MTI Bt5.2 SAMTEL Bt0.05 SPALI Bt0.75 TPIPP Bt0.13 TQM Bt0.5 XO Bt0.41	XD DCC Bt0.055 XW SENAJ 4 : 1 TH 4 : 1 PD 3K-BAT Bt0.25 COMAN Bt0.0877 CSC Bt1.8 CSC-P Bt3.3 DRT Bt0.24 ECL Bt0.08 HARN Bt0.1 IFS Bt0.158 LALIN Bt0.335 PMTA Bt0.5 SIS Bt1.2 TFG Bt0.04 TTA Bt0.22 TVO Bt0.9 WICE Bt0.23 WINNER Bt0.12

May				
Monday 16	Tuesday 17	Wednesday 18	Thursday 19	Friday 20
Substitution for Wisakha Bucha Day	XD DIF Bt0.26 INETREIT Bt0.2332 POPF Bt0.2544 PPF Bt0.1715 SIRIP Bt0.05 PD ADB Bt0.05 AHC Bt0.6034 ALUCON Bt10 ASP Bt0.2 AYUD Bt0.77 BFIT Bt0.82 CPN Bt0.6 DCON Bt0.011 ENGY Bt0.08 FSS Bt0.1 HANA Bt1 III Bt0.3 LANNA Bt1 MTC Bt0.37 NCH Bt0.08 NSL Bt0.25 PDJ Bt0.1 PM Bt0.3 PT Bt0.41 SFT Bt0.1015 SGP Bt0.8 SPCG Bt0.55 SRICHA Bt0.25 SUSCO Bt0.1 SVI Bt0.23 TEAM Bt0.11 THIP Bt1.75 THREL Bt0.12 TM Bt0.085 TPIPL Bt0.06 VNG Bt0.3	XD CPNCG Bt0.225 CPNREIT Bt0.1814 XR CHO 17 : 2 @Bt0.702 XW CHO 5 : 1 XE J-W1 1 : 1.02504 @Bt1.95114 PD ASIAN Bt0.4 DOHOME Bt0.022222223 DOHOME 5 : 1 XD(ST) FN Bt0.0037 IHL Bt0.1 ILM Bt0.4 L&E Bt0.085 LHFG Bt0.01 LOXLEY Bt0.07 PK Bt0.065 PK-P Bt0.02375 QH Bt0.07 SAK Bt0.116 SAMCO Bt0.04 SAUCE Bt1.6 SNNP Bt0.14 TNITY Bt0.75 TNPC Bt0.05 TNPC 15 : 1 XD(ST) TPCB Bt0.053 VL Bt0.015 WGE Bt0.05	XD FTREIT Bt0.175 TPRIME Bt0.123 XR NINE 1.5232 : 1 @Bt3.30 PD ZS Bt0.27 ZS 10 : 1 XD(ST) AH Bt0.47 BEC Bt0.25 BJC Bt0.51 BM Bt0.04 CCET Bt0.0094 CCET 12 : 1 XD(ST) ICN Bt0.2 INSET Bt0.17 KKP Bt2.2 LEE Bt0.13 MAKRO Bt0.32 MFC Bt2.15 PEACE Bt0.2 PEACE 5 : 1 XD(ST) PORT Bt0.025 PR9 Bt0.14 RPC Bt0.1 SABINA Bt0.44 SABUY Bt0.03 SC Bt0.2 SUN Bt0.15 SVT Bt0.04 SYMC Bt0.075 TACC Bt0.18 TISCO Bt7.15 TISCO-P Bt7.15 TK Bt0.5 TPA Bt0.45 UEC Bt0.03 WHAUP Bt0.16	XD SPRIME Bt0.149 TSTH Bt0.05 XR PPPM 1 : 3 @Bt0.10 XW PPPM 6 : 1 XE VIBHA-W3 1 : 1.0023 @Bt2.993 PD AJ Bt0.25 AWC Bt0.01076 BAM Bt0.55 BROOK Bt0.005 BROOK 10 : 1 XD(ST) BUI Bt1 CAZ Bt0.16 CIVIL Bt0.02 CKP Bt0.08 CPALL Bt0.6 CPI Bt0.19 CPL Bt0.05 CTW Bt0.1 DITTO Bt0.01111111111111 DITTO 5 : 1 XD(ST) EA Bt0.3 ECF Bt0.0157 EKH Bt0.13 EKH 25 : 1 XD(ST) FMT Bt2.625 FPI Bt0.07 GLORY Bt0.02 HTECH Bt0.08 IIG Bt0.4 INOX Bt0.107 IVL Bt0.25 JUBILE Bt0.37 KWM Bt0.096 LH Bt0.25 LPF Bt0.1873 LPH Bt0.1 MFEC Bt0.4 MGT Bt0.12 MICRO Bt0.077 MITSIB Bt0.015 MODERN Bt0.07 NKI Bt1.5 NKI 35 : 1 XD(ST) NRF Bt0.041 NTV Bt0.6 PACO Bt0.05 PDG Bt0.08 PDG 10 : 1 XD(ST) PHOL Bt0.16 PL Bt0.11 PRAPAT Bt0.006 PRAPAT 10 : 1 XD(ST) PREB Bt0.4 PRIN Bt0.075 PROS Bt0.03 PSH Bt0.65 PTG Bt0.25 RATCH Bt1.35 RCL Bt3 RPH Bt0.25 SAWAD Bt1.8 SCG Bt0.061 SEAOIL Bt0.0074074075 SEAOIL 15 : 1 XD(ST) SINGER Bt0.55 SIRI Bt0.06 SKN Bt0.28 SMART Bt0.04 STECH Bt0.05 SUPER Bt0.006 SYNTEC Bt0.03 TIDLOR Bt0.274 TIDLOR 13 : 1 XD(ST) TNP Bt0.05 TPAC Bt0.141 TWPC Bt0.2159 UBE Bt0.024 UVAN Bt0.4 VCOM Bt0.17 VIH Bt0.5

XD - Cash Dividend
 XD(ST) - Stock Dividend

PD - Payment Date
 XR - Rights for Common

XW - Rights for Warrant
 XT - Rights for Transferable Subscription Right

XE - Warrant Exercise
 CW - Capital write-down

SP - Suspension

Disclaimer

The information in this report has been obtained from sources believed to be reliable. However, its accuracy or completeness is not guaranteed. Any opinions expressed herein reflect our judgment at this date and are subject to change without notice. This report is for information only. It is not to be construed as an offer, or solicitation of an offer to sell or buy any securities. We accept no liability for any loss arising from the use of this document. We or our associates may have an interest in the companies mentioned therein.

SCB Securities Company Limited ("SCBS") is a wholly-owned subsidiary of The Siam Commercial Bank Public Company Limited ("SCB"). Any information related to SCB is for sector comparison purposes.

This document is prepared by SCB Securities Company Limited ("SCBS") which is wholly-owned by the Siam Commercial Bank Public Company Limited ("SCB"). SCB acts as financial advisor of the SCG Chemicals Public Company Limited (SCGC). Any opinions, news, research, analyses, prices, statements, forecasts, projections and/or other information contained in this document (the "Information") is provided as general information purposes only and shall not be construed as individualized recommendation of an offer to buy or sell or the solicitation of an offer to buy or sell any securities. SCBS and/or its directors, officers and employees shall not be liable for any direct, indirect, incidental, special or consequential loss or damage, resulting from the use of or reliance on the Information, including without limitation to, damages for loss of profits. The investors shall use the Information in association with other information and opinion, including their own judgment in making investment decision. The Information is obtained from sources believed to be reliable, and SCBS cannot guarantee the accuracy, completeness and/or correctness of the Information.

This document is prepared by SCB Securities Company Limited ("SCBS") which is wholly-owned by The Siam Commercial Bank Public Company Limited ("SCB"). SCB may be appointed to act as financial advisor in relation to transactions to be carried out by Thai Oil Company Limited. Any opinions, news, research, analyses, prices, statements, forecasts, projections and/or other information contained in this document (the "Information") is provided as general information purposes only and shall not be construed as individualized recommendation of an offer to buy or sell or the solicitation of an offer to buy or sell any securities. SCBS and/or its directors, officers and employees shall not be liable for any direct, indirect, incidental, special or consequential loss or damage, resulting from the use of or reliance on the Information, including without limitation to, damages for loss of profits. The investors shall use the Information in association with other information and opinion, including their own judgment in making investment decision. The Information is obtained from sources believed to be reliable, and SCBS cannot guarantee the accuracy, completeness and/or correctness of the Information.

This document is prepared by SCB Securities Company Limited ("SCBS") which is wholly-owned by The Siam Commercial Bank Public Company Limited ("SCB"). SCB has acted as Financial Advisor, Lead Arranger of Global Power Synergy Public Company Limited. Any opinions, news, research, analyses, prices, statements, forecasts, projections and/or other information contained in this document (the "Information") is provided as general information purposes only, and shall not be construed as individualized recommendation of an offer to buy or sell or the solicitation of an offer to buy or sell any securities. SCBS and/or its directors, officers and employees shall not be liable for any direct, indirect, incidental, special or consequential loss or damage, resulting from the use of or reliance on the Information, including without limitation to, damages for loss of profits. The investors shall use the Information in association with other information and opinion, including their own judgment in making investment decision. The Information is obtained from sources believed to be reliable, and SCBS cannot guarantee the accuracy, completeness and/or correctness of the Information.

This document is prepared by SCB Securities Company Limited ("SCBS") which is wholly-owned by The Siam Commercial Bank Public Company Limited ("SCB"). SCB Asset Management Company Limited ("SCBAM") which is wholly-owned by The Siam Commercial Bank Public Company Limited ("SCB"). SCB has acted as Financial Advisor of Digital Telecommunications Infrastructure Fund. SCBAM has acted as Fund Manager of Digital Telecommunications Infrastructure Fund. Any opinions, news, research, analyses, prices, statements, forecasts, projections and/or other information contained in this document (the "Information") is provided as general information purposes only, and shall not be construed as individualized recommendation of an offer to buy or sell or the solicitation of an offer to buy or sell any securities. SCBS and/or its directors, officers and employees shall not be liable for any direct, indirect, incidental, special or consequential loss or damage, resulting from the use of or reliance on the Information, including without limitation to, damages for loss of profits. The investors shall use the Information in association with other information and opinion, including their own judgment in making investment decision. The Information is obtained from sources believed to be reliable, and SCBS cannot guarantee the accuracy, completeness and/or correctness of the Information.

SCBS reserves the right to modify the Information from time to time without notice and in its sole discretion. This document is delivered to intended recipient(s) only and is not permitted to reproduce, retransmit, disseminate, sell, distribute, republish, circulate or commercially exploit the Information in any manner without the prior written consent of SCBS.

Futures and Options trading carry a high level of risk with the potential for substantial losses, and are not suitable for all persons. Before deciding to trade Futures and Options, you should carefully consider your financial position, investment objectives, level of experience, and risk appetite if Futures and Options trading are appropriate. The possibility exists that you could sustain a loss of some or all of your initial investment. You should be aware of all the risks associated with Futures and Options trading, and you are advised to rely on your own judgment while making investment decision and/or should seek advice from professional investment advisor if you have any doubts.

This document is delivered to intended recipient(s) only and is not permitted to reproduce, retransmit, disseminate, sell, distribute, republish, circulate or commercially exploit the Information in any manner without the prior written consent of SCBS.

Copyright©2012 SCB Securities Company Limited. All rights reserved.

CG Rating 2021 Companies with CG Rating

Companies with Excellent CG Scoring

AAV, ADVANC, AF, AH, AIRA, AKP, AKR, ALT, AMA, AMATA, AMATAV, ANAN, AOT, AP, ARIP, ARROW, ASP, AUCTION, AWC, AYUD, BAFS, BANPU, BAY, BBL, BCP, BCPG, BDMS, BEM, BGC, BGRIM, BIZ, BKT, BOL, BPP, BRR, BTS, BTW, BWG, CENTEL, CFRESH, CHEWA, CHO, CIMBT, CK, CKP, CM, CNT, COM7, COMAN, COTTO, CPALL, CPF, CPI, CPN, CRC, CSS, DDD, DELTA, DEMCO, DRT, DTAC, DUSIT, EA, EASTW, ECF, ECL, EE, EGCO, EPG, ETC, FPI, FPT, FSMART, GBX, GC, GCAP, GFPT, GGC*, GLAND, GLOBAL, GPI, GPSC, GRAMMY, GULF, GUNKUL, HANA, HARN, HMPRO, ICC, ICHI, III, ILINK, ILM, INTUCH, IP, IRPC, ITTEL, IVL, JSP, JWD, K, KBANK, KCE, KKP, KSL, KTB, KTC, LALIN, LANNA, LH, LHFG, LIT, LPN, MACO, MAJOR, MAKRO, MALEE, MBK, MBKET, MC, MCOT, METCO, MFEC, MINT, MONO, MOONG, MSC, MTC, MVP, NCL, NEP, NER, NKI, NOBLE, NSI, NVD, NWR, NYT, OISHI, OR, ORI, OSP, OTO, PAP, PCSGH, PDG, PDJ, PG, PHOL*, PLANB, PLANET, PLAT, PORT, PPS, PR9, PREB, PRG, PRM, PROUD, PSH, PSL, PTG, PTT, PTTEP, PTTGC, PYLON, Q-CON, QH, QTC, RATCH, RS, S, S & J, SAAM, SABINA, SAMART, SAMTEL, SAT, SC, SCB, SCC, SCCC, SCG, SCGP, SCM, SDC, SEAFCO, SEAOL, SE-ED, SELIC, SENA, SHR, SIRI, SIS, SITHAI, SMK, SMPK, SNC, SONIC, SPALI, SPI, SPRC, SPVI, SSSC, SST, STA, STEC*, STI, SUN, SUSCO, SUTHA, SVI*, SYMC, SYNTEC, TACC, TASCO, TCAP, TEAMG, TFMAMA, TGH, THANA, THANI, THCOM, THG, THIP, THRE, THREL, TIP*, TIPCO, TISCO, TK, TKT, TMT, TNDT, TNITY, TOA, TOP, TPBI, TQM, TRC, TRU, TRUE, TSC, TSR, TSTE, TSTH, TTA, TTB, TTCL, TTW, TU, TVD, TVI, TVO, TWPC, U, UAC, UBIS, UV, VGI, VIH, WACOAL, WAVE, WHA, WHAUP, WICE, WINNER, ZEN

Companies with Very Good CG Scoring

2S, 7UP, ABICO, ABM, ACE, ACG, ADB, AEONTS, AGE, AHC, AIT, ALL, ALLA, ALUCON, AMANAH, AMARIN, APCO, APCS, APURE, AQUA, ASEFA, ASIAN, ASK, ATP30, BA, BC, BEC, BFIT, BJCHI, BR, CBG, CGH, CHAYO, CHOTI, CI, CMC, CPL, CRD, CSP, DCC, ASAP, ASIA, ASIMAR, ASN, B, BAM, BCH, BEYOND, BJC, BLA, BROOK, CEN, CHARAN, CHG, CHOW, CIG, COLOR, CPW, CSC, CWT, DCON, DHOUSE, DOD, DOHOME, DV8, EASON, EFORL, ERW, ESSO, ESTAR, ETE, FE, FLOYD, FN, FNS, FORTH, FSS, FTE, FVC, GEL, GENCO, GJS, GYT, HPT, HTC, HYDRO, ICN, IFS, IMH, IND, INET, INSET, INSURE, IRC, IRPC, IT, ITD*, J, JAS, JCK, JCKH, JMART, JMT, KBS, KCAR, KEX, KGI, KIAT*, KISS, KOOL, KTIS, KUMWEL, KUN, KWC, KWM, L&E, LDC, LEO, LHK, LOXLEY, LRH, LST, M, MATCH, MBAX, MEGA, META, MFC*, MGT, MICRO, MILL, MITSIB, MK, MODERN, MTI, NBC, NCAP, NCH, NETBAY, NEX, NINE, NRF, NTV, OCC, OGC, PATO, PB, PICO, PIMO, PJW, PL, PM, PMTA, PPP, PPPM, PRIME, PRIN, PRINC, PSTC, PT, QLT, RBF, RCL, RICHY, RML, ROJNA, RPC, RT, RWI, S11, SA, SAK, SALEE, SAMCO, SANKO, SAPPE, SAWAD, SCI, SCN, SCP, SE, SFLEX, SFP, SFT, SGF, SIAM, SINGER, SKE, SKN, SKR, SKY, SLP, SMIT, SMT, SNP, SO, SORKON, SPA, SPC, SPCG, SR, SRICHA, SSC, SSF, STANLY, STGT, STOWER*, STPI, SUC, SWC, SYNEX, T, TAE, TAKUNI, TBSP, TCC, TCMC, TEAM, TFG, TFI, TIGER, TITLE, TKN, TKS, TM, TMC, TMD, TMI, TMILL, TNL, TNP, TOG, TPA, TPAC, TPCS, TPS, TRITN, TRT, TSE, TVT, TWP, UEC, UMI, UOBKH, UP, UPF, UPOIC, UTP, VCOM, VL, VNT, VPO, VRANDA, WGE, WIJK, WP, XO, XPG, YUASA

Companies with Good CG Scoring

A, AI, AIE, AJ, AMC, APP, AQ, ARIN, AS, AU, B52, BEAUTY, BGT, BH, BIG, BLAND, BM, BROCK, BSBM, BSM, BYD*, CCP, CITY, CMO, CPT, CSR, EKH, EP, FMT, GLOCON*, GSC, HTECH, IHL, INGRS, JAK, JTS, KASET, KK, KWG, LEE, BTNC, CAZ, CGD, CMAN, CMR, CRANE, D, EMC, F&D, GIFT, GREEN, GTB, HUMAN, IIG, INOX, JR, JUBILE, KCM, KKC, KYE, LPH, MATI, M-CHAI, MCS, MDX, MJD, MORE, MUD, NC, NDR, NFC, NNCL, NOVA, NPK, NUSA, OCEAN, PAF, PF, PK, PLE, PPM, PRAKIT, PRAPAT, PRECHA, PTL, RCI*, RJH, RP, RPH, RSP, SABUY, SF, SGP, SICT, SIMAT, SISB, SK, SMART, SOLAR, SPACK, SPG, SQ, SSP, STARK, STC, SUPER, SVOA, TC, TCCC, THMUI, TNH, TNR, TOPP, TPCH, TPIPL, TPIPP, TPLAS, TPOLY, TQR, TTI, TYCN, UKEM, UMS, UNIQ, UPA, UREKA, VIBHA, W, WIN, WORK, WPH, YGG, ZIGA

Corporate Governance Report

The material contained in this publication is for general information only and is not intended as advice on any of the matters discussed herein. Readers and others should perform their own independent analysis as to the accuracy or completeness or legality of such information. The Thai Institute of Directors, its officers, the authors and editor make no representation or warranty as to the accuracy, completeness or legality of any of the information contained herein. By accepting this document, each recipient agrees that the Thai Institute of Directors Association, its officers, the authors and editor shall not have any liability for any information contained in, or for any omission from, this publication.

The survey result is as of the date appearing in the Corporate Governance Report of Thai Listed Companies. As a result, the survey result may be changed after that date. SCB Securities Company Limited does not conform nor certify the accuracy of such survey result.

To recognize well performers, the list of companies attaining "Good", "Very Good" and "Excellent" levels of recognition

(Not including listed companies qualified in the "no announcement of the results" clause from 1 January 2020 to 26 October 2021) is publicized.

¹ TIP was voluntarily delisted from the Stock Exchange of Thailand effectively on July 24, 2021

² RCI was voluntarily delisted from the Stock Exchange of Thailand, effectively on July 16, 2021

* บริษัทหรือกรรมการหรือผู้บริหารของบริษัทที่มีข่าวด้านกฏการกับตุลาการภิบาล เช่น การกระทำความผิดเกี่ยวกับหลักทรัพย์ การทุจริต คอรัปชั่น เป็นต้น ซึ่งการใช้ข้อมูล CGR ควรตระหนักถึงข้อดังกล่าวประกอบด้วย

Anti-corruption Progress Indicator

Certified (ได้รับการรับรอง)

2S, 7UP, ADVANC, AF, AI, AIE, AIRA, AKP, ALPHAX, AMA, AMANAH, AMATA, AMATAV, AP, APCS, AQUA, ARROW, AS, ASIAN, ASK, ASP, AWC, AYUD, B, BAFS, BAM, BANPU, BAY, BBL, BCH, BCP, BCPG, BEB, BEYOND, BGC, BGRIM, BJCHI, BKI, BLA, BPP, BROCK, BRR, BSBM, BTS, BWG, CEN, CENTEL, CFRESH, CGH, CHEWA, CHOTI, CHOW, CIG, CIMBT, CM, CMC, COM7, COTTO, CPALL, CPF, CPI, CPN, CSC, DCC, DELTA, DEMCO, DIMET, DRT, DTAC, DUSIT, EA, EASTW, ECL, EGCO, EP, EPG, ERW, ESTAR, ETE, FE, FNS, FPI, FPT, FSMART, FSS, FTE, GBX, GC, GCAP, GEL, GFPT, GGC, GJS, GPI, GPSC, GSTEEL, GUNKUL, HANA, HARN, HEMP, HENG, HMPRO, HTC, ICC, ICHI, IFEC, IFS, ILINK, INET, INSURE, INTUCH, IRC, IRPC, ITTEL, IVL, JKN, K, KASET, KBANK, KBS, KCAR, KCE, KGI, KKP, KSL, KTB, KTC, KWC, KWI, L&E, LANNA, LH, LHFG, LHK, LPN, LRH, M, MAKRO, MALEE, MATCH, MBAX, MBK, MCOT, META, MFC, MFEC, MILL, MINT, MONO, MOONG, MSC, MST, MTC, MTI, NBC, NEP, NINE, NKI, NMG, NNCL, NOBLE, NOK, NSI, NWR, OCC, OGC, ORI, PAP, PATO, PB, PCSGH, PDG, PDJ, PE, PG, PHOL, PK, PL, PLANB, PLANET, PLAT, PM, PPP, PPPM, PPS, PR9, PREB, PRG, PRINC, PRM, PROS, PSH, PSL, PSTC, PT, PTECH, PTG, PTT, PTTEP, PTTGC, PYLON, Q-CON, QH, QLT, QTC, RATCH, RML, RWI, S & J, SAAM, SABINA, SAPPE, SAT, SC, SCB, SCC, SCCC, SCG, SCN, SEAOL, SE-ED, SELIC, SENA, SGP, SINGER, SIRI, SITHAI, SKR, SMIT, SMK, SMPK, SNC, SORKON, SPACK, SPALI, SPC, SPI, SPRC, SRICHA, SSF, SSP, SSSC, SST, STA, STOWER, SUSCO, SVI, SYMC, SYNTEC, TAE, TAKUNI, TASCO, TCAP, TCMC, TFG, TFI, TFMAMA, TGH, THANI, THCOM, THIP, THRE, THREL, TIDLOR, TIPCO, TISCO, TKS, TKT, TMD, TMILL, TMT, TNITY, TNL, TNP, TNR, TOG, TOP, TOPP, TPA, TPP, TRU, TRUE, TSC, TSTE, TSTH, TTA, TTB, TTCL, TU, TVD, TVI, TVO, TWPC, U, UBE, UBIS, UEC, UKEM, UOBKH, UPF, UV, VGI, VIH, WACOAL, WHA, WHAUP, WICE, WIJK, XO, ZEN

Declared (ประกาศเจตนาสมัคร)

AJ, ALT, APCO, B52, BEC, CHG, CPL, CPR, CPW, CRC, DDD, DHOUSE, DOHOME, ECF, EKH, ETC, FLOYD, GULF, III, INOX, JR, JTS, KEX, KUMWEL, LDC, MAJOR, NCAP, NCL, NOVA, NRF, NUSA, NYT, OR, PIMO, PLE, RS, SAK, SCGP, SCM, SIS, SSS, STECH, STGT, TKN, TMI, TQM, TSI, VARO, VCOM, VIBHA, YUASA, ZIGA

N/A

3K-BAT, A, A5, AAV, ABICO, ABM, ACAP, ACC, ACE, ACG, ADB, ADD, AEONTS, AFC, AGE, AH, AHC, AIT, AJA, AKR, ALL, ALLA, ALUCON, AMARIN, AMC, AMR, ANAN, AOT, APEX, APP, APURE, AQ, ARIN, ARIP, ASAP, ASEFA, ASIA, ASIMAR, ASN, ASW, ATP30, AU, AUCTION, BA, BBGI, BBIK, BC, BCT, BDMS, BEAUTY, BEM, BFIT, BGT, BH, BIG, BIS, BIZ, BJC, BKD, BLAND, BLISS, BM, BOL, BR, BRI, BROCK, BSM, BTNC, BTW, BUI, BYD, CAZ, CBG, CCET, CCP, CEYE, CGD, CHARAN, CHAYO, CHO, CI, CITY, CIVIL, CK, CKP, CMAN, CMO, CMR, CNT, COLOR, COMAN, CPANEL, CPH, CPT, CRANE, CRD, CSP, CSR, CSS, CTW, CV, CWT, D, DCON, DITTO, DMT, DOD, DPAINT, DTCI, DV8, EASON, EE, EFORL, EMC, ESSO, EVER, F&D, FANCY, FMT, FN, FORTH, FVC, GENCO, GIFT, GL, GLAND, GLOBAL, GLOCON, GLORY, GRAMMY, GRAND, GREEN, GSC, GTB, GYT, HFT, HL, HPT, HTECH, HUMAN, HYDRO, ICN, IHL, IIG, ILM, IMH, IND, INGRS, INSET, IP, IRPC, IT, ITD, J, JAK, JAS, JCK, JCKH, JCT, JDF, JMART, JMT, JP, JSP, JUBILE, JUTHA, JWD, KAMART, KC, KCC, KCM, KDH, KIAT, KISS, KK, KKC, KOOL, KTIS, KUN, KWM, KYE, LALIN, LEE, LEO, LIT, LOXLEY, LPH, LST, MACO, MANRIN, MATI, MAX, M-CHAI, MCS, MDX, MEGA, MENA, METCO, MGT, MICRO, MIDA, MITSIB, MJD, MK, ML, MODERN, MORE, MPC, MUD, MVP, NC, NCH, NDR, NER, NETBAY, NEW, NEWS, NEX, NFC, NPK, NSL, NTV, NV, NVD, OHTL, OISHI, ONEE, OSP, OTO, PACE, PACO, PAE, PAF, PEACE, PERM, PF, PICO, PIN, PJW, PMTA, POLAR, POMPUI, PORT, POST, PPM, PRAKIT, PRAPAT, PRECHA, PRIME, PRIN, PRO, PROEN, PROUD, PSG, PTC, PTL, RAM, RBF, RCL, RICHY, RJH, ROCK, ROH, ROJNA, RP, RPC, RPH, RSP, RT, S, S11, SA, SABUY, SAFARI, SALEE, SAM, SAMART, SAMCO, SAMTEL, SANKO, SAUCE, SAWAD, SAWANG, SCI, SCP, SDC, SE, SEAFCO, SECURE, SF, SFLEX, SFP, SFT, SGF, SHANG, SHR, SIAM, SICT, SIMAT, SISB, SK, SKE, SKN, SKY, SLM, SLP, SMART, SMD, SMT, SNNP, SO, SOLAR, SONIC, SPA, SPCG, SPG, SPVI, SQ, SR, SSC, STANLY, STARK, STC, STEC, STHAI, STI, STPI, SUC, SUN, SUPER, SUTHA, SVH, SVOA, SVT, SWC, SYNEX, TACC, TAPAC, TC, TCC, TCCC, TCJ, TCOAT, TEAM, TEAMG, TFM, TGPRO, TH, THAI, THANA, THE, THG, THL, THMUI, TIGER, TIPH, TITLE, TK, TKC, TM, TMC, TMW, TNDT, TNH, TNPC, TOA, TPAC, TPBI, TPCH, TPCS, TPIPL, TPIPP, TPLAS, TPOLY, TPS, TQR, TR, TRC, TRITN, TRT, TRUBB, TRV, TSE, TSF, TSR, TTI, TTT, TTW, TVT, TWP, TWZ, TYCN, UAC, UMI, UMS, UNIQ, UP, UPA, UPOIC, UREKA, UTP, UVAN, VL, VNG, VPO, VRANDA, W, WAVE, WFX, WGE, WIN, WINMED, WINNER, WORK, WORLD, WP, WPH, XPG, YGG

Explanations

Companies participating in Thailand's Private Sector Collective Action Coalition Against Corruption programme (Thai CAC) under Thai Institute of Directors (as of January 6, 2022) are categorised into: companies that have declared their intention to join CAC, and companies certified by CAC.