



## Market today

### “Expected to rebound again from support of 1,574.”

The SET is still facing major pressures as world markets are concerned over hikes in interest rates to slow inflation rates and slowing economies, leading to downside for the SET. Supports are at 1,574 and 1,562, at which point a rebound is expected, and resistances are at 1,597 and 1,611.



## Today's highlights

- US April PPI was +11% YoY, higher than the +10.7%, expected, generating more worries the Fed will raise rates more rapidly.
- The Ministry of Public Health is preparing to ease COVID-19 regulations to level 2 at the end of May, cancel the Thailand Pass requirement and reopen nightclubs.
- The Ministry of Finance is preparing the fifth-phase of the 50-50 payment scheme, waiting for the final figures after May 15 before passing it to the cabinet for consideration.



## Strategy today

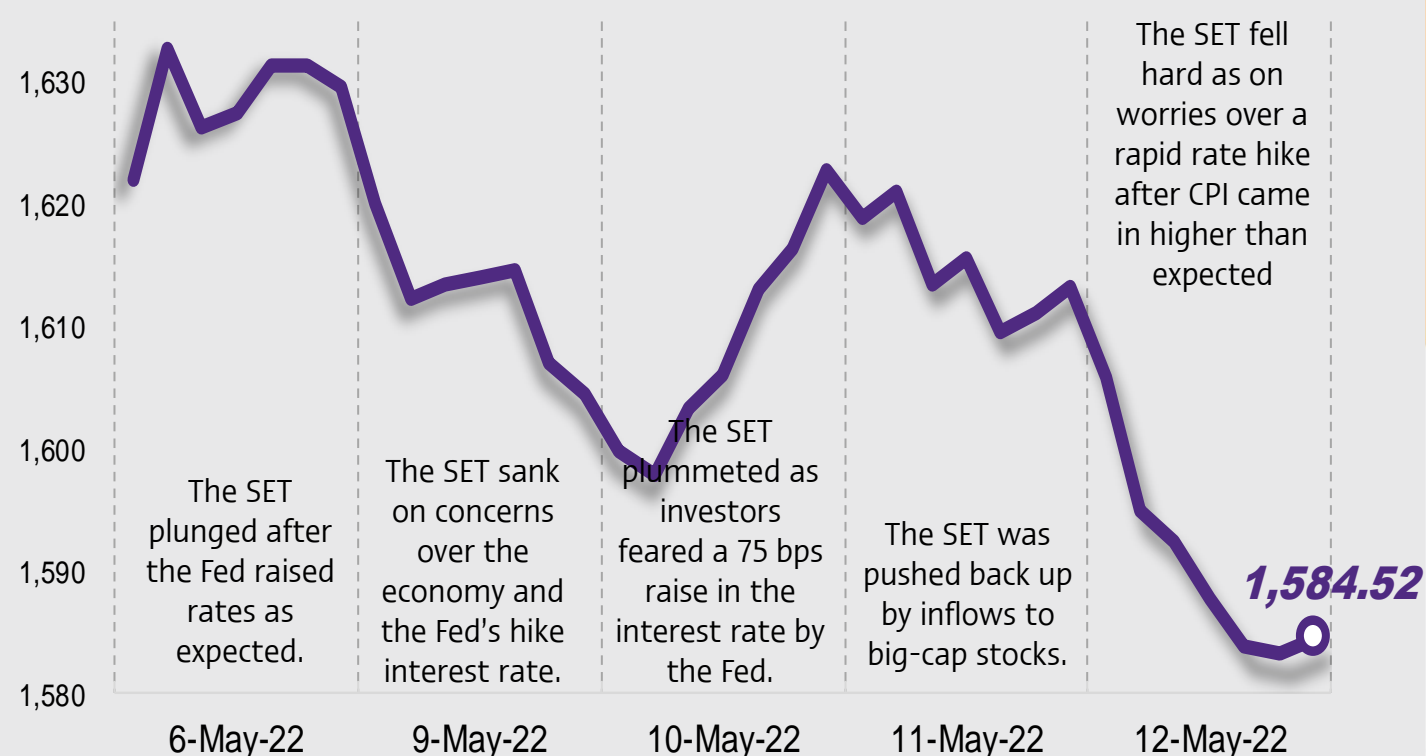
In the short term, the SET may rebound before again heading down, facing continued downside from external risks and no support from domestic factors. We suggest “buy when price is weakening” in good-quality defensive stocks with positive drivers.

## Daily report

Friday, May 13, 2022

### Support - Resistances

1574/1562 – 1597/1611



## Trading today

**Core portfolio:** Keep 50% in stocks and buy stocks with good earnings potential and limited impact from externals when price is weakening - KBANK, AMATA, LH, GULF and ADVANC

**Weekly portfolio:** 25% for speculation in: 1) stocks whose earnings have passed nadir and whose prices have fallen, reflecting approach to a high for bond yield – MTC, SAWAD and GULF; 2) stocks that are export-related and benefit from a weaker Thai baht and from US plans to reduce tariffs on imports from China to battle inflation – DELTA, PSL and RCL; 3) stocks whose 1Q22 is expected to show YoY growth with continued recovery in 2Q22 – ZEN, GFPT, TOP and BCP.

**Invest cautiously in the short-term.** 1) Industrial estate stocks – even though they benefit from Thailand's re-opening, prices may fall in the short-term due to negative sentiment from the US and planned changes in tariffs on a delay in relocating production bases to Thailand due to fears of a trade war. 2) Stocks in Transportation, Construction Materials and Packaging that are hurt by high cost of energy, pressuring 2Q22 earnings.



## Daily focus

**OSP** announced good 1Q22 earnings, as expected, and 2Q22 earnings are expected to grow both QoQ and YoY from growing sales both at home and abroad, a good response to a new CBD product, and return on investment in Unicharm.

**CRC** expects a recovery in YoY growth and a turnaround in 2Q22, supported by recovery in retail sales and rental revenue and higher margin (April SSS grew more than 20% YoY, growing in every country and every business group).



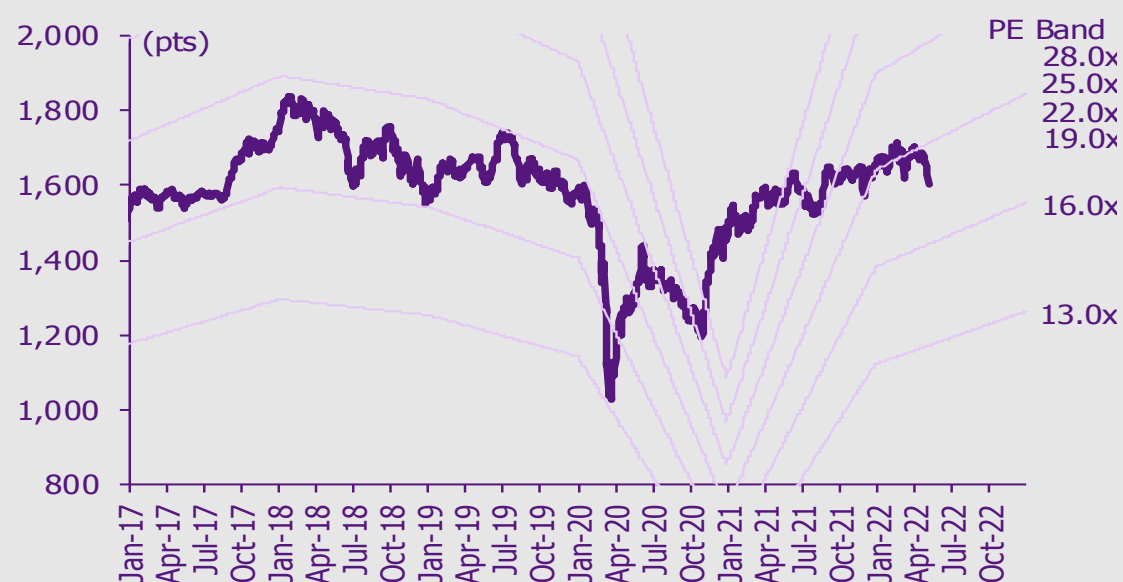
## Today's reports

- AOT** – 2QFY22: In the red, as expected
- BAM** – 1Q22: In line with expectations
- BDMS** – 1Q22: Beat, with record high core profit
- BEM** – 1Q22: Slightly below consensus forecast
- GFPT** – 1Q22: Far above estimates
- IVL** – 1Q22: Strong profit, beating estimates
- OSP** – 1Q22: In line
- PTT** – 1Q22: Misses on a huge hedging loss
- SAT** – 1Q22: Beat market estimates
- SAWAD** – 1Q22: Slight miss on NIM and opex
- THRE** – 1Q22: The final nightmare quarter
- TQM** – 1Q22: Slight miss; disappointing on all fronts

## What to watch

Date	Event
9 May	<b>Economic release:</b> CN - Trade balance for Apr
10 May	<b>Economic release:</b> JP – Household spending for Mar
11 May	<b>Economic release:</b> CN – CPI and PPI for Apr, US – CPI for Apr, crude oil inventories
12 May	<b>Economic release:</b> US – PPI for Apr, unemployment claims <b>Event:</b> Announcement date of May 2022 semi-annual MSCI index review
13 May	<b>Economic release:</b> EU – Industrial production for Mar

## SET Index movement



See the end of this report for disclaimer

## SET index series

Index	12 May (pts)	Chg (pts)	Chg (%)	Value (Btmn)
<b>SET</b>	1,584.52	(28.82)	(1.79)	92,529.65
<b>SET50</b>	950.31	(11.35)	(1.18)	52,847.49
<b>SET100</b>	2,157.60	(29.81)	(1.36)	68,633.62
<b>sSET</b>	1,033.39	(34.98)	(3.27)	5,867.23
<b>SETCLMV</b>	983.11	(14.36)	(1.44)	36,353.08
<b>SETHD</b>	1,142.98	(8.03)	(0.70)	17,723.60
<b>SETTHSI</b>	994.37	(13.35)	(1.32)	55,978.93
<b>SETWB</b>	966.08	(8.24)	(0.85)	16,818.58
<b>mai</b>	587.74	(22.76)	(3.73)	6,241.45

## Trading summary by investor type

(Btmn)	12 May	WTD	MTD	YTD
<b>Foreign</b>				
<b>Net</b>	(623)	(1,551)	(4,094)	117,639
<b>Breakdown (%)</b>	50.47	49.62	49.51	45.66
<b>Institution</b>				
<b>Net</b>	(1,932)	1,125	881	(94,437)
<b>Breakdown (%)</b>	8.17	8.26	8.03	7.83
<b>PropTrade</b>				
<b>Net</b>	(818)	4,852	4,029	3,730
<b>Breakdown (%)</b>	7.41	8.71	8.73	8.71
<b>Individual</b>				
<b>Net</b>	3,373	(4,426)	(816)	(26,932)
<b>Breakdown (%)</b>	33.95	33.41	33.73	37.80

% of total trade value for each investor type

## S50 futures trading by foreign investors

(Contract)	12-May	WTD	MTD	YTD
<b>Foreign</b>	(6,312)	(19,759)	(48,244)	(84,121)
<b>Institution</b>	4,251	1,600	11,835	33,643
<b>Customer</b>	2,061	18,159	36,409	50,478

## Bond trading by foreign investors

(Btmn)	12-May	WTD	MTD	YTD
<b>Buy</b>	2,001	16,505	23,270	514,927
<b>Sell</b>	3,147	13,031	26,736	425,217
<b>Net</b>	-1,146	3,475	-3,466	89,710

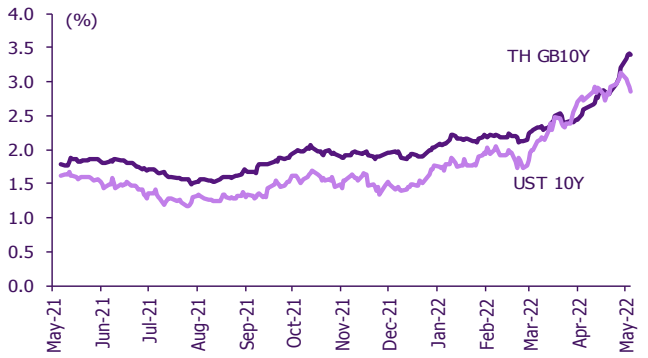
Investment Strategy Department

# Multi-asset price update

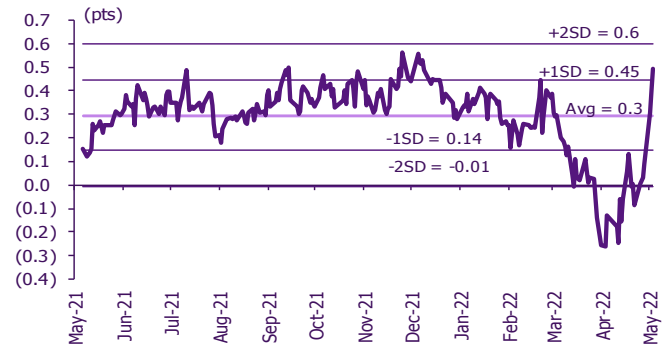
## Key indicator update

	Close	12-May	WoW	MoM	YoY	YTD
<b>Financial market condition</b>						
VIX Index	31.77	(2.43)	1.83	30.96	15.15	84.49
Europe CDS (bps)	95.13	1.10	1.66	17.03	43.11	47.25
LIBOR OIS Spread (bps)	0.13296	(2.04)	(1.69)	(6.73)	5.41	4.28
TED Spread (bps)	0.4946	(4.07)	(6.59)	15.95	34.55	31.59
<b>Exchange rate</b>						
Dollar Index	104.75	0.72	1.16	4.42	15.40	9.49
USD/THB	34.75	0.23	1.37	3.28	11.04	4.65
EUR/USD	1.04	(1.29)	(1.57)	(4.47)	(14.03)	(8.70)
USD/JPY	128.39	(1.17)	(1.38)	2.24	17.11	11.58
<b>Bond: (Change in basis points)</b>						
TH Gov Bond 2Y	1.73%	4.94	26.46	67.58	121.16	107.59
TH Gov Bond 10Y	3.39%	(2.05)	32.35	79.67	161.73	149.38
US Gov Bond 2Y	2.58%	(7.59)	(15.63)	15.18	241.50	185.16
US Gov Bond 10Y	2.86%	(4.53)	(20.74)	11.65	117.44	134.34
<b>Commodities</b>						
CRB Index	629.98	0.00	(1.98)	(1.19)	15.94	8.93
Gold (US\$/oz)	1,821.50	(1.63)	(2.93)	(7.33)	0.35	(0.42)
Gross Refining Margin (US\$/bbl)	30.09	0.00	(0.10)	62.74	n.m.	392.47
Dubai Crude (US\$/bbl)	104.56	0.00	(1.73)	(3.03)	56.59	42.87
NYMEX Crude (US\$/bbl)	106.13	0.40	(1.97)	5.50	60.61	119.10
Baltic Dry Index (pts)	3,117.00	2.13	17.89	53.17	(0.70)	40.60

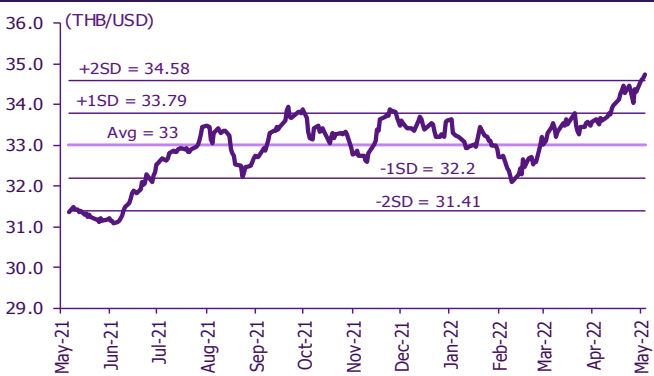
### Thai and US 10-year government bond yield



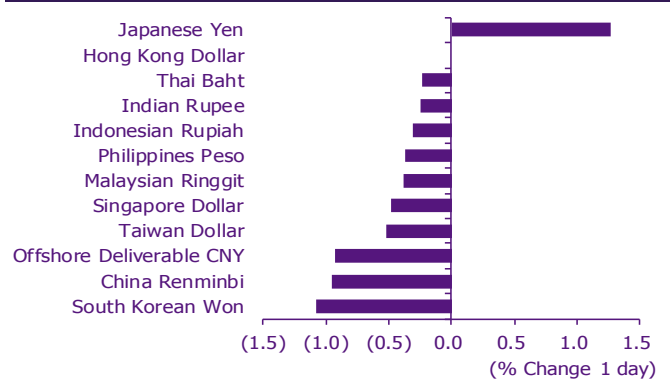
### Thai and US 10-year government bond spread



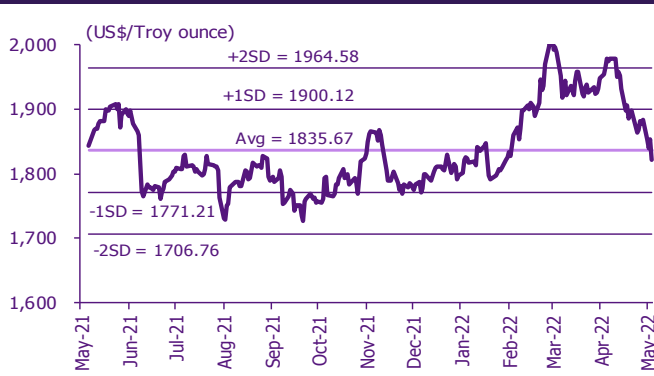
### THB/USD exchange rate



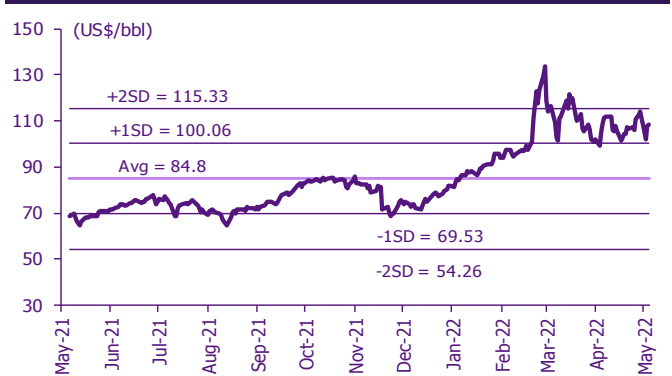
### Regional foreign exchange rate spot return



### Gold



### Brent crude





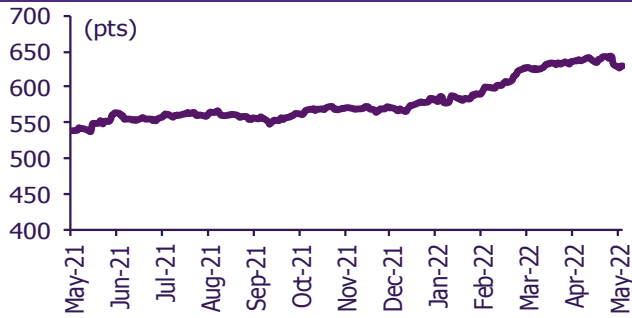
# Commodities daily price update

	As of 12-May-22	-1W %	Avg. Price QTD in 2Q22	% QoQ	% YoY	Avg. Price in '21	% YoY	Avg. Price in '22	% YoY	Update
<b>CRB Index</b>	<b>629.98</b>	(2.2)	637.25	5.5	18.5	535.54	36.83	614.45	14.7	Daily
<b>Energy Prices</b>										
Crude Oil - Dubai (US\$/bbl)	<b>102.71</b>	(2.0)	103.55	6.9	55.9	68.86	63.18	98.99	43.7	Daily
Brent Crude (US\$/bbl)	<b>108.38</b>	(2.0)	106.51	7.0	55.2	70.52	66.54	101.76	44.3	Daily
West Texas Int. Cushing (US\$/bbl)	<b>106.13</b>	(1.6)	103.02	8.5	50.1	68.06	72.51	97.51	43.3	Daily
Crude Oil - Asia-Pacific Tapis Oil Spot (US\$/bbl)	<b>111.77</b>	(2.4)	112.34	7.9	63.7	71.82	61.89	106.78	48.7	Daily
Natural Gas Henry Hub (US\$/mmBTU)	<b>7.66</b>	(8.4)	7.13	58.1	170.8	3.09	30.90	5.35	73.1	Daily
Coal Price NEX (US\$/MT)	<b>383.51</b>	5.4	329.14	21.7	209.8	138.28	135.73	289.13	109.1	Friday
<b>Oil Product Prices and Gross Refinery Margin</b>										
Gas Oil 500 ppm Sulfur Singapore (US\$/bbl)	<b>135.34</b>	(9.7)	139.89	25.6	92.9	76.20	52.83	120.48	58.1	Daily
Gas Oil - Dubai (US\$/bbl)	<b>32.63</b>	(27.7)	36.34	150.2	495.8	7.34	(4.17)	21.49	192.7	Daily
Gasoline, 92 RON Spot (US\$/bbl)	<b>136.55</b>	(1.0)	126.31	13.4	71.7	76.66	75.97	115.23	50.3	Daily
Gasoline - Dubai (US\$/bbl)	<b>33.84</b>	2.0	22.77	72.7	218.6	7.80	472.22	16.24	108.4	Daily
Fuel Oil 180 Singapore Spot (US\$/bbl)	<b>95.22</b>	(11.3)	101.38	(9.0)	74.0	61.57	60.99	90.04	46.2	Daily
Fuel Oil - Dubai (US\$/bbl)	<b>(7.49)</b>	(402.2)	(2.17)	(82.1)	(73.5)	-7.29	84.36	(8.95)	22.8	Daily
Jet Kerosene - Spot Price (US\$/bbl)	<b>130.58</b>	(10.6)	134.23	23.9	92.1	73.98	60.45	116.59	57.6	Daily
Jet Kerosene - Dubai (US\$/bbl)	<b>27.87</b>	(32.3)	30.69	167.5	789.4	5.12	31.00	17.60	243.7	Daily
SG Dubai Hydrocracking Refinery Margin (US\$/bbl)	<b>30.12</b>	0.0	24.18	164.7	3,053.1	2.00	467.16	13.48	575.1	Daily
<b>Olefins Product Prices and Spread</b>										
Ethylene, FOB Japan Spot (US\$/MT)	<b>1,160</b>	(1.7)	1,266	3.5	25.0	1,010	39.56	1,162	15.1	Tuesday
Ethylene Spread (US\$/MT)	<b>250</b>	(8.6)	347	401.7	(14.5)	361	5.77	267	(26.0)	Daily
Propylene (Olefins), FOB Japan Spot (US\$/MT)	<b>1,135</b>	0.0	1,153	5.1	10.5	1,005	27.27	1,114	10.8	Tuesday
Propylene Spread (US\$/MT)	<b>225</b>	(1.6)	233	9.7	(46.5)	356	(12.55)	219	(38.5)	Daily
Naphtha - Singapore Spot FOB (US\$/MT)	<b>910</b>	0.4	919	4.1	51.4	649	69.72	895	37.9	Daily
<b>Polyolefins Prices and Spread</b>										
Polye HDPE SE Asia (US\$/MT)	<b>1,380</b>	(0.7)	1,412	34.9	(58.5)	1,179	33.19	1,330	12.8	Tuesday
HDPE-Naphtha Spread (US\$/MT)	<b>470</b>	(2.8)	492	326.3	(14.8)	530	5.43	436	(17.9)	Daily
Polye LDPE-Film, CFR SE Asia Spot (US\$/MT)	<b>1,710</b>	(1.2)	1,743	8.2	(46.0)	1,525	51.71	1,653	8.4	Tuesday
LDPE-Naphtha Spread (US\$/MT)	<b>800</b>	(2.9)	824	92.4	(10.4)	876	40.66	759	(13.4)	Daily
PP Film, Spot South East Asia (US\$/MT)	<b>1,360</b>	(1.4)	1,400	7.0	6.2	1,298	35.78	1,338	3.1	Tuesday
PP Spread (US\$/MT)	<b>450</b>	(5.0)	481	(100.0)	(32.4)	649	13.18	443	(31.8)	Daily
<b>MEG Prices and Spread</b>										
MEG, CFR South East Asia (US\$/MT)	<b>640</b>	0.0	657	(4.7)	1.6	679	(88.71)	679	(0.1)	Tuesday
MEG Spread (US\$/MT)	<b>-79</b>	(13.5)	-128	15,144.6	(798.3)	53	120.79	-41	n.m.	Tuesday
<b>Aromatics Product Prices and Spread</b>										
Paraxylene, FOB USG Spot (US\$/MT)	<b>1,400</b>	6.5	1,306	13.7	42.6	894	56.10	1,199	(59.2)	Tuesday
Paraxylene Spread (US\$/MT)	<b>535</b>	23.7	434	30.5	23.4	310	342.73	365	17.5	Tuesday
Paraxylene - 92 RON Spread (US\$/MT)	<b>235</b>	70.5	228	8.7	(20.7)	241	362.24	216	33.3	Daily
Toluene, FOB Korea Spot (US\$/MT)	<b>1,060</b>	1.9	1,048	18.4	43.1	728	111.96	936	(56.0)	Tuesday
Benzene, CFR Japan Spot (US\$/MT)	<b>1,205</b>	1.3	1,181	8.1	21.9	931	87.66	1,120	(65.6)	Tuesday
Benzene Spread (US\$/MT)	<b>410</b>	2.9	366	22.3	(14.4)	352	117.03	321	(8.9)	Daily
Benzene - 92 RON Spread (US\$/MT)	<b>40</b>	210.8	103	(32.6)	(69.7)	277	122.54	137	(50.4)	Daily
Condensate (US\$/MT)	<b>865</b>	(2.0)	872	6.8	54.6	584	61.01	834	42.8	Daily
<b>PTA Prices and Spread</b>										
PTA, CFR South East Asia (US\$/MT)	<b>960</b>	0.5	949	11.7	35.5	705	48.18	882	25.0	Tuesday
PTA Spread (US\$/MT)	<b>22</b>	(70.3)	74	(7.7)	(14.6)	106	15.15	78	(26.0)	Tuesday
<b>PVC Prices and Spread</b>										
PVC, CFR South East Asia (US\$/MT)	<b>1,440</b>	0.0	1,450	4.0	(3.0)	1,445	63.60	1,412	(2.3)	Tuesday
Ethylene Spread (US\$/MT)	<b>1,190</b>	2.0	1,103	(5.3)	1.3	1,084	99.99	1,145	5.6	Tuesday
Ethylene Dichloride CFR Far East Asia (US\$/MT)	<b>685</b>	0.0	695	(17.9)	(1.2)	734	140.72	798	8.8	Tuesday
<b>Metal</b>										
Gold (US\$/Troy Ounce)	<b>1,822</b>	(3.2)	1,914	1.9	5.5	1,799	1.56	1,890	5.0	Daily
LME Copper 3 Month Rolling Forward (US\$/MT)	<b>9,041</b>	(4.9)	9,938	(0.4)	2.6	9,293	49.95	9,965	7.2	Daily
Silver Future (US\$/Troy Ounce)	<b>21</b>	(10.2)	24	(1.0)	(10.4)	25	19.07	24	(4.4)	Daily
China Composite Steel Prices (CNY/MT)	<b>5,322</b>	(1.3)	5,414	3.9	(5.1)	5,473	35.91	5,278	(3.6)	Daily
<b>Agriculture Prices</b>										
Malaysian Crude Palm Oil Spot Price(MYR/MT)	<b>7,078</b>	(5.2)	6,903	12.3	64.1	4,443	59.82	6,389	43.8	Daily
SGX Ribbed Smoked Sheet 3 (RSS3) Futures (US\$/KG.)	<b>212</b>	(0.1)	214	1.6	(4.2)	209	18.21	211	1.3	Daily
Sugar #11 (US\$/LB)	<b>19</b>	0.1	19	6.0	23.9	17	32.04	19	12.3	Daily
<b>Freight Rate</b>										
Baltic Freight Index: BDIY	<b>3,117</b>	25.4	2,369	15.9	(14.5)	2,921	173.99	2,148	(26.5)	Daily
Baltic Supramax Index: BSI58	<b>2,759</b>	1.0	2,647	15.7	14.7	2,424	224.85	2,402	(0.9)	Daily

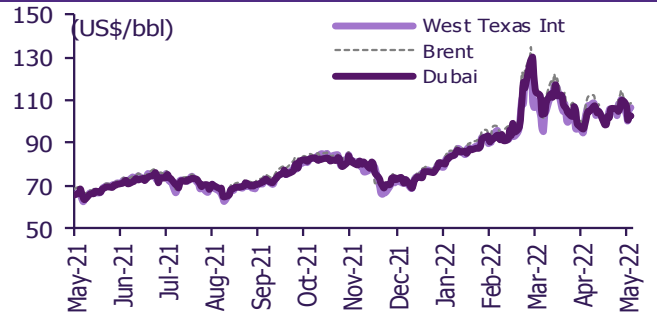
Source: Bloomberg Financial L.P., TQ Professional, BANPU, BOT, SCBS Investment Research

# Commodities daily chart update

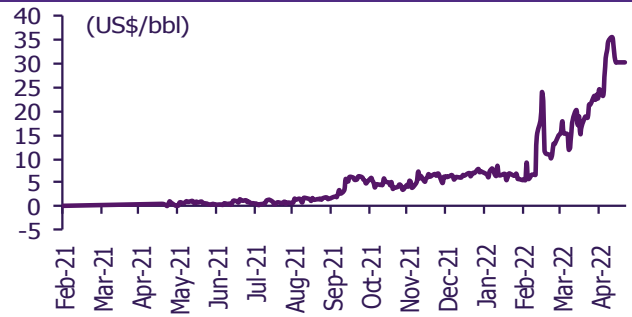
**CRB US Spot All Commodities Price Index**



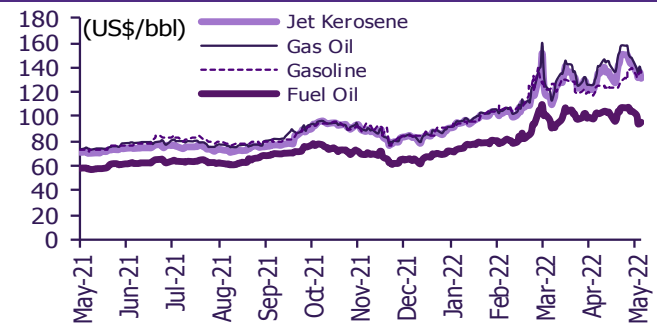
**Crude prices**



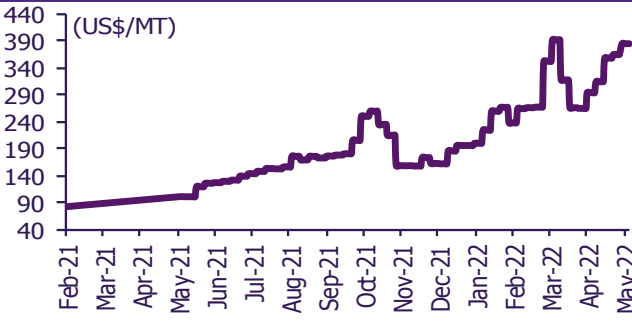
**SG Dubai Hydrocracking Refinery Margin**



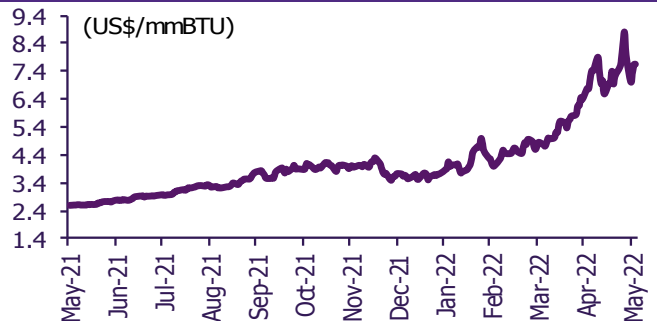
**Oil product prices**



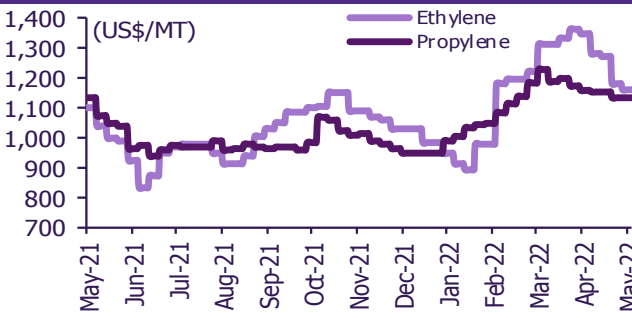
**Coal price (NEX)**



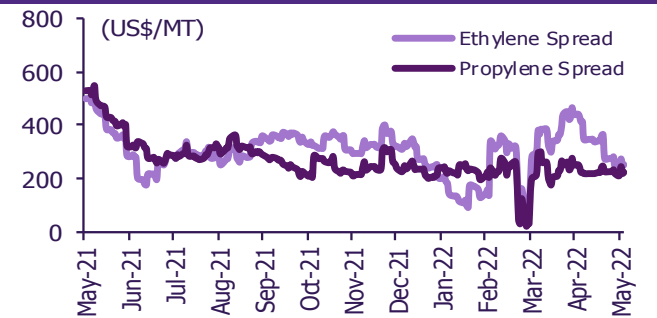
**Natural gas prices (Henry hub)**



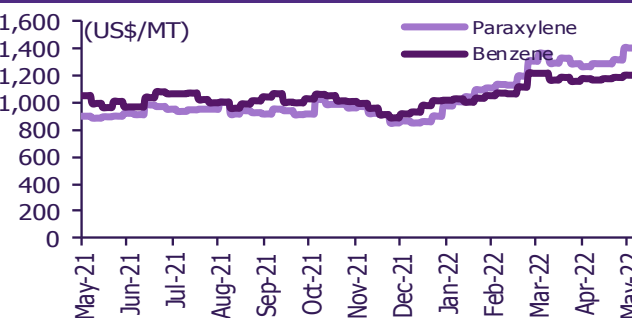
**Olefins prices**



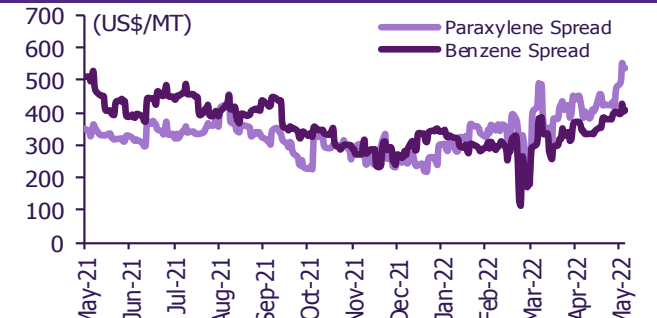
**Olefins spreads**



**Aromatics prices**

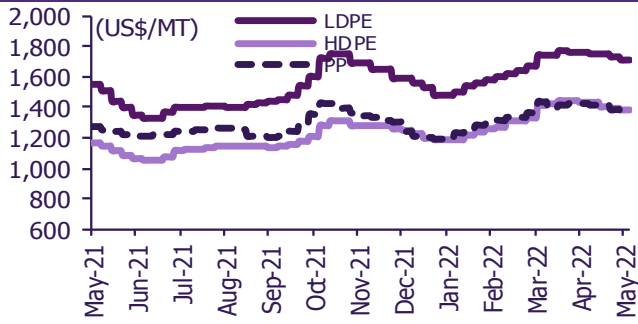


**Aromatics spreads**

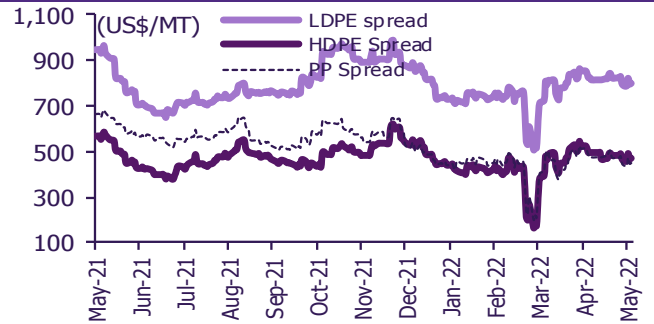


# Commodities daily chart update

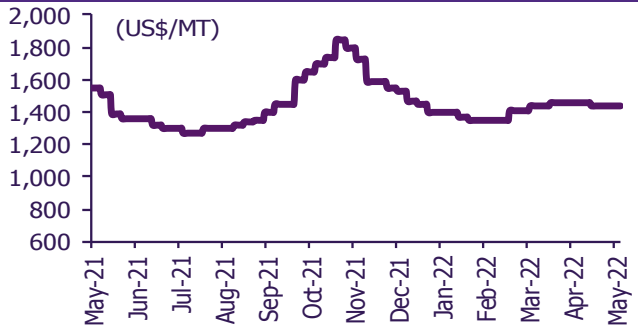
**Polyolefins prices**



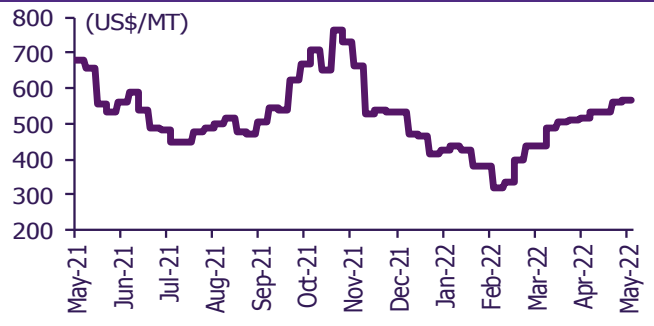
**Polyolefins-Naphtha spreads**



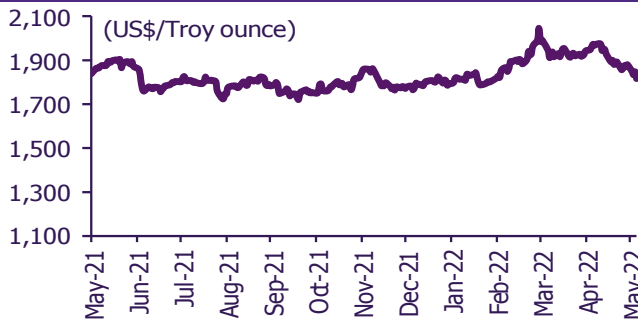
**PVC price**



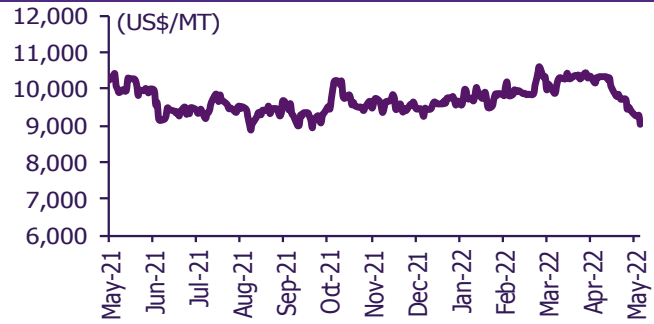
**PVC spread**



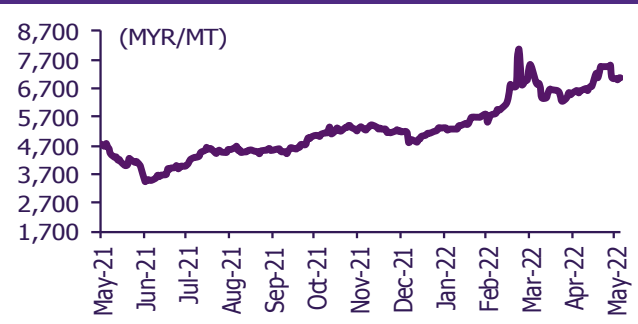
**Gold price**



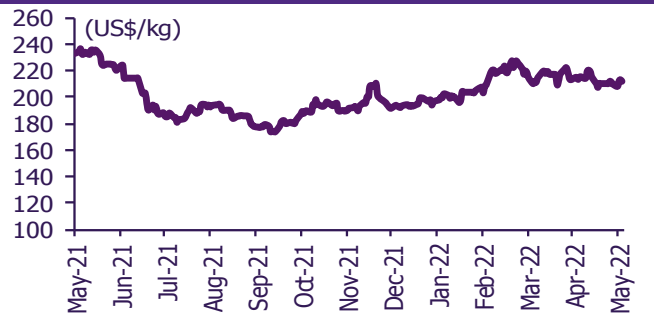
**LME copper price**



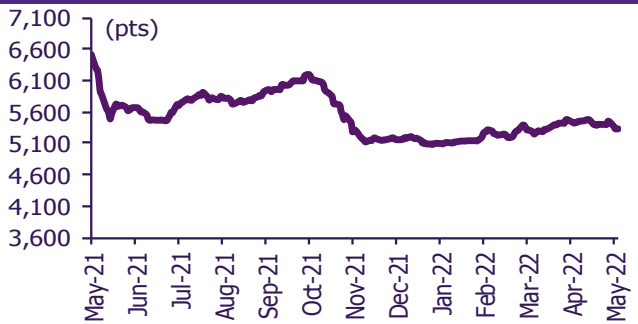
**Malaysian crude palm oil price**



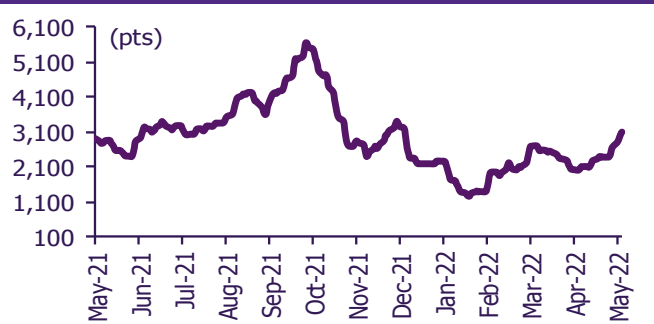
**Rubber price (RSS3) futures**



**Steel price index**



**Baltic freight index**



Source: Bloomberg Financial L.P., TQ Professional, BANPU, BOT, SCBS Investment Research

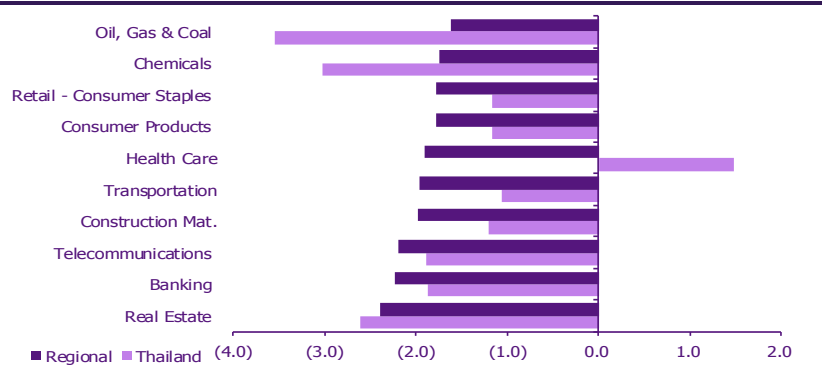
# Market update

## Global market movement

	12-May	Index	Chg (pts)	Performance (%)				PE (x)		EPS gth (%)		PBV (x)		ROE (%)	
				1D	WTD	MTD	YTD	22F	23F	22F	23F	22F	23F	22F	23F
S&P 500		3,930	(5.10)	(0.1)	(4.9)	(4.9)	(17.5)	17.3	15.8	17.4	9.3	3.6	3.3	23.0	28.0
Euro Stoxx 600		424	(3.19)	(0.7)	(5.8)	(5.8)	(13.0)	12.6	11.8	20.4	6.0	1.7	1.6	11.3	11.1
Japan		25,749	(464.92)	(1.8)	(4.1)	(4.1)	(10.6)	14.2	13.6	3.1	4.0	1.5	1.4	10.4	10.5
Hang Seng		19,380	(444.23)	(2.2)	(8.1)	(8.1)	(17.2)	9.8	8.6	(24.8)	13.9	1.0	0.9	11.3	11.3
MSCI Asia x J		629	(14.71)	(2.3)	(8.3)	(8.3)	(20.3)	11.7	10.4	5.1	12.7	1.4	1.3	11.7	11.6
Philippines		6,532	(103.56)	(1.6)	(3.0)	(3.0)	(8.3)	15.4	13.4	25.2	15.1	1.6	1.5	8.7	10.0
Indonesia		6,600	(216.36)	(3.2)	(8.7)	(8.7)	0.3	16.7	15.4	19.4	8.1	0.3	0.2	5.8	6.4
Malaysia		1,539	(17.13)	(1.1)	(3.9)	(3.9)	(1.8)	14.8	13.3	(0.1)	11.2	1.5	1.4	10.3	11.1
Thailand		1,585	(28.82)	(1.8)	(5.0)	(5.0)	(4.4)	16.4	14.9	11.8	10.5	1.6	1.5	8.2	8.8
<b>Asean 4 - simple avg.</b>				<b>(1.9)</b>	<b>(5.1)</b>	<b>(5.1)</b>	<b>(3.6)</b>	<b>15.8</b>	<b>14.2</b>	<b>14.1</b>	<b>11.2</b>	<b>1.2</b>	<b>1.1</b>	<b>8.2</b>	<b>9.1</b>
China		3,055	(3.71)	(0.1)	0.3	0.3	(16.1)	10.2	8.4	21.1	21.6	1.2	1.1	11.1	10.9
India		52,930	(1,158.08)	(2.1)	(7.2)	(7.2)	(9.1)	19.0	16.3	19.4	17.1	2.9	2.5	15.1	15.6
Singapore		3,165	(60.89)	(1.9)	(5.7)	(5.7)	1.3	12.5	10.9	10.3	14.5	1.0	1.0	8.9	9.7
Taiwan		15,617	(389.57)	(2.4)	(5.9)	(5.9)	(14.3)	10.9	11.0	8.3	(1.3)	2.0	1.8	19.7	18.2
Korea		2,550	(42.19)	(1.6)	(5.4)	(5.4)	(14.4)	9.9	8.9	6.9	11.0	1.0	0.9	8.0	13.4
<b>Others</b>				<b>(1.6)</b>	<b>(4.8)</b>	<b>(4.8)</b>	<b>(10.5)</b>	<b>12.5</b>	<b>11.1</b>	<b>13.2</b>	<b>12.6</b>	<b>1.6</b>	<b>1.5</b>	<b>12.6</b>	<b>13.6</b>

## Regional sector movement

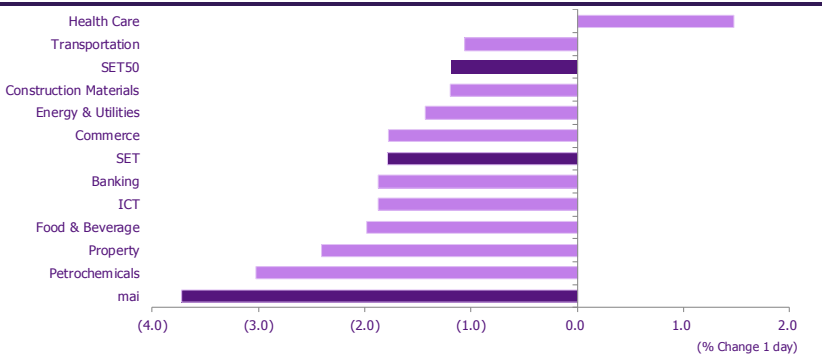
	Price performance (%) *			
	12-May	WoW	MoM	YTD
Banking	(2.22)	(5.62)	(9.33)	(8.96)
Chemicals	(1.74)	(4.44)	(10.76)	(9.98)
Construction Mat.	(1.98)	(5.39)	(9.94)	(6.72)
Consumer Products	(1.77)	(4.04)	(6.16)	(9.22)
Health Care	(1.90)	(4.68)	(9.08)	(13.00)
Oil, Gas & Coal	(1.62)	(3.75)	(5.51)	(2.94)
Real Estate	(2.39)	(4.92)	(8.43)	(14.95)
Retail - Consumer Staples	(1.77)	(4.04)	(6.16)	(9.22)
Telecommunications	(2.20)	(4.46)	(9.44)	(10.58)
Transportation	(1.95)	(4.54)	(6.45)	(6.07)



\* Regional sector price performances (%) are based on US\$ and Thai sector price performances (%) are based on baht

## Thailand sector movement

	Price performance (%)			
	12-May	WoW	MTD	YTD
Banking	(1.87)	(2.92)	(4.26)	(11.42)
Commerce	(1.78)	(4.39)	(5.12)	(0.91)
Construction Materials	(1.20)	(3.59)	(4.06)	(8.57)
Energy & Utilities	(1.43)	(3.58)	(3.84)	(3.11)
Food & Beverage	(1.98)	(3.43)	(5.55)	(5.77)
Health Care	1.48	1.24	(2.17)	10.09
ICT	(1.88)	(2.08)	(5.23)	7.52
Petrochemicals	(3.03)	(5.51)	(5.94)	(10.35)
Property	(2.41)	(4.42)	(5.28)	(2.10)
Transportation	(1.06)	(2.56)	(2.48)	2.07
SET	(1.79)	(3.58)	(4.97)	(4.41)
SET50	(1.18)	(2.73)	(3.38)	(4.08)
MAI	(3.73)	(7.14)	(12.26)	0.96



## 10 Most active stocks by value

Stock	Price (Bt)	Value (Btmn)	Chg (%)
JMT	68.50	3,934.70	(5.84)
PTTGC	44.75	3,861.55	(6.77)
KBANK	142.50	2,574.47	(2.06)
PTT	36.50	2,497.92	(0.68)
CPALL	63.50	2,318.51	0.00
SCB	109.00	2,188.06	(3.11)
CRC	36.75	1,988.49	(5.16)
ADVANC	216.00	1,951.16	0.93
PTTEP	149.50	1,942.77	(2.29)
BDMS	26.00	1,806.70	4.00

## Top 10 gainers

Stock	Price (Bt)	Value (Btmn)	Chg (%)
CPH	4.80	7.00	29.73
SMK	13.20	26.00	29.41
JCT	91.50	0.01	16.93
TKT	2.28	198.99	10.68
JUTHA	1.34	139.39	9.84
SNC	22.10	490.77	9.41
BRR	5.80	22.98	8.41
SHREIT	2.62	0.13	7.38
EGCO	171.50	1,444.79	6.52
CGD	0.44	24.83	4.76

## Top 10 losers

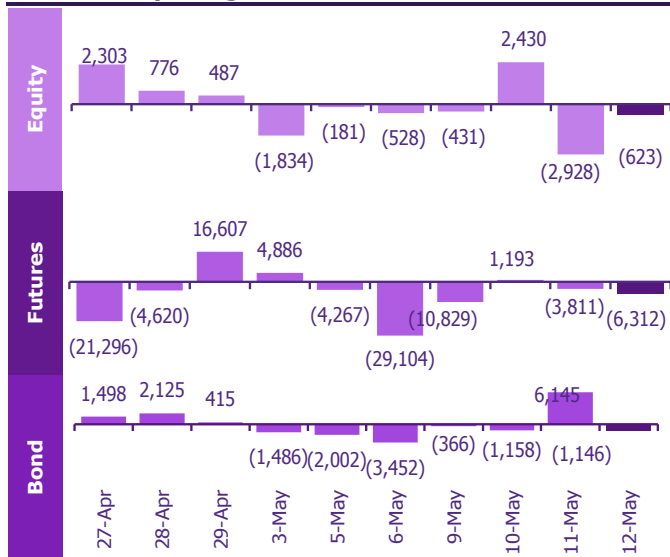
Stock	Price (Bt)	Value (Btmn)	Chg (%)
AQ	0.02	1.12	(33.33)
SF	8.95	0.91	(20.09)
TSR	3.72	78.80	(18.06)
CMAN	2.02	242.52	(17.21)
MSC	8.60	50.59	(16.50)
GIFT	5.40	2.66	(15.62)
ICHI	8.70	567.13	(15.53)
TPCS	24.50	1.57	(15.52)
VPO	1.78	98.02	(12.75)
PPPM	0.30	8.66	(11.76)

## Fund flow monitor

### Regional foreign fund flows to equity

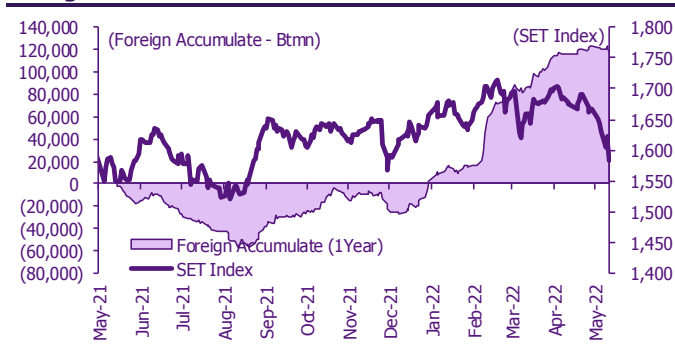
(US\$ Mn)	Thailand	Indonesia	Philippines	Malaysia	Vietnam	India	Taiwan	South Korea	Japan
<b>Daily</b>									
12-May-22	(18)	(49)	(24)		(5)		(339)	(269)	
11-May-22	(85)	(21)	(8)	(1)	(4)	(389)	(523)	(235)	
10-May-22	70	(220)	(21)	41	31	(449)	18	(208)	
9-May-22	(12)	(178)		3	25	(374)	(734)	(160)	
6-May-22	(15)		(16)	(51)	(3)	(602)	(843)	(425)	622
<b>Weekly</b>									
<b>WTD</b>	<b>(45)</b>	<b>(469)</b>	<b>(54)</b>	<b>44</b>	<b>48</b>	<b>(1,212)</b>	<b>(1,578)</b>	<b>(871)</b>	<b>622</b>
29-Apr-22	102	1,759	(28)	30	35	(883)	(2,872)	(1,682)	3,850
22-Apr-22	98	373	(16)	57	113	(2,087)	(855)	(254)	4,631
15-Apr-22	10	270	(24)	(14)	48	(668)	(1,984)	(1,168)	3,214
8-Apr-22	55	292	(18)	74	(44)	(178)	(2,993)	(1,772)	13,474
<b>Monthly</b>									
<b>MTD</b>	<b>(119)</b>	<b>(469)</b>	<b>(123)</b>	<b>(40)</b>	<b>45</b>	<b>(2,219)</b>	<b>(2,119)</b>	<b>(1,327)</b>	<b>622</b>
Apr-22	321	2,783	(99)	193	170	(3,816)	(9,102)	(4,963)	29,604
Mar-22	1,006	584	(204)	783	(174)	(3,693)	(9,428)	(3,640)	(15,202)
Feb-22	1,931	1,220	141	679	(16)	(5,018)	(5,922)	418	(8,050)
<b>YTD</b>	<b>3,572</b>	<b>4,543</b>	<b>(341)</b>	<b>1,694</b>	<b>(107)</b>	<b>(19,563)</b>	<b>(28,521)</b>	<b>(12,787)</b>	<b>12,743</b>

### Thailand daily foreign net flows

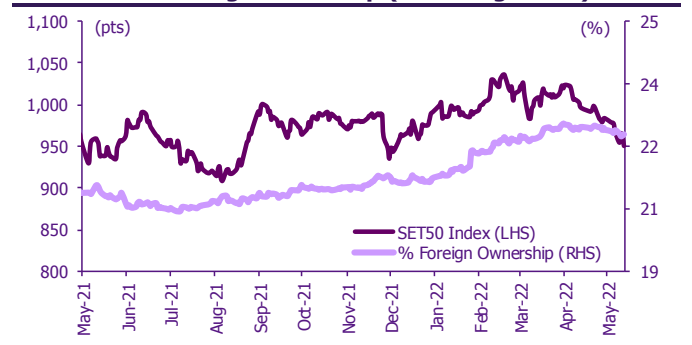


	Equity (Btmn)	SET50 futures (Contract)	Bond (Btmn)*	Bond (Btmn)
<b>Daily</b>				
12-May-22	(623)	(6,312)	(1,193)	(1,146)
<b>Weekly</b>				
<b>WTD</b>	<b>(1,551)</b>	<b>(19,759)</b>	<b>(3,750)</b>	<b>3,475</b>
6-May-22	(2,543)	(28,485)	(5,500)	(6,940)
29-Apr-22	3,494	5,847	1,144	2,203
22-Apr-22	3,292	(41,828)	(8,269)	(4,156)
12-Apr-22	347	(1,186)	(237)	(3,510)
<b>Monthly</b>				
<b>MTD</b>	<b>(4,094)</b>	<b>(48,244)</b>	<b>(9,250)</b>	<b>(3,466)</b>
Apr-22	10,869	(66,776)	(13,291)	7,617
Mar-22	33,530	39,723	8,382	(66,967)
Feb-22	62,975	608	(181)	71,853
<b>Quarterly</b>				
<b>QTD</b>	<b>6,775</b>	<b>(115,020)</b>	<b>(22,541)</b>	<b>4,152</b>
1Q22	110,864	30,899	6,488	85,559
4Q21	28,128	44,270	8,986	110,523
3Q21	(443)	6,232	1,282	21,383
2Q21	(46,593)	(7,583)	(994)	76,603
<b>YTD</b>				
2021	<b>117,639</b>	<b>(84,121)</b>	<b>(16,053)</b>	<b>89,710</b>
2020	(48,578)	27,284	6,522	212,522
2020	(264,386)	(9,536)	(2,371)	(35,245)

### Foreign net flow and SET movement



### SET50 and its foreign ownership (excluding NVDR)



### Foreign buy/sell activity monitor

#### Most foreign holding value change

	Fgn hid (%)	Δ Fgn (M.shares)	Buy* (Btmn)
BDMS	21.61	6.57	171
KTB	10.65	7.72	114
KBANK	42.62	0.70	100
ADVANC	35.95	0.39	85
TISCO	46.56	0.91	81
SYNEX	42.05	3.42	74
MEGA	12.94	1.34	64
INTUCH	31.66	0.73	52
CPN	23.28	0.76	47
TOP	15.70	0.72	40

#### Top-5 NVDR net buy/sell

	Buy* (Btmn)	Sell* (Btmn)
JMT	633	(1,522)
BDMS	342	(281)
PTTEP	342	(216)
TOP	252	(204)
GULF	251	(189)
EGCO	204	(180)
KBANK	192	(179)
PSL	190	(152)
EA	188	(120)
BBL	182	(113)

\* SCBS Investment Research estimates



## Short sales

	Volume (Shares)	Turnover (Bt)	Average price (Bt)	Last price 12-May-22	Gap between last close and short	Short sale volume comparing with main board
SPI	400	24,800	62.00	62.00	0.00	66.67
METCO	3,700	887,800	239.95	240.00	(0.02)	31.62
NDX01	168,470	1,827,909	10.85	0.11	9840.92	29.64
JR	409,800	2,826,185	6.90	6.85	0.68	24.64
SPALI-R	1,387,700	28,561,830	20.58	20.60	(0.09)	24.62
DELTA-R	494,900	163,647,200	330.67	325.00	1.74	22.81
TOA	291,500	7,611,050	26.11	25.75	1.40	21.88
KTC-R	1,168,000	67,386,025	57.69	58.00	(0.53)	20.27
BAFS	353,700	9,489,500	26.83	26.50	1.24	20.03
KYE	700	254,200	363.14	363.00	0.04	20.00
STANLY	10,300	1,719,750	166.97	166.00	0.58	18.63
PSH	369,300	4,713,100	12.76	12.90	(1.07)	18.55
ACE	2,826,700	7,860,696	2.78	2.76	0.76	17.77
LH-R	6,945,400	60,248,405	8.67	8.70	(0.29)	17.69
PTT	11,904,100	435,969,975	36.62	36.50	0.34	17.41
TTB	52,153,300	67,552,910	1.30	1.27	1.99	17.35
AUCT	377,800	3,203,890	8.48	8.35	1.56	17.29
SIRI	17,311,800	18,445,447	1.07	1.06	0.52	17.11
SCCC	18,800	2,784,900	148.13	150.00	(1.24)	16.41
HANA-R	2,479,200	110,052,900	44.39	44.00	0.89	16.40
SCGP-R	1,564,500	82,676,075	52.85	53.00	(0.29)	16.37
CPALL-R	6,016,700	377,104,350	62.68	63.50	(1.30)	16.32
MINT-R	3,030,900	99,517,450	32.83	32.50	1.03	15.89
WHA-R	6,692,300	20,235,562	3.02	3.04	(0.54)	15.46
PTTGC-R	13,038,300	588,654,625	45.15	44.75	0.89	15.28
IVL-R	4,930,400	217,409,900	44.10	44.25	(0.35)	15.04
VIBHA-R	1,626,300	3,910,644	2.40	2.42	(0.64)	15.02
BCP	1,194,100	40,552,925	33.96	33.75	0.63	14.71
STA-R	2,079,900	46,793,360	22.50	22.60	(0.45)	14.69
GPSC-R	1,313,400	79,952,075	60.87	60.50	0.62	14.67
BDMS	10,312,800	262,630,725	25.47	26.00	(2.05)	14.56
AOT-R	3,937,700	260,709,600	66.21	66.00	0.32	14.48
BLAND	1,634,900	1,568,274	0.96	0.95	0.97	14.45
LHFG	1,722,600	2,145,893	1.25	1.23	1.28	14.33
MTC-R	4,770,700	196,181,475	41.12	40.50	1.54	13.78
QH	5,456,400	11,894,952	2.18	2.16	0.93	13.69
EPG	1,337,600	13,117,120	9.81	9.65	1.62	13.38
TPIPL	2,286,800	3,299,172	1.44	1.42	1.60	13.16
KEX	553,100	10,705,220	19.35	18.90	2.41	12.71
SCGP	1,199,700	63,362,925	52.82	53.00	(0.35)	12.55
DTAC	747,500	31,886,425	42.66	42.25	0.96	12.51
STGT-R	2,070,700	38,869,480	18.77	18.70	0.38	12.48
SUPER	20,454,000	17,235,141	0.84	0.83	1.52	12.48
WHA	5,333,400	16,135,100	3.03	3.04	(0.48)	12.32
MEGA-R	331,700	15,893,975	47.92	48.25	(0.69)	12.20
INTUCH-R	635,900	45,181,575	71.05	71.00	0.07	12.17
AMATAV	16,900	123,705	7.32	7.15	2.38	12.05
TAE	36,600	73,200	2.00	2.00	0.00	12.00
BA	360,400	3,675,820	10.20	10.10	0.98	11.95
EPG-R	1,183,400	11,598,990	9.80	9.65	1.57	11.84
TIDLOR-R	2,002,300	68,502,950	34.21	34.25	(0.11)	11.67
PM	75,000	672,640	8.97	8.95	0.21	11.65
GULF	3,615,300	164,911,075	45.61	45.75	(0.30)	11.63
CPALL	4,260,400	267,122,325	62.70	63.50	(1.26)	11.56
BEC-R	1,137,900	17,038,080	14.97	14.80	1.17	11.52
CRC-R	6,312,200	228,718,025	36.23	36.75	(1.40)	11.49
HMPRO-R	5,549,600	80,474,630	14.50	14.50	0.01	11.49
TCAP	625,000	24,058,025	38.49	38.50	(0.02)	11.45
SGP-R	463,000	5,258,270	11.36	11.20	1.40	11.34
KCE-R	1,264,500	77,657,325	61.41	61.25	0.27	11.19
BOL	100,700	1,042,880	10.36	10.40	(0.42)	11.13
PTTEP-R	1,426,400	213,851,150	149.92	149.50	0.28	11.04
SSP	493,900	4,713,995	9.54	9.35	2.08	10.96
SCC-R	365,600	131,848,100	360.63	360.00	0.18	10.94
SAWAD	1,440,900	69,886,225	48.50	47.75	1.57	10.92
IRPC-R	27,913,600	87,466,720	3.13	3.08	1.74	10.80
JMART-R	1,654,600	87,299,575	52.76	51.25	2.95	10.73
BBL	868,000	110,220,500	126.98	126.00	0.78	10.60
OR	4,768,300	125,106,625	26.24	26.00	0.91	10.56
CPN-R	1,500,700	92,994,375	61.97	61.75	0.35	10.52
TOA-R	139,300	3,651,375	26.21	25.75	1.80	10.46
KKP-R	837,000	59,358,425	70.92	70.25	0.95	10.44
EASTW-R	550,800	3,583,320	6.51	6.35	2.45	10.40
BH-R	358,400	59,159,400	165.07	166.00	(0.56)	10.39
M-R	155,600	7,928,150	50.95	51.75	(1.54)	10.35
SAWAD-R	1,362,500	65,908,025	48.37	47.75	1.30	10.32
ADVANC	927,400	199,582,100	215.21	216.00	(0.37)	10.26
S	884,300	1,660,417	1.88	1.83	2.60	10.17
CK-R	946,600	17,308,430	18.28	18.50	(1.16)	10.08
GLOBAL-R	814,500	17,162,460	21.07	21.00	0.34	10.07
CPF-R	1,790,400	42,161,810	23.55	23.60	(0.22)	10.01
MINT	1,896,200	62,065,075	32.73	32.50	0.71	9.94
PTL-R	169,500	3,983,260	23.50	23.30	0.86	9.79
UTP-R	75,400	1,182,290	15.68	15.60	0.51	9.70
MAJOR-R	293,100	5,937,060	20.26	20.10	0.78	9.63
IRPC	24,372,700	76,514,984	3.14	3.08	1.93	9.43
KSL	691,800	2,388,826	3.45	3.46	(0.20)	9.39
GLOBAL	754,800	15,899,810	21.06	21.00	0.31	9.33
BCH-R	1,744,500	33,578,580	19.25	19.00	1.31	9.24
GUNKUL-R	13,822,100	68,175,116	4.93	4.86	1.49	9.24

	Volume (Shares)	Turnover (Bt)	Average price (Bt)	Last price 12-May-22	Gap between last close and short	Short sale volume comparing with main board
ANAN	821,000	937,061	1.14	1.13	1.01	9.10
BJC	562,100	20,078,575	35.72	35.50	0.62	9.09
STGT	1,496,400	28,272,210	18.89	18.70	1.03	9.02
KTB	5,582,100	82,702,510	14.82	14.80	0.11	9.00
PRM-R	239,500	1,329,225	5.55	5.60	(0.89)	8.93
MBK-R	191,200	2,431,840	12.72	12.60	0.94	8.91
CPF	1,592,500	37,503,760	23.55	23.60	(0.21)	8.90
SAT-R	156,900	2,795,920	17.82	17.60	1.25	8.76
PTG-R	1,646,100	22,806,650	13.85	13.90	(0.32)	8.70
SPALI	488,400	10,092,600	20.66	20.60	0.31	8.66
TTA-R	2,824,800	27,439,970	9.71	9.50	2.25	8.60
BEAUTY	778,200	1,028,322	1.32	1.31	0.87	8.57
BH	290,800	47,959,650	164.92	166.00	(0.65)	8.43
TRUE	8,061,800	35,055,872	4.35	4.26	2.07	8.43
EA-R	1,509,200	123,233,650	81.65	80.75	1.12	8.31
BANPU	11,863,200	137,702,780	11.61	11.50	0.94	8.24
CENTEL-R	579,900	23,685,775	40.84	40.75	0.23	8.24
SC	492,100	1,624,274	3.30	3.28	0.63	8.22
AH	120,200	2,541,210	21.14	20.90	1.16	8.21
AWC-R	5,168,900	24,607,858	4.76	4.70	1.29	8.18
AWC	5,128,000	24,601,384	4.80	4.70	2.07	8.12
KTB-R	4,985,100	73,859,880	14.82	14.80	0.11	8.04
AOT	2,171,200	143,859,100	66.26	66.00	0.39	7.98
STEC-R	583,700	7,302,240	12.51	12.40	0.89	7.97
TFG-R	1,101,700	4,742,456	4.30	4.34	(0.81)	7.96
TPIPP	488,500	1,737,252	3.56	3.56	(0.10)	7.96
GGC	56,500	780,340	13.81	13.90	(0.64)	7.87
ITD-R	1,351,500	2,442,172	1.81	1.79	0.95	7.86
VIBHA	848,100	2,045,804	2.41	2.42	(0.32)	7.83
TIDLOR	1,336,800	46,186,750	34.55	34.25	0.88	7.79
GPSC	695,600	42,298,325	60.81	60.50	0.51	7.77
EGATIF	95,600	845,210	8.84	8.85	(0.10)	7.72
ONEE-R	334,400	3,744,080	11.20	11.10	0.87	7.68
TISCO-R	521,700	46,864,000	89.83	89.75	0.09	7.68
STARK-R	2,315,700	10,552,178	4.56	4.56	(0.07)	7.66
BTS-R	3,234,100	28,281,510	8.74	8.75	(0.06)	7.64
U-R	3,372,900	4,767,466	1.41	1.37	3.17	7.58
JMT-R	4,339,900	298,247,575	68.72	68.50	0.32	7.58
DCC-R	3,041,100	8,671,116	2.85	2.84	0.40	7.52
SCC	250,800	90,340,100	360.21	360.00	0.06	7.51
IVL	2,458,500	107,550,200	43.75	44.25	(1.14)	7.50
BLA-R	777,900	31,616,325	40.64	40.75	(0.26)	7.49
TU-R	2,671,900	43,790,790	16.39	16.40	(0.06)	7.42
TTW	258,700	2,819,830	10.90	10.90	0.00	7.32
MORE-R	1,665,400	2,749,111	1.65	1.65	0.04	7.31
ITD	1,248,600	2,260,530	1.81	1.79	1.14	7.27
WHAUP	484,700	1,891,078	3.90	3.86	1.08	7.24
MEGA	196,000	9,403,200	47.98	48.25	(0.57)	7.21
EA	1,305,700	106,603,125	81.64	80.75	1.11	7.19
PTT-R	4,872,400	177,598,800	36.45	36.50	(0.14)	7.13
SPRC-R	3,263,000	35,253,350	10.80	10.80	0.04	7.09
TOP-R	1,927,100	106,965,650	55.51	55.00	0.92	7.07
WHAUP-R	472,000	1,843,630	3.91	3.86	1.19	7.06
TASCO	565,500	8,989,460	15.90	16.00	(0.65)	7.02
BEM	2,969,800	24,388,395	8.21	8.15	0.76	6.93
BYD	1,324,300	10,491,460	7.92	7.70	2.89	6.84
TCAP-R	373,000	14,361,675	38.50	38.50	0.01	6.83
CHG-R	3,267,800	11,870,346	3.63	3.62	0.35	6.82
ASK	102,200	3,943,450	38.59	38.00	1.54	6.77
CBG-R	340,700	34,588,000	101.52	100.50	1.02	6.66
KBANK	1,192,400	170,823,200	143.26	142.50	0.53	6.62
SCB	1,318,800	144,669,650	109.70	109.00	0.64	6.61
TPIPP-R	405,600	1,435,776	3.54	3.56	(0.57)	6.61
KKP	523,300	37,048,700	70.80	70.25	0.78	6.53
KBANK-R	1,174,300	168,151,100	143.19	142.50	0.49	6.52
TTB-R	19,514,100	25,178,660	1.29	1.27	1.60	6.49
PLAT	336,100	1,037,414	3.09	3.12	(1.07)	6.49
AP-R	1,169,000	12,428,110	10.63	10.60	0.30	6.46
TPIPL-R	1,121,400	1,606,848	1.43	1.42	0.91	6.45
AP	1,167,600	12,424,150	10.64	10.60	0.38	6.45
ILM-R	27,400	507,860	18.54	18.20	1.84	6.37
CPN	899,900	56,019,975	62.25	61.75	0.81	6.31
OSP-R	1,167,300	38,194,175	32.72	33.00	(0.85)	6.30
LH	2,470,900	21,431,120	8.67	8.70	(0.31)	6.29
GULF-R	1,953,300	89,000,125	45.56	45.75	(0.41)	6.29
BCH	1,181,100	22,702,670	19.22	19.00	1.17	6.26
SIRI-R	6,217,300	6,623,600	1.07	1.06	0.50	6.15
RBF-R	335,000	4,981,140	14.87	14.60	1.84	6.13
QH-R	2,433,000	5,303,940	2.18	2.16	0.93	6.11
TU	2,197,300	36,227,060	16.49	16.40	0.53	6.10
KCE	687,000	42,059,800	61.22	61.25	(0.05)	6.08
BCPG	653,900	7,621,020	11.65	11.60	0.47	6.03
KTC	346,700	20,042,875	57.81	58.00	(0.33)	6.02

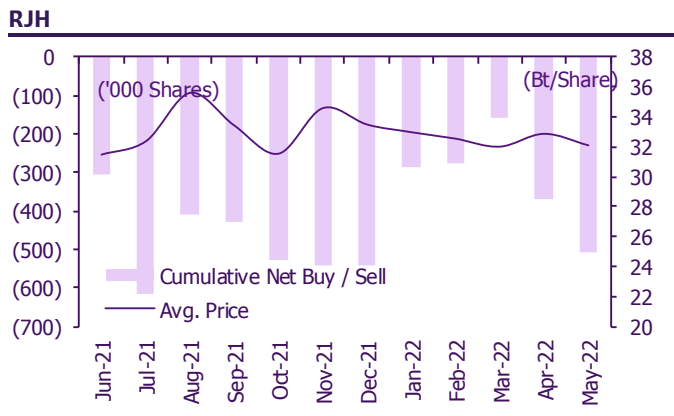
Source: SET, SCBS Investment Research

## Director trade

### 1. Director trade as reported on May 12, 2022.

Company	Name of Director	Product	Transaction date	Amount (Shares)	Average Price (Bt)	Amount (Bt)	Buy/Sell
AIMCG	Mr. TANADECH OPASAYANONT	Units	11-05-22	50,000	5.20	260,000	Purchase
AMR	Mr. MARUT SIRIKO	Common Share	12-05-22	5,400	5.15	27,810	Purchase
CAZ	Mr. PRASERT TREEVEERANUWAT	Common Share	11-05-22	50,000	7.35	367,500	Sale
CAZ	Mr. PRASERT TREEVEERANUWAT	Common Share	11-05-22	50,000	7.20	360,000	Sale
CAZ	Mr. PRASERT TREEVEERANUWAT	Common Share	11-05-22	50,000	7.25	362,500	Sale
CAZ	Mr. PRASERT TREEVEERANUWAT	Common Share	11-05-22	100,000	7.15	715,000	Sale
FN	Miss NISANEE SONGWATANA	Common Share	10-05-22	119,800	2.75	329,450	Sale
FN	Miss NISANEE SONGWATANA	Common Share	11-05-22	254,500	2.76	702,420	Sale
NUSA	Mr. VISANU THEPCHAROEN	Common Share	10-05-22	500,000,000	1.20	600,000,000	Transfer
NV	Mr. NAVAPHOL CHANJUTHAMARD	Common Share	12-05-22	700,000	4.47	3,129,000	Purchase
NV	Mrs. YUPHIN CHANJUTHAMARD	Common Share	12-05-22	700,000	4.47	3,129,000	Purchase
PROUD	Mr. PUMIPAT SINACHAROEN	Common Share	10-05-22	79,700	1.47	117,159	Purchase
PROUD	Mr. PUMIPAT SINACHAROEN	Common Share	11-05-22	101,800	1.50	152,700	Purchase
RJH	Mr. CHAROONSAK SRIPOCHSOMBOON	Common Share	11-05-22	112,000	32.00	3,584,000	Sale
RJH	Mr. CHAROONSAK SRIPOCHSOMBOON	Common Share	11-05-22	30,000	32.25	967,500	Sale
RPH	Mr. SARAN SUPAKSARAN	Common Share	11-05-22	25,000	6.87	171,750	Purchase
SABUY	Mr. SARAN SUPAKSARAN	Warrant	11-05-22	17,100	22.70	388,170	Sale
SABUY	Mr. SARAN SUPAKSARAN	Common Share	11-05-22	1,100	25.75	28,325	Purchase
SABUY	Mr. SARAN SUPAKSARAN	Common Share	11-05-22	16,000	25.58	409,280	Purchase
STC	Mr. SURASIT CHAITRAKULTHONG	Common Share	11-05-22	60,000	0.83	49,800	Sale
SUPER	Mr. JORMSUP LOCHAYA	Common Share	10-05-22	4,777,900	0.79	3,774,541	Purchase
SYNEX	Miss SUTIDA MONGKOLSUTHREE	Common Share	09-05-22	30,000	22.40	672,000	Purchase
SYNEX	Miss SUTIDA MONGKOLSUTHREE	Common Share	09-05-22	20,000	22.50	450,000	Purchase
TAPAC	Mr. Naruhisa Abe	Common Share	09-05-22	130,000	2.64	343,200	Purchase
TAPAC	Mr. Naruhisa Abe	Common Share	10-05-22	120,000	2.65	318,000	Purchase
TAPAC	Mr. Naruhisa Abe	Common Share	11-05-22	25,000	2.66	66,500	Purchase
TTI	Mr. KUMJORN CHUENCHOCHIT	Common Share	11-05-22	1,400	26.25	36,750	Purchase
Total						Purchase	13,086,015
						Sale	7,826,340
						Net	<u>5,259,675</u>

### 2. 12-month cumulative net buy/sell for SCBS-covered stocks with activity as of last close



## Corporate calendar

May				
Monday	Tuesday	Wednesday	Thursday	Friday
9	10	11	12	13
<b>XD</b> A5 Bt0.01 AMR Bt0.08 ASEFA Bt0.22 CCP Bt0.013 CRC Bt0.3 CSR Bt0.75 CSS Bt0.1 EASTW Bt0.24 FE Bt5.5 INET Bt0.042 JUBILE Bt0.37 KAMART Bt0.06 LEO Bt0.18 MILL Bt0.01 MILL 10 : 1 XD(ST) MOONG Bt0.21 NOBLE Bt0.08 ONEE Bt0.069 ORI Bt0.42 PB Bt1.06 PROEN Bt0.0577 RJH Bt1 SECURE Bt0.18 SITHAI Bt0.03 SK Bt0.025 SPC Bt1 SSSC Bt0.23 TC Bt0.15 TOPP Bt4.05 TPAC Bt0.141 <b>XR</b> GEL 3 : 1 @Bt0.23 KOOL 1 : 1.5 @Bt0.50 <b>XW</b> GEL 2 : 1 PROEN 2 : 1 <b>PD</b> AIT Bt0.3 APCO Bt0.1234 AS Bt0.3 CBG Bt1 CPW Bt0.08 KCE Bt1 KWC Bt9.5 NVD Bt0.013889 NVD 8 : 1 XD(ST) SKR Bt0.12 TMD Bt1.6 <b>Share listing</b> JCK 3,273,322 Shares JCKH 3,448,275 Shares LIT 29,532 Shares POLAR 17,029,903,440 Shares VL 51,741,502 Shares	<b>XD</b> ALLA Bt0.05 AMARIN Bt0.19 AP Bt0.5 APCS Bt0.06 ARROW Bt0.35 BAY Bt0.45 BCH Bt1 BGC Bt0.12 BLA Bt0.56 BRR Bt0.07 FNS Bt0.5 ILINK Bt0.38 JVD Bt0.25 M Bt0.8 PIN Bt0.15 PPM Bt0.033 STI Bt0.0694444444 STI 0.8 : 1 XD(ST) TKC Bt0.3 VIBHA Bt0.05 <b>XW</b> SA 100 : 35 <b>PD</b> BH Bt2.05 BH-P Bt2.05 CIMBT Bt0.01 DDD Bt0.35 FTE Bt0.00556 FTE 10 : 1 XD(ST) GBX Bt0.11 GCAP Bt0.1 PATO Bt0.82 <b>Company name change</b> JKN to "JKN Global Group PCL" JSP to "Sena J Property PCL" <b>Symbol change</b> JSP to "SENAJ" <b>Share listing</b> COM7 1,199,998,265 Shares GC 39,999,864 Shares GLOBAL 200,065,584 Shares TRU 266,000 Shares	<b>XD</b> AKR Bt0.03 AMC Bt0.34 PERM Bt0.12 PF Bt0.01555871128 PF 20 : 1 XD(ST) PG Bt0.1 SENA Bt0.211477 SIAM Bt0.01 SMIT Bt0.22 SYNTEC Bt0.03 TRU Bt0.1 <b>PD</b> ACE Bt0.02 AMATA Bt0.3 BJCHI Bt0.05 RBF Bt0.15 SQ Bt0.08 TQR Bt0.153 TTB Bt0.038 WINMED Bt0.065 <b>Company name change</b> FNS to "FNS Holding PCL" <b>Share listing</b> ALL 29,629,628 Shares PLANB 84,000,000 Shares SO 74,391,646 Shares	<b>XD</b> AEONTS Bt2.65 NEW Bt0.35 WP Bt0.15 <b>XW</b> ITTEL 5 : 1 <b>PD</b> BBL Bt2.5 BGRIM Bt0.27 EP Bt0.25 LHSC Bt0.05 MTI Bt5.2 SAMTEL Bt0.05 SPALI Bt0.75 TPIPP Bt0.13 TQM Bt0.5 XO Bt0.41 <b>Share listing</b> AQ 8,354,426,537 Shares BIZ 200,278,785 Shares NVD 172,574,237 Shares SC 631,666 Shares TKS 46,221,972 Shares	<b>XD</b> DCC Bt0.055 <b>XW</b> SENAJ 4 : 1 TH 4 : 1 <b>PD</b> 3K-BAT Bt0.25 COMAN Bt0.0877 CSC Bt1.8 CSC-P Bt3.3 DRT Bt0.24 ECL Bt0.08 HARN Bt0.1 IFS Bt0.158 LALIN Bt0.335 PMTA Bt0.5 SIS Bt1.2 TFG Bt0.04 TTA Bt0.22 TVO Bt0.9 WICE Bt0.23 WINNER Bt0.12 <b>Share listing</b> AWC 380,800 Shares



May				
Monday 16	Tuesday 17	Wednesday 18	Thursday 19	Friday 20
<b>Substitution for Wisakha Bucha Day</b>	<b>XD</b> DIF Bt0.26 INETREIT Bt0.2332 POPF Bt0.2544 PPF Bt0.1715 SIRIP Bt0.05 <b>PD</b> ADB Bt0.05 AHC Bt0.6034 ALUCON Bt10 ASP Bt0.2 AYUD Bt0.77 BFIT Bt0.82 CPN Bt0.6 DCON Bt0.011 ENGY Bt0.08 FSS Bt0.1 HANA Bt1 III Bt0.3 LANNA Bt1 MTC Bt0.37 NCH Bt0.08 NSL Bt0.25 PDJ Bt0.1 PM Bt0.3 PT Bt0.41 SFT Bt0.1015 SGP Bt0.8 SPCG Bt0.55 SRICHA Bt0.25 SUSCO Bt0.1 SVI Bt0.23 TEAM Bt0.11 THIP Bt1.75 THREL Bt0.12 TM Bt0.085 TPIPL Bt0.06 VNG Bt0.3 <b>Last trading day</b> J-W1	<b>XD</b> CPNCG Bt0.225 CPNREIT Bt0.1814 <b>XR</b> CHO 17 : 2 @Bt0.702 <b>XW</b> CHO 5 : 1 <b>XE</b> J-W1 1 : 1.02504 @Bt1.95114 <b>PD</b> ASJAN Bt0.4 DOHOME Bt0.022222223 DOHOME 5 : 1 XD(ST) FN Bt0.0037 IHL Bt0.1 ILM Bt0.4 L&E Bt0.085 LHFG Bt0.01 LOXLEY Bt0.07 PK Bt0.065 PK-P Bt0.02375 QH Bt0.07 SAK Bt0.116 SAMCO Bt0.04 SAUCE Bt1.6 SNNP Bt0.14 TNITY Bt0.75 TNPC Bt0.05 TNPC 15 : 1 XD(ST) TPCH Bt0.053 VL Bt0.015 WGE Bt0.05 <b>Company name change</b> JUTHA to "BIO Green Energy Tech PCL" <b>Symbol change</b> JUTHA to "BIOTEC"	<b>XD</b> FTREIT Bt0.175 TPRIME Bt0.123 <b>XR</b> NINE 1.5232 : 1 @Bt3.30 <b>PD</b> 2S Bt0.27 2S 10 : 1 XD(ST) AH Bt0.47 BEC Bt0.25 BJC Bt0.51 BM Bt0.04 CCET Bt0.0094 CCET 12 : 1 XD(ST) ICN Bt0.2 INSET Bt0.17 KKP Bt2.2 LEE Bt0.13 MAKRO Bt0.32 MFC Bt2.15 PEACE Bt0.2 PEACE 5 : 1 XD(ST) PORT Bt0.025 PR9 Bt0.14 RPC Bt0.1 SABINA Bt0.44 SABUY Bt0.03 SC Bt0.2 SNP Bt0.58 SUN Bt0.15 SVT Bt0.04 SYMC Bt0.075 TACC Bt0.18 TISCO Bt7.15 TISCO-P Bt7.15 TK Bt0.5 TPA Bt0.45 UEC Bt0.03 WHAUP Bt0.16	<b>XD</b> JASIF Bt0.23 SPRIME Bt0.149 TSTH Bt0.05 <b>XR</b> PPPM 1 : 3 @Bt0.10 <b>XW</b> PPPM 6 : 1 <b>XE</b> VIBHA-W3 1 : 1.0023 @Bt2.993 <b>PD</b> AJ Bt0.25 AWC Bt0.01076 BAM Bt0.55 BROOK Bt0.005 BROOK 10 : 1 XD(ST) BUI Bt1 CAZ Bt0.16 CIVIL Bt0.02 CKP Bt0.08 CPALL Bt0.6 CPI Bt0.19 CPL Bt0.05 CTW Bt0.1 DITTO Bt0.011111111111 DITTO 5 : 1 XD(ST) EA Bt0.3 ECF Bt0.0157 EKH Bt0.13 EKH 25 : 1 XD(ST) FMT Bt2.625 FPI Bt0.07 GLORY Bt0.02 HTECH Bt0.08 IIG Bt0.4 INOX Bt0.107 IVL Bt0.25 JUBILE Bt0.37 KWM Bt0.096 LH Bt0.25 LPF Bt0.1873 LPH Bt0.1 MFEC Bt0.4 MGT Bt0.12 MICRO Bt0.077 MITSIB Bt0.015 MODERN Bt0.07 NKI Bt1.5 NKI 35 : 1 XD(ST) NRF Bt0.041 NTV Bt0.6 PACO Bt0.05 PDG Bt0.08 PDG 10 : 1 XD(ST) PHOL Bt0.16 PL Bt0.11 PRAPAT Bt0.006 PRAPAT 10 : 1 XD(ST) PREB Bt0.4 PRIN Bt0.075 PROS Bt0.03 PSH Bt0.65 PTG Bt0.25 RATCH Bt1.35 RCL Bt3 RPH Bt0.25 SAWAD Bt1.8 SCG Bt0.061 SEA OIL Bt0.0074074075 SEA OIL 15 : 1 XD(ST) SINGER Bt0.55 SIRI Bt0.06 SKN Bt0.28 SMART Bt0.04 STECH Bt0.05 SUPER Bt0.006 SYNTEC Bt0.03 TIDLOR Bt0.274 TIDLOR 13 : 1 XD(ST) TNP Bt0.05 TPAC Bt0.141 TWPC Bt0.2159 UBE Bt0.024 UVAN Bt0.4 VCOM Bt0.17 VIH Bt0.5

XD - Cash Dividend  
XD(ST) - Stock Dividend

PD - Payment Date  
XR - Rights for Common

XW - Rights for Warrant  
XT - Rights for Transferable Subscription Right

XE - Warrant Exercise  
CW - Capital write-down

SP - Suspension

## Disclaimer

The information in this report has been obtained from sources believed to be reliable. However, its accuracy or completeness is not guaranteed. Any opinions expressed herein reflect our judgment at this date and are subject to change without notice. This report is for information only. It is not to be construed as an offer, or solicitation of an offer to sell or buy any securities. We accept no liability for any loss arising from the use of this document. We or our associates may have an interest in the companies mentioned therein.

SCB Securities Company Limited ("SCBS") is a wholly-owned subsidiary of The Siam Commercial Bank Public Company Limited ("SCB"). Any information related to SCB is for sector comparison purposes.

This document is prepared by SCB Securities Company Limited ("SCBS") which is wholly-owned by the Siam Commercial Bank Public Company Limited ("SCB"). SCB acts as financial advisor of the SCG Chemicals Public Company Limited (SCGC). Any opinions, news, research, analyses, prices, statements, forecasts, projections and/or other information contained in this document (the "Information") is provided as general information purposes only and shall not be construed as individualized recommendation of an offer to buy or sell or the solicitation of an offer to buy or sell any securities. SCBS and/or its directors, officers and employees shall not be liable for any direct, indirect, incidental, special or consequential loss or damage, resulting from the use of or reliance on the Information, including without limitation to, damages for loss of profits. The investors shall use the Information in association with other information and opinion, including their own judgment in making investment decision. The Information is obtained from sources believed to be reliable, and SCBS cannot guarantee the accuracy, completeness and/or correctness of the Information.

This document is prepared by SCB Securities Company Limited ("SCBS") which is wholly-owned by The Siam Commercial Bank Public Company Limited ("SCB"). SCB may be appointed to act as financial advisor in relation to transactions to be carried out by Thai Oil Company Limited. Any opinions, news, research, analyses, prices, statements, forecasts, projections and/or other information contained in this document (the "Information") is provided as general information purposes only and shall not be construed as individualized recommendation of an offer to buy or sell or the solicitation of an offer to buy or sell any securities. SCBS and/or its directors, officers and employees shall not be liable for any direct, indirect, incidental, special or consequential loss or damage, resulting from the use of or reliance on the Information, including without limitation to, damages for loss of profits. The investors shall use the Information in association with other information and opinion, including their own judgment in making investment decision. The Information is obtained from sources believed to be reliable, and SCBS cannot guarantee the accuracy, completeness and/or correctness of the Information.

This document is prepared by SCB Securities Company Limited ("SCBS") which is wholly-owned by The Siam Commercial Bank Public Company Limited ("SCB"). SCB has acted as Financial Advisor, Lead Arranger of Global Power Synergy Public Company Limited. Any opinions, news, research, analyses, prices, statements, forecasts, projections and/or other information contained in this document (the "Information") is provided as general information purposes only, and shall not be construed as individualized recommendation of an offer to buy or sell or the solicitation of an offer to buy or sell any securities. SCBS and/or its directors, officers and employees shall not be liable for any direct, indirect, incidental, special or consequential loss or damage, resulting from the use of or reliance on the Information, including without limitation to, damages for loss of profits. The investors shall use the Information in association with other information and opinion, including their own judgment in making investment decision. The Information is obtained from sources believed to be reliable, and SCBS cannot guarantee the accuracy, completeness and/or correctness of the Information.

This document is prepared by SCB Securities Company Limited ("SCBS") which is wholly-owned by The Siam Commercial Bank Public Company Limited ("SCB"). SCB Asset Management Company Limited ("SCBAM") which is wholly-owned by The Siam Commercial Bank Public Company Limited ("SCB"). SCB has acted as Financial Advisor of Digital Telecommunications Infrastructure Fund. SCBAM has acted as Fund Manager of Digital Telecommunications Infrastructure Fund. Any opinions, news, research, analyses, prices, statements, forecasts, projections and/or other information contained in this document (the "Information") is provided as general information purposes only, and shall not be construed as individualized recommendation of an offer to buy or sell or the solicitation of an offer to buy or sell any securities. SCBS and/or its directors, officers and employees shall not be liable for any direct, indirect, incidental, special or consequential loss or damage, resulting from the use of or reliance on the Information, including without limitation to, damages for loss of profits. The investors shall use the Information in association with other information and opinion, including their own judgment in making investment decision. The Information is obtained from sources believed to be reliable, and SCBS cannot guarantee the accuracy, completeness and/or correctness of the Information.

SCBS reserves the right to modify the Information from time to time without notice and in its sole discretion. This document is delivered to intended recipient(s) only and is not permitted to reproduce, retransmit, disseminate, sell, distribute, republish, circulate or commercially exploit the Information in any manner without the prior written consent of SCBS.

Futures and Options trading carry a high level of risk with the potential for substantial losses, and are not suitable for all persons. Before deciding to trade Futures and Options, you should carefully consider your financial position, investment objectives, level of experience, and risk appetite if Futures and Options trading are appropriate. The possibility exists that you could sustain a loss of some or all of your initial investment. You should be aware of all the risks associated with Futures and Options trading, and you are advised to rely on your own judgment while making investment decision and/or should seek advice from professional investment advisor if you have any doubts.

This document is delivered to intended recipient(s) only and is not permitted to reproduce, retransmit, disseminate, sell, distribute, republish, circulate or commercially exploit the Information in any manner without the prior written consent of SCBS.

Copyright©2012 SCB Securities Company Limited. All rights reserved.

## CG Rating 2021 Companies with CG Rating

### Companies with Excellent CG Scoring

AAV, ADVANC, AF, AH, AIRA, AKP, AKR, ALT, AMA, AMATA, AMATAV, ANAN, AOT, AP, ARIP, ARROW, ASP, AUCTION, AWC, AYUD, BAFS, BANPU, BAY, BBL, BCP, BCPG, BDMS, BEM, BGC, BGRIM, BIZ, BKI, BOL, BPP, BRR, BTS, BTW, BWG, CENTEL, CFRESH, CHEWA, CHO, CIMBT, CK, CKP, CM, CNT, COM7, COMAN, COTTO, CPALL, CPF, CPI, CPN, CRC, CSS, DDD, DELTA, DEMCO, DRT, DTAC, DUSIT, EA, EASTW, ECF, ECL, EE, EGCO, EPG, ETC, FPI, FPT, FSMART, GBX, GC, GCAP, GFPT, GGC\*, GLAND, GLOBAL, GPI, GPSC, GRAMMY, GULF, GUNKUL, HANA, HARN, HMPRO, ICC, ICHI, III, ILINK, ILM, INTUCH, IP, IRPC, ITTEL, IVL, JSP, JWD, K, KBANK, KCE, KKP, KSL, KTB, KTC, LALIN, LANNA, LH, LHFG, LIT, LPN, MACO, MAJOR, MAKRO, MALEE, MBK, MBKET, MC, MCOT, METCO, MFEC, MINT, MONO, MOONG, MSC, MTC, MVP, NCL, NEP, NER, NKI, NOBLE, NSI, NVD, NWR, NYT, OISHI, OR, ORI, OSP, OTO, PAF, PCSGH, PDG, PDJ, PG, PHOL\*, PLANB, PLANET, PLAT, PORT, PPS, PR9, PREB, PRG, PRM, PROUD, PSH, PSL, PTG, PTT, PTTEP, PTTGC, PYLON, Q-CON, QH, QTC, RATCH, RS, S, S & J, SAAM, SABINA, SAMART, SAMTEL, SAT, SC, SCB, SCC, SCCC, SCG, SCGP, SCM, SDC, SEAFCO, SEAOL, SE-ED, SELIC, SENA, SHR, SIRI, SIS, SITHAI, SMK, SMP, SNC, SONIC, SPALI, SPI, SPRC, SPVI, SSSC, SST, STA, STEC\*, STI, SUN, SUSCO, SUTHA, SVI\*, SYMC, SYNTEC, TACC, TASCO, TCAP, TEAMG, TFMAMA, TGH, THANA, THANI, THCOM, THG, THIP, THRE, THREL, TIP\*, TIPCO, TISCO, TK, TKT, TMT, TNDT, TNITY, TOA, TOP, TPBI, TQM, TRC, TRU, TRUE, TSC, TSR, TSTE, TSTH, TTA, TTB, TTCL, TTW, TU, TVD, TVI, TVO, TWPC, U, UAC, UBIS, UV, VGI, VIH, WACOAL, WAVE, WHA, WHAUP, WICE, WINNER, ZEN

### Companies with Very Good CG Scoring

2S, 7UP, ABICO, ABM, ACE, ACG, ADB, AEONTS, AGE, AHC, AIT, ALL, ALLA, ALUCON, AMANAH, AMARIN, APCO, APCS, APURE, AQUA, ASEFA, ASIAN, ASK, ATP30, BA, BC, BEC, BFIT, BJCHI, BR, CBG, CGH, CHAYO, CHOTI, CI, CMC, CPL, CRD, CSP, DCC, ASAP, ASIA, ASIMAR, ASN, B, BAM, BCH, BEYOND, BJC, BLA, BROOK, CEN, CHARAN, CHG, CHOW, CIG, COLOR, CPW, CSC, CWT, DCON, DHOUSE, DOD, DOHOME, DV8, EASON, EFORL, ERW, ESSO, ESTAR, ETE, FE, FLOYD, FN, FNS, FORTH, FSS, FTE, FVC, GEL, GENCO, GJS, GYT, HPT, HTC, HYDRO, ICN, IFS, IMH, IND, INET, INSET, INSURE, IRC, IRPC, IT, ITD\*, J, JAS, JCK, JCKH, JMART, JMT, KBS, KCAR, KEX, KGI, KIAT\*, KISS, KOOL, KTIS, KUMWEL, KUN, KWC, KWM, L&E, LDC, LEO, LHK, LOXLEY, LRH, LST, M, MATCH, MBAX, MEGA, META, MFC\*, MGT, MICRO, MILL, MITSIB, MK, MODERN, MTI, NBC, NCAP, NCH, NETBAY, NEX, NINE, NRF, NTV, OCC, OGC, PATO, PB, PICO, PIMO, PJW, PL, PM, PMTA, PPP, PPPM, PRIME, PRIN, PRINC, PSTC, PT, QLT, RBF, RCL, RICHY, RML, ROJNA, RPC, RT, RWI, S11, SA, SAK, SALEE, SAMCO, SANKO, SAPPE, SAWAD, SCI, SCN, SCP, SE, SFLEX, SFP, SFT, SGF, SIAM, SINGER, SKE, SKN, SKR, SKY, SLP, SMIT, SMT, SNP, SO, SORKON, SPA, SPC, SPCG, SR, SRICHA, SSC, SSF, STANLY, STGT, STOWER\*, STPI, SUC, SWC, SYNEX, T, TAE, TAKUNI, TBSP, TCC, TCMC, TEAM, TFG, TFI, TIGER, TITLE, TKN, TKS, TM, TMC, TMD, TMI, TMILL, TNL, TNP, TOG, TPA, TPAC, TPCS, TPS, TRITN, TRT, TSE, TVT, TWP, UEC, UMI, UOBKH, UP, UPF, UPOIC, UTP, VCOM, VL, VNT, VPO, VRANDA, WGE, WIJK, WP, XO, XPG, YUASA

### Companies with Good CG Scoring

A, AI, AIE, AJ, AMC, APP, AQ, ARIN, AS, AU, B52, BEAUTY, BGT, BH, BIG, BLAND, BM, BROCK, BSBM, BSM, BYD\*, CCP, CITY, CMO, CPT, CSR, EKH, EP, FMT, GLOCON\*, GSC, HTECH, IHL, INGRS, JAK, JTS, KASET, KK, KWG, LEE, BTNC, CAZ, CGD, CMAN, CMR, CRANE, D, EMC, F&D, GIFT, GREEN, GTB, HUMAN, IIG, INOX, JR, JUBILE, KCM, KKC, KYE, LPH, MATI, M-CHAI, MCS, MDX, MJD, MORE, MUD, NC, NDR, NFC, NNCL, NOVA, NPK, NUSA, OCEAN, PAF, PF, PK, PLE, PPM, PRAKIT, PRAPAT, PRECHA, PTL, RCI\*, RJH, RP, RPH, RSP, SABUY, SF, SGP, SICT, SIMAT, SISB, SK, SMART, SOLAR, SPACK, SPG, SQ, SSP, STARK, STC, SUPER, SVOA, TC, TCCC, THMUI, TNH, TNR, TOPP, TPCH, TPIPL, TPIPP, TPLAS, TPOLY, TQR, TTI, TYCN, UKEM, UMS, UNIQ, UPA, UREKA, VIBHA, W, WIN, WORK, WPH, YGG, ZIGA

### Corporate Governance Report

The material contained in this publication is for general information only and is not intended as advice on any of the matters discussed herein. Readers and others should perform their own independent analysis as to the accuracy or completeness or legality of such information. The Thai Institute of Directors, its officers, the authors and editor make no representation or warranty as to the accuracy, completeness or legality of any of the information contained herein. By accepting this document, each recipient agrees that the Thai Institute of Directors Association, its officers, the authors and editor shall not have any liability for any information contained in, or for any omission from, this publication.

The survey result is as of the date appearing in the Corporate Governance Report of Thai Listed Companies. As a result, the survey result may be changed after that date. SCB Securities Company Limited does not conform nor certify the accuracy of such survey result.

To recognize well performers, the list of companies attaining "Good", "Very Good" and "Excellent" levels of recognition

(Not including listed companies qualified in the "no announcement of the results" clause from 1 January 2020 to 26 October 2021) is publicized.

<sup>1</sup> TIP was voluntarily delisted from the Stock Exchange of Thailand effectively on July 24, 2021

<sup>2</sup> RCI was voluntarily delisted from the Stock Exchange of Thailand, effectively on July 16, 2021

\* บริษัทหรือกรรมการหรือผู้บริหารของบริษัทที่มีข่าวด้านกฏการกีดกันผู้ถือหุ้น เช่น การกระทำความผิดเกี่ยวกับหลักทรัพย์ การทุจริต คอรัปชั่น เป็นต้น ซึ่งการใช้ข้อมูล CGR ควรตระหนักถึงข้อดังกล่าวประกอบด้วย

## Anti-corruption Progress Indicator

### Certified (ได้รับการรับรอง)

2S, 7UP, ADVANC, AF, AI, AIE, AIRA, AKP, AMA, AMANAH, AMATA, AMATAV, AP, APCS, AQUA, ARROW, AS, ASIAN, ASK, ASP, AWC, AYUD, B, BAFS, BAM, BANPU, BAY, BBL, BCH, BCP, BCPG, BEB, BEYOND, BGC, BGRIM, BJCHI, BKI, BLA, BPP, BROOK, BRR, BSBM, BTS, BWG, CEN, CENTEL, CFRESH, CGH, CHEWA, CHOTI, CHOW, CIG, CIMBT, CM, CMC, COM7, COTTO, CPALL, CPF, CPI, CPN, CSC, DCC, DELTA, DEMCO, DIMET, DRT, DTAC, DUSIT, EA, EASTW, ECL, EGCO, EP, EPG, ERW, ESTAR, ETE, FE, FNS, FPI, FPT, FSMART, FSS, FTE, GBX, GC, GCAP, GEL, GFPT, GGC, GJS, GPI, GPSC, GSTEEL, GULF, GUNKUL, HANA, HARN, HEMP, HENG, HMPRO, HTC, ICC, ICHI, IFEC, IFS, INET, INSURE, INTUCH, IRC, IRPC, ITTEL, IVL, JKN, JR, K, KASET, KBANK, KBS, KCAR, KCE, KGI, KKP, KSL, KTB, KTC, KWC, KWI, L&E, LANNA, LH, LHFG, LHK, LPN, LRH, M, MAKRO, MALEE, MATCH, MBAX, MBK, MC, MCOT, META, MFC, MFEC, MILL, MINT, MONO, MOONG, MSC, MST, MTC, MTI, NBC, NEP, NINE, NKI, NMG, NNCL, NOBLE, NOK, NSI, NWR, OCC, OGC, ORI, PAP, PATO, PB, PCSGH, PDG, PDJ, PE, PG, PHOL, PK, PL, PLANB, PLANET, PLAT, PM, PPP, PPPM, PPS, PR9, PREB, PRG, PRINC, PRM, PROS, PSH, PSL, PSTC, PT, PTECH, PTG, PTT, PTTEP, PTTGC, PYLON, Q-CON, QH, QLT, QTC, RATCH, RML, RWI, S & J, SAAM, SABINA, SAPPE, SAT, SC, SCC, SCCC, SCG, SCGP, SCM, SCN, SEAOL, SE-ED, SELIC, SENA, SGP, SINGER, SIRI, SITHAI, SKR, SMIT, SMK, SMP, SNC, SNP, SORKON, SPACK, SPALI, SPC, SPI, SPRC, SRICHA, SSF, SSP, SSSC, SST, STA, STOWER, SUSCO, SVI, SYMC, SYNTEC, TAE, TAKUNI, TASCO, TCAP, TCMC, TFG, TFI, TFMAMA, TGH, THANI, THCOM, THIP, THRE, THREL, TIDLOR, TIPCO, TISCO, TKS, TKT, TMD, TMILL, TMT, TNITY, TNL, TNP, TNR, TOG, TOP, TOPP, TPA, TPCS, TPP, TRU, TRUE, TSC, TSTE, TSTH, TTA, TTB, TTCL, TU, TVD, TVI, TVO, TWPC, U, UBE, UBIS, UEC, UKEM, UOBKH, UPF, UV, VGI, VIH, WACOAL, WHA, WHAUP, WICE, WIJK, XO, YUASA, ZEN, ZIGA

### Declared (ประกาศเจตนาสมัคร)

AH, AJ, ALT, APCO, B52, BEC, CHG, CI, CPL, CPR, CPW, CRC, DDD, DHOUSE, DOHOME, ECF, EKH, ETC, EVER, FLOYD, III, ILM, INOX, JTS, KEX, KUMWEL, LDC, MAJOR, MEGA, NCAP, NOVA, NRF, NUSA, NYT, OR, PIMO, PLE, RS, SAK, SIS, STECH, STGT, SUPER, TKN, TMI, TQM, TSI, VARO, VCOM, VIBHA, WIN

### N/A

3K-BAT, A, A5, AAV, ABICO, ABM, ACAP, ACC, ACE, ACG, ADB, ADD, AEONTS, AFC, AGE, AHC, AIT, AJA, AKR, ALL, ALLA, ALPHAX, ALUCON, AMARIN, AMC, AMR, ANAN, AOT, APEX, APP, APURE, AQ, ARIN, ARIP, ASAP, ASEFA, ASIA, ASIMAR, ASN, ASW, ATP30, AU, AUCTION, BA, BBGI, BBK, BC, BCT, BDMS, BEAUTY, BEM, BFIT, BGT, BH, BIG, BIS, BIZ, BJC, BKD, BLAND, BLISS, BM, BOL, BR, BRI, BROCK, BSM, BTNC, BTW, BUI, BYD, CAZ, CBG, CCET, CCP, CEYE, CGD, CHARAN, CHAYO, CHO, CITY, CIVIL, CK, CKP, CMAN, CMO, CMR, CNT, COLOR, COMAN, CPANEL, CPH, CPT, CRANE, CRD, CSP, CSR, CSS, CTW, CV, CWT, D, DCON, DITTO, DMT, DOD, DPAINT, DTAC, DV8, EASON, EE, EFORL, EMC, ESSO, F&D, FANCY, FMT, FN, FORTH, FTI, FVC, GENCO, GIFT, GL, GLAND, GLOBAL, GLOCON, GLORY, GRAMMY, GRAND, GREEN, GSC, GTB, GYT, HFT, HL, HPT, HTECH, HUMAN, HYDRO, ICN, IHL, IIG, IMH, IND, INGRS, INSET, IP, IRPC, IT, ITD, J, JAK, JAS, JCK, JCKH, JCT, JDF, JMART, JMT, JP, JUBILE, JUTHA, JWD, KAMART, KC, KCC, KCM, KDH, KIAT, KISS, KK, KKC, KOOL, KTIS, KUN, KWM, KYE, LALIN, LEE, LEO, LIT, LOXLEY, LPH, LST, MACO, MANRIN, MATI, MAX, M-CHAI, MCS, MDX, MENA, METCO, MGT, MICRO, MIDA, MITSIB, MJD, MK, ML, MODERN, MORE, MPIC, MUD, MVP, NC, NCH, NCL, NDR, NER, NETBAY, NEW, NEWS, NEX, NFC, NPK, NSL, NTV, NV, NVD, OHTL, OISHI, ONEE, OSP, OTO, PACE, PACO, PAE, PAF, PEACE, PERM, PF, PICO, PIN, PJW, PLUS, PMTA, POLAR, POMPU, PORT, POST, PPM, PRAKIT, PRAPAT, PRECHA, PRIME, PRIN, PRO, PROEN, PROUD, PSG, PTC, PTL, RAM, RBF, RCL, RICHY, RJH, ROCK, ROH, ROJNA, RPL, RPC, RPH, RSP, RT, S, S11, SA, SABUY, SAFARI, SALEE, SAM, SAMART, SAMCO, SAMTEL, SANKO, SAUCE, SAWAD, SAWANG, SCB, SCI, SCP, SDC, SE, SEAFCO, SECURE, SENAJ, SF, SFLEX, SFP, SFT, SGF, SHANG, SHR, SIAM, SICT, SIMAT, SISB, SK, SKE, SKN, SKY, SLM, SLP, SMART, SMD, SMT, SNNP, SO, SOLAR, SONIC, SPA, SPCG, SPG, SPVI, SQ, SR, SSC, SSS, STANLY, STARK, STC, STEC, STHAI, STI, STPI, SUC, SUN, SUTHA, SVH, SVOA, SVT, SWC, SYNEX, TACC, TAPAC, TC, TCC, TCCC, TCJ, TCOAT, TEAM, TEAMG, TFM, TGPRO, TH, THAI, THANA, THE, THG, THL, THMUI, TIGER, TIPH, TITLE, TK, TKC, TM, TMC, TMW, TNDT, TN, TNPC, TOA, TPAC, TPBI, TPCH, TPIPL, TPIPP, TPLAS, TPOLY, TPS, TQR, TR, TRC, TRITN, TRT, TRUBB, TRV, TSE, TSF, TSR, TTI, TTT, TTW, TVT, TWP, TWZ, TYCN, UAC, UMI, UMS, UNIQ, UP, UPA, UPOIC, UREKA, UTP, UVAN, VL, VNG, VPO, VRANDA, W, WAVE, WFX, WGE, WINMED, WINNER, WORK, WORLD, WP, WPH, XPG, YGG

### Explanations

Companies participating in Thailand's Private Sector Collective Action Coalition Against Corruption programme (Thai CAC) under Thai Institute of Directors (as of April 5, 2022) are categorised into: companies that have declared their intention to join CAC, and companies certified by CAC.