



Market today

“Limited recovery with risks still present”

The SET rebound yesterday was a technical rebound and was expected, supported by China's easing in its lockdown. However, major pressures still remain: hikes in interest rates to slow inflation and slowing economies, limiting the SET to resistances of 1,625 and 1,637; a short-term support range is 1,590-1,600. The signal would be negative if the SET falls below that.



Today's highlights

- There was no hesitation in the Fed chairman's announcement that the rate would be stepped up until inflation simmers down.
- The cabinet approved a Bt5/litre cut in diesel tax for two months, effective from May 20 to July 20.
- The NESDC reported 1Q22 GDP growth of 2.2% YoY and adjusted this year's forecast down to 2.5-3.5% YoY from 3.5%-4.5% YoY and raised this year's inflation rate to 4.2%-5.2% from 1.5%-2.5%.



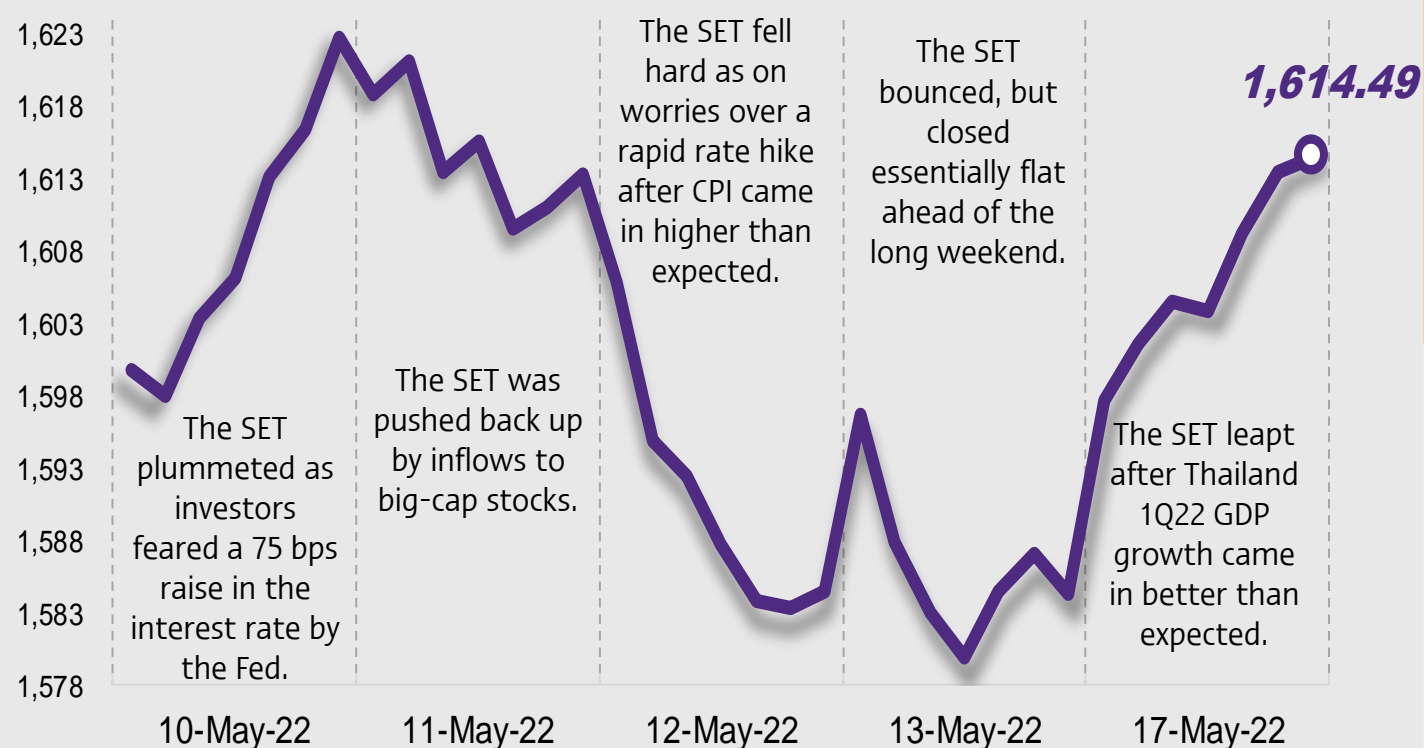
Strategy today

Although in the short term the SET may rebound after the sharp plunge, upside is a limited as there is no new supporting factor: external risks remain and there is no support from domestic factors. We suggest “selective buy” in good-quality defensive stocks with positive drivers.

See the end of this report for disclaimer

Support - Resistances

1600/1590 – 1625/1637



Trading today

Core portfolio: Keep 50% in stocks and buy stocks with good earnings potential and limited impact from externals when price is weakening - KBANK, AMATA, LH, GULF and ADVANC.

Weekly portfolio: 25% for speculation in: 1) stocks with potential for good recovery after a plunge in prices– ADVANC, BLA, KBANK, RATCH and TU, expecting returns of 4-6%; 2) stocks that benefit from school reopening (in-person classes) starting on May 17 – BEM, CPALL and OSP; 3) stocks that benefit from Thai baht weakening and the US' reduction in import tariffs levied on China to counter inflation – DELTA, PSL and RCL.



Daily focus

AH: 1Q22 earnings were better than expected and it expects better 2Q22 earnings YoY, supported by new production and orders for truck axles.

DELTA: positive momentum from inflow into world technology sectors while 2022 earnings are expected to be outstanding YoY as the firm is in the new S-curve business supply chain for which the demand trend is a long-term rise.

Today's reports

Petrochemicals – Depressed by slow demand & costly naphtha

AAV – 1Q22: In the red

AH – 1Q22: Beat on good sales, gross margin

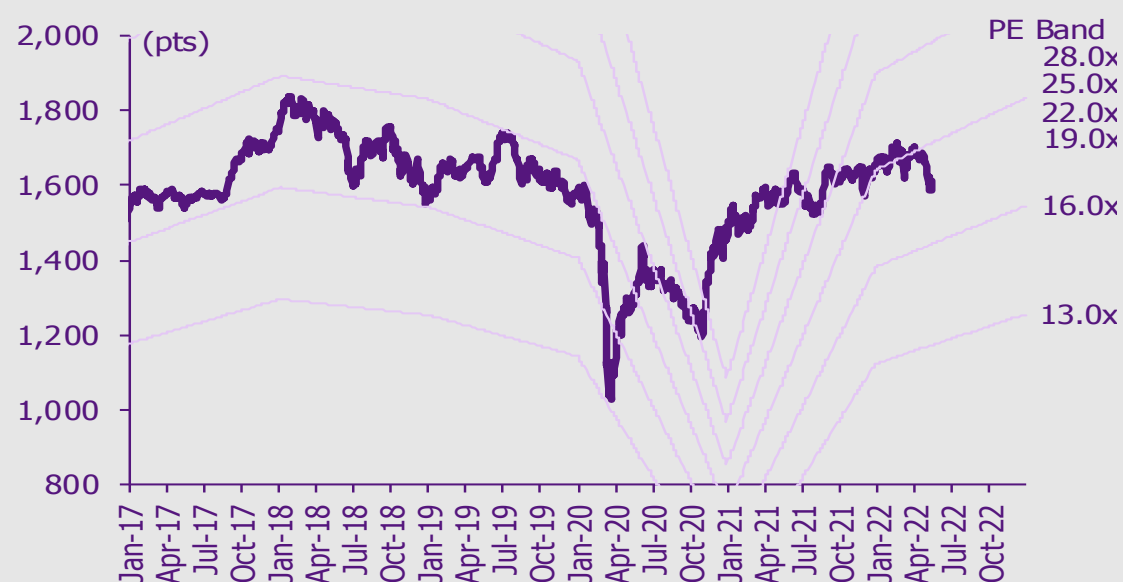
CENTEL – 1Q22: Below estimates on weaker hotels

PSH – 1Q22: Down YoY and QoQ

What to watch

Date	Event
16 May	Economic release: CN – Retail sales, fixed asset investment, industrial production and unemployment rate for Apr, JP – PPI for Apr, EU – Trade balance for Mar
17 May	Economic release: JP – Revised industrial production for Mar, EU – Flash GDP for 1Q22, US – Retail sales for Apr, industrial production for Apr
18 May	Economic release: JP – National core CPI for Apr, EU - Final CPI for Apr, US – Crude oil inventories
19 May	Economic release: JP – Trade balance for Apr, US – Unemployment claims
20 May	Economic release: EU/JP – Flash manufacturing and services PMI for May, EU – Consumer confidence for May Event: Announcement date of Jun 2022 FTSE Global Index Series inclusion/exclusion levels

SET Index movement



See the end of this report for disclaimer

SET index series

Index	17 May (pts)	Chg (pts)	Chg (%)	Value (Btmn)
SET	1,614.49	30.11	1.90	85,222.10
SET50	970.51	17.45	1.83	48,586.50
SET100	2,206.61	41.56	1.92	63,789.90
sSET	1,064.31	26.19	2.52	4,121.53
SETCLMV	1,009.58	25.08	2.55	33,791.65
SETHD	1,160.73	18.49	1.62	18,018.11
SETTHSI	1,016.91	20.47	2.05	50,260.85
SETWB	992.96	14.15	1.45	19,436.77
mai	618.21	16.28	2.70	7,684.64

Trading summary by investor type

(Btmn)	17 May	WTD	MTD	YTD
Foreign				
Net	3,205	3,205	(2,224)	119,509
Breakdown (%)	52.46	52.46	50.11	45.80
Institution				
Net	2,669	2,669	6,917	(88,402)
Breakdown (%)	7.83	7.83	8.09	7.84
PropTrade				
Net	(795)	(795)	2,496	2,197
Breakdown (%)	8.14	8.14	8.61	8.70
Individual				
Net	(5,079)	(5,079)	(7,188)	(33,304)
Breakdown (%)	31.58	31.58	33.19	37.67

% of total trade value for each investor type

S50 futures trading by foreign investors

(Contract)	17-May	WTD	MTD	YTD
Foreign	37,915	37,915	(6,080)	(41,957)
Institution	(7,614)	(7,614)	2,013	23,821
Customer	(30,301)	(30,301)	4,067	18,136

Bond trading by foreign investors

(Btmn)	17-May	WTD	MTD	YTD
Buy	5,110	5,110	31,101	522,758
Sell	2,798	2,798	33,384	431,865
Net	2,312	2,312	-2,282	90,894

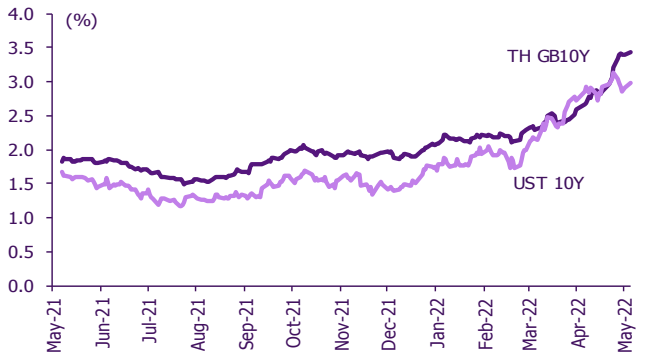
Investment Strategy Department

Multi-asset price update

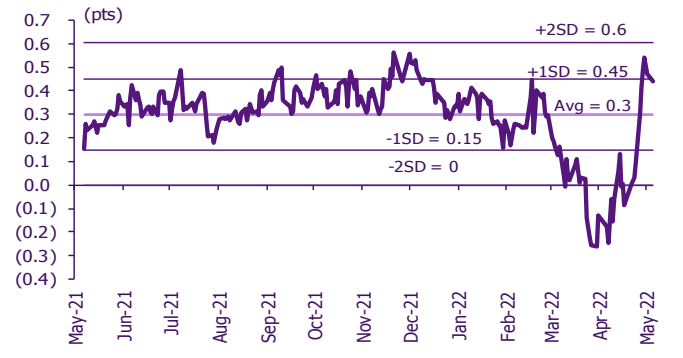
Key indicator update

	Close	17-May	WoW	MoM	YoY	YTD
Financial market condition						
VIX Index	26.10	(4.99)	(20.89)	14.98	32.35	51.57
Europe CDS (bps)	91.668	(1.35)	(4.86)	12.95	40.73	43.79
LIBOR OIS Spread (bps)	0.1265	(1.79)	(2.57)	(2.62)	4.97	3.64
TED Spread (bps)	0.4156	(5.87)	(10.78)	10.20	27.10	23.69
Exchange rate						
Dollar Index	103.30	(0.85)	(0.60)	2.79	14.53	7.98
USD/THB	34.53	(0.52)	(0.15)	2.71	9.67	4.01
EUR/USD	1.05	1.10	0.20	(2.39)	(13.20)	(7.21)
USD/JPY	129.36	0.20	(0.82)	2.31	18.48	12.42
Bond: (Change in basis points)						
TH Gov Bond 2Y	1.84%	9.20	19.18	78.64	132.18	118.65
TH Gov Bond 10Y	3.42%	3.50	2.17	83.06	165.65	152.78
US Gov Bond 2Y	2.71%	9.54	7.98	25.85	254.74	197.63
US Gov Bond 10Y	2.99%	7.48	(0.14)	16.56	134.62	147.80
Commodities						
CRB Index	635.14	0.00	1.24	(0.42)	17.92	9.83
Gold (US\$/oz)	1,814.00	(0.49)	(1.30)	(8.12)	(2.81)	(0.83)
Gross Refining Margin (US\$/bbl)	26.20	0.00	(12.29)	23.24	n.m.	328.81
Dubai Crude (US\$/bbl)	108.40	0.00	7.94	(3.41)	62.21	48.12
NYMEX Crude (US\$/bbl)	112.40	(1.58)	12.67	5.10	69.61	132.04
Baltic Dry Index (pts)	3,095.00	0.32	5.31	44.83	8.37	39.60

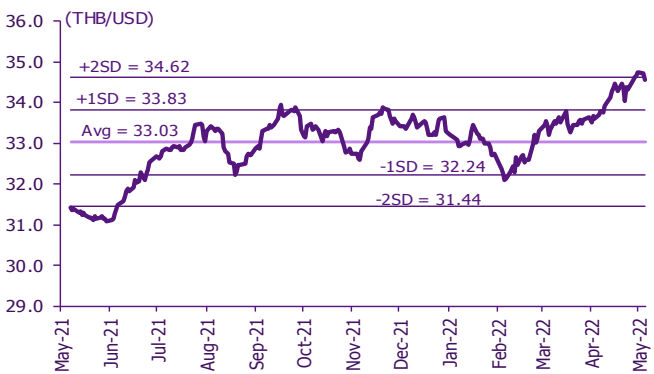
Thai and US 10-year government bond yield



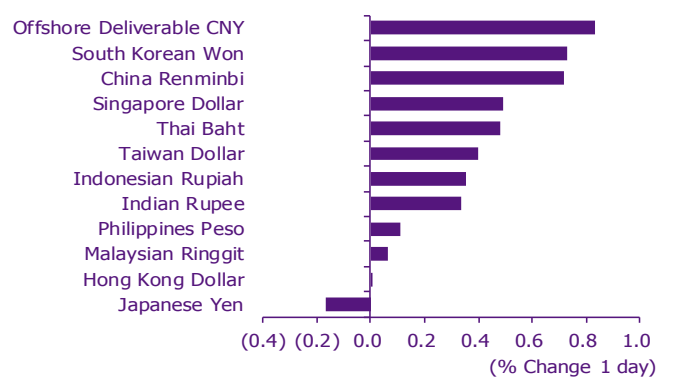
Thai and US 10-year government bond spread



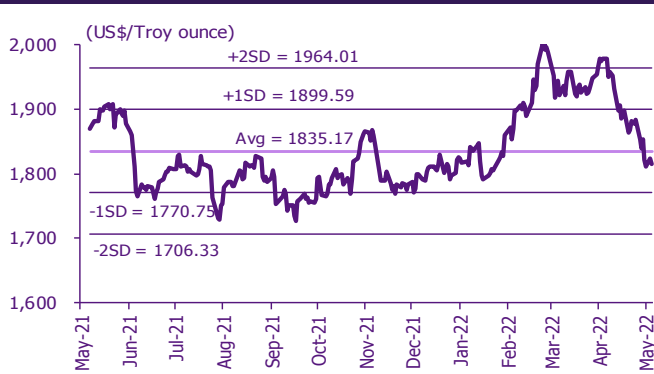
THB/USD exchange rate



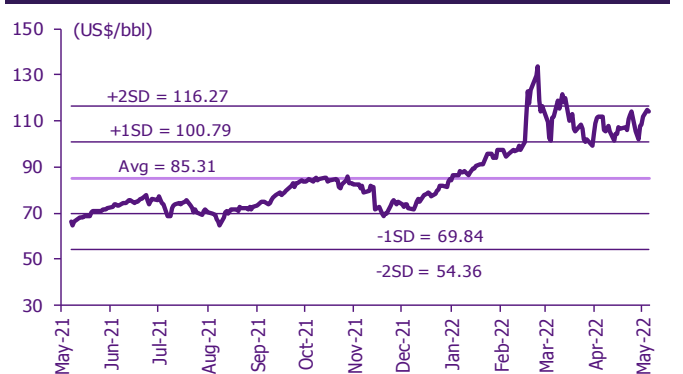
Regional foreign exchange rate spot return



Gold



Brent crude



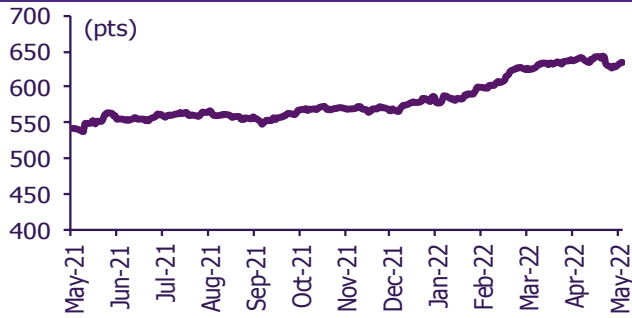
Commodities daily price update

	As of 17-May-22	-1W %	Avg. Price QTD in 2022	% QoQ	% YoY	Avg. Price in '21	% YoY	Avg. Price in '22	% YoY	Update
CRB Index	635.14	1.0	636.87	5.5	18.4	535.54	36.83	615.03	14.8	Daily
Energy Prices										
Crude Oil - Dubai (US\$/bbl)	111.69	3.5	103.96	7.3	56.5	68.86	63.18	99.27	44.2	Daily
Brent Crude (US\$/bbl)	114.06	8.0	107.16	7.7	56.1	70.52	66.54	102.13	44.8	Daily
West Texas Int. Cushing (US\$/bbl)	112.40	9.0	103.87	9.4	51.3	68.06	72.51	97.97	44.0	Daily
Crude Oil - Asia-Pacific Tapis Oil Spot (US\$/bbl)	121.59	2.9	112.79	8.3	64.3	71.82	61.89	107.10	49.1	Daily
Natural Gas Henry Hub (US\$/mmBTU)	8.32	18.1	7.21	59.8	173.7	3.09	30.90	5.43	75.7	Daily
Coal Price NEX (US\$/MT)	397.82	3.7	335.39	24.0	215.7	138.28	135.73	292.49	111.5	Friday
Oil Product Prices and Gross Refinery Margin										
Gas Oil 500 ppm Sulfur Singapore (US\$/bbl)	139.79	0.7	139.78	25.5	92.7	76.20	52.83	121.04	58.8	Daily
Gas Oil - Dubai (US\$/bbl)	28.10	(9.1)	35.82	146.6	487.2	7.34	(4.17)	21.77	196.5	Daily
Gasoline, 92 RON Spot (US\$/bbl)	141.27	5.6	127.66	14.6	73.5	76.66	75.97	116.03	51.4	Daily
Gasoline - Dubai (US\$/bbl)	29.58	14.4	23.70	79.8	231.6	7.80	472.22	16.76	115.0	Daily
Fuel Oil 180 Singapore Spot (US\$/bbl)	102.78	2.0	101.23	(9.1)	73.8	61.57	60.99	90.34	46.7	Daily
Fuel Oil - Dubai (US\$/bbl)	(8.91)	24.9	(2.73)	(77.5)	(66.7)	-7.29	84.36	(8.93)	22.6	Daily
Jet Kerosene - Spot Price (US\$/bbl)	133.97	(0.8)	134.12	23.8	91.9	73.98	60.45	117.10	58.3	Daily
Jet Kerosene - Dubai (US\$/bbl)	22.28	(18.0)	30.17	163.0	774.3	5.12	31.00	17.83	248.2	Daily
SG Dubai Hydrocracking Refinery Margin (US\$/bbl)	30.12	0.0	24.18	164.7	3,053.1	2.00	467.16	13.48	575.1	Daily
Olefins Product Prices and Spread										
Ethylene, FOB Japan Spot (US\$/MT)	1,150	(0.9)	1,255	3.1	24.0	1,010	39.56	1,161	15.1	Tuesday
Ethylene Spread (US\$/MT)	217	(8.6)	335	399.6	(17.3)	361	5.77	266	(26.4)	Daily
Propylene (Olefins), FOB Japan Spot (US\$/MT)	1,100	(3.1)	1,148	4.7	10.0	1,005	27.27	1,114	10.8	Tuesday
Propylene Spread (US\$/MT)	167	(21.4)	228	7.1	(47.8)	356	(12.55)	218	(38.9)	Daily
Naphtha - Singapore Spot FOB (US\$/MT)	933	1.1	920	4.1	51.5	649	69.72	896	38.1	Daily
Polyolefins Prices and Spread										
Polye HDPE SE Asia (US\$/MT)	1,350	(2.2)	1,406	34.6	(59.0)	1,179	33.19	1,331	12.9	Tuesday
HDPE-Naphtha Spread (US\$/MT)	417	(8.8)	486	325.4	(15.9)	530	5.43	435	(18.0)	Daily
Polye LDPE-Film, CFR SE Asia Spot (US\$/MT)	1,700	(0.6)	1,739	8.0	(46.4)	1,525	51.71	1,655	8.5	Tuesday
LDPE-Naphtha Spread (US\$/MT)	767	(2.6)	819	91.5	(11.0)	876	40.66	759	(13.4)	Daily
PP Film, Spot South East Asia (US\$/MT)	1,330	(2.2)	1,394	6.5	5.7	1,298	35.78	1,338	3.0	Tuesday
PP Spread (US\$/MT)	397	(9.2)	474	(100.0)	(33.4)	649	13.18	442	(32.0)	Daily
MEG Prices and Spread										
MEG, CFR South East Asia (US\$/MT)	645	0.8	656	(4.9)	1.5	679	(88.71)	678	(0.2)	Tuesday
MEG Spread (US\$/MT)	-68	(14.1)	-123	14,494.1	(768.5)	53	120.79	-42	n.m.	Tuesday
Aromatics Product Prices and Spread										
Paraxylene, FOB USG Spot (US\$/MT)	1,495	6.8	1,323	15.2	44.5	894	56.10	1,208	(58.4)	Tuesday
Paraxylene Spread (US\$/MT)	556	13.0	448	34.7	27.3	310	342.73	372	19.7	Tuesday
Paraxylene - 92 RON Spread (US\$/MT)	290	12.0	234	11.4	(18.7)	241	362.24	218	34.8	Daily
Toluene, FOB Korea Spot (US\$/MT)	1,080	1.9	1,050	18.8	43.5	728	111.96	941	(55.5)	Tuesday
Benzene, CFR Japan Spot (US\$/MT)	1,250	3.7	1,187	8.7	22.5	931	87.66	1,124	(65.2)	Tuesday
Benzene Spread (US\$/MT)	434	9.0	373	24.5	(12.9)	352	117.03	324	(7.8)	Daily
Benzene - 92 RON Spread (US\$/MT)	45	(29.7)	98	(36.0)	(71.2)	277	122.54	135	(51.4)	Daily
Condensate (US\$/MT)	939	3.4	875	7.2	55.2	584	61.01	836	43.2	Daily
PTA Prices and Spread										
PTA, CFR South East Asia (US\$/MT)	1,015	5.7	955	12.4	36.4	705	48.18	886	25.6	Tuesday
PTA Spread (US\$/MT)	13	(39.3)	69	(14.5)	(21.0)	106	15.15	76	(27.9)	Tuesday
PVC Prices and Spread										
PVC, CFR South East Asia (US\$/MT)	1,440	0.0	1,449	3.9	(3.1)	1,445	63.60	1,413	(2.2)	Tuesday
Ethylene Spread (US\$/MT)	1,223	1.7	1,114	(4.4)	2.2	1,084	99.99	1,147	5.8	Tuesday
Ethylene Dichloride CFR Far East Asia (US\$/MT)	685	0.0	694	(18.0)	(1.3)	734	140.72	794	8.3	Tuesday
Metal										
Gold (US\$/Troy Ounce)	1,815	(2.1)	1,905	1.4	5.0	1,799	1.56	1,888	4.9	Daily
LME Copper 3 Month Rolling Forward (US\$/MT)	9,336	0.7	9,878	(1.0)	1.9	9,293	49.95	9,943	7.0	Daily
Silver Future (US\$/Troy Ounce)	22	(0.6)	24	(1.9)	(11.2)	25	19.07	24	(4.7)	Daily
China Composite Steel Prices (CNY/MT)	5,301	(1.2)	5,404	3.7	(5.3)	5,473	35.91	5,278	(3.6)	Daily
Agriculture Prices										
Malaysian Crude Palm Oil Spot Price(MYR/MT)	6,886	(2.4)	6,897	12.2	64.0	4,443	59.82	6,403	44.1	Daily
SGX Ribbed Smoked Sheet 3 (RSS3) Futures (US\$/KG.)	212	2.0	213	1.5	(4.3)	209	18.21	211	1.3	Daily
Sugar #11 (US\$/LB)	20	7.4	19	6.1	24.1	17	32.04	19	12.5	Daily
Freight Rate										
Baltic Freight Index: BDIY	3,095	9.3	2,435	19.1	(12.1)	2,921	173.99	2,177	(25.5)	Daily
Baltic Supramax Index: BSI58	2,748	0.6	2,656	16.1	15.1	2,424	224.85	2,412	(0.5)	Daily

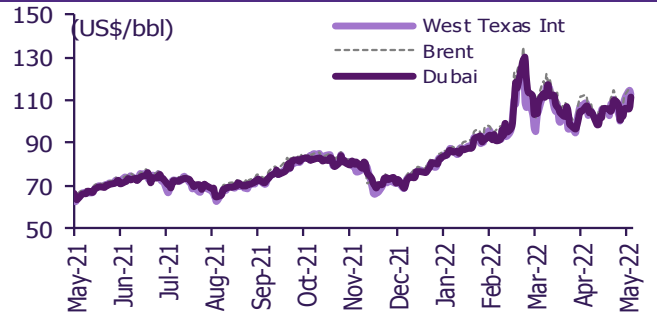
Source: Bloomberg Financial L.P., TQ Professional, BANPU, BOT, SCBS Investment Research

Commodities daily chart update

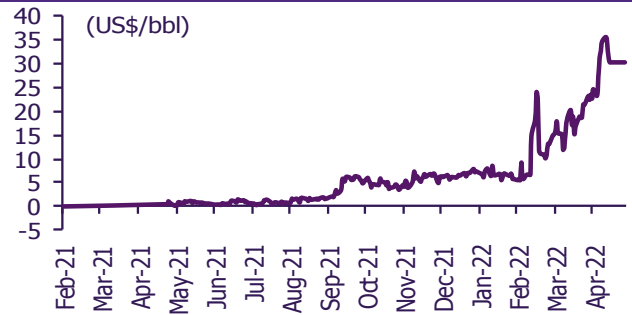
CRB US Spot All Commodities Price Index



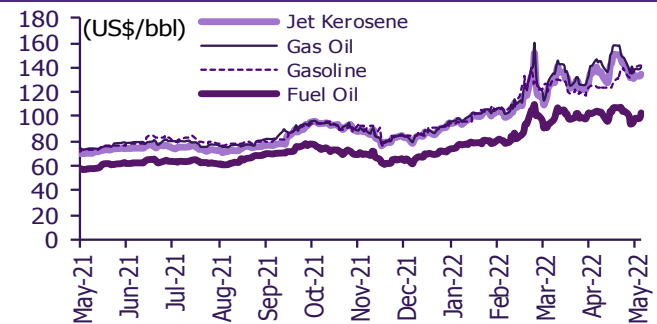
Crude prices



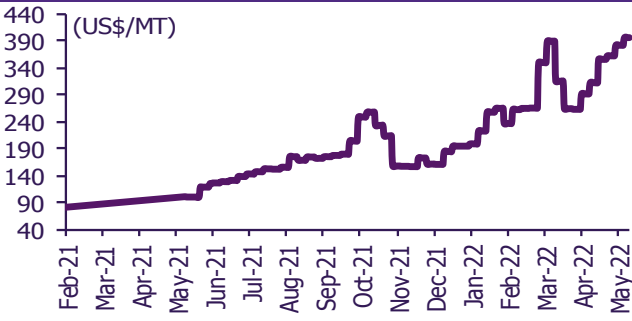
SG Dubai Hydrocracking Refinery Margin



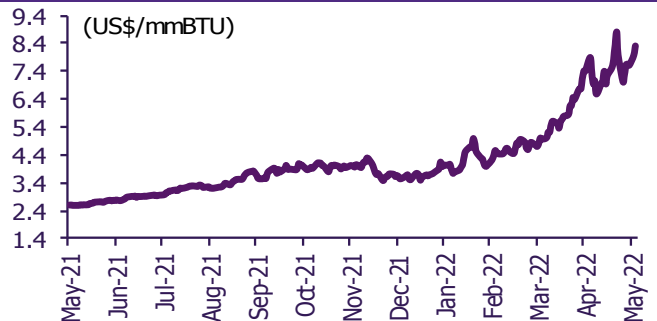
Oil product prices



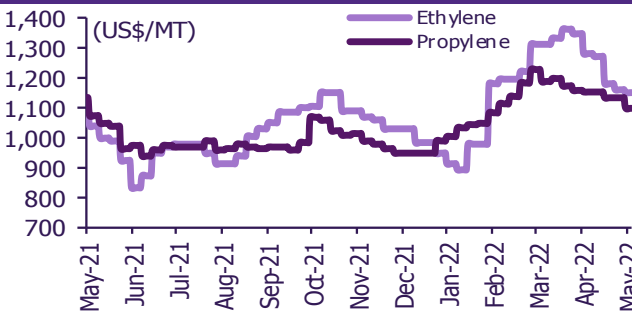
Coal price (NEX)



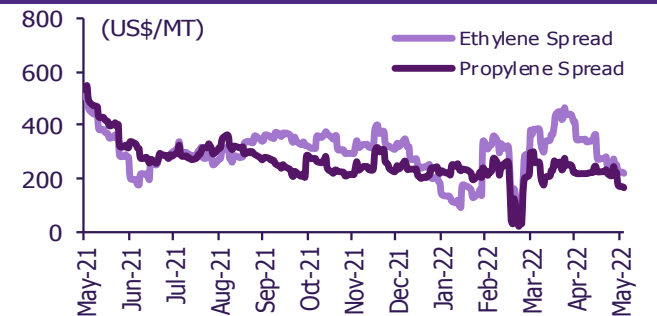
Natural gas prices (Henry hub)



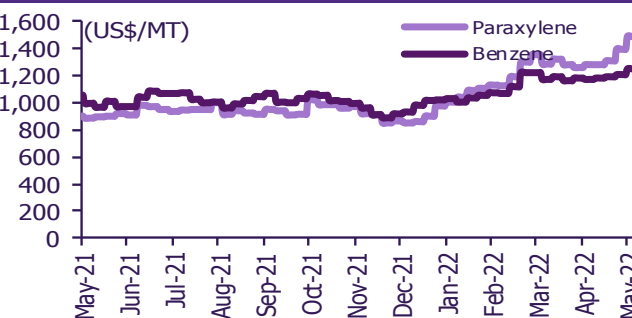
Olefins prices



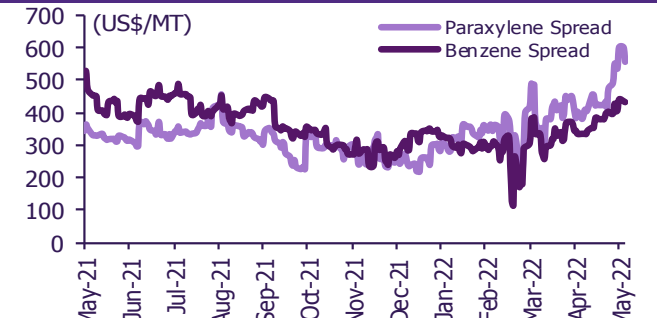
Olefins spreads



Aromatics prices

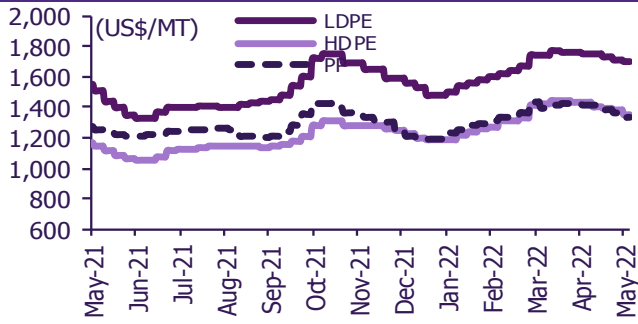


Aromatics spreads

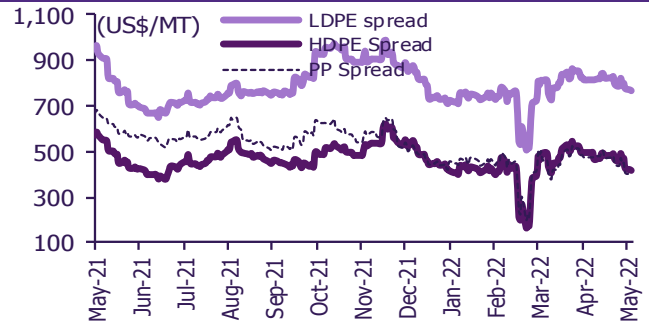


Commodities daily chart update

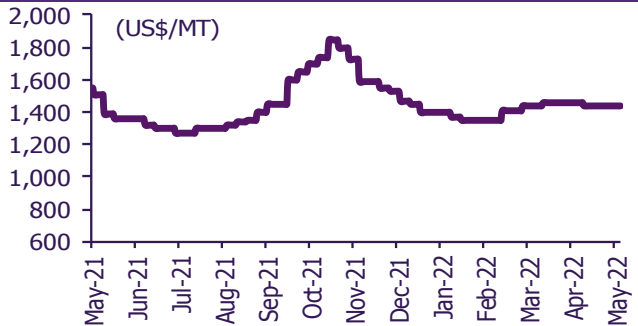
Polyolefins prices



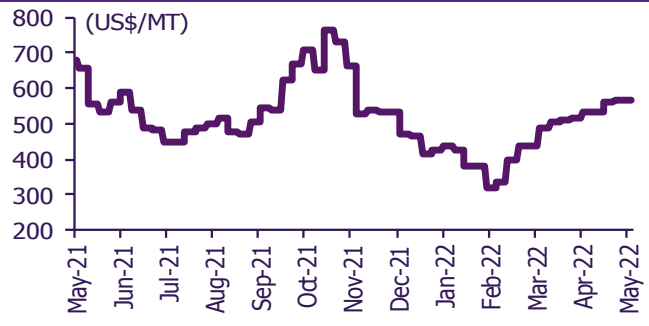
Polyolefins-Naphtha spreads



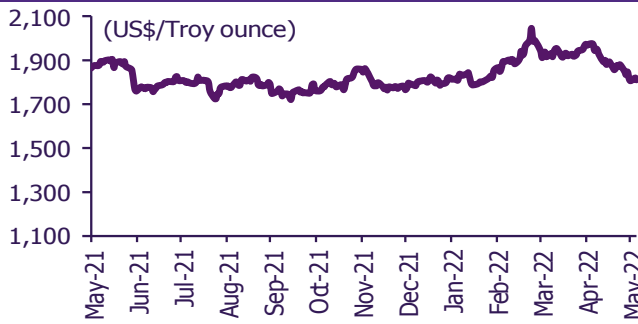
PVC price



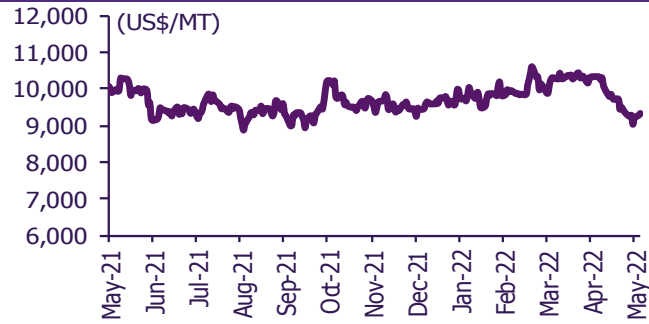
PVC spread



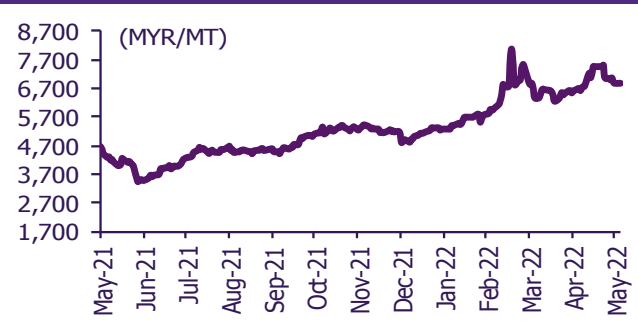
Gold price



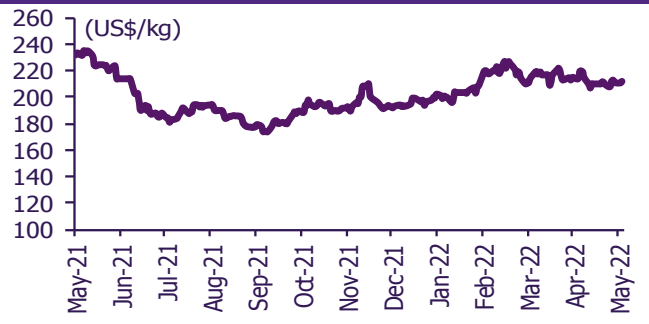
LME copper price



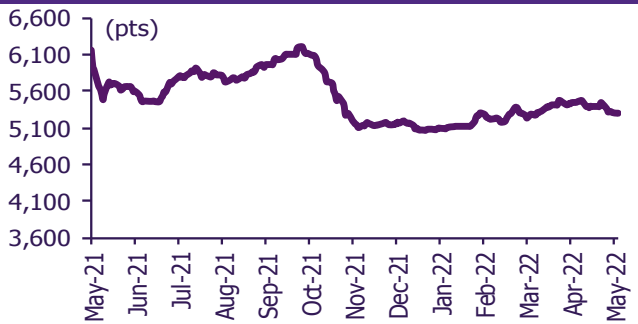
Malaysian crude palm oil price



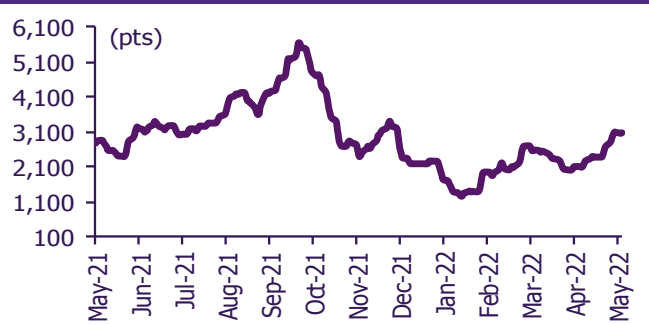
Rubber price (RSS3) futures



Steel price index



Baltic freight index



Source: Bloomberg Financial L.P., TQ Professional, BANPU, BOT, SCBS Investment Research

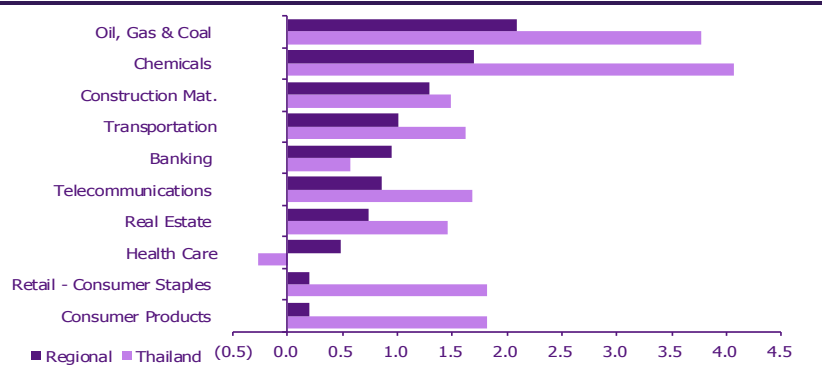
Market update

Global market movement

	17-May	Index	Chg (pts)	Performance (%)				PE (x)		EPS gth (%)		PBV (x)		ROE (%)	
				1D	WTD	MTD	YTD	22F	23F	22F	23F	22F	23F	22F	23F
S&P 500		4,089	80.84	2.0	1.6	(1.0)	(14.2)	18.0	16.4	17.3	9.4	3.8	3.4	22.9	28.0
Euro Stoxx 600		439	5.30	1.2	1.3	(2.5)	(10.0)	12.9	12.2	21.3	5.8	1.8	1.6	11.3	11.1
Japan		26,660	112.70	0.4	0.9	(0.7)	(7.4)	14.9	14.0	1.9	6.6	1.6	1.5	10.2	10.4
Hang Seng		20,603	652.31	3.3	3.5	(2.3)	(11.9)	10.5	9.2	(25.6)	14.3	1.1	1.0	11.3	11.3
MSCI Asia x J		659	16.58	2.6	2.8	(4.0)	(16.5)	12.4	11.0	3.7	13.1	1.5	1.3	11.7	11.6
Philippines		6,595	92.54	1.4	3.4	(2.0)	(7.4)	15.6	13.3	24.0	17.9	1.5	1.5	8.9	10.1
Indonesia		6,644	46.47	0.7	0.7	(8.1)	1.0	16.6	15.3	21.4	8.1	2.0	1.9	5.9	6.5
Malaysia		1,549	4.19	0.3	0.3	(3.2)	(1.2)	14.8	13.3	0.1	11.0	1.5	1.4	10.3	11.1
Thailand		1,614	30.11	1.9	1.9	(3.2)	(2.6)	16.7	15.2	11.7	9.9	1.6	1.6	8.2	8.9
Asean 4 - simple avg.				1.1	1.6	(4.1)	(2.6)	15.9	14.3	14.3	11.7	1.7	1.6	8.3	9.1
China		3,094	19.95	0.6	0.3	1.5	(15.0)	10.4	8.8	21.1	17.0	1.2	1.1	11.1	10.9
India		54,318	1,344.63	2.5	2.9	(4.8)	(6.8)	19.4	16.7	19.9	16.5	2.9	2.6	15.2	15.6
Singapore		3,202	10.73	0.3	0.3	(4.6)	2.5	12.7	11.1	10.2	14.6	1.0	1.0	8.9	9.7
Taiwan		16,056	155.05	1.0	1.4	(3.2)	(11.9)	11.2	11.4	8.2	(1.6)	2.0	1.9	19.6	18.2
Korea		2,620	23.86	0.9	0.6	(2.8)	(12.0)	10.6	9.4	2.8	13.3	1.0	0.9	7.1	13.3
Others				1.1	1.1	(2.8)	(8.6)	12.9	11.5	12.4	12.0	1.6	1.5	12.4	13.6

Regional sector movement

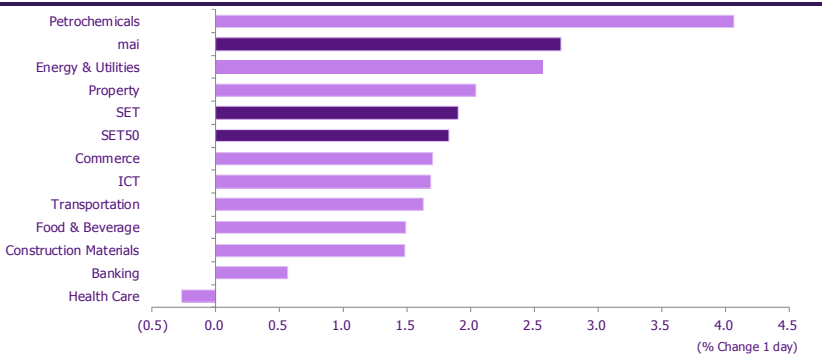
	Price performance (%) *			
	17-May	WoW	MoM	YTD
Banking	0.94	(1.21)	(9.48)	(7.76)
Chemicals	1.70	1.26	(9.28)	(6.98)
Construction Mat.	1.29	(0.39)	(9.99)	(4.37)
Consumer Products	0.20	1.26	(5.59)	(7.04)
Health Care	0.48	(0.43)	(8.87)	(11.33)
Oil, Gas & Coal	2.08	2.26	(3.24)	1.70
Real Estate	0.74	0.99	(8.39)	(12.40)
Retail - Consumer Staples	0.20	1.26	(5.59)	(7.04)
Telecommunications	0.86	(0.56)	(9.51)	(9.44)
Transportation	1.01	0.40	(5.83)	(3.74)



* Regional sector price performances (%) are based on US\$ and Thai sector price performances (%) are based on baht

Thailand sector movement

	Price performance (%)			
	17-May	WoW	MTD	YTD
Banking	0.57	(3.25)	(5.00)	(12.10)
Commerce	1.70	(2.42)	(3.91)	0.35
Construction Materials	1.48	(1.50)	(2.86)	(7.43)
Energy & Utilities	2.56	1.38	(1.07)	(0.32)
Food & Beverage	1.49	0.53	(2.58)	(2.81)
Health Care	(0.27)	4.11	1.02	13.68
ICT	1.69	(3.43)	(6.33)	6.28
Petrochemicals	4.06	2.87	(0.11)	(4.80)
Property	2.04	(1.48)	(4.22)	(1.01)
Transportation	1.62	1.01	0.46	5.15
SET	1.90	(0.51)	(3.18)	(2.60)
SET50	1.83	0.52	(1.33)	(2.04)
MAI	2.70	0.30	(7.71)	6.20



10 Most active stocks by value

Stock	Price (Bt)	Value (Btmn)	Chg (%)
PTTEP	157.50	3,258.82	3.96
JMT	76.00	2,927.67	11.76
PTT	37.00	2,883.34	2.07
KBANK	144.50	2,263.01	1.76
IVL	48.75	2,158.23	4.84
BDMS	26.75	2,128.94	(0.93)
SCB	108.00	2,084.26	0.47
AOT	67.50	2,074.12	0.75
CPF	25.75	1,898.75	4.25
BANPU	11.90	1,852.02	2.59

Top 10 gainers

Stock	Price (Bt)	Value (Btmn)	Chg (%)
INSURE	78.00	1.44	30.00
TNL	21.10	1.24	29.45
CPH	6.85	18.58	29.25
UP	25.00	0.95	25.00
TH	5.50	133.70	14.11
JMT	76.00	2,927.67	11.76
SISB	12.50	152.61	11.61
MEGA	54.00	862.86	11.34
W	2.86	6.00	10.85
TNPC	2.66	5.44	10.83

Top 10 losers

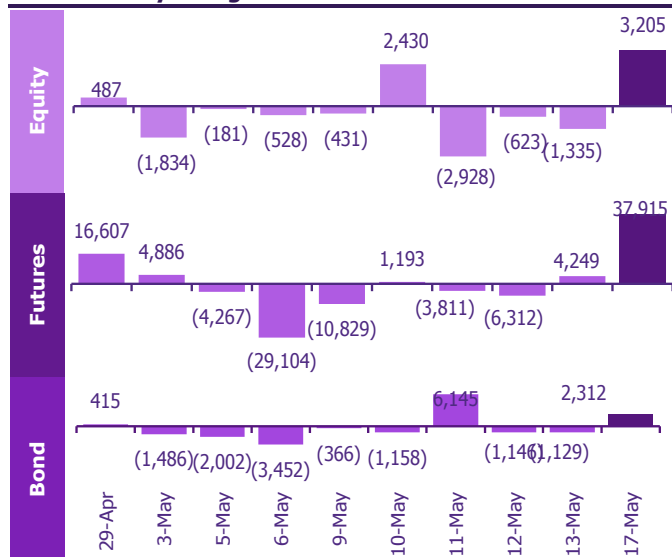
Stock	Price (Bt)	Value (Btmn)	Chg (%)
JDF	3.74	95.54	(16.89)
PDJ	2.52	19.11	(10.64)
MIPF	13.80	0.00	(9.80)
URBNPF	2.22	0.01	(9.76)
TNPF	1.80	0.05	(9.55)
TC	6.60	20.20	(8.97)
BCH	18.80	1,144.73	(6.00)
CHG	3.52	459.20	(5.88)
SMK	11.90	27.11	(5.56)
BLA	38.50	642.14	(5.52)

Fund flow monitor

Regional foreign fund flows to equity

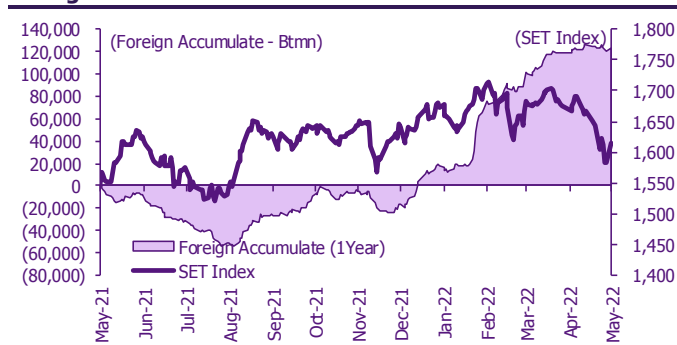
(US\$ Mn)	Thailand	Indonesia	Philippines	Malaysia	Vietnam	India	Taiwan	South Korea	Japan
Daily									
17-May-22	93	12	(1)		(2)		78	(43)	
16-May-22			(15)		11		(85)	(16)	
13-May-22	(38)	(157)	(26)	2	25	(454)	208	187	
12-May-22	(18)	(49)	(24)	(33)	(5)	(620)	(339)	(269)	
11-May-22	(85)	(21)	(8)	(1)	(4)	(389)	(523)	(235)	
Weekly									
WTD	93	12	(16)	0	10	(2,286)	(7)	(59)	622
13-May-22	(83)	(626)	(80)	13	73	(2,286)	(1,370)	(684)	0
6-May-22	(74)	0	(69)	(84)	(3)	(1,007)	(541)	(455)	622
29-Apr-22	102	1,759	(28)	30	35	(883)	(2,872)	(1,682)	3,850
22-Apr-22	98	373	(16)	57	113	(2,087)	(855)	(254)	4,631
Monthly									
MTD	(64)	(614)	(165)	(71)	80	(3,293)	(1,917)	(1,199)	622
Apr-22	321	2,783	(99)	193	170	(3,816)	(9,102)	(4,963)	29,604
Mar-22	1,006	584	(204)	783	(174)	(3,693)	(9,428)	(3,640)	(15,202)
Feb-22	1,931	1,220	141	679	(16)	(5,018)	(5,922)	418	(8,050)
YTD	3,626	4,398	(383)	1,664	(72)	(20,637)	(28,319)	(12,660)	12,743

Thailand daily foreign net flows

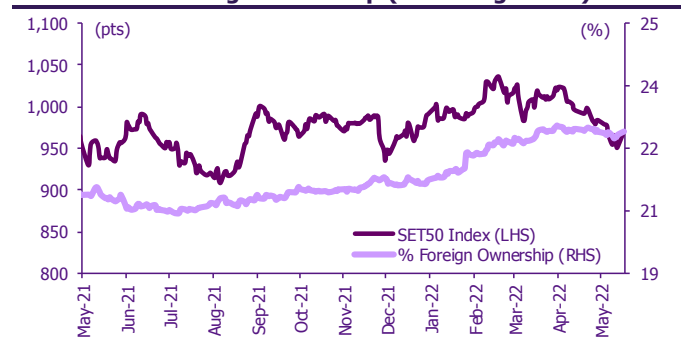


	Equity (Btmn)	SET50 futures (Contract)	Bond (Btmn)*	Bond (Btmn)
Daily				
17-May-22	3,205	37,915	7,343	2,312
Weekly				
WTD	3,205	37,915	7,343	2,312
13-May-22	(2,886)	(15,510)	(2,942)	2,346
6-May-22	(2,543)	(28,485)	(5,500)	(6,940)
29-Apr-22	3,494	5,847	1,144	2,203
22-Apr-22	3,292	(41,828)	(8,269)	(4,156)
Monthly				
MTD	(2,224)	(6,080)	(1,099)	(2,282)
Apr-22	10,869	(66,776)	(13,291)	7,617
Mar-22	33,530	39,723	8,382	(66,967)
Feb-22	62,975	608	(181)	71,853
Quarterly				
QTD	8,645	(72,856)	(14,390)	5,335
1Q22	110,864	30,899	6,488	85,559
4Q21	28,128	44,270	8,986	110,523
3Q21	(443)	6,232	1,282	21,383
2Q21	(46,593)	(7,583)	(994)	76,603
YTD				
2021	(48,578)	27,284	6,522	212,522
2020	(264,386)	(15,860)	(3,404)	(35,245)

Foreign net flow and SET movement



SET50 and its foreign ownership (excluding NVDR)



Foreign buy/sell activity monitor

Most foreign holding value change

	Fgn hid (%)	Δ Fgn (M.shares)	Buy* (Btmn)
AOT	8.87	3.45	233
BH	22.14	1.05	184
ADVANC	36.01	0.49	106
IVL	70.85	2.13	104
BDMS	21.64	3.40	91
JMT	5.25	0.81	62
KTB	10.66	3.76	54
KBANK	42.62	0.34	49
BGRIM	39.59	1.31	43
GUNKUL	6.12	7.50	38

	Fgn hid (%)	Δ Fgn (M.shares)	Sell* (Btmn)
TOP	15.58	(2.86)	(168)
PTTEP	16.09	(0.99)	(156)
TU	27.96	(9.26)	(152)
MINT	30.57	(4.37)	(144)
CPALL	34.02	(1.54)	(99)
BANPU	8.52	(8.22)	(98)
SCB	19.05	(0.68)	(73)
KKP	15.02	(0.87)	(60)
TIDLOR	40.81	(1.58)	(53)
MTC	8.09	(1.20)	(53)

Top-5 NVDR net buy/sell

	Buy* (Btmn)	Sell* (Btmn)
IVL	759	(348)
BDMS	630	(343)
EA	444	(198)
AOT	324	(170)
HANA	281	(159)
PTTEP	273	(144)
CPF	254	(139)
MEGA	229	(129)
PTTGC	201	(110)
PSL	183	(101)

* SCBS Investment Research estimates

Short sales

	Volume (Shares)	Turnover (Bt)	Average price (Bt)	Last price 17-May-22	Gap between last close and short	Short sale volume comparing with main board
SUPER	13,921,000	11,415,220	0.82	0.81	1.23	35.28
ICC	900	26,775	29.75	29.75	0.00	21.43
BCH-R	12,119,900	230,097,320	18.99	18.80	0.98	20.10
MAJOR	456,800	9,440,820	20.67	20.60	0.33	18.39
INTUCH-R	959,400	69,253,700	72.18	72.00	0.26	17.28
EGATIF	129,900	1,175,255	9.05	9.10	(0.58)	17.19
TASCO	279,900	4,476,160	15.99	16.00	(0.05)	16.22
CHG-R	19,090,100	68,144,486	3.57	3.52	1.41	14.95
TTW	657,800	7,104,240	10.80	10.80	0.00	14.04
STA-R	1,611,400	36,853,180	22.87	23.00	(0.56)	13.32
SPCG	44,900	731,870	16.30	16.30	0.00	13.15
EPG-R	446,800	4,414,910	9.88	9.80	0.83	13.15
DTAC	950,300	42,003,950	44.20	44.75	(1.23)	13.08
PTT	10,285,400	375,823,125	36.54	37.00	(1.24)	13.07
S-R	863,200	1,601,782	1.86	1.89	(1.82)	12.98
ITEL	722,200	3,784,705	5.24	5.30	(1.12)	12.89
AOT-R	3,899,500	262,076,275	67.21	67.50	(0.43)	12.66
TRUE	13,698,000	60,360,076	4.41	4.48	(1.64)	12.56
GLOBAL-R	971,900	21,055,080	21.66	21.80	(0.62)	12.40
BANPU	19,364,200	227,254,040	11.74	11.90	(1.38)	12.32
SCC-R	344,300	123,413,200	358.45	361.00	(0.71)	12.31
AJ	37,300	601,610	16.13	16.40	(1.65)	11.95
HMPRO-R	2,930,300	42,729,520	14.58	14.70	(0.80)	11.88
COM7-R	1,856,600	69,271,750	37.31	37.50	(0.50)	11.50
DCC-R	2,415,900	6,706,402	2.78	2.80	(0.86)	11.47
KCE-R	1,336,200	83,576,150	62.55	62.25	0.48	11.42
EPG	367,600	3,617,690	9.84	9.80	0.42	10.82
TCAP-R	426,500	16,273,200	38.16	38.25	(0.25)	10.78
TOP	2,210,100	128,014,650	57.92	58.75	(1.41)	10.76
TPIPP	570,400	2,018,798	3.54	3.58	(1.14)	10.75
SPALI	745,200	15,134,650	20.31	20.30	0.05	10.56
KTB	6,144,700	88,074,940	14.33	14.40	(0.46)	10.55
TCAP	415,900	15,825,600	38.05	38.25	(0.52)	10.51
GPSC-R	723,900	44,305,325	61.20	62.00	(1.28)	10.30
BLA-R	1,722,900	65,451,175	37.99	38.50	(1.33)	10.22
BEM	9,270,300	77,126,460	8.32	8.45	(1.54)	10.19
BAM	1,824,300	34,740,230	19.04	19.10	(0.30)	10.19
EA	2,079,600	175,493,875	84.39	85.50	(1.30)	10.18
SIRI	4,739,400	5,070,704	1.07	1.08	(0.93)	10.05
RCL-R	1,476,400	66,068,925	44.75	46.25	(3.24)	10.02
AP	1,156,800	12,621,240	10.91	10.90	0.10	10.01
BCPG	774,600	9,213,720	11.89	12.00	(0.88)	10.01
BA-R	501,200	5,414,320	10.80	10.90	(0.89)	9.77
SCGP-R	976,300	52,046,950	53.31	54.00	(1.28)	9.74
SAT-R	132,300	2,388,180	18.05	18.10	(0.27)	9.69
TTB	33,591,400	41,529,620	1.24	1.24	(0.30)	9.52
MAJOR-R	235,900	4,865,300	20.62	20.60	0.12	9.50
SUPER-R	3,717,300	3,048,186	0.82	0.81	1.23	9.42
AWC-R	2,916,700	14,150,488	4.85	4.86	(0.17)	9.38
AP-R	1,056,200	11,574,270	10.96	10.90	0.54	9.14
GPSC	636,400	38,867,250	61.07	62.00	(1.49)	9.06
BEM-R	8,181,600	67,991,125	8.31	8.45	(1.65)	8.99
QH	2,717,100	5,977,620	2.20	2.18	0.92	8.96
WHAUP	509,000	1,952,492	3.84	3.92	(2.14)	8.90
SAWAD-R	725,700	35,157,275	48.45	48.75	(0.62)	8.89
IRPC	14,131,400	45,524,908	3.22	3.24	(0.57)	8.88
OR	3,078,300	81,031,850	26.32	26.00	1.24	8.83
BBL	712,000	89,464,900	125.65	125.50	0.12	8.74
SPCG-R	29,800	485,740	16.30	16.30	0.00	8.73
BGRIM	796,900	26,066,325	32.71	33.00	(0.88)	8.71
PTT-R	6,840,200	249,777,200	36.52	37.00	(1.31)	8.69
TIDLOR-R	1,545,800	52,283,050	33.82	33.75	0.22	8.64
KBANK	1,357,400	194,929,200	143.60	144.50	(0.62)	8.63
ITD	912,500	1,647,377	1.81	1.85	(2.41)	8.53
TVO	261,000	8,126,750	31.14	31.50	(1.15)	8.51
CRC	2,060,300	74,417,450	36.12	36.25	(0.36)	8.49
WHAUP-R	482,400	1,856,106	3.85	3.92	(1.85)	8.44
BCP	612,900	21,309,750	34.77	35.00	(0.66)	8.40
AIE	68,000	262,290	3.86	3.90	(1.10)	8.32
IVL-R	3,700,100	178,780,750	48.32	48.75	(0.89)	8.27
CK	186,800	3,511,320	18.80	18.90	(0.54)	8.25
BTS-R	3,341,300	29,857,765	8.94	9.00	(0.71)	8.18
QH-R	2,470,000	5,434,000	2.20	2.18	0.92	8.15
TISCO-R	478,500	42,715,500	89.27	89.25	0.02	8.11
OSP-R	1,196,000	41,124,650	34.39	34.25	0.39	8.03
RJH	76,300	2,467,725	32.34	32.00	1.07	8.00
MTC-R	1,112,600	49,138,375	44.17	44.25	(0.19)	7.98
CBG-R	537,700	55,389,350	103.01	103.50	(0.47)	7.88
UNIQ	9,600	46,446	4.84	4.94	(2.06)	7.78
KCE	907,500	56,519,650	62.28	62.25	0.05	7.76
SPALI-R	539,700	10,955,970	20.30	20.30	0.00	7.65
S	504,200	949,551	1.88	1.89	(0.36)	7.58
CPALL	2,182,800	138,887,025	63.63	64.00	(0.58)	7.55
BH-R	301,100	51,866,800	172.26	174.50	(1.28)	7.40
MEGA-R	1,166,600	62,906,575	53.92	54.00	(0.14)	7.29
MTC	1,007,800	44,489,125	44.14	44.25	(0.24)	7.23
NDX01	13,633	152,690	11.20	0.12	9479.42	7.13
ROJNA	111,600	648,250	5.81	5.85	(0.71)	7.09
DELTA-R	113,000	37,948,100	335.82	342.00	(1.81)	7.02
KKP	332,100	23,038,200	69.37	69.50	(0.19)	7.00

	Volume (Shares)	Turnover (Bt)	Average price (Bt)	Last price 17-May-22	Gap between last close and short	Short sale volume comparing with main board
KKP-R	331,500	22,991,475	69.36	69.50	(0.21)	6.99
STEC	260,700	3,305,020	12.68	12.90	(1.72)	6.95
TOA	104,600	2,902,450	27.75	28.00	(0.90)	6.94
SCGP	693,000	36,680,125	52.93	54.00	(1.98)	6.92
RATCH-R	601,500	23,220,450	38.60	39.25	(1.65)	6.83
AMATA-R	860,200	16,468,910	19.15	19.30	(0.80)	6.81
VIBHA	1,266,500	3,128,504	2.47	2.54	(2.75)	6.80
PRM	311,700	1,772,920	5.69	5.80	(1.93)	6.76
BDMS	5,402,900	143,807,650	26.62	26.75	(0.50)	6.75
ADVANC-R	350,600	76,115,800	217.10	218.00	(0.41)	6.73
AWC	2,086,700	10,105,374	4.84	4.86	(0.35)	6.71
GULF	1,402,800	64,892,575	46.26	46.75	(1.05)	6.66
BAM-R	1,184,700	22,589,650	19.07	19.10	(0.17)	6.61
ADVANC	344,200	74,714,200	217.07	218.00	(0.43)	6.60
PSH	96,200	1,233,160	12.82	12.90	(0.63)	6.60
KBANK-R	1,037,300	149,451,350	144.08	144.50	(0.29)	6.60
BEC-R	676,500	9,792,360	14.48	14.60	(0.86)	6.59
PTTEP-R	1,371,800	213,828,550	155.87	157.50	(1.03)	6.56
BTS	2,654,000	23,714,340	8.94	9.00	(0.72)	6.50
LH-R	2,786,000	24,370,475	8.75	8.80	(0.60)	6.25
RATCH	542,300	20,980,700	38.69	39.25	(1.43)	6.16
GGC	28,000	393,690	14.06	14.00	0.43	6.14
SCB-R	1,192,500	127,062,000	106.55	108.00	(1.34)	6.11
GREEN	24,600	31,734	1.29	1.33	(3.01)	5.97
TOA-R	88,900	2,469,900	27.78	28.00	(0.78)	5.90
CKP	1,198,000	6,602,090	5.51	5.55	(0.70)	5.84
CPALL-R	1,680,800	106,940,250	63.62	64.00	(0.59)	5.82
LH	2,562,700	22,430,155	8.75	8.80	(0.54)	5.75
SCC	160,700	57,582,400	358.32	361.00	(0.74)	5.75
TQM-R	261,600	11,193,250	42.79	43.00	(0.49)	5.73
SCB	1,116,300	119,069,000	106.66	108.00	(1.24)	5.72
CBG	387,200	39,854,150	102.93	103.50	(0.55)	5.68
COM7	913,100	34,224,225	37.48	37.50	(0.05)	5.66
SHR-R	1,994,400	8,175,998	4.10	4.16	(1.45)	5.65
MBK-R	316,900	4,159,650	13.13	13.20	(0.56)	5.64
NER	325,900	2,167,235	6.65	6.65	0.00	5.48
DOHOME	266,100	5,080,790	19.09	19.10	(0.03)	5.47
GLOBAL	428,500	9,242,660	21.57	21.80	(1.06)	5.47
TOP-R	1,106,800	63,735,325	57.59	58.75	(1.98)	5.39
THCOM-R	31,100	270,670	8.70	8.85	(1.66)	5.38
OR-R	1,871,200	49,178,725	26.28	26.00	1.08	5.37
THCOM	30,800	268,250	8.71	8.85	(1.59)	5.33
CPN	535,900	32,117,375	59.93	60.75	(1.35)	5.28
BDMS-R	4,216,800	111,881,225	26.53	26.75	(0.81)	5.27
IRPC-R	8,208,000	26,115,748	3.18	3.24	(1.80)	5.16
TU-R	1,893,700	31,317,530	16.54	16.40	0.84	5.15
PTTEP	1,053,000	163,818,750	155.57	157.50	(1.22)	5.03
MBK	282,200	3,756,500	13.31	13.20	0.84	5.03
EGCO-R	115,100	19,990,750	173.68	175.00	(0.75)	5.00
IVL	2,227,900	106,960,375	48.01	48.75	(1.52)	4.98
AOT	1,436,300	96,266,825	67.02	67.50	(0.70)	4.67
TRUE-R	5,085,400	22,556,900	4.44	4.48	(0.99)	4.66
WHA	2,654,900	8,327,892	3.14	3.14	(0.10)	4.44
VGI	1,677,600	8,205,658	4.89	4.86	0.64	4.36
MC	16,400	145,220	8.85	8.95	(1.06)	4.35
NTV	3,600	119,700	33.25	33.75	(1.48)	4.34
MINT-R	856,500	28,267,450	33.00	33.00	0.01	4.33
SGP	67,800	766,600	11.31	11.50	(1.68)	4.29
BPP	105,600	1,693,020	16.03	16.00	0.20	4.19
HFT-R	30,800	202,415	6.57	6.70	(1.91)	4.19
UTP-R	15,100	240,030	15.90	16.10	(1.27)	4.16
OSP	614,300	21,083,250	34.32	34.25	0.21	4.13
SSP	184,100	1,832,240	9.95	9.90	0.53	4.11
AIT	129,900	854,590	6.58	6.65	(1.07)	4.08
PTTGC-R	1,306,900	59,278,275	45.36	46.25	(1.93)	4.06
HANA-R	616,100	28,255,875	45.86	46.50	(1.37)	4.01
CHG	5,104,400	18,834,960	3.69	3.52	4.83	4.00
BJC	490,300	17,732,325	36.17	37.00	(2.25)	3.98
PTTGC	1,277,600	57,917,125	45.33	46.25	(1.98)	3.97
RS	195,800	3,075,460	15.71	15.70	0.05	3.94
TU	1,440,500	23,845,390	16.55	16.40	0.94	3.92
CPF	2,896,200	73,929,600	25.53	25.75	(0.87)	3.88
STANLY	900	150,900	167.67	167.50	0.10	3.88
JMT	1,541,900	112,348,750	72.86	76.00	(4.13)	3.88
UV	9,900	28,314	2.86	2.84	0.70	3.85
WHA-R	2,296,000	7,164,680	3.12	3.14	(0.62)	3.84
M-R	96,900	4,854,075	50.09	50.25	(0.31)	3.82
CPN-R	380,200	22,828,700	60.04	60.75	(1.16)	3.75
SIRI-R	1,766,800	1,890,093	1.07	1.08	(0.95)	3.75
HMPRO	917,400	13,473,730	14.69	14.70	(0.09)	3.72
VIBHA-R	680,600	1,696,518	2.49	2.54	(1.86)	3.66
MINT	719,400	23,743,500	33.00	33.00	0.01	3.63
SPRC	1,649,600	19,240,380	11.66	11.80	(1.16)	3.63

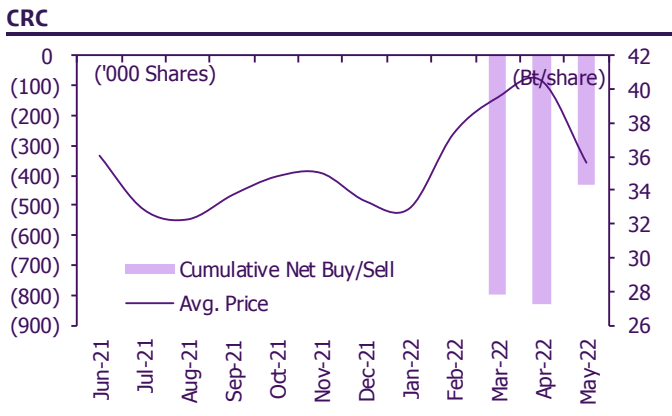
Source: SET, SCBS Investment Research

Director trade

1. Director trade as reported on May 17, 2022.

Company	Name of Director	Product	Transaction date	Amount (Shares)	Average Price (Bt)	Amount (Bt)	Buy/Sell
CRC	Mr. TY CHIRATHIVAT	Common Share	13-05-22	400,000	35.62	14,248,000	Purchase
HL	Miss PATTARAWAN SIRIPONGVILAI	Common Share	13-05-22	3,200	25.50	81,600	Sale
ICN	Mr. MONCHAI MANEPAIROJ	Common Share	13-05-22	10,000	3.70	37,000	Purchase
LPH	Mr. UNGOON CAHNTANAVANICH	Common Share	13-05-22	50,000	5.53	276,500	Purchase
MBAX	Mr. SURACHAI ATSAWAKAEWMONGKHON	Common Share	13-05-22	10,000	5.00	50,000	Purchase
MJD	Miss PETRADA POOLVORALAKS	Common Share	12-05-22	200,000	1.69	338,000	Purchase
MJD	Miss PETRADA POOLVORALAKS	Common Share	12-05-22	100,000	1.70	170,000	Purchase
MJD	Miss PETRADA POOLVORALAKS	Common Share	13-05-22	200,000	1.66	332,000	Purchase
MJD	Miss PETRADA POOLVORALAKS	Common Share	13-05-22	200,000	1.67	334,000	Purchase
SAK	Mrs. WORANUTCHANAN PHONGSURANG	Common Share	17-05-22	20,000	7.90	158,000	Purchase
SANKO	Mr. RATTAWAT SUKSAICHOL	Common Share	12-05-22	100,000	1.67	167,000	Sale
SCN	Mr. THANCHART KITPIPIT	Common Share	13-05-22	100,000	2.22	222,000	Purchase
SCN	Mr. THANCHART KITPIPIT	Common Share	13-05-22	100,000	2.20	220,000	Sale
THG	Mr. BOON VANASIN	Common Share	11-05-22	192,000	57.71	11,080,320	Purchase
THG	Mr. BOON VANASIN	Common Share	12-05-22	353,000	57.18	20,184,540	Purchase
THG	Mr. BOON VANASIN	Common Share	13-05-22	361,000	59.74	21,566,140	Purchase
TMT	Mr. PRAWAS SONTAWAKUL	Common Share	17-05-22	30,000	9.22	276,600	Purchase
WIIK	Mrs. SUMALEE ONGCHARIT	Common Share	13-05-22	45,000	1.95	87,750	Purchase
WIIK	Mrs. SUMALEE ONGCHARIT	Common Share	13-05-22	95,000	1.95	185,250	Purchase
					Total	Purchase	69,546,100
						Sale	468,600
						Net	<u>69,077,500</u>

2. 12-month cumulative net buy/sell for SCBS-covered stocks with activity as of last close



Corporate calendar

May				
Monday	Tuesday	Wednesday	Thursday	Friday
16	17	18	19	20
Substitution for Wisakha Bucha Day	New warrant NDR-W2 XD DIF Bt0.26 INETREIT Bt0.2332 POPF Bt0.2544 PPF Bt0.1715 SIRIP Bt0.05 PD ADB Bt0.05 AHC Bt0.6034 ALUCON Bt10 ASP Bt0.2 AYUD Bt0.77 BFIT Bt0.82 CPN Bt0.6 DCON Bt0.011 ENGY Bt0.08 FSS Bt0.1 HANA Bt1 III Bt0.3 LANNA Bt1 MTC Bt0.37 NCH Bt0.08 NSL Bt0.25 PDJ Bt0.1 PM Bt0.3 PT Bt0.41 SFT Bt0.1015 SGP Bt0.8 SPCG Bt0.55 SRICHA Bt0.25 SUSCO Bt0.1 SVI Bt0.23 TEAM Bt0.11 THIP Bt1.75 THREL Bt0.12 TM Bt0.085 TPIPL Bt0.06 VNG Bt0.3 Last trading day J-W1 Share listing FTE 59,999,924 Shares	XD CPNCG Bt0.225 CPNREIT Bt0.1814 XR CHO 17 : 2 @Bt0.702 XW CHO 5 : 1 XE J-W1 1 : 1.02504 @Bt1.95114 PD ASIAN Bt0.4 DOHOME Bt0.022222223 DOHOME 5 : 1 XD(ST) FN Bt0.0037 IHL Bt0.1 ILM Bt0.4 L&E Bt0.085 LHFG Bt0.01 LOXLEY Bt0.07 PK Bt0.065 PK-P Bt0.02375 QH Bt0.07 SAK Bt0.116 SAMCO Bt0.04 SAUCE Bt1.6 SNNP Bt0.14 TNITY Bt0.75 TNPC Bt0.05 TNPC 15 : 1 XD(ST) TPCH Bt0.053 VL Bt0.015 WGE Bt0.05 Company name change JUTHA to "BIO Green Energy Tech PCL" Symbol change JUTHA to "BIOTEC" Share listing AGE 120,857,304 Shares GRAND 52,910,052 Shares	XD FTREIT Bt0.175 TPRIME Bt0.123 XR NINE 1.5232 : 1 @Bt3.30 PD 2S Bt0.27 2S 10 : 1 XD(ST) AH Bt0.47 BEC Bt0.25 BJC Bt0.51 BM Bt0.04 CCET Bt0.0094 CCET 12 : 1 XD(ST) ICN Bt0.2 INSET Bt0.17 KKP Bt2.2 LEE Bt0.13 MAKRO Bt0.32 MFC Bt2.15 PEACE Bt0.2 PEACE 5 : 1 XD(ST) PORT Bt0.025 PR9 Bt0.14 RPC Bt0.1 SABINA Bt0.44 SABUY Bt0.03 SC Bt0.2 SNP Bt0.58 SUN Bt0.15 SVT Bt0.04 SYMC Bt0.075 TACC Bt0.18 TISCO Bt7.15 TISCO-P Bt7.15 TK Bt0.5 TPA Bt0.45 UEC Bt0.03 WHAUP Bt0.16 Company name change NMG to "Nation Group (Thailand) PCL" Symbol change NMG to "NATION" Last trading day VIBHA-W3	XD JASIF Bt0.23 SPRIME Bt0.149 TSTH Bt0.05 XR PPPM 1 : 3 @Bt0.10 XW PPPM 6 : 1 XE VIBHA-W3 1 : 1.0023 @Bt2.993 PD AJ Bt0.25 AWC Bt0.01076 BAM Bt0.55 BROOK Bt0.005 BROOK 10 : 1 XD(ST) BUI Bt1 CAZ Bt0.16 CIVIL Bt0.02 CKP Bt0.08 CPALL Bt0.6 CPI Bt0.19 CPL Bt0.05 CTW Bt0.1 DITTO Bt0.0111111111111111 DITTO 5 : 1 XD(ST) EA Bt0.3 ECF Bt0.0157 EKH Bt0.13 EKH 25 : 1 XD(ST) FMT Bt2.625 FPI Bt0.07 GLORY Bt0.02 HTECH Bt0.08 IIG Bt0.4 INOX Bt0.107 IVL Bt0.25 JUBILE Bt0.37 KWM Bt0.096 LH Bt0.25 LPF Bt0.1873 LPH Bt0.1 MFEC Bt0.4 MGT Bt0.12 MICRO Bt0.077 MITSIB Bt0.015 MODERN Bt0.07 NKI Bt1.5 NKI 35 : 1 XD(ST) NRF Bt0.041 NTV Bt0.6 PACO Bt0.05 PDG Bt0.08 PDG 10 : 1 XD(ST) PHOL Bt0.16 PL Bt0.11 PRAPAT Bt0.006 PRAPAT 10 : 1 XD(ST) PREB Bt0.4 PRIN Bt0.075 PROS Bt0.03 PSH Bt0.65 PTG Bt0.25 RATCH Bt1.35 RCL Bt3 RPH Bt0.25 SAWAD Bt1.8 SCG Bt0.061 SEA OIL Bt0.0074074075 SEA OIL 15 : 1 XD(ST) SINGER Bt0.55 SIRI Bt0.06 SKN Bt0.28 SMART Bt0.04 STECH Bt0.05 SUPER Bt0.006 SYNTEC Bt0.03 TIDLOR Bt0.274 TIDLOR 13 : 1 XD(ST) TNP Bt0.05 TPAC Bt0.141 TWPC Bt0.2159 UBE Bt0.024 UVAN Bt0.4 VCOM Bt0.17 VIH Bt0.5

May				
Monday	Tuesday	Wednesday	Thursday	Friday
23	24	25	26	27
PD APP Bt0.2 CK Bt0.25 DEMCO Bt0.03 GUNKUL Bt0.12 HPT Bt0.02 ICHI Bt0.5 PRAKIT Bt0.6 PYLON Bt0.06 SCN Bt0.055 SPG Bt0.45 TOA Bt0.19 VNT Bt2.4	XD ADD Bt0.13 BBGI Bt0.15 KTBSTMR Bt0.1733 PSL Bt0.5 SUPEREIF Bt0.25272 TSC Bt0.4 XW CPANEL 5 : 1 XT ALL 1 : 1 PD CMR Bt0.065 HUMAN Bt0.1 ICC Bt0.35 KAMART Bt0.06 KCAR Bt0.26 KISS Bt0.1 KUN Bt0.08 MOONG Bt0.21 NETBAY Bt0.7945 NNCL Bt0.06 OCC Bt0.05 ORI Bt0.42 PIMO Bt0.045 PTC Bt0.1 RJH Bt1 RT Bt0.014 SELIC Bt0.00533728 SELIC 10.40904316 : 1 XD(ST) SPC Bt1 SPI Bt0.6 TKC Bt0.3 TVT Bt0.03 WACOAL Bt0.5	XD AIMIRT Bt0.2215 ALLY Bt0.162 AMATAR Bt0.155 BGC Bt0.125 HREIT Bt0.1556 XE JMART-W3 1 : 1.13019 @Bt9.73303 PERM-W1 1 : 1 @Bt1.8 PD AKP Bt0.05 ALLA Bt0.05 AMR Bt0.08 ARROW Bt0.35 ASEFA Bt0.22 BE8 Bt0.06 BLA Bt0.56 CHOTI Bt3.18 CMC Bt0.04 COLOR Bt0.05 CPF Bt0.25 CV Bt0.0235 FE Bt5.5 HFT Bt0.425 HTC Bt0.96 M Bt0.8 MATI Bt0.45 NEW Bt0.35 PAF Bt0.015 PG Bt0.1 PRM Bt0.18 RS Bt0.35 RWI Bt0.1 S & J Bt1.2 SALEE Bt0.015 SCM Bt0.17 SICT Bt0.043 SITHAI Bt0.03 SK Bt0.025 SSF Bt0.5185 SSP Bt0.0111111114 SSP 10 : 1 XD(ST) TCOAT Bt0.55 TEAMG Bt0.15 TNL Bt0.5 TPCS Bt0.75 TRU Bt0.1 TTI Bt0.5 UTP Bt0.31 VIBHA Bt0.05 WHA Bt0.0735	XD BKI Bt3.5 BOFFICE Bt0.1753 GVREIT Bt0.192 OISHI Bt0.5 PROSPECT Bt0.03 XW PPM 2 : 1 PD AP Bt0.5 BAY Bt0.45 BRR Bt0.07 CPR Bt0.11 CSS Bt0.1 DMT Bt0.25 ILINK Bt0.38 INET Bt0.042 KUMWEL Bt0.06 LEO Bt0.18 NOBLE Bt0.08 NYT Bt0.16 OSP Bt0.65 PB Bt1.06 PIN Bt0.15 RAM Bt0.2 RICHY Bt0.0075 RICHY 16 : 1 XD(ST) SAPPE Bt1.1 TC Bt0.15 TFMAMA Bt1.9 TMILL Bt0.13 TRUBB Bt0.15 UOBKH Bt0.16 WIIK Bt0.09	XD FUTUREPF Bt0.26 KAMART Bt0.06 XR META 10 : 3 @Bt0.47 XW TNDT 4 : 1 PD A5 Bt0.01 ABICO Bt0.0452 AKR Bt0.03 AMARIN Bt0.19 AMC Bt0.34 CEN Bt0.12 CRC Bt0.3 CSR Bt0.75 CWT Bt0.0535 EASTW Bt0.24 FNS Bt0.5 IMH Bt0.9 JWD Bt0.25 M-CHAI Bt7 MILL Bt0.01 MILL 10 : 1 XD(ST) ONEE Bt0.069 PLE Bt0.019 PPM Bt0.033 ROJNA Bt0.2 SCP Bt0.15 SECURE Bt0.18 SIAM Bt0.01 SMIT Bt0.22 SMT Bt0.05 SONIC Bt0.11 SORKON Bt0.15 SSSC Bt0.23 STHAI Bt0.11 SWC Bt0.265 TOPP Bt4.05 TSTE Bt0.14 TWP Bt0.065 WP Bt0.15
30	31			
XD WHART Bt0.1915 YGG Bt0.109 XR POLAR 3.34 : 1 @Bt0.02 XW LEO 1 : 100 PD APCS Bt0.06	PD DCC Bt0.055			

XD - Cash Dividend
 XD(ST) - Stock Dividend

PD - Payment Date
 XR - Rights for Common

XW - Rights for Warrant
 XT - Rights for Transferable Subscription Right

XE - Warrant Exercise
 CW - Capital write-down

SP - Suspension

Disclaimer

The information in this report has been obtained from sources believed to be reliable. However, its accuracy or completeness is not guaranteed. Any opinions expressed herein reflect our judgment at this date and are subject to change without notice. This report is for information only. It is not to be construed as an offer, or solicitation of an offer to sell or buy any securities. We accept no liability for any loss arising from the use of this document. We or our associates may have an interest in the companies mentioned therein.

SCB Securities Company Limited ("SCBS") is a wholly-owned subsidiary of The Siam Commercial Bank Public Company Limited ("SCB"). Any information related to SCB is for sector comparison purposes.

This document is prepared by SCB Securities Company Limited ("SCBS") which is wholly-owned by the Siam Commercial Bank Public Company Limited ("SCB"). SCB acts as financial advisor of the SCG Chemicals Public Company Limited (SCGC). Any opinions, news, research, analyses, prices, statements, forecasts, projections and/or other information contained in this document (the "Information") is provided as general information purposes only and shall not be construed as individualized recommendation of an offer to buy or sell or the solicitation of an offer to buy or sell any securities. SCBS and/or its directors, officers and employees shall not be liable for any direct, indirect, incidental, special or consequential loss or damage, resulting from the use of or reliance on the Information, including without limitation to, damages for loss of profits. The investors shall use the Information in association with other information and opinion, including their own judgment in making investment decision. The Information is obtained from sources believed to be reliable, and SCBS cannot guarantee the accuracy, completeness and/or correctness of the Information.

This document is prepared by SCB Securities Company Limited ("SCBS") which is wholly-owned by The Siam Commercial Bank Public Company Limited ("SCB"). SCB may be appointed to act as financial advisor in relation to transactions to be carried out by Thai Oil Company Limited. Any opinions, news, research, analyses, prices, statements, forecasts, projections and/or other information contained in this document (the "Information") is provided as general information purposes only and shall not be construed as individualized recommendation of an offer to buy or sell or the solicitation of an offer to buy or sell any securities. SCBS and/or its directors, officers and employees shall not be liable for any direct, indirect, incidental, special or consequential loss or damage, resulting from the use of or reliance on the Information, including without limitation to, damages for loss of profits. The investors shall use the Information in association with other information and opinion, including their own judgment in making investment decision. The Information is obtained from sources believed to be reliable, and SCBS cannot guarantee the accuracy, completeness and/or correctness of the Information.

This document is prepared by SCB Securities Company Limited ("SCBS") which is wholly-owned by The Siam Commercial Bank Public Company Limited ("SCB"). SCB has acted as Financial Advisor, Lead Arranger of Global Power Synergy Public Company Limited. Any opinions, news, research, analyses, prices, statements, forecasts, projections and/or other information contained in this document (the "Information") is provided as general information purposes only, and shall not be construed as individualized recommendation of an offer to buy or sell or the solicitation of an offer to buy or sell any securities. SCBS and/or its directors, officers and employees shall not be liable for any direct, indirect, incidental, special or consequential loss or damage, resulting from the use of or reliance on the Information, including without limitation to, damages for loss of profits. The investors shall use the Information in association with other information and opinion, including their own judgment in making investment decision. The Information is obtained from sources believed to be reliable, and SCBS cannot guarantee the accuracy, completeness and/or correctness of the Information.

This document is prepared by SCB Securities Company Limited ("SCBS") which is wholly-owned by The Siam Commercial Bank Public Company Limited ("SCB"). SCB Asset Management Company Limited ("SCBAM") which is wholly-owned by The Siam Commercial Bank Public Company Limited ("SCB"). SCB has acted as Financial Advisor of Digital Telecommunications Infrastructure Fund. SCBAM has acted as Fund Manager of Digital Telecommunications Infrastructure Fund. Any opinions, news, research, analyses, prices, statements, forecasts, projections and/or other information contained in this document (the "Information") is provided as general information purposes only, and shall not be construed as individualized recommendation of an offer to buy or sell or the solicitation of an offer to buy or sell any securities. SCBS and/or its directors, officers and employees shall not be liable for any direct, indirect, incidental, special or consequential loss or damage, resulting from the use of or reliance on the Information, including without limitation to, damages for loss of profits. The investors shall use the Information in association with other information and opinion, including their own judgment in making investment decision. The Information is obtained from sources believed to be reliable, and SCBS cannot guarantee the accuracy, completeness and/or correctness of the Information.

SCBS reserves the right to modify the Information from time to time without notice and in its sole discretion. This document is delivered to intended recipient(s) only and is not permitted to reproduce, retransmit, disseminate, sell, distribute, republish, circulate or commercially exploit the Information in any manner without the prior written consent of SCBS.

Futures and Options trading carry a high level of risk with the potential for substantial losses, and are not suitable for all persons. Before deciding to trade Futures and Options, you should carefully consider your financial position, investment objectives, level of experience, and risk appetite if Futures and Options trading are appropriate. The possibility exists that you could sustain a loss of some or all of your initial investment. You should be aware of all the risks associated with Futures and Options trading, and you are advised to rely on your own judgment while making investment decision and/or should seek advice from professional investment advisor if you have any doubts.

This document is delivered to intended recipient(s) only and is not permitted to reproduce, retransmit, disseminate, sell, distribute, republish, circulate or commercially exploit the Information in any manner without the prior written consent of SCBS.

Copyright©2012 SCB Securities Company Limited. All rights reserved.

CG Rating 2021 Companies with CG Rating

Companies with Excellent CG Scoring

AAV, ADVANC, AF, AH, AIRA, AKP, AKR, ALT, AMA, AMATA, AMATAV, ANAN, AOT, AP, ARIP, ARROW, ASP, AUCTION, AWC, AYUD, BAFS, BANPU, BAY, BBL, BCP, BCPG, BDMS, BEM, BGC, BGRIM, BIZ, BKI, BOL, BPP, BRR, BTS, BTW, BWG, CENTEL, CFRESH, CHEWA, CHO, CIMBT, CK, CKP, CM, CNT, COM7, COMAN, COTTO, CPALL, CPF, CPI, CPN, CRC, CSS, DDD, DELTA, DEMCO, DRT, DTAC, DUSIT, EA, EASTW, ECF, ECL, EE, EGCO, EPG, ETC, FPI, FPT, FSMART, GBX, GC, GCAP, GFPT, GGC*, GLAND, GLOBAL, GPI, GPSC, GRAMMY, GULF, GUNKUL, HANA, HARN, HMPRO, ICC, ICHI, III, ILINK, ILM, INTUCH, IP, IRPC, ITTEL, IVL, JSP, JWD, K, KBANK, KCE, KKP, KSL, KTB, KTC, LALIN, LANNA, LH, LHFG, LIT, LPN, MACO, MAJOR, MAKRO, MALEE, MBK, MBKET, MC, MCOT, METCO, MFEC, MINT, MONO, MOONG, MSC, MTC, MVP, NCL, NEP, NER, NKI, NOBLE, NSI, NVD, NWR, NYT, OISHI, OR, ORI, OSP, OTO, PAF, PCSGH, PDG, PDJ, PG, PHOL*, PLANB, PLANET, PLAT, PORT, PPS, PR9, PREB, PRG, PRM, PROUD, PSH, PSL, PTG, PTT, PTTEP, PTTGC, PYLON, Q-CON, QH, QTC, RATCH, RS, S, S & J, SAAM, SABINA, SAMART, SAMTEL, SAT, SC, SCB, SCC, SCCC, SCG, SCGP, SCM, SDC, SEAFCO, SEAOL, SE-ED, SELIC, SENA, SHR, SIRI, SIS, SITHAI, SMK, SMP, SNC, SONIC, SPALI, SPI, SPRC, SPVI, SSSC, SST, STA, STEC*, STI, SUN, SUSCO, SUTHA, SVI*, SYMC, SYNTEC, TACC, TASCO, TCAP, TEAMG, TFMAMA, TGH, THANA, THANI, THCOM, THG, THIP, THRE, THREL, TIP*, TIPCO, TISCO, TK, TKT, TMT, TNDT, TNITY, TOA, TOP, TPBI, TQM, TRC, TRU, TRUE, TSC, TSR, TSTE, TSTH, TTA, TTB, TTCL, TTW, TU, TVD, TVI, TVO, TWPC, U, UAC, UBIS, UV, VGI, VIH, WACOAL, WAVE, WHA, WHAUP, WICE, WINNER, ZEN

Companies with Very Good CG Scoring

2S, 7UP, ABICO, ABM, ACE, ACG, ADB, AEONTS, AGE, AHC, AIT, ALL, ALLA, ALUCON, AMANAH, AMARIN, APCO, APCS, APURE, AQUA, ASEFA, ASIAN, ASK, ATP30, BA, BC, BEC, BFIT, BJCHI, BR, CBG, CGH, CHAYO, CHOTI, CI, CMC, CPL, CRD, CSP, DCC, ASAP, ASIA, ASIMAR, ASN, B, BAM, BCH, BEYOND, BJC, BLA, BROOK, CEN, CHARAN, CHG, CHOW, CIG, COLOR, CPW, CSC, CWT, DCON, DHOUSE, DOD, DOHOME, DV8, EASON, EFORL, ERW, ESSO, ESTAR, ETE, FE, FLOYD, FN, FNS, FORTH, FSS, FTE, FVC, GEL, GENCO, GJS, GYT, HPT, HTC, HYDRO, ICN, IFS, IMH, IND, INET, INSET, INSURE, IRC, IRPC, IT, ITD*, J, JAS, JCK, JCKH, JMART, JMT, KBS, KCAR, KEX, KGI, KIAT*, KISS, KOOL, KTIS, KUMWEL, KUN, KWC, KWM, L&E, LDC, LEO, LHK, LOXLEY, LRH, LST, M, MATCH, MBAX, MEGA, META, MFC*, MGT, MICRO, MILL, MITSIB, MK, MODERN, MTI, NBC, NCAP, NCH, NETBAY, NEX, NINE, NRF, NTV, OCC, OGC, PATO, PB, PICO, PIMO, PJW, PL, PM, PMTA, PPP, PPPM, PRIME, PRIN, PRINC, PSTC, PT, QLT, RBF, RCL, RICHY, RML, ROJNA, RPC, RT, RWI, S11, SA, SAK, SALEE, SAMCO, SANKO, SAPPE, SAWAD, SCI, SCN, SCP, SE, SFLEX, SFP, SFT, SGF, SIAM, SINGER, SKE, SKN, SKR, SKY, SLP, SMIT, SMT, SNP, SO, SORKON, SPA, SPC, SPCG, SR, SRICHA, SSC, SSF, STANLY, STGT, STOWER*, STPI, SUC, SWC, SYNEX, T, TAE, TAKUNI, TBSP, TCC, TCMC, TEAM, TFG, TFI, TIGER, TITLE, TKN, TKS, TM, TMC, TMD, TMI, TMILL, TNL, TNP, TOG, TPA, TPAC, TPCS, TPS, TRITN, TRT, TSE, TVT, TWP, UEC, UMI, UOBKH, UP, UPF, UPOIC, UTP, VCOM, VL, VNT, VPO, VRANDA, WGE, WIJK, WP, XO, XPG, YUASA

Companies with Good CG Scoring

A, AI, AIE, AJ, AMC, APP, AQ, ARIN, AS, AU, B52, BEAUTY, BGT, BH, BIG, BLAND, BM, BROCK, BSBM, BSM, BYD*, CCP, CITY, CMO, CPT, CSR, EKH, EP, FMT, GLOCON*, GSC, HTECH, IHL, INGRS, JAK, JTS, KASET, KK, KWG, LEE, BTNC, CAZ, CGD, CMAN, CMR, CRANE, D, EMC, F&D, GIFT, GREEN, GTB, HUMAN, IIG, INOX, JR, JUBILE, KCM, KKC, KYE, LPH, MATI, M-CHAI, MCS, MDX, MJD, MORE, MUD, NC, NDR, NFC, NNCL, NOVA, NPK, NUSA, OCEAN, PAF, PF, PK, PLE, PPM, PRAKIT, PRAPAT, PRECHA, PTL, RCI*, RJH, RP, RPH, RSP, SABUY, SF, SGP, SICT, SIMAT, SISB, SK, SMART, SOLAR, SPACK, SPG, SQ, SSP, STARK, STC, SUPER, SVOA, TC, TCCC, THMUI, TNH, TNR, TOPP, TPCH, TPIPL, TPIPP, TPLAS, TPOLY, TQR, TTI, TYCN, UKEM, UMS, UNIQ, UPA, UREKA, VIBHA, W, WIN, WORK, WPH, YGG, ZIGA

Corporate Governance Report

The material contained in this publication is for general information only and is not intended as advice on any of the matters discussed herein. Readers and others should perform their own independent analysis as to the accuracy or completeness or legality of such information. The Thai Institute of Directors, its officers, the authors and editor make no representation or warranty as to the accuracy, completeness or legality of any of the information contained herein. By accepting this document, each recipient agrees that the Thai Institute of Directors Association, its officers, the authors and editor shall not have any liability for any information contained in, or for any omission from, this publication.

The survey result is as of the date appearing in the Corporate Governance Report of Thai Listed Companies. As a result, the survey result may be changed after that date. SCB Securities Company Limited does not conform nor certify the accuracy of such survey result.

To recognize well performers, the list of companies attaining "Good", "Very Good" and "Excellent" levels of recognition

(Not including listed companies qualified in the "no announcement of the results" clause from 1 January 2020 to 26 October 2021) is publicized.

¹ TIP was voluntarily delisted from the Stock Exchange of Thailand effectively on July 24, 2021

² RCI was voluntarily delisted from the Stock Exchange of Thailand, effectively on July 16, 2021

* บริษัทหรือกรรมการหรือผู้บริหารของบริษัทที่มีข่าวด้านกฏการกีดกันผู้ถือหุ้น เช่น การกระทำความผิดเกี่ยวกับหลักทรัพย์ การทุจริต คอรัปชั่น เป็นต้น ซึ่งการใช้ข้อมูล CGR ควรตระหนักถึงข้อดังกล่าวประกอบด้วย

Anti-corruption Progress Indicator

Certified (ได้รับการรับรอง)

2S, 7UP, ADVANC, AF, AI, AIE, AIRA, AKP, AMA, AMANAH, AMATA, AMATAV, AP, APCS, AQUA, ARROW, AS, ASIAN, ASK, ASP, AWC, AYUD, B, BAFS, BAM, BANPU, BAY, BBL, BCH, BCP, BCPG, BEB, BEYOND, BGC, BGRIM, BJCHI, BKI, BLA, BPP, BROOK, BRR, BSBM, BTS, BWG, CEN, CENTEL, CFRESH, CGH, CHEWA, CHOTI, CHOW, CIG, CIMBT, CM, CMC, COM7, COTTO, CPALL, CPF, CPI, CPN, CSC, DCC, DELTA, DEMCO, DIMET, DRT, DTAC, DUSIT, EA, EASTW, ECL, EGCO, EP, EPG, ERW, ESTAR, ETE, FE, FNS, FPI, FPT, FSMART, FSS, FTE, GBX, GC, GCAP, GEL, GFPT, GGC, GJS, GPI, GPSC, GSTEEL, GULF, GUNKUL, HANA, HARN, HEMP, HENG, HMPRO, HTC, ICC, ICHI, IFEC, IFS, INET, INSURE, INTUCH, IRC, IRPC, ITTEL, IVL, JKN, JR, K, KASET, KBANK, KBS, KCAR, KCE, KGI, KKP, KSL, KTB, KTC, KWC, KWI, L&E, LANNA, LH, LHFG, LHK, LPN, LRH, M, MAKRO, MALEE, MATCH, MBAX, MBK, MC, MCOT, META, MFC, MFEC, MILL, MINT, MONO, MOONG, MSC, MST, MTC, MTI, NBC, NEP, NINE, NKI, NMG, NNCL, NOBLE, NOK, NSI, NWR, OCC, OGC, ORI, PAP, PATO, PB, PCSGH, PDG, PDJ, PE, PG, PHOL, PK, PL, PLANB, PLANET, PLAT, PM, PPP, PPPM, PPS, PR9, PREB, PRG, PRINC, PRM, PROS, PSH, PSL, PSTC, PT, PTECH, PTG, PTT, PTTEP, PTTGC, PYLON, Q-CON, QH, QLT, QTC, RATCH, RML, RWI, S & J, SAAM, SABINA, SAPPE, SAT, SC, SCC, SCCC, SCG, SCGP, SCM, SCN, SEAOL, SE-ED, SELIC, SENA, SGP, SINGER, SIRI, SITHAI, SKR, SMIT, SMK, SMP, SNC, SNP, SORKON, SPACK, SPALI, SPC, SPI, SPRC, SRICHA, SSF, SSP, SSSC, SST, STA, STOWER, SUSCO, SVI, SYMC, SYNTEC, TAE, TAKUNI, TASCO, TCAP, TCMC, TFG, TFI, TFMAMA, TGH, THANI, THCOM, THIP, THRE, THREL, TIDLOR, TIPCO, TISCO, TKS, TKT, TMD, TMILL, TMT, TNITY, TNL, TNP, TNR, TOG, TOP, TOPP, TPA, TPCS, TPP, TRU, TRUE, TSC, TSTE, TSTH, TTA, TTB, TTCL, TU, TVD, TVI, TVO, TWPC, U, UBE, UBIS, UEC, UKEM, UOBKH, UPF, UV, VGI, VIH, WACOAL, WHA, WHAUP, WICE, WIJK, XO, YUASA, ZEN, ZIGA

Declared (ประกาศเจตนาสมัคร)

AH, AJ, ALT, APCO, B52, BEC, CHG, CI, CPL, CPR, CPW, CRC, DDD, DHOUSE, DOHOME, ECF, EKH, ETC, EVER, FLOYD, III, ILM, INOX, JTS, KEX, KUMWEL, LDC, MAJOR, MEGA, NCAP, NOVA, NRF, NUSA, NYT, OR, PIMO, PLE, RS, SAK, SIS, STECH, STGT, SUPER, TKN, TMI, TQM, TSI, VARO, VCOM, VIBHA, WIN

N/A

3K-BAT, A, A5, AAV, ABICO, ABM, ACAP, ACC, ACE, ACG, ADB, ADD, AEONTS, AFC, AGE, AHC, AIT, AJA, AKR, ALL, ALLA, ALPHAX, ALUCON, AMARIN, AMC, AMR, ANAN, AOT, APEX, APP, APURE, AQ, ARIN, ARIP, ASAP, ASEFA, ASIA, ASIMAR, ASN, ATP30, AU, AUCTION, BA, BBGI, BBK, BC, BCT, BDMS, BEAUTY, BEM, BFIT, BGT, BH, BIG, BIS, BIZ, BJC, BKD, BLAND, BLISS, BM, BOL, BR, BRI, BROCK, BSM, BTNC, BTW, BUI, BYD, CAZ, CBG, CCET, CCP, CEYE, CGD, CHARAN, CHAYO, CHO, CITY, CIVIL, CK, CKP, CMAN, CMO, CMR, CNT, COLOR, COMAN, CPANEL, CPH, CPT, CRANE, CRD, CSP, CSR, CSS, CTW, CV, CWT, D, DCON, DITTO, DMT, DOD, DPAINT, DTAC, DV8, EASON, EE, EFORL, EMC, ESSO, F&D, FANCY, FMT, FN, FORTH, FTI, FVC, GENCO, GIFT, GL, GLAND, GLOBAL, GLOCON, GLORY, GRAMMY, GRAND, GREEN, GSC, GTB, GYT, HFT, HL, HPT, HTECH, HUMAN, HYDRO, ICN, IHL, IIG, IMH, IND, INGRS, INSET, IP, IRPC, IT, ITD, J, JAK, JAS, JCK, JCKH, JCT, JDF, JMART, JMT, JP, JUBILE, JUTHA, JWD, KAMART, KC, KCC, KCM, KDH, KIAT, KISS, KK, KKC, KOOL, KTIS, KUN, KWM, KYE, LALIN, LEE, LEO, LIT, LOXLEY, LPH, LST, MACO, MANRIN, MATI, MAX, M-CHAI, MCS, MDX, MENA, METCO, MGT, MICRO, MIDA, MITSIB, MJD, MK, ML, MODERN, MORE, MPIC, MUD, MVP, NC, NCH, NCL, NDR, NER, NETBAY, NEW, NEWS, NEX, NFC, NPK, NSL, NTV, NV, NVD, OHTL, OISHI, ONEE, OSP, OTO, PACE, PACO, PAE, PAF, PEACE, PERM, PF, PICO, PIN, PJW, PLUS, PMTA, POLAR, POMPIU, PORT, POST, PPM, PRAKIT, PRAPAT, PRECHA, PRIME, PRIN, PRO, PROEN, PROUD, PSG, PTC, PTL, RAM, RBF, RCL, RICHY, RJH, ROCK, ROH, ROJNA, RPL, RPC, RPH, RSP, RT, S, S11, SA, SABUY, SAFARI, SALEE, SAM, SAMART, SAMCO, SAMTEL, SANKO, SAUCE, SAWAD, SAWANG, SCB, SCI, SCP, SDC, SE, SEAFCO, SECURE, SENAJ, SF, SFLEX, SFP, SFT, SGF, SHANG, SHR, SIAM, SICT, SIMAT, SISB, SK, SKE, SKN, SKY, SLM, SLP, SMART, SMD, SMT, SNNP, SO, SOLAR, SONIC, SPA, SPCG, SPG, SPVI, SQ, SR, SSC, SSS, STANLY, STARK, STC, STEC, STHAI, STI, STPI, SUC, SUN, SUTHA, SVH, SVOA, SVT, SWC, SYNEX, TACC, TAPAC, TC, TCC, TCCC, TCJ, TCOAT, TEAM, TEAMG, TFM, TGPRO, TH, THAI, THANA, THE, THG, THL, THMUI, TIGER, TIPH, TITLE, TK, TKC, TM, TMC, TMW, TNDT, TN, TNPC, TOA, TPAC, TPBI, TPCH, TPIPL, TPIPP, TPLAS, TPOLY, TPS, TQR, TR, TRC, TRITN, TRT, TRUBB, TRU, TSE, TSF, TSR, TTI, TTT, TTW, TVT, TWP, TWZ, TYCN, UAC, UMI, UMS, UNIQ, UP, UPA, UPOIC, UREKA, UTP, UVAN, VL, VNG, VPO, VRANDA, W, WAVE, WFX, WGE, WINMED, WINNER, WORK, WORLD, WP, WPH, XPG, YGG

Explanations

Companies participating in Thailand's Private Sector Collective Action Coalition Against Corruption programme (Thai CAC) under Thai Institute of Directors (as of April 5, 2022) are categorised into: companies that have declared their intention to join CAC, and companies certified by CAC.