



## Market today

### “Moving down as rate is hiked to slow inflation”

The SET is expected to move down on limited push for recovery and major pressures remain: hikes in interest rates to slow inflation and slowing economies. The SET's supports are at 1,600 and 1,590, and resistance is limited at 1,625.



## Today's highlights

- Following the reaction of Russia after Finland and Sweden applied for membership in NATO.
- Ministry of Public Health announced that the COVID-19 situation is improving, and it expects to be able to tag it as endemic two weeks earlier than expected. It is preparing to adjust COVID-19 protocols to the usual protocols for communicable diseases. These moves are positive for reopening.
- The OFFO announced diesel price would stay at Bt32/liter until July 20. To date the Oil Fund is at a deficit of Bt72bn.



## Strategy today

Although in the short term the SET may rebound after the sharp plunge, upside is a limited as there is no new supporting factor: external risks remain and there is no support from domestic factors. We suggest “selective buy” in good-quality defensive stocks with positive drivers.

See the end of this report for disclaimer

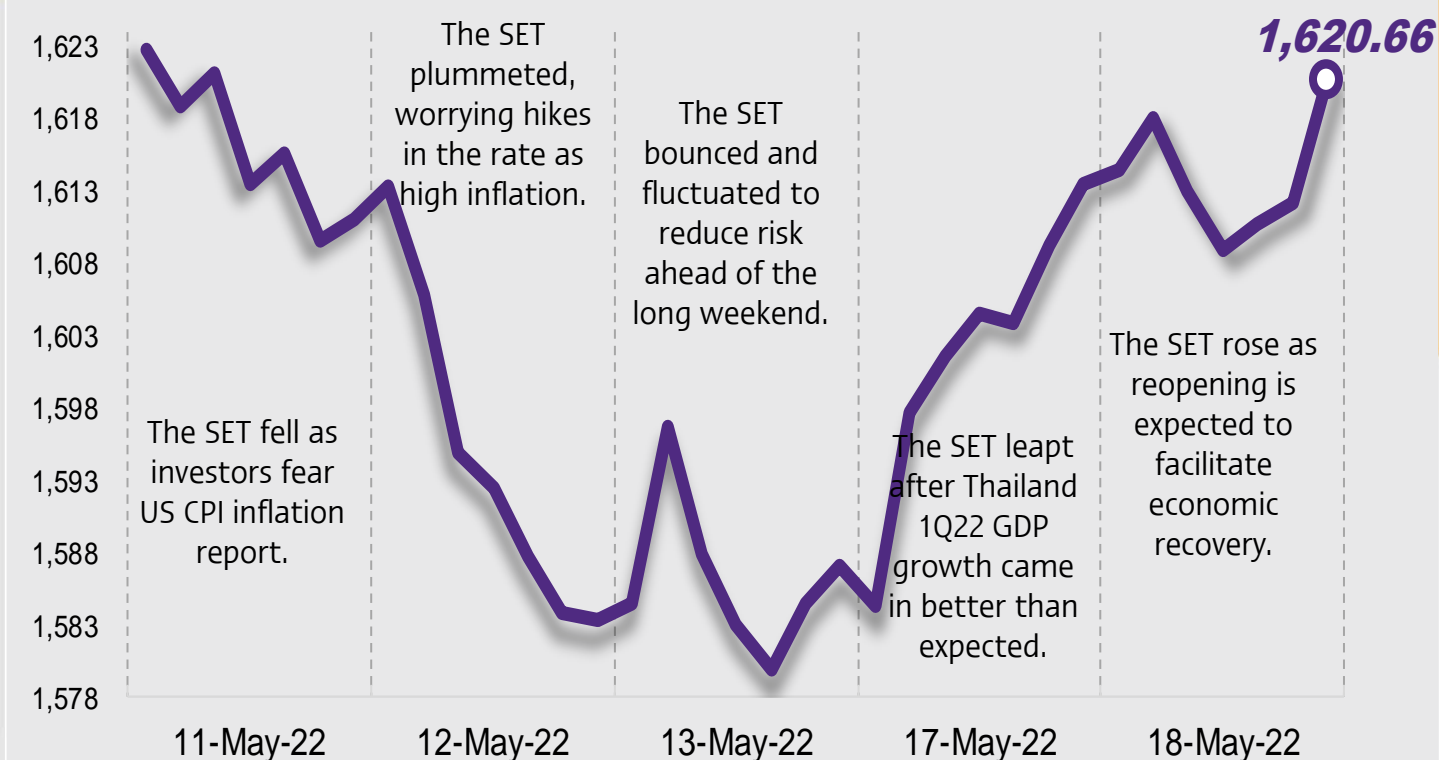
SCBS RESEARCH

## Daily report

Thursday, May 19, 2022

### Support - Resistances

1600/1590 – 1625/1637



## Trading today

**Core portfolio:** Keep 50% in stocks and buy stocks with good earnings potential and limited impact from externals when price is weakening - KBANK, AMATA, LH, GULF and ADVANC.

**Weekly portfolio:** 25% for speculation in: 1) stocks with potential for good recovery after a plunge in prices— ADVANC, BLA, KBANK, RATCH and TU, expecting returns of 4-6%; 2) stocks that benefit from school reopening (in-person classes) starting on May 17 – BEM, CPALL and OSP; 3) stocks that benefit from Thai baht weakening and the US' reduction in import tariffs levied on China to counter inflation – DELTA, PSL and RCL.



## Daily focus

**BJC:** earnings are highly likely to continue to improve in 2Q22 and grow YoY. Rental and sales revenue will recover, pulling 2022 earnings up 46.2% YoY.

**OSP:** expects 2Q22 earnings to grow both YoY and QoQ as revenue grows both at home and abroad, with good response to the new CBD-infused beverage and revenue from investment in Unicharm.

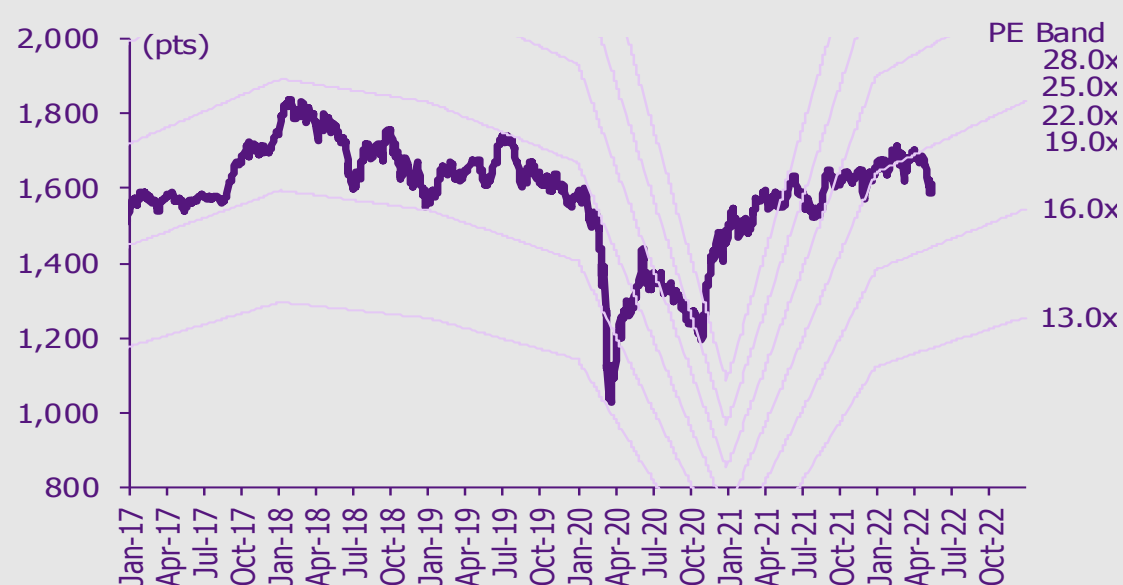
## Today's reports

**BJC** – Shored up by strong sales revival

## What to watch

Date	Event
16 May	<b>Economic release:</b> CN – Retail sales, fixed asset investment, industrial production and unemployment rate for Apr, JP – PPI for Apr, EU – Trade balance for Mar
17 May	<b>Economic release:</b> JP – Revised industrial production for Mar, EU – Flash GDP for 1Q22, US – Retail sales for Apr, industrial production for Apr
18 May	<b>Economic release:</b> JP – National core CPI for Apr, EU - Final CPI for Apr, US – Crude oil inventories
19 May	<b>Economic release:</b> JP – Trade balance for Apr, US – Unemployment claims
20 May	<b>Economic release:</b> EU/JP – Flash manufacturing and services PMI for May, EU – Consumer confidence for May <b>Event:</b> Announcement date of Jun 2022 FTSE Global Index Series inclusion/exclusion levels

## SET Index movement



See the end of this report for disclaimer

## SET index series

Index	18 May (pts)	Chg (pts)	Chg (%)	Value (Btmn)
SET	1,620.33	5.84	0.36	73,889.75
SET50	977.01	6.50	0.67	45,149.96
SET100	2,222.38	15.77	0.71	56,438.02
sSET	1,074.08	9.77	0.92	3,559.49
SETCLMV	1,017.72	8.14	0.81	30,232.35
SETHD	1,170.27	9.54	0.82	17,109.52
SETTHSI	1,024.55	7.64	0.75	47,380.45
SETWB	998.75	5.79	0.58	17,061.29
mai	621.79	3.58	0.58	8,129.97

## Trading summary by investor type

(Btmn)	18 May	WTD	MTD	YTD
<b>Foreign</b>				
Net	3,496	6,701	1,272	123,005
Breakdown (%)	53.44	52.91	50.43	45.87
<b>Institution</b>				
Net	844	3,513	7,760	(87,558)
Breakdown (%)	8.06	7.93	8.09	7.84
<b>PropTrade</b>				
Net	(171)	(966)	2,324	2,026
Breakdown (%)	8.10	8.12	8.56	8.69
<b>Individual</b>				
Net	(4,169)	(9,248)	(11,357)	(37,473)
Breakdown (%)	30.40	31.03	32.92	37.59

% of total trade value for each investor type

## S50 futures trading by foreign investors

(Contract)	18-May	WTD	MTD	YTD
Foreign	12,598	50,513	6,518	(29,359)
Institution	3,598	(4,016)	5,611	27,419
Customer	(16,196)	(46,497)	(12,129)	1,940

## Bond trading by foreign investors

(Btmn)	18-May	WTD	MTD	YTD
Buy	2,429	7,540	33,531	525,188
Sell	1,530	4,328	34,914	433,395
Net	899	3,211	-1,383	91,793

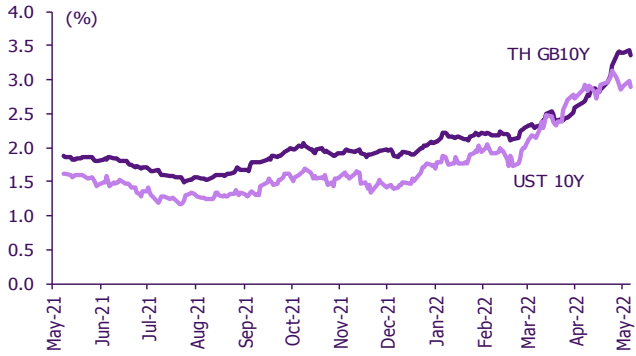
Investment Strategy Department

# Multi-asset price update

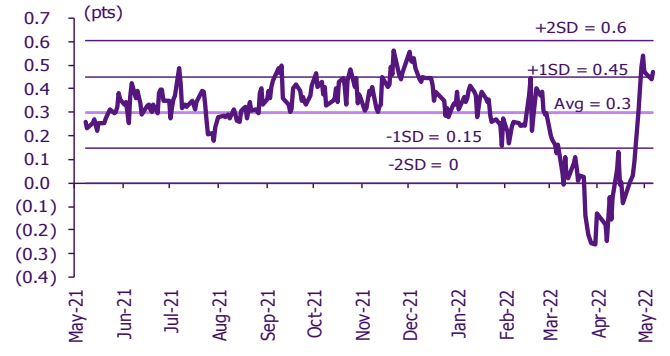
## Key indicator update

	Close	18-May	WoW	MoM	YoY	YTD
<b>Financial market condition</b>						
VIX Index	30.96	18.62	(4.91)	39.65	45.08	79.79
Europe CDS (bps)	95.715	4.05	1.69	17.00	44.26	47.83
LIBOR OIS Spread (bps)	0.10007	(1.90)	(5.33)	(4.46)	1.76	0.99
TED Spread (bps)	0.4489	4.07	(8.64)	14.54	29.62	27.02
<b>Exchange rate</b>						
Dollar Index	103.90	0.58	(0.10)	3.04	15.73	8.61
USD/THB	34.65	0.35	(0.04)	2.85	10.30	4.37
EUR/USD	1.05	(0.83)	(0.51)	(2.95)	(14.43)	(7.98)
USD/JPY	128.22	(0.88)	(1.30)	0.98	17.80	11.43
<b>Bond: (Change in basis points)</b>						
TH Gov Bond 2Y	1.87%	2.52	18.52	78.38	134.90	121.17
TH Gov Bond 10Y	3.35%	(7.14)	(5.79)	67.76	158.20	145.64
US Gov Bond 2Y	2.66%	(2.06)	0.13	21.72	250.39	192.88
US Gov Bond 10Y	2.87%	(10.00)	(3.63)	2.65	122.57	135.24
<b>Commodities</b>						
CRB Index	637.14	0.00	1.14	(0.59)	17.53	10.17
Gold (US\$/oz)	1,816.10	0.11	(1.92)	(8.21)	(2.83)	(0.72)
Gross Refining Margin (US\$/bbl)	26.35	0.00	(12.43)	14.32	n.m.	331.26
Dubai Crude (US\$/bbl)	106.88	0.00	2.22	(1.37)	60.38	46.04
NYMEX Crude (US\$/bbl)	109.59	(2.50)	3.67	1.28	67.34	126.24
Baltic Dry Index (pts)	3,189.00	3.04	4.49	49.23	14.10	43.84

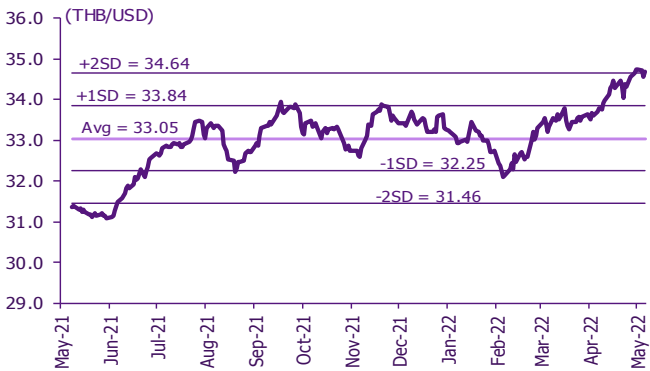
### Thai and US 10-year government bond yield



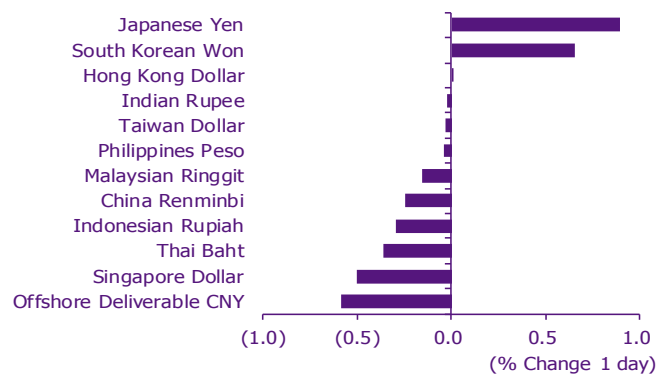
### Thai and US 10-year government bond spread



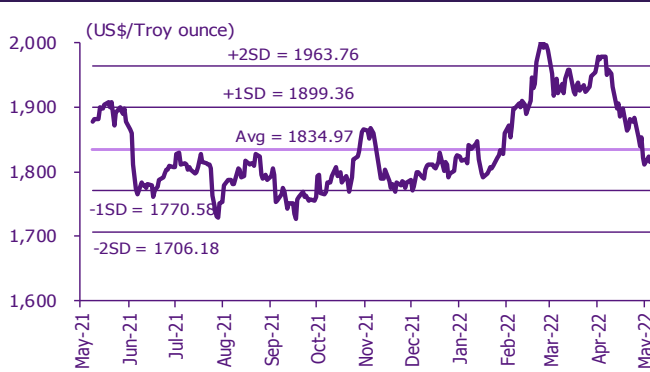
### THB/USD exchange rate



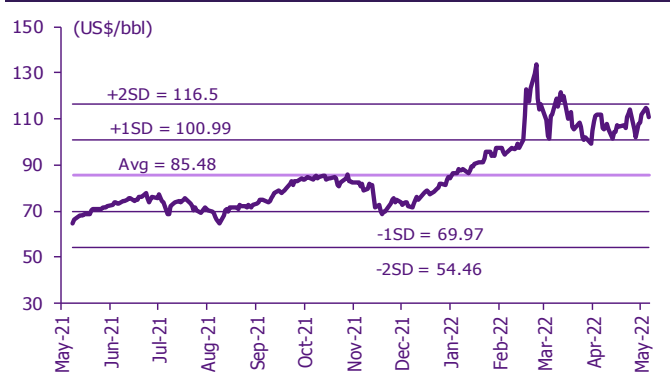
### Regional foreign exchange rate spot return



### Gold



### Brent crude



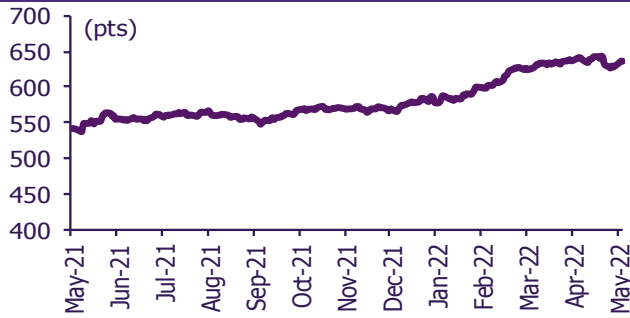
## Commodities daily price update

	As of 18-May-22	-1W %	Avg. Price QTD in 2022	% QoQ	% YoY	Avg. Price in '21	% YoY	Avg. Price in '22	% YoY	Update
<b>CRB Index</b>	<b>637.14</b>	1.6	636.94	5.5	18.4	535.54	36.83	615.28	14.9	Daily
<b>Energy Prices</b>										
Crude Oil - Dubai (US\$/bbl)	<b>110.41</b>	9.3	104.15	7.5	56.8	68.86	63.18	99.38	44.3	Daily
Brent Crude (US\$/bbl)	<b>110.41</b>	8.3	107.26	7.8	56.3	70.52	66.54	102.21	44.9	Daily
West Texas Int. Cushing (US\$/bbl)	<b>109.59</b>	9.9	104.04	9.6	51.6	68.06	72.51	98.09	44.1	Daily
Crude Oil - Asia-Pacific Tapis Oil Spot (US\$/bbl)	<b>120.55</b>	8.6	113.02	8.5	64.7	71.82	61.89	107.24	49.3	Daily
Natural Gas Henry Hub (US\$/mmBTU)	<b>8.26</b>	13.1	7.24	60.5	174.9	3.09	30.90	5.46	76.6	Daily
Coal Price NEX (US\$/MT)	<b>397.82</b>	3.7	337.22	24.7	217.4	138.28	135.73	293.57	112.3	Friday
<b>Oil Product Prices and Gross Refinery Margin</b>										
Gas Oil 500 ppm Sulfur Singapore (US\$/bbl)	<b>138.75</b>	2.9	139.75	25.5	92.7	76.20	52.83	121.22	59.1	Daily
Gas Oil - Dubai (US\$/bbl)	<b>28.34</b>	(16.2)	35.60	145.0	483.6	7.34	(4.17)	21.84	197.4	Daily
Gasoline, 92 RON Spot (US\$/bbl)	<b>139.13</b>	5.8	128.00	14.9	73.9	76.66	75.97	116.26	51.7	Daily
Gasoline - Dubai (US\$/bbl)	<b>28.72</b>	(5.9)	23.85	80.9	233.7	7.80	472.22	16.88	116.6	Daily
Fuel Oil 180 Singapore Spot (US\$/bbl)	<b>101.19</b>	7.9	101.23	(9.1)	73.8	61.57	60.99	90.45	46.9	Daily
Fuel Oil - Dubai (US\$/bbl)	<b>(9.22)</b>	28.3	(2.92)	(75.9)	(64.3)	-7.29	84.36	(8.93)	22.6	Daily
Jet Kerosene - Spot Price (US\$/bbl)	<b>133.49</b>	1.7	134.11	23.8	91.9	73.98	60.45	117.27	58.5	Daily
Jet Kerosene - Dubai (US\$/bbl)	<b>23.08</b>	(23.9)	29.96	161.2	768.3	5.12	31.00	17.88	249.2	Daily
SG Dubai Hydrocracking Refinery Margin (US\$/bbl)	<b>30.12</b>	0.0	24.18	164.7	3,053.1	2.00	467.16	13.48	575.1	Daily
<b>Olefins Product Prices and Spread</b>										
Ethylene, FOB Japan Spot (US\$/MT)	<b>1,150</b>	(0.9)	1,252	3.0	23.7	1,010	39.56	1,161	15.0	Tuesday
Ethylene Spread (US\$/MT)	<b>237</b>	(12.5)	322	399.0	(18.0)	361	5.77	265	(26.5)	Daily
Propylene (Olefins), FOB Japan Spot (US\$/MT)	<b>1,100</b>	(3.1)	1,146	4.6	9.9	1,005	27.27	1,114	10.8	Tuesday
Propylene Spread (US\$/MT)	<b>187</b>	(23.9)	226	6.5	(48.0)	356	(12.55)	217	(39.0)	Daily
Naphtha - Singapore Spot FOB (US\$/MT)	<b>913</b>	2.7	920	4.1	51.5	649	69.72	896	38.1	Daily
<b>Polyolefins Prices and Spread</b>										
Polye HDPE SE Asia (US\$/MT)	<b>1,350</b>	(2.2)	1,404	34.5	(59.1)	1,179	33.19	1,331	12.9	Tuesday
HDPE-Naphtha Spread (US\$/MT)	<b>437</b>	(10.9)	485	325.1	(16.2)	530	5.43	435	(18.0)	Daily
Polye LDPE-Film, CFR SE Asia Spot (US\$/MT)	<b>1,700</b>	(0.6)	1,738	7.9	(46.4)	1,525	51.71	1,655	8.5	Tuesday
LDPE-Naphtha Spread (US\$/MT)	<b>787</b>	(4.1)	818	91.2	(11.1)	876	40.66	759	(13.4)	Daily
PP Film, Spot South East Asia (US\$/MT)	<b>1,330</b>	(2.2)	1,392	6.3	5.6	1,298	35.78	1,338	3.0	Tuesday
PP Spread (US\$/MT)	<b>417</b>	(11.4)	472	(100.0)	(33.6)	649	13.18	441	(32.0)	Daily
<b>MEG Prices and Spread</b>										
MEG, CFR South East Asia (US\$/MT)	<b>645</b>	0.8	655	(4.9)	1.4	679	(88.71)	678	(0.3)	Tuesday
MEG Spread (US\$/MT)	<b>-68</b>	(14.1)	-121	14,302.8	(759.8)	53	120.79	-43	n.m.	Tuesday
<b>Aromatics Product Prices and Spread</b>										
Paraxylene, FOB USG Spot (US\$/MT)	<b>1,495</b>	6.8	1,328	15.6	45.1	894	56.10	1,211	(58.2)	Tuesday
Paraxylene Spread (US\$/MT)	<b>566</b>	3.0	451	35.7	28.3	310	342.73	374	20.4	Tuesday
Paraxylene - 92 RON Spread (US\$/MT)	<b>308</b>	10.7	236	12.4	(17.9)	241	362.24	219	35.3	Daily
Toluene, FOB Korea Spot (US\$/MT)	<b>1,080</b>	1.9	1,051	18.9	43.7	728	111.96	942	(55.3)	Tuesday
Benzene, CFR Japan Spot (US\$/MT)	<b>1,250</b>	3.7	1,189	8.9	22.7	931	87.66	1,126	(65.0)	Tuesday
Benzene Spread (US\$/MT)	<b>452</b>	5.4	375	25.3	(12.3)	352	117.03	326	(7.5)	Daily
Benzene - 92 RON Spread (US\$/MT)	<b>63</b>	(24.2)	97	(36.7)	(71.5)	277	122.54	134	(51.7)	Daily
Condensate (US\$/MT)	<b>929</b>	9.2	877	7.4	55.5	584	61.01	837	43.4	Daily
<b>PTA Prices and Spread</b>										
PTA, CFR South East Asia (US\$/MT)	<b>1,015</b>	5.7	957	12.6	36.6	705	48.18	887	25.8	Tuesday
PTA Spread (US\$/MT)	<b>13</b>	(39.3)	67	(16.6)	(22.8)	106	15.15	76	(28.5)	Tuesday
<b>PVC Prices and Spread</b>										
PVC, CFR South East Asia (US\$/MT)	<b>1,440</b>	0.0	1,449	3.9	(3.1)	1,445	63.60	1,413	(2.2)	Tuesday
Ethylene Spread (US\$/MT)	<b>1,203</b>	2.9	1,116	(4.2)	2.5	1,084	99.99	1,148	5.9	Tuesday
Ethylene Dichloride CFR Far East Asia (US\$/MT)	<b>685</b>	0.0	694	(18.0)	(1.3)	734	140.72	793	8.1	Tuesday
<b>Metal</b>										
Gold (US\$/Troy Ounce)	<b>1,817</b>	(1.2)	1,903	1.3	4.9	1,799	1.56	1,887	4.9	Daily
LME Copper 3 Month Rolling Forward (US\$/MT)	<b>9,181</b>	(1.0)	9,858	(1.2)	1.7	9,293	49.95	9,936	6.9	Daily
Silver Future (US\$/Troy Ounce)	<b>21</b>	0.9	24	(2.2)	(11.5)	25	19.07	24	(4.8)	Daily
China Composite Steel Prices (CNY/MT)	<b>5,268</b>	(1.0)	5,400	3.6	(5.3)	5,473	35.91	5,278	(3.6)	Daily
<b>Agriculture Prices</b>										
Malaysian Crude Palm Oil Spot Price(MYR/MT)	<b>6,636</b>	(5.3)	6,882	11.9	63.6	4,443	59.82	6,403	44.1	Daily
SGX Ribbed Smoked Sheet 3 (RSS3) Futures (US\$/KG.)	<b>210</b>	(0.9)	213	1.5	(4.4)	209	18.21	211	1.3	Daily
Sugar #11 (US\$/LB)	<b>20</b>	7.0	19	6.2	24.2	17	32.04	19	12.6	Daily
<b>Freight Rate</b>										
Baltic Freight Index: BDIY	<b>3,189</b>	8.5	2,457	20.2	(11.3)	2,921	173.99	2,187	(25.1)	Daily
Baltic Supramax Index: BSI58	<b>2,745</b>	(0.0)	2,658	16.2	15.2	2,424	224.85	2,416	(0.3)	Daily

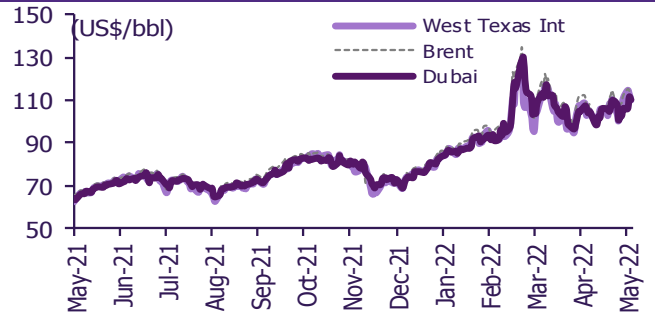
Source: Bloomberg Financial L.P., TQ Professional, BANPU, BOT, SCBS Investment Research

# Commodities daily chart update

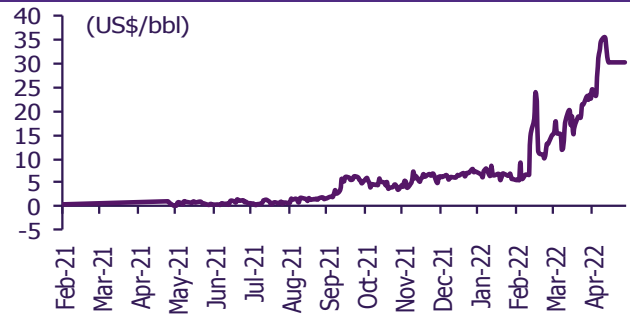
**CRB US Spot All Commodities Price Index**



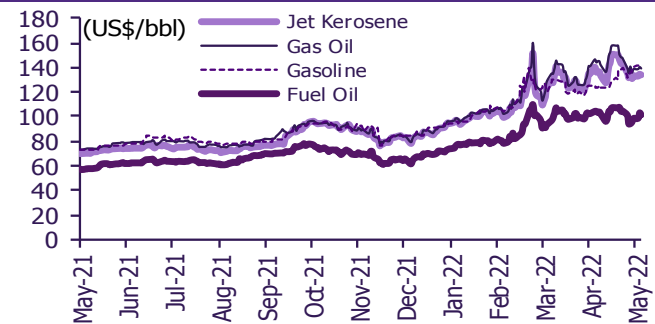
**Crude prices**



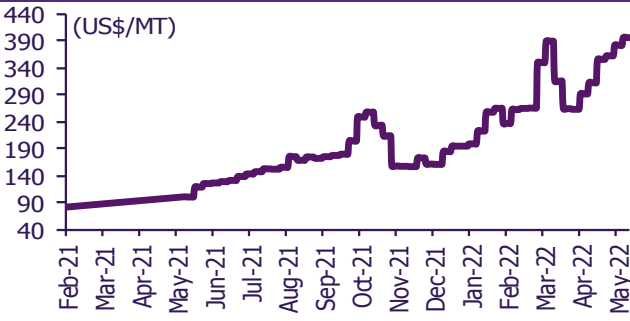
**SG Dubai Hydrocracking Refinery Margin**



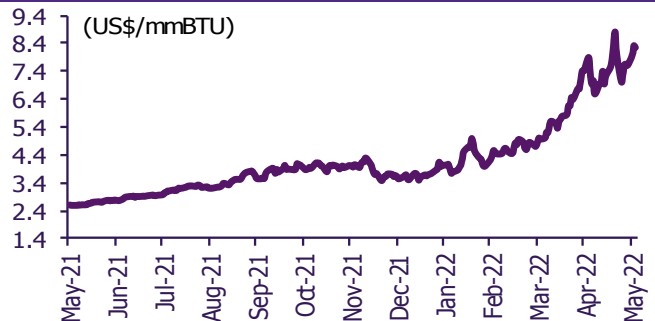
**Oil product prices**



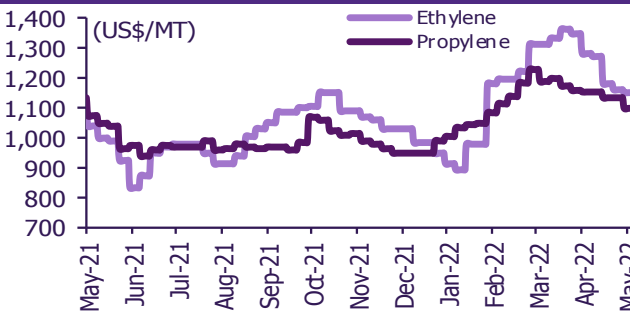
**Coal price (NEX)**



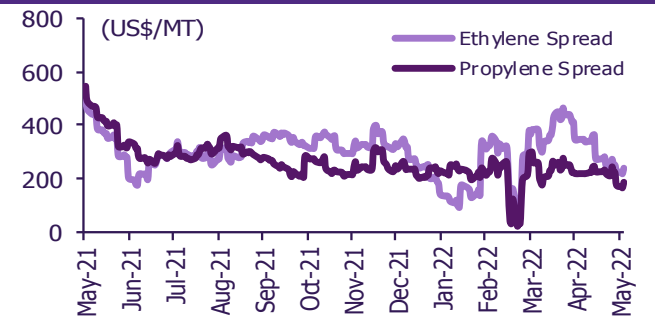
**Natural gas prices (Henry hub)**



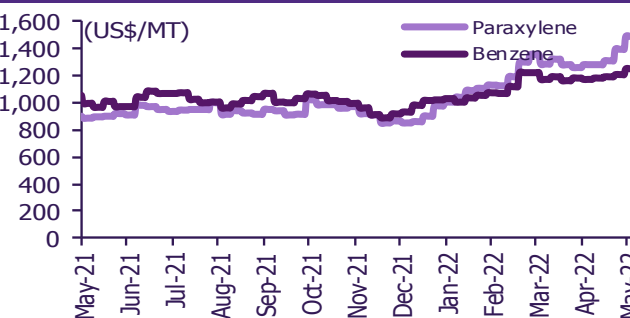
**Olefins prices**



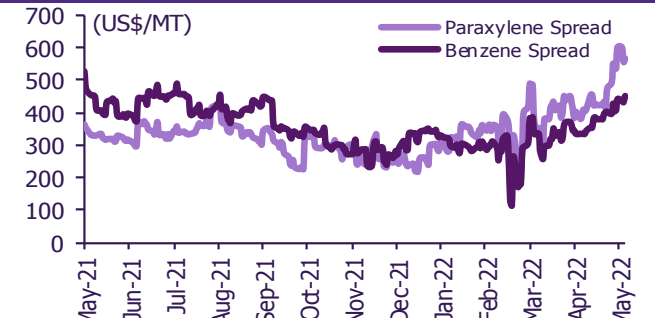
**Olefins spreads**



**Aromatics prices**

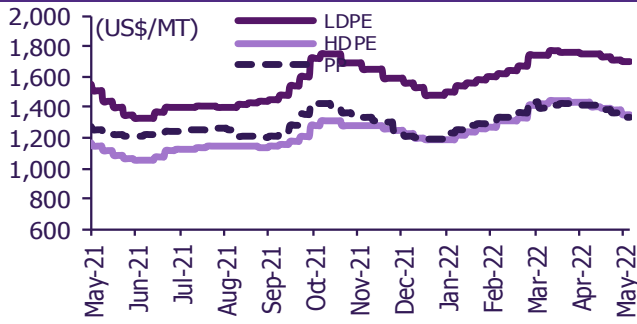


**Aromatics spreads**

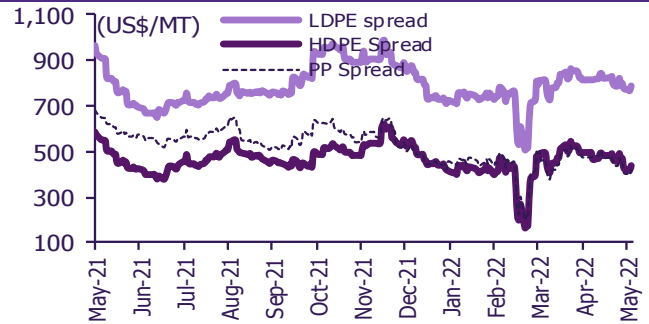


# Commodities daily chart update

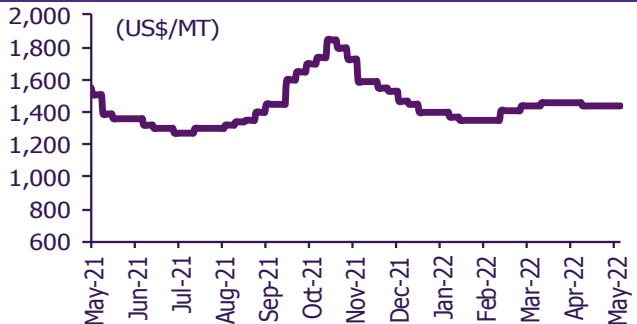
**Polyolefins prices**



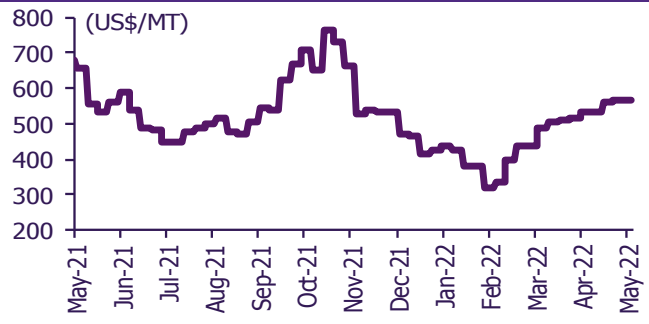
**Polyolefins-Naphtha spreads**



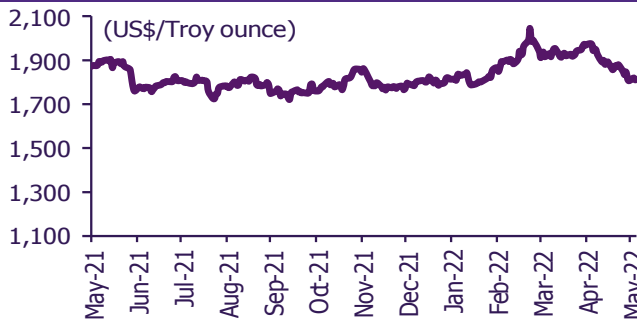
**PVC price**



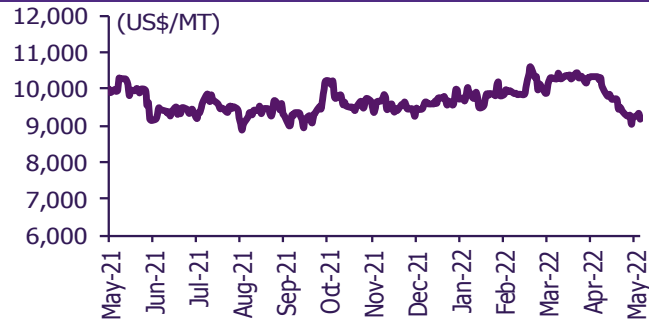
**PVC spread**



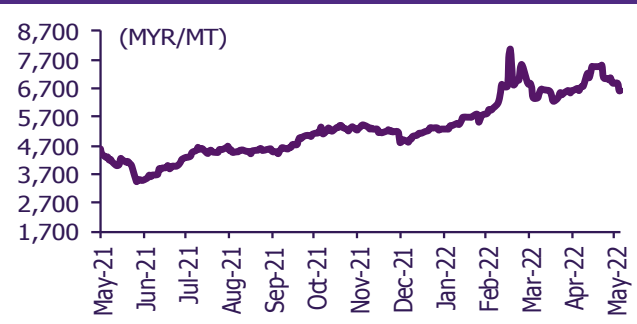
**Gold price**



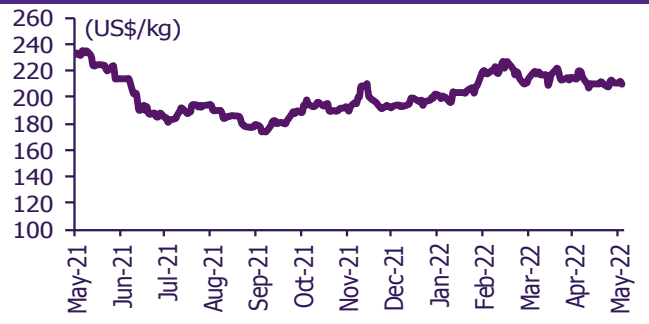
**LME copper price**



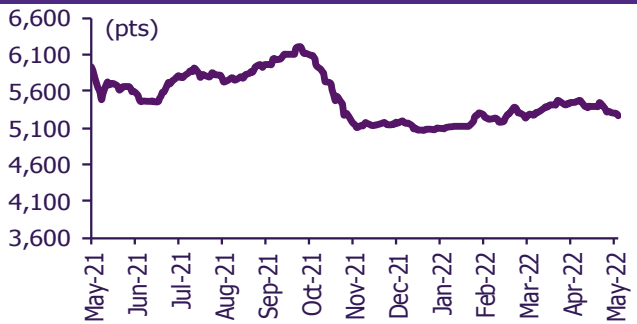
**Malaysian crude palm oil price**



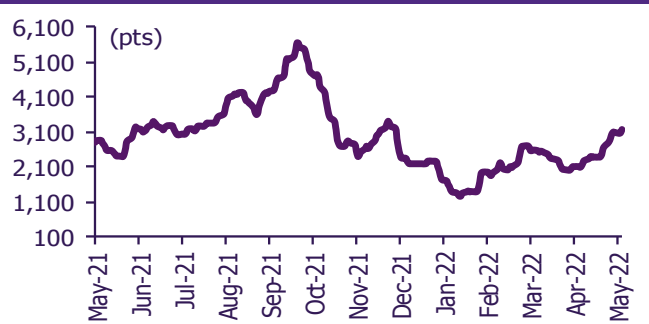
**Rubber price (RSS3) futures**



**Steel price index**



**Baltic freight index**



Source: Bloomberg Financial L.P., TQ Professional, BANPU, BOT, SCBS Investment Research

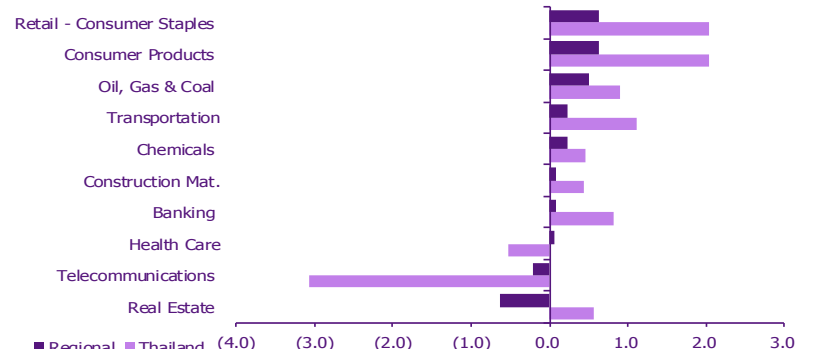
# Market update

## Global market movement

	18-May	Index	Chg (pts)	Performance (%)				PE (x)		EPS gth (%)		PBV (x)		ROE (%)	
				1D	WTD	MTD	YTD	22F	23F	22F	23F	22F	23F	22F	23F
S&P 500		3,924	(165.17)	(4.0)	(2.5)	(5.0)	(17.7)	17.3	15.8	17.3	9.4	3.6	3.3	22.9	28.0
Euro Stoxx 600		434	(5.02)	(1.1)	0.1	(3.7)	(11.0)	12.8	12.1	21.1	5.8	1.7	1.6	11.4	11.2
Japan		26,911	251.45	0.9	1.8	0.2	(6.5)	15.0	14.1	1.9	6.5	1.6	1.5	10.2	10.4
Hang Seng		20,644	41.76	0.2	3.7	(2.1)	(11.8)	10.5	9.2	(25.5)	14.3	1.1	1.0	11.3	11.3
MSCI Asia x J		662	3.00	0.5	3.3	(3.6)	(16.1)	12.5	11.1	3.8	12.7	1.5	1.3	11.7	11.6
Philippines		6,728	132.94	2.0	5.5	(0.1)	(5.5)	15.9	13.5	24.1	17.6	1.6	1.5	8.9	10.1
Indonesia		6,793	148.95	2.2	3.0	(6.0)	3.2	17.2	15.9	19.3	7.9	2.1	1.9	5.9	6.5
Malaysia		1,555	6.31	0.4	0.7	(2.8)	(0.8)	14.9	13.4	0.1	11.0	1.5	1.4	10.3	11.1
Thailand		1,620	5.84	0.4	2.3	(2.8)	(2.2)	16.7	15.1	12.3	10.7	1.7	1.6	8.2	8.9
<b>Asean 4 - simple avg.</b>				<b>1.3</b>	<b>2.8</b>	<b>(2.9)</b>	<b>(1.3)</b>	<b>16.2</b>	<b>14.5</b>	<b>14.0</b>	<b>11.8</b>	<b>1.7</b>	<b>1.6</b>	<b>8.3</b>	<b>9.1</b>
China		3,086	(7.72)	(0.2)	0.1	1.3	(15.2)	10.3	8.8	21.0	16.9	1.2	1.1	11.1	10.9
India		54,209	(109.94)	(0.2)	2.7	(5.0)	(6.9)	19.4	16.7	19.9	16.5	2.9	2.6	15.2	15.6
Singapore		3,225	23.46	0.7	1.1	(3.9)	3.3	12.7	11.1	10.4	14.6	1.1	1.0	8.9	9.7
Taiwan		16,297	240.77	1.5	2.9	(1.8)	(10.5)	11.4	11.5	8.2	(1.5)	2.0	1.9	19.6	18.2
Korea		2,626	5.54	0.2	0.8	(2.6)	(11.8)	10.6	9.4	3.0	13.3	1.0	0.9	7.1	13.3
<b>Others</b>				<b>0.4</b>	<b>1.5</b>	<b>(2.4)</b>	<b>(8.3)</b>	<b>12.9</b>	<b>11.5</b>	<b>12.5</b>	<b>12.0</b>	<b>1.6</b>	<b>1.5</b>	<b>12.4</b>	<b>13.6</b>

## Regional sector movement

	Price performance (%) *				Retail - Consumer Staples	Consumer Products	Oil, Gas & Coal	Transportation	Chemicals	Construction Mat.	Banking	Health Care	Telecommunications	Real Estate
	18-May	WoW	MoM	YTD										
Banking	0.08	(0.82)	(9.77)	(7.70)										
Chemicals	0.23	1.86	(9.25)	(6.82)										
Construction Mat.	0.08	0.32	(10.34)	(4.34)										
Consumer Products	0.63	0.85	(5.66)	(6.48)										
Health Care	0.06	(0.37)	(8.54)	(11.11)										
Oil, Gas & Coal	0.51	2.80	(2.94)	2.11										
Real Estate	(0.64)	0.09	(9.07)	(12.88)										
Retail - Consumer Staples	0.63	0.85	(5.66)	(6.48)										
Telecommunications	(0.21)	(0.35)	(10.40)	(9.70)										
Transportation	0.24	0.82	(5.76)	(3.33)										

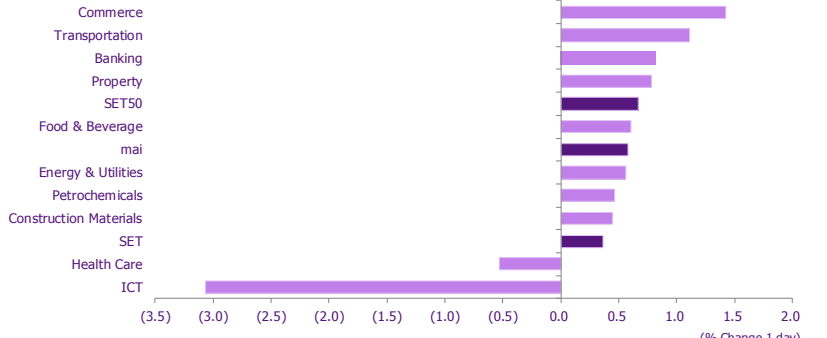


■ Regional ■ Thailand (4.0) (3.0) (2.0) (1.0) 0.0 1.0 2.0 3.0

\* Regional sector price performances (%) are based on US\$ and Thai sector price performances (%) are based on baht

## Thailand sector movement

	Price performance (%)				Commerce	Transportation	Banking	Property	SET50	Food & Beverage	mai	Energy & Utilities	Petrochemicals	Construction Materials	SET	Health Care	ICT
	18-May	WoW	MTD	YTD													
Banking	0.83	(1.82)	(4.22)	(11.37)													
Commerce	1.42	0.89	(2.55)	1.78													
Construction Materials	0.44	0.48	(2.42)	(7.02)													
Energy & Utilities	0.56	1.97	(0.52)	0.24													
Food & Beverage	0.60	1.71	(1.99)	(2.22)													
Health Care	(0.53)	4.23	0.48	13.07													
ICT	(3.07)	(5.99)	(9.20)	3.02													
Petrochemicals	0.46	3.46	0.35	(4.36)													
Property	0.78	(0.55)	(3.47)	(0.24)													
Transportation	1.11	3.05	1.57	6.32													
SET	0.36	0.43	(2.83)	(2.25)													
SET50	0.67	1.60	(0.67)	(1.39)													
MAI	0.58	1.85	(7.18)	6.81													



(% Change 1 day)

## 10 Most active stocks by value

Stock	Price (Bt)	Value (Btmn)	Chg (%)
PTTEP	158.50	3,683.51	0.63
KBANK	144.00	2,930.72	(0.35)
BDMS	26.75	2,753.33	0.00
AOT	68.00	2,451.45	0.74
SCB	110.00	2,250.61	1.85
PTT	36.75	1,958.58	(0.68)
ADVANC	219.00	1,396.76	0.46
CPALL	64.25	1,381.29	0.39
JMT	75.00	1,319.85	(1.32)
BBL	126.00	1,316.64	0.40

## Top 10 gainers

Stock	Price (Bt)	Value (Btmn)	Chg (%)
AQ	0.03	2.74	50.00
CPH	8.90	69.43	29.93
INSURE	101.00	0.69	29.49
TNCP	3.44	104.41	29.32
MATI	9.15	0.59	14.38
INGRS	0.67	14.40	9.84
NEW	56.00	0.08	8.74
JDF	4.06	156.39	8.56
KKC	0.80	0.28	8.11
TTCL	4.86	252.65	8.00

## Top 10 losers

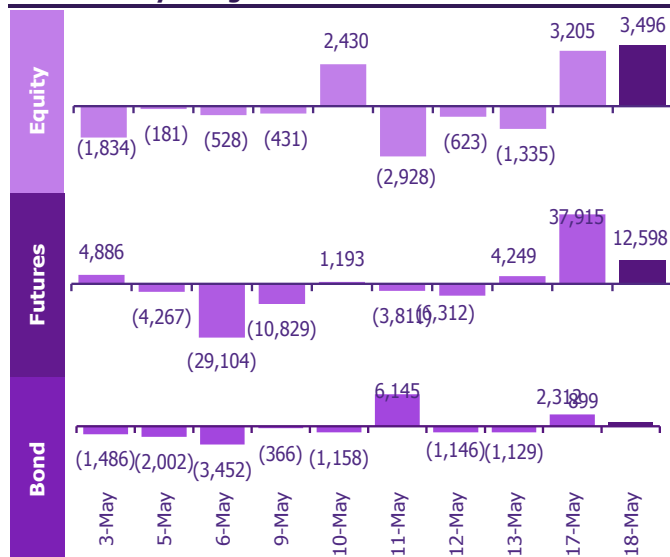
Stock	Price (Bt)	Value (Btmn)	Chg (%)
JTS	308.00	203.94	(23.38)
JCT	79.00	0.06	(13.66)
TCCC	28.50	20.78	(13.64)
TWZ	0.08	1.55	(11.11)
CHOTI	129.50	1.00	(10.69)
EMC	0.18	17.38	(10.00)
TU-PF	1.05	0.00	(7.08)
TFI	0.18	0.40	(5.26)
SHREIT	2.54	0.02	(5.22)
MONO	2.26	237.69	(5.04)

## Fund flow monitor

### Regional foreign fund flows to equity

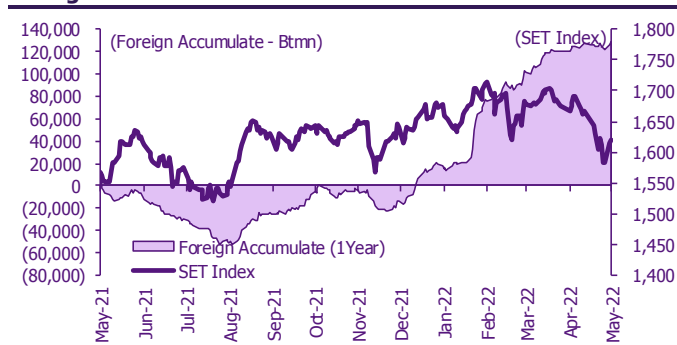
(US\$ Mn)	Thailand	Indonesia	Philippines	Malaysia	Vietnam	India	Taiwan	South Korea	Japan
<b>Daily</b>									
18-May-22	101	(19)	5		8		282	231	
17-May-22	93	12	(1)	(12)	(2)	(214)	78	(43)	
16-May-22			(15)		11		(85)	(16)	
13-May-22	(38)	(157)	(26)	2	25	(454)	208	187	
12-May-22	(18)	(49)	(24)	(33)	(5)	(620)	(339)	(269)	
<b>Weekly</b>									
<b>WTD</b>	<b>194</b>	<b>(7)</b>	<b>(11)</b>	<b>(12)</b>	<b>17</b>	<b>(214)</b>	<b>276</b>	<b>171</b>	<b>622</b>
6-May-22	(74)	0	(69)	(84)	(3)	(1,007)	(541)	(455)	622
29-Apr-22	102	1,759	(28)	30	35	(883)	(2,872)	(1,682)	3,850
22-Apr-22	98	373	(16)	57	113	(2,087)	(855)	(254)	4,631
15-Apr-22	10	270	(24)	(14)	48	(668)	(1,984)	(1,168)	3,214
<b>Monthly</b>									
<b>MTD</b>	<b>37</b>	<b>(633)</b>	<b>(160)</b>	<b>(83)</b>	<b>88</b>	<b>(3,507)</b>	<b>(1,635)</b>	<b>(968)</b>	<b>622</b>
Apr-22	321	2,783	(99)	193	170	(3,816)	(9,102)	(4,963)	29,604
Mar-22	1,006	584	(204)	783	(174)	(3,693)	(9,428)	(3,640)	(15,202)
Feb-22	1,931	1,220	141	679	(16)	(5,018)	(5,922)	418	(8,050)
<b>YTD</b>	<b>3,727</b>	<b>4,379</b>	<b>(378)</b>	<b>1,652</b>	<b>(64)</b>	<b>(20,851)</b>	<b>(28,037)</b>	<b>(12,429)</b>	<b>12,743</b>

### Thailand daily foreign net flows

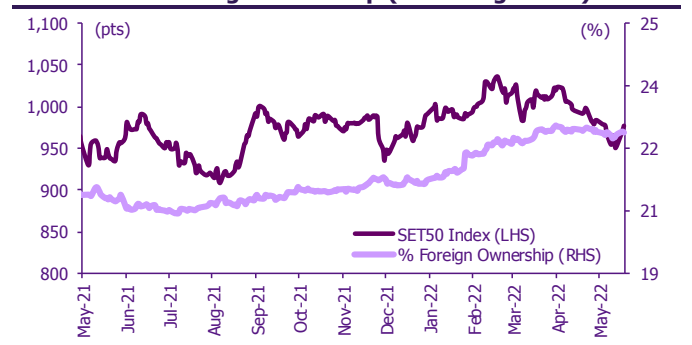


	Equity (Btmn)	SET50 futures (Contract)	Bond (Btmn)*	Bond (Btmn)
<b>Daily</b>				
18-May-22	3,496	12,598	2,460	899
<b>Weekly</b>				
<b>WTD</b>	<b>6,701</b>	<b>50,513</b>	<b>9,804</b>	<b>3,211</b>
13-May-22	(2,886)	(15,510)	(2,942)	2,346
6-May-22	(2,543)	(28,485)	(5,500)	(6,940)
29-Apr-22	3,494	5,847	1,144	2,203
22-Apr-22	3,292	(41,828)	(8,269)	(4,156)
<b>Monthly</b>				
<b>MTD</b>	<b>1,272</b>	<b>6,518</b>	<b>1,361</b>	<b>(1,383)</b>
Apr-22	10,869	(66,776)	(13,291)	7,617
Mar-22	33,530	39,723	8,382	(66,967)
Feb-22	62,975	608	(181)	71,853
<b>Quarterly</b>				
<b>QTD</b>	<b>12,141</b>	<b>(60,258)</b>	<b>(11,930)</b>	<b>6,234</b>
1Q22	110,864	30,899	6,488	85,559
4Q21	28,128	44,270	8,986	110,523
3Q21	(443)	6,232	1,282	21,383
2Q21	(46,593)	(7,583)	(994)	76,603
<b>YTD</b>				
2021	(48,578)	27,284	6,522	212,522
2020	(264,386)	(15,014)	(3,269)	(35,245)

### Foreign net flow and SET movement



### SET50 and its foreign ownership (excluding NVDR)



### Foreign buy/sell activity monitor

#### Most foreign holding value change

	Fgn hid (%)	Δ Fgn (M.shares)	Buy* (Btmn)
DOHOME	10.02	48.65	954
CPF	26.43	15.70	400
AOT	8.91	5.03	342
ADVANC	36.04	1.01	221
BH	22.29	1.21	208
KBANK	42.67	1.17	168
SCB	19.09	1.24	137
TOP	15.65	1.60	94
PTTEP	16.10	0.51	80
INTUCH	31.73	1.07	78

#### Top-5 NVDR net buy/sell

	Fgn hid (%)	Δ Fgn (M.shares)	Sell* (Btmn)
BDMS	21.54	(16.36)	(438)
CPN	23.20	(2.87)	(174)
OSP	23.83	(2.64)	(92)
CPALL	34.01	(1.17)	(75)
BAM	5.48	(2.98)	(57)
SCGP	4.18	(1.00)	(54)
TU	27.90	(2.95)	(49)
CRC	14.30	(1.14)	(42)
STGT	5.00	(1.87)	(35)
BANPU	8.49	(2.31)	(27)

\* SCBS Investment Research estimates



## Short sales

	Volume (Shares)	Turnover (Bt)	Average price (Bt)	Last price 18-May-22	Gap between last close and short	Short sale volume comparing with main board
IRPC	15,133,200	49,329,800	3.26	3.28	(0.62)	23.89
ITEL	1,066,600	5,632,635	5.28	5.30	(0.36)	21.22
S-R	548,500	1,038,620	1.89	1.89	0.19	19.34
COM7-R	2,538,700	96,766,225	38.12	38.50	(1.00)	18.01
SIRI	7,785,100	8,496,593	1.09	1.10	(0.78)	16.88
DCC-R	1,899,300	5,318,040	2.80	2.80	0.00	16.84
GPSC-R	1,045,500	65,087,000	62.25	63.25	(1.57)	15.70
INTUCH-R	1,191,000	86,111,625	72.30	72.75	(0.62)	15.64
BGRIM	1,330,300	43,669,325	32.83	33.00	(0.53)	15.61
BCPG	794,500	9,540,960	12.01	12.10	(0.75)	15.55
GLOBAL-R	793,900	17,086,090	21.52	21.60	(0.36)	15.10
BLAND	474,500	465,010	0.98	0.99	(1.01)	14.88
LH-R	5,981,300	52,748,965	8.82	8.95	(1.46)	14.72
SCGP	688,500	37,163,750	53.98	54.50	(0.96)	14.24
AMATA-R	889,500	17,145,980	19.28	19.40	(0.64)	14.11
BAY	22,200	727,050	32.75	32.75	0.00	14.04
TPIPL	1,211,600	1,837,074	1.52	1.52	(0.25)	14.04
JMART-R	1,262,100	68,500,050	54.27	55.00	(1.32)	14.03
BCH-R	3,077,100	57,518,450	18.69	18.70	(0.04)	14.02
BAM	1,655,600	31,394,290	18.96	19.00	(0.20)	13.77
OR	3,575,700	93,857,450	26.25	26.50	(0.95)	13.72
SCC-R	194,500	70,045,200	360.13	363.00	(0.79)	13.46
S	378,900	716,418	1.89	1.89	0.04	13.36
BANPU	14,812,400	174,836,320	11.80	11.90	(0.81)	13.29
KKP	662,200	46,485,325	70.20	70.75	(0.78)	13.16
DELTA-R	135,700	46,349,000	341.55	345.00	(1.00)	13.12
ADVANC	837,500	182,599,500	218.03	219.00	(0.44)	13.10
PTT-R	6,871,900	253,890,575	36.95	36.75	0.53	12.95
TTB	32,117,100	39,825,204	1.24	1.24	0.00	12.58
HMPRO-R	3,440,300	50,402,300	14.65	14.70	(0.34)	12.56
ADVANC-R	792,000	172,775,800	218.15	219.00	(0.39)	12.39
RCL-R	1,025,400	47,391,825	46.22	47.25	(2.18)	12.14
SCGP-R	581,200	31,235,175	53.74	54.50	(1.39)	12.02
BJC-R	786,000	28,923,475	36.80	37.50	(1.87)	11.88
PLANB-R	1,742,500	13,272,680	7.62	7.70	(1.08)	11.86
ITD	992,200	1,840,346	1.85	1.87	(0.81)	11.43
AWC-R	6,958,800	33,996,682	4.89	4.90	(0.30)	11.43
AAV	3,941,700	11,333,558	2.88	2.88	(0.16)	11.38
TCAP	483,100	18,563,025	38.42	38.50	(0.20)	11.30
KKP-R	553,100	38,657,325	69.89	70.75	(1.21)	10.99
VIBHA	1,301,300	3,268,886	2.51	2.52	(0.32)	10.82
BANPU-R	11,848,500	139,712,300	11.79	11.90	(0.91)	10.63
BAM-R	1,250,300	23,661,640	18.92	19.00	(0.40)	10.40
GULF	2,251,200	104,586,350	46.46	47.00	(1.15)	10.32
IVL	2,408,300	117,113,300	48.63	49.00	(0.76)	10.27
KTB	7,953,800	116,158,540	14.60	14.70	(0.65)	10.02
BDMS	10,343,400	275,271,275	26.61	26.75	(0.51)	9.99
THCOM-R	77,900	689,705	8.85	8.95	(1.08)	9.72
TTW	515,500	5,567,400	10.80	10.80	0.00	9.62
TU-R	2,494,200	41,145,940	16.50	16.70	(1.22)	9.61
BA	325,800	3,502,420	10.75	10.70	0.47	9.60
TRUE-R	9,255,300	41,272,544	4.46	4.52	(1.34)	9.29
SKN-R	146,100	1,204,160	8.24	8.30	(0.70)	9.20
BBL	953,000	119,943,550	125.86	126.00	(0.11)	9.11
PTT	4,833,600	178,582,250	36.95	36.75	0.53	9.11
CRC	2,052,000	75,804,750	36.94	37.00	(0.16)	8.85
MTC-R	1,051,600	46,699,225	44.41	45.00	(1.32)	8.85
STEC	687,300	8,810,570	12.82	12.90	(0.63)	8.85
WHA	4,250,000	13,346,934	3.14	3.18	(1.24)	8.61
CPALL	1,846,700	118,206,850	64.01	64.25	(0.37)	8.57
TPIPL-R	736,800	1,112,941	1.51	1.52	(0.62)	8.54
LH	3,463,000	30,604,575	8.84	8.95	(1.26)	8.52
BEM	11,831,800	100,862,685	8.52	8.80	(3.13)	8.49
CPN-R	586,700	35,471,950	60.46	60.75	(0.48)	8.46
EPG-R	525,200	5,224,355	9.95	10.10	(1.51)	8.46
DTAC	593,400	26,287,250	44.30	44.25	0.11	8.46
EASTW-R	150,400	1,001,865	6.66	6.70	(0.58)	8.35
GPSC	555,900	34,690,600	62.40	63.25	(1.34)	8.35
RATCH-R	700,000	27,567,875	39.38	40.00	(1.54)	8.33
KCE-R	1,092,500	69,212,725	63.35	63.75	(0.62)	8.27
HANA-R	1,258,500	58,760,700	46.69	48.00	(2.73)	8.26
TOP-R	941,200	54,468,600	57.87	58.75	(1.50)	8.20
TQM-R	327,100	14,316,475	43.77	43.50	0.62	8.17
SCC	116,000	41,906,300	361.26	363.00	(0.48)	8.03
STEC-R	612,600	7,847,740	12.81	12.90	(0.69)	7.89
CBG	268,100	27,724,800	103.41	104.00	(0.57)	7.87
JAS-R	2,761,200	8,825,120	3.20	3.20	(0.12)	7.87
BCP	512,200	17,938,700	35.02	35.25	(0.64)	7.85
AIE	31,400	122,576	3.90	3.92	(0.42)	7.83
CPF	3,059,200	78,067,800	25.52	25.50	0.07	7.80
SAWAD-R	662,900	32,976,750	49.75	50.50	(1.49)	7.77
GLOBAL	403,800	8,712,740	21.58	21.60	(0.11)	7.68
AWC	4,652,400	22,654,290	4.87	4.90	(0.62)	7.64
PTTGC	1,631,900	75,558,550	46.30	47.00	(1.49)	7.57
SGP	65,600	749,780	11.43	11.60	(1.47)	7.53
CPN	521,900	31,644,175	60.63	60.75	(0.19)	7.53
IVL-R	1,762,600	85,520,000	48.52	49.00	(0.98)	7.51
TU	1,941,700	32,053,230	16.51	16.70	(1.15)	7.48
MBK-R	123,300	1,619,950	13.14	13.10	0.29	7.42
CENTEL-R	717,100	28,836,600	40.21	40.25	(0.09)	7.38

	Volume (Shares)	Turnover (Bt)	Average price (Bt)	Last price 18-May-22	Gap between last close and short	Short sale volume comparing with main board
SAT-R	101,300	1,850,490	18.27	18.40	(0.72)	7.36
STA-R	860,600	20,255,510	23.54	23.70	(0.69)	7.28
TSE-R	194,200	427,148	2.20	2.22	(0.92)	7.25
PRM	228,600	1,310,030	5.73	5.70	0.54	7.20
TIDLOR-R	840,700	28,454,200	33.85	33.75	0.28	7.19
AP-R	554,300	6,092,320	10.99	11.00	(0.08)	7.18
TRUE	7,041,300	31,304,120	4.45	4.52	(1.64)	7.07
SUPER-R	8,112,700	6,652,414	0.82	0.83	(1.20)	7.05
PTTEP-R	1,634,500	258,362,550	158.07	158.50	(0.27)	7.01
TPIPP	228,000	821,268	3.60	3.64	(1.04)	6.98
AOT-R	2,492,100	169,052,475	67.84	68.00	(0.24)	6.90
BLA	340,200	13,031,325	38.30	39.00	(1.78)	6.89
THCOM	54,600	483,065	8.85	8.95	(1.15)	6.81
SINGER-R	257,200	13,144,075	51.10	51.50	(0.77)	6.71
BLA-R	330,300	12,703,525	38.46	39.00	(1.38)	6.69
WHA-R	3,298,000	10,361,244	3.14	3.18	(1.21)	6.68
HMPRO	1,828,100	26,805,610	14.66	14.70	(0.25)	6.68
OSP-R	1,142,800	39,800,025	34.83	34.75	0.22	6.67
BJC	436,700	16,010,600	36.66	37.50	(2.23)	6.60
RATCH	547,800	21,709,575	39.63	40.00	(0.92)	6.52
EA-R	917,400	78,664,750	85.75	86.25	(0.58)	6.48
CRC-R	1,496,600	55,313,125	36.96	37.00	(0.11)	6.46
QH	1,243,900	2,748,598	2.21	2.22	(0.47)	6.43
TOP	724,800	42,000,750	57.95	58.75	(1.37)	6.32
TTB-R	16,092,000	19,951,531	1.24	1.24	(0.01)	6.30
AOT	2,270,000	153,527,100	67.63	68.00	(0.54)	6.29
KBANK-R	1,277,700	184,248,150	144.20	144.00	0.14	6.28
AP	484,200	5,321,240	10.99	11.00	(0.09)	6.27
PSH	56,500	735,190	13.01	13.00	0.09	6.19
BTS	3,268,200	29,745,430	9.10	9.25	(1.61)	6.17
ASP	169,900	537,088	3.16	3.18	(0.59)	6.17
CK-R	1,019,400	19,909,230	19.53	19.60	(0.36)	6.15
BGRIM-R	520,700	17,052,925	32.75	33.00	(0.76)	6.11
GUNKUL-R	4,435,100	22,730,725	5.13	5.35	(4.20)	6.02
PSL-R	896,300	18,838,010	21.02	21.10	(0.39)	5.90
EPG	363,900	3,623,490	9.96	10.10	(1.41)	5.86
CHG-R	4,236,500	14,643,544	3.46	3.42	1.07	5.86
KBANK	1,190,300	172,507,200	144.93	144.00	0.64	5.85
EA	826,000	70,676,350	85.56	86.25	(0.79)	5.84
TISCO-R	262,600	23,500,650	89.49	90.25	(0.84)	5.81
TOA-R	92,000	2,503,075	27.21	26.75	1.71	5.77
SABUY	217,500	5,390,500	24.78	24.60	0.75	5.76
GULF-R	1,242,000	57,740,550	46.49	47.00	(1.09)	5.69
MINT-R	1,094,900	36,018,050	32.90	33.00	(0.31)	5.69
TISCO	256,600	23,000,425	89.64	90.25	(0.68)	5.68
ORI-R	484,200	4,702,120	9.71	9.80	(0.91)	5.63
TVO	73,000	2,299,500	31.50	32.00	(1.56)	5.59
MINT	1,070,200	35,232,600	32.92	33.00	(0.24)	5.56
PTTEP	1,290,200	203,413,050	157.66	158.50	(0.53)	5.53
THANI-R	678,700	2,822,578	4.16	4.20	(0.98)	5.53
CK	911,800	17,817,360	19.54	19.60	(0.30)	5.50
JKN	54,400	314,695	5.78	5.85	(1.11)	5.49
MAJOR-R	173,400	3,590,130	20.70	20.60	0.51	5.37
BH	208,700	35,851,800	171.79	172.00	(0.12)	5.28
CPF-R	2,069,400	52,753,325	25.49	25.50	(0.03)	5.28
BEC-R	147,000	2,151,710	14.64	14.80	(1.10)	5.15
IRPC-R	3,255,300	10,592,430	3.25	3.28	(0.80)	5.14
BDMS-R	5,284,800	140,033,075	26.50	26.75	(0.94)	5.10
BH-R	198,500	34,168,250	172.13	172.00	0.08	5.03
LHFG	367,600	463,176	1.26	1.25	0.80	4.89
GFPT	657,200	10,805,110	16.44	16.50	(0.36)	4.88
MEGA-R	497,100	26,712,200	53.74	53.50	0.44	4.85
ROJNA	109,200	668,700	6.12	6.20	(1.23)	4.81
SIRI-R	2,177,700	2,374,870	1.09	1.10	(0.86)	4.72
EGCO-R	119,700	20,950,150	175.02	177.50	(1.40)	4.71
KTB-R	3,723,300	54,260,560	14.57	14.70	(0.86)	4.69
TTA-R	1,094,000	11,224,690	10.26	10.40	(1.34)	4.65
SSP	164,900	1,652,940	10.02	10.00	0.24	4.64
ORI	397,100	3,862,655	9.73	9.80	(0.74)	4.61
TCAP-R	195,900	7,493,500	38.25	38.50	(0.65)	4.58
RJH	19,100	620,750	32.50	32.50	0.00	4.58
UVAN	162,200	1,514,120	9.33	9.25	0.92	4.53
PTTGC-R	974,800	45,148,100	46.32	47.00	(1.46)	4.52
AMATA	284,300	5,490,800	19.31	19.40	(0.45)	4.51
GUNKUL	3,250,500	16,741,230	5.15	5.35	(3.73)	4.41
MTC	519,200	22,972,700	44.25	45.00	(1.67)	4.37
EGCO	108,600	18,954,350	174.53	177.50	(1.67)	4.28
OSP	715,900	24,841,600	34.70	34.75	(0.14)	4.18
DDD	4,200	62,430	14.86	15.00	(0.90)	4.18
ERW	548,900	2,009,668	3.66	3.72	(1.58)	4.15
SPALI-R	194,900	3,982,100	20.43	20.50	(0.33)	4.14
ACE	205,200	589,686	2.87	2.88	(0.22)	4.05
SGP-R	35,300	402,420	11.40	11.60	(1.72)	4.05

Source: SET, SCBS Investment Research

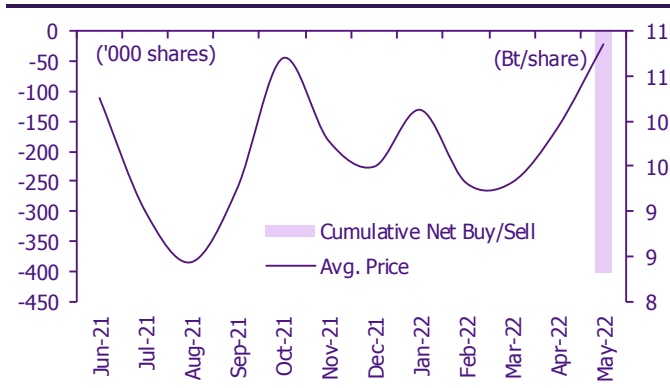
## Director trade

### 1. Director trade as reported on May 18, 2022.

Company Name of Director	Product	Transaction date	Amount (Shares)	Average Price (Bt)	Amount (Bt)	Buy/Sell	
AS	Mr. Quang dong Quach	Common Share	18-05-22	55,000	17.20	946,000	Purchase
CIVIL	Mr. KOWIT NUANGSUK	Common Share	17-05-22	50,000	4.86	243,000	Sale
HENG	Mr. THANASSORN RATANASIRISAP	Common Share	17-05-22	25,747,000	3.22	82,905,340	Sale
JMART	Mr. ADISAK SUKUMVITAYA	Common Share	17-05-22	400,000	52.75	21,100,000	Purchase
LIT	Miss SITARPHAT NIROJTHANARAT	Warrant	17-05-22	275,000	1.08	297,000	Sale
LIT	Miss SITARPHAT NIROJTHANARAT	Common Share	17-05-22	3,300,000	2.10	6,930,000	Sale
NDR	Mrs. THUNYARAT SAMRITTIVANICHA	Warrant	17-05-22	426,000	1.02	434,520	Sale
PG	Mr. PIRANART CHOKWATANA	Common Share	17-05-22	1,500	7.50	11,250	Purchase
PSL	Mr. Minhaj Zafar	NVDR : underlying securities ordinary SHARE	13-05-22	2,500	20.00	50,000	Sale
PSL	Mr. Minhaj Zafar	NVDR : underlying securities ordinary SHARE	17-05-22	2,500	20.80	52,000	Sale
PSL	Mr. Prashant Mahalingam	NVDR : underlying securities ordinary SHARE	17-05-22	50,000	21.00	1,050,000	Sale
PROUD	Mr. PUMIPAT SINACHAROEN	Common Share	12-05-22	40,700	1.50	61,050	Purchase
PROUD	Mr. PUMIPAT SINACHAROEN	Common Share	13-05-22	101,300	1.49	150,937	Purchase
PYLON	Mr. CHANET SANGARAYAKUL	Common Share	17-05-22	80,000	4.33	346,400	Purchase
S11	Mr. SIRAWAT WANGLEE	Common Share	17-05-22	24,000	5.65	135,600	Purchase
S11	Mr. SURASAK KHEMTHONGKUM	Common Share	17-05-22	18,700	5.60	104,720	Purchase
SABUY	Mr. SARAN SUPAKSARAN	Common Share	12-05-22	4,400	24.82	109,208	Purchase
SABUY	Mr. SARAN SUPAKSARAN	Common Share	12-05-22	7,500	24.90	186,750	Purchase
SAK	Mrs. RENU WILASRI	Common Share	13-05-22	100,000	7.95	795,000	Purchase
SO	Miss KANTHIMA JANGWANSOOK	Common Share	17-05-22	15,000	12.50	187,500	Purchase
SO	Miss KANTHIMA JANGWANSOOK	Common Share	17-05-22	19,400	12.60	244,440	Purchase
SO	Mr. APHIWAT KRIENGWATTANAKUL	Common Share	17-05-22	10,000	12.20	122,000	Purchase
SPRC	Mr. WISIT SUKPRASERT	Common Share	18-05-22	200,000	10.70	2,140,000	Sale
SUN	Mr. ONGART KITTIKHUNCHAI	Common Share	18-05-22	50,000	5.40	270,000	Purchase
TRUBB	Mr. VORATHEP WONGSASUTHIKUL	Common Share	13-05-22	73,700	2.60	191,620	Purchase
TRUBB	Mr. VORATHEP WONGSASUTHIKUL	Common Share	13-05-22	250,000	2.62	655,000	Purchase
TRUBB	Mr. VORATHEP WONGSASUTHIKUL	Common Share	13-05-22	276,300	2.64	729,432	Purchase
TRUBB	Mr. VORATHEP WONGSASUTHIKUL	Common Share	13-05-22	400,000	2.66	1,064,000	Purchase
TMT	Mr. PRAWAS SONTAWAKUL	Common Share	18-05-22	20,000	9.09	181,800	Purchase
KUN	Mr. KHUNA DHEVA-AKSORN	Common Share	17-05-22	110,000	2.50	275,000	Purchase
KUN	Mrs. PRAWEEERAT DHEVA-AKSORN	Common Share	17-05-22	110,000	2.50	275,000	Purchase
WIJK	Mrs. SUMALEE ONGCHARIT	Common Share	17-05-22	156,900	1.96	307,524	Purchase
				Total	Purchase	28,450,231	
					Sale	94,101,860	
					Net	<u>(65,651,629)</u>	

### 2. 12-month cumulative net buy/sell for SCBS-covered stocks with activity as of last close

#### SPRC



# Corporate calendar

May				
Monday	Tuesday	Wednesday	Thursday	Friday
16	17	18	19	20
<b>Substitution for Wisakha Bucha Day</b>	<b>New warrant</b> NDR-W2 <b>XD</b> DIF Bt0.26 INETREIT Bt0.2332 POPF Bt0.2544 PPF Bt0.1715 SIRIP Bt0.05 <b>PD</b> ADB Bt0.05 AHC Bt0.6034 ALUCON Bt10 ASP Bt0.2 AYUD Bt0.77 BFIT Bt0.82 CPN Bt0.6 DCON Bt0.011 ENGY Bt0.08 FSS Bt0.1 HANA Bt1 III Bt0.3 LANNA Bt1 MTC Bt0.37 NCH Bt0.08 NSL Bt0.25 PDJ Bt0.1 PM Bt0.3 PT Bt0.41 SFT Bt0.1015 SGP Bt0.8 SPCG Bt0.55 SRICHA Bt0.25 SUSCO Bt0.1 SVI Bt0.23 TEAM Bt0.11 THIP Bt1.75 THREL Bt0.12 TM Bt0.085 TPIPL Bt0.06 VNG Bt0.3 <b>Last trading day</b> J-W1 <b>Share listing</b> FTE 59,999,924 Shares	<b>XD</b> CPNGC Bt0.225 CPNREIT Bt0.1814 <b>XR</b> CHO 17 : 2 @Bt0.702 <b>XW</b> CHO 5 : 1 <b>XE</b> J-W1 1 : 1.02504 @Bt1.95114 <b>PD</b> ASIAN Bt0.4 DOHOME Bt0.022222223 DOHOME 5 : 1 XD(ST) FN Bt0.0037 IHL Bt0.1 ILM Bt0.4 L&E Bt0.085 LHFG Bt0.01 LOXLEY Bt0.07 PK Bt0.065 PK-P Bt0.02375 QH Bt0.07 SAK Bt0.116 SAMCO Bt0.04 SAUCE Bt1.6 SNNP Bt0.14 TNITY Bt0.75 TNPC Bt0.05 TNPC 15 : 1 XD(ST) TPGH Bt0.053 VL Bt0.015 WGE Bt0.05 <b>Company name change</b> JUTHA to "BIO Green Energy Tech PCL" <b>Symbol change</b> JUTHA to "BIOTEC" <b>Share listing</b> AGE 120,857,304 Shares GRAND 52,910,052 Shares	<b>New securities</b> FTI (SET HOME) <b>XD</b> FTREIT Bt0.175 TPRIME Bt0.123 <b>XR</b> NINE 1.5232 : 1 @Bt3.30 <b>PD</b> 2S Bt0.27 2S 10 : 1 XD(ST) AH Bt0.47 BEC Bt0.25 BJC Bt0.51 BM Bt0.04 CCET Bt0.0094 CCET 12 : 1 XD(ST) ICN Bt0.2 INSET Bt0.17 KKP Bt2.2 LEE Bt0.13 MAKRO Bt0.32 MFC Bt2.15 PEACE Bt0.2 PEACE 5 : 1 XD(ST) PORT Bt0.025 PR9 Bt0.14 RPC Bt0.1 SABINA Bt0.44 SABUY Bt0.03 SC Bt0.2 SNP Bt0.58 SUN Bt0.15 SVT Bt0.04 SYMC Bt0.075 TACC Bt0.18 TISCO Bt7.15 TISCO-P Bt7.15 TK Bt0.5 TPA Bt0.45 UEC Bt0.03 WHAUP Bt0.16 <b>Company name change</b> NMG to "Nation Group (Thailand) PCL" <b>Symbol change</b> NMG to "NATION" <b>Last trading day</b> VIBHA-W3 <b>Share listing</b> ALL 72,621,640 Shares GCAP 1,330,671 Shares JKN 1,728,011 Shares KK 11,499,962 Shares	<b>XD</b> JASIF Bt0.23 SPRIME Bt0.149 TSTH Bt0.05 <b>XR</b> PPPM 1 : 3 @Bt0.10 <b>XW</b> PPPM 6 : 1 <b>XE</b> VIBHA-W3 1 : 1.0023 @Bt2.993 <b>PD</b> AJ Bt0.25 AWC Bt0.01076 BAM Bt0.55 BROOK Bt0.005 BROOK 10 : 1 XD(ST) BUI Bt1 CAZ Bt0.16 CIVIL Bt0.02 CKP Bt0.08 CPALL Bt0.6 CPI Bt0.19 CPL Bt0.05 CTW Bt0.1 DITTO Bt0.01111111111111 DITTO 5 : 1 XD(ST) EA Bt0.3 ECF Bt0.0157 EKH Bt0.13 EKH 25 : 1 XD(ST) FMT Bt2.625 FPI Bt0.07 GLORY Bt0.02 HTECH Bt0.08 IIG Bt0.4 INOX Bt0.107 IVL Bt0.25 JUBILE Bt0.37 KWM Bt0.096 LH Bt0.25 LPF Bt0.1873 LPH Bt0.1 MFEC Bt0.4 MGT Bt0.12 MICRO Bt0.077 MITSIB Bt0.015 MODERN Bt0.07 NKI Bt1.5 NKI 35 : 1 XD(ST) NRF Bt0.041 NTV Bt0.6 PACO Bt0.05 PDG Bt0.08 PDG 10 : 1 XD(ST) PHOL Bt0.16 PL Bt0.11 PRAPAT Bt0.006 PRAPAT 10 : 1 XD(ST) PREB Bt0.4 PRIN Bt0.075 PROS Bt0.03 PSH Bt0.65 PTG Bt0.25 RATCH Bt1.35 RCL Bt3 RPH Bt0.25 SAWAD Bt1.8 SCG Bt0.061 SEA OIL Bt0.0074074075 SEA OIL 15 : 1 XD(ST) SINGER Bt0.55 SIRI Bt0.06 SKN Bt0.28 SMART Bt0.04 STECH Bt0.05 SUPER Bt0.006 SYNTEC Bt0.03 TIDLOR Bt0.274 TIDLOR 13 : 1 XD(ST) TNP Bt0.05 TPAC Bt0.141 TWPC Bt0.2159 UBE Bt0.024 UVAN Bt0.4 VCOM Bt0.17 VIH Bt0.5

May				
Monday	Tuesday	Wednesday	Thursday	Friday
23	24	25	26	27
<b>PD</b> APP Bt0.2 CK Bt0.25 DEMCO Bt0.03 GUNKUL Bt0.12 HPT Bt0.02 ICHI Bt0.5 PRAKIT Bt0.6 PYLON Bt0.06 SCN Bt0.055 SPG Bt0.45 TOA Bt0.19 VNT Bt2.4	<b>XD</b> ADD Bt0.13 BBGI Bt0.15 KTBSTMR Bt0.1733 PSL Bt0.5 SUPEREIF Bt0.25272 TSC Bt0.4 <b>XW</b> CPANEL 5 : 1 <b>PD</b> CMR Bt0.065 HUMAN Bt0.1 ICC Bt0.35 KAMART Bt0.06 KCAR Bt0.26 KISS Bt0.1 KUN Bt0.08 MOONG Bt0.21 NETBAY Bt0.7945 NNCL Bt0.06 OCC Bt0.05 ORI Bt0.42 PIMO Bt0.045 PTC Bt0.1 RJH Bt1 RT Bt0.014 SELIC Bt0.00533728 SELIC 10.40904316 : 1 XD(ST) SPC Bt1 SPI Bt0.6 TKC Bt0.3 TVT Bt0.03 WACOAL Bt0.5	<b>XD</b> AIMIRT Bt0.2215 ALLY Bt0.162 AMATAR Bt0.155 BGC Bt0.125 HREIT Bt0.1556 <b>XE</b> JMART-W3 1 : 1.13019 @Bt9.73303 PERM-W1 1 : 1 @Bt1.8 <b>PD</b> AKP Bt0.05 ALLA Bt0.05 AMR Bt0.08 ARROW Bt0.35 ASEFA Bt0.22 BE8 Bt0.06 BLA Bt0.56 CHOTI Bt3.18 CMC Bt0.04 COLOR Bt0.05 CPF Bt0.25 CV Bt0.0235 FE Bt5.5 HFT Bt0.425 HTC Bt0.96 M Bt0.8 MATI Bt0.45 NEW Bt0.35 PAF Bt0.015 PG Bt0.1 PRM Bt0.18 RS Bt0.35 RWI Bt0.1 S & J Bt1.2 SALEE Bt0.015 SCM Bt0.17 SICT Bt0.043 SITHAI Bt0.03 SK Bt0.025 SSF Bt0.5185 SSP Bt0.0111111114 SSP 10 : 1 XD(ST) TCOAT Bt0.55 TEAMG Bt0.15 TNL Bt0.5 TPCS Bt0.75 TRU Bt0.1 TTI Bt0.5 UTP Bt0.31 VIBHA Bt0.05 WHA Bt0.0735	<b>XD</b> BKI Bt3.5 BOFFICE Bt0.1753 GVREIT Bt0.192 OISHI Bt0.5 PROSPECT Bt0.03 <b>XW</b> PPM 2 : 1 <b>PD</b> AP Bt0.5 BAY Bt0.45 BRR Bt0.07 CPR Bt0.11 CSS Bt0.1 DMT Bt0.25 ILINK Bt0.38 INET Bt0.042 KUMWEL Bt0.06 LEO Bt0.18 NOBLE Bt0.08 NYT Bt0.16 OSP Bt0.65 PB Bt1.06 PIN Bt0.15 RAM Bt0.2 RICHY Bt0.0075 RICHY 16 : 1 XD(ST) SAPPE Bt1.1 TC Bt0.15 TFMAMA Bt1.9 TMILL Bt0.13 TRUBB Bt0.15 UOBKH Bt0.16 WIIK Bt0.09	<b>XD</b> B-WORK Bt0.1771 FUTUREPF Bt0.26 KAMART Bt0.06 <b>XR</b> META 10 : 3 @Bt0.47 <b>XW</b> TNDT 4 : 1 <b>PD</b> A5 Bt0.01 ABICO Bt0.0452 AKR Bt0.03 AMARIN Bt0.19 AMC Bt0.34 CEN Bt0.12 CRC Bt0.3 CSR Bt0.75 CWT Bt0.0535 EASTW Bt0.24 FNS Bt0.5 IMH Bt0.9 JWD Bt0.25 M-CHAI Bt7 MILL Bt0.01 MILL 10 : 1 XD(ST) ONEE Bt0.069 PLE Bt0.019 PPM Bt0.033 ROJNA Bt0.2 SCP Bt0.15 SECURE Bt0.18 SIAM Bt0.01 SMIT Bt0.22 SMT Bt0.05 SONIC Bt0.11 SORKON Bt0.15 SSSC Bt0.23 STHAI Bt0.11 SWC Bt0.265 TOPP Bt4.05 TSTE Bt0.14 TWP Bt0.065 WP Bt0.15
<b>30</b>	<b>31</b>			
<b>XD</b> THE Bt0.1 WHART Bt0.1915 YGG Bt0.109 <b>XR</b> POLAR 3.34 : 1 @Bt0.02 <b>XW</b> LEO 1 : 100 TNDT 4 : 1 <b>PD</b> APCS Bt0.06	<b>XD</b> IVL Bt0.4 <b>XT</b> ALL 1 : 1 <b>PD</b> DCC Bt0.055			

XD - Cash Dividend  
 XD(ST) - Stock Dividend

PD - Payment Date  
 XR - Rights for Common

XW - Rights for Warrant  
 XT - Rights for Transferable Subscription Right

XE - Warrant Exercise  
 CW - Capital write-down

SP - Suspension

## Disclaimer

The information in this report has been obtained from sources believed to be reliable. However, its accuracy or completeness is not guaranteed. Any opinions expressed herein reflect our judgment at this date and are subject to change without notice. This report is for information only. It is not to be construed as an offer, or solicitation of an offer to sell or buy any securities. We accept no liability for any loss arising from the use of this document. We or our associates may have an interest in the companies mentioned therein.

SCB Securities Company Limited ("SCBS") is a wholly-owned subsidiary of The Siam Commercial Bank Public Company Limited ("SCB"). Any information related to SCB is for sector comparison purposes.

This document is prepared by SCB Securities Company Limited ("SCBS") which is wholly-owned by the Siam Commercial Bank Public Company Limited ("SCB"). SCB acts as financial advisor of the SCG Chemicals Public Company Limited (SCGC). Any opinions, news, research, analyses, prices, statements, forecasts, projections and/or other information contained in this document (the "Information") is provided as general information purposes only and shall not be construed as individualized recommendation of an offer to buy or sell or the solicitation of an offer to buy or sell any securities. SCBS and/or its directors, officers and employees shall not be liable for any direct, indirect, incidental, special or consequential loss or damage, resulting from the use of or reliance on the Information, including without limitation to, damages for loss of profits. The investors shall use the Information in association with other information and opinion, including their own judgment in making investment decision. The Information is obtained from sources believed to be reliable, and SCBS cannot guarantee the accuracy, completeness and/or correctness of the Information.

This document is prepared by SCB Securities Company Limited ("SCBS") which is wholly-owned by The Siam Commercial Bank Public Company Limited ("SCB"). SCB may be appointed to act as financial advisor in relation to transactions to be carried out by Thai Oil Company Limited. Any opinions, news, research, analyses, prices, statements, forecasts, projections and/or other information contained in this document (the "Information") is provided as general information purposes only and shall not be construed as individualized recommendation of an offer to buy or sell or the solicitation of an offer to buy or sell any securities. SCBS and/or its directors, officers and employees shall not be liable for any direct, indirect, incidental, special or consequential loss or damage, resulting from the use of or reliance on the Information, including without limitation to, damages for loss of profits. The investors shall use the Information in association with other information and opinion, including their own judgment in making investment decision. The Information is obtained from sources believed to be reliable, and SCBS cannot guarantee the accuracy, completeness and/or correctness of the Information.

This document is prepared by SCB Securities Company Limited ("SCBS") which is wholly-owned by The Siam Commercial Bank Public Company Limited ("SCB"). SCB has acted as Financial Advisor, Lead Arranger of Global Power Synergy Public Company Limited. Any opinions, news, research, analyses, prices, statements, forecasts, projections and/or other information contained in this document (the "Information") is provided as general information purposes only, and shall not be construed as individualized recommendation of an offer to buy or sell or the solicitation of an offer to buy or sell any securities. SCBS and/or its directors, officers and employees shall not be liable for any direct, indirect, incidental, special or consequential loss or damage, resulting from the use of or reliance on the Information, including without limitation to, damages for loss of profits. The investors shall use the Information in association with other information and opinion, including their own judgment in making investment decision. The Information is obtained from sources believed to be reliable, and SCBS cannot guarantee the accuracy, completeness and/or correctness of the Information.

This document is prepared by SCB Securities Company Limited ("SCBS") which is wholly-owned by The Siam Commercial Bank Public Company Limited ("SCB"). SCB Asset Management Company Limited ("SCBAM") which is wholly-owned by The Siam Commercial Bank Public Company Limited ("SCB"). SCB has acted as Financial Advisor of Digital Telecommunications Infrastructure Fund. SCBAM has acted as Fund Manager of Digital Telecommunications Infrastructure Fund. Any opinions, news, research, analyses, prices, statements, forecasts, projections and/or other information contained in this document (the "Information") is provided as general information purposes only, and shall not be construed as individualized recommendation of an offer to buy or sell or the solicitation of an offer to buy or sell any securities. SCBS and/or its directors, officers and employees shall not be liable for any direct, indirect, incidental, special or consequential loss or damage, resulting from the use of or reliance on the Information, including without limitation to, damages for loss of profits. The investors shall use the Information in association with other information and opinion, including their own judgment in making investment decision. The Information is obtained from sources believed to be reliable, and SCBS cannot guarantee the accuracy, completeness and/or correctness of the Information.

SCBS reserves the right to modify the Information from time to time without notice and in its sole discretion. This document is delivered to intended recipient(s) only and is not permitted to reproduce, retransmit, disseminate, sell, distribute, republish, circulate or commercially exploit the Information in any manner without the prior written consent of SCBS.

Futures and Options trading carry a high level of risk with the potential for substantial losses, and are not suitable for all persons. Before deciding to trade Futures and Options, you should carefully consider your financial position, investment objectives, level of experience, and risk appetite if Futures and Options trading are appropriate. The possibility exists that you could sustain a loss of some or all of your initial investment. You should be aware of all the risks associated with Futures and Options trading, and you are advised to rely on your own judgment while making investment decision and/or should seek advice from professional investment advisor if you have any doubts.

This document is delivered to intended recipient(s) only and is not permitted to reproduce, retransmit, disseminate, sell, distribute, republish, circulate or commercially exploit the Information in any manner without the prior written consent of SCBS.

Copyright©2012 SCB Securities Company Limited. All rights reserved.

## CG Rating 2021 Companies with CG Rating

### Companies with Excellent CG Scoring

AAV, ADVANC, AF, AH, AIRA, AKP, AKR, ALT, AMA, AMATA, AMATAV, ANAN, AOT, AP, ARIP, ARROW, ASP, AUCTION, AWC, AYUD, BAFS, BANPU, BAY, BBL, BCP, BCPG, BDMS, BEM, BGC, BGRIM, BIZ, BKH, BOL, BPP, BRR, BTS, BTW, BWG, CENTEL, CFRESH, CHEWA, CHO, CIMBT, CK, CKP, CM, CNT, COM7, COMAN, COTTO, CPALL, CPF, CPI, CPN, CRC, CSS, DDD, DELTA, DEMCO, DRT, DTAC, DUSIT, EA, EASTW, ECF, ECL, EE, EGCO, EPG, ETC, FPI, FPT, FSMART, GBX, GC, GCAP, GFPT, GGC\*, GLAND, GLOBAL, GPI, GPSC, GRAMMY, GULF, GUNKUL, HANA, HARN, HMPRO, ICC, ICHI, III, ILINK, ILM, INTUCH, IP, IRPC, ITTEL, IVL, JSP, JWD, K, KBANK, KCE, KKP, KSL, KTB, KTC, LALIN, LANNA, LH, LHFG, LIT, LPN, MACO, MAJOR, MAKRO, MALEE, MBK, MBKET, MC, MCOT, METCO, MFEC, MINT, MONO, MOONG, MSC, MTC, MVP, NCL, NEP, NER, NKI, NOBLE, NSI, NVD, NWR, NYT, OISHI, OR, ORI, OSP, OTO, PAF, PCSGH, PDG, PDJ, PG, PHOL\*, PLANB, PLANET, PLAT, PORT, PPS, PR9, PREB, PRG, PRM, PROUD, PSH, PSL, PTG, PTT, PTTEP, PTTGC, PYLON, Q-CON, QH, QTC, RATCH, RS, S, S & J, SAAM, SABINA, SAMART, SAMTEL, SAT, SC, SCB, SCC, SCCC, SCG, SCGP, SCM, SDC, SEAFCO, SEAOL, SE-ED, SELIC, SENA, SHR, SIRI, SIS, SITHAI, SMK, SMPK, SNC, SONIC, SPALI, SPI, SPRC, SPVI, SSSC, SST, STA, STEC\*, STI, SUN, SUSCO, SUTHA, SVI\*, SYMC, SYNTEC, TACC, TASCO, TCAP, TEAMG, TFMAMA, TGH, THANA, THANI, THCOM, THG, THIP, THRE, THREL, TIP\*, TIPCO, TISCO, TK, TKT, TMT, TNDT, TNITY, TOA, TOP, TPBI, TQM, TRC, TRU, TRUE, TSC, TSR, TSTE, TSTH, TTA, TTB, TTCL, TTW, TU, TVD, TVI, TVO, TWPC, U, UAC, UBIS, UV, VGI, VIH, WACOAL, WAVE, WHA, WHAUP, WICE, WINNER, ZEN

### Companies with Very Good CG Scoring

2S, 7UP, ABICO, ABM, ACE, ACG, ADB, AEONTS, AGE, AHC, AIT, ALL, ALLA, ALUCON, AMANAH, AMARIN, APCO, APCS, APURE, AQUA, ASEFA, ASIAN, ASK, ATP30, BA, BC, BEC, BFIT, BJCHI, BR, CBG, CGH, CHAYO, CHOTI, CI, CMC, CPL, CRD, CSP, DCC, ASAP, ASIA, ASIMAR, ASN, B, BAM, BCH, BEYOND, BJC, BLA, BROOK, CEN, CHARAN, CHG, CHOW, CIG, COLOR, CPW, CSC, CWT, DCON, DHOUSE, DOD, DOHOME, DV8, EASON, EFORL, ERW, ESSO, ESTAR, ETE, FE, FLOYD, FN, FNS, FORTH, FSS, FTE, FVC, GEL, GENCO, GJS, GYT, HPT, HTC, HYDRO, ICN, IFS, IMH, IND, INET, INSET, INSURE, IRC, IRCP, IT, ITD\*, J, JAS, JCK, JCKH, JMART, JMT, KBS, KCAR, KEX, KGI, KIAT\*, KISS, KOOL, KTIS, KUMWEL, KUN, KWC, KWM, L&E, LDC, LEO, LHK, LOXLEY, LRH, LST, M, MATCH, MBAX, MEGA, META, MFC\*, MGT, MICRO, MILL, MITSIB, MK, MODERN, MTI, NBC, NCAP, NCH, NETBAY, NEX, NINE, NRF, NTV, OCC, OGC, PATO, PB, PICO, PIMO, PJW, PL, PM, PMTA, PPP, PPPM, PRIME, PRIN, PRINC, PSTC, PT, QLT, RBF, RCL, RICHY, RML, ROJNA, RPC, RT, RWI, S11, SA, SAK, SALEE, SAMCO, SANKO, SAPPE, SAWAD, SCI, SCN, SCP, SE, SFLEX, SFP, SFT, SGF, SIAM, SINGER, SKE, SKN, SKR, SKY, SLP, SMIT, SMT, SNP, SO, SORKON, SPA, SPC, SPCG, SR, SRICHA, SSC, SSF, STANLY, STGT, STOWER\*, STPI, SUC, SWC, SYNEX, T, TAE, TAKUNI, TBSP, TCC, TCMC, TEAM, TFG, TFI, TIGER, TITLE, TKN, TKS, TM, TMC, TMD, TMI, TMILL, TNL, TNP, TOG, TPA, TPAC, TPCS, TPS, TRITN, TRT, TSE, TVT, TWP, UEC, UMI, UOBKH, UP, UPF, UPOIC, UTP, VCOM, VL, VNT, VPO, VRANDA, WGE, WIJK, WP, XO, XPG, YUASA

### Companies with Good CG Scoring

A, AI, AIE, AJ, AMC, APP, AQ, ARIN, AS, AU, B52, BEAUTY, BGT, BH, BIG, BLAND, BM, BROCK, BSBM, BSM, BYD\*, CCP, CITY, CMO, CPT, CSR, EKH, EP, FMT, GLOCON\*, GSC, HTECH, IHL, INGRS, JAK, JTS, KASET, KK, KWG, LEE, BTNC, CAZ, CGD, CMAN, CMR, CRANE, D, EMC, F&D, GIFT, GREEN, GTB, HUMAN, IIG, INOX, JR, JUBILE, KCM, KKC, KYE, LPH, MATI, M-CHAI, MCS, MDX, MJD, MORE, MUD, NC, NDR, NFC, NNCL, NOVA, NPK, NUSA, OCEAN, PAF, PF, PK, PLE, PPM, PRAKIT, PRAPAT, PRECHA, PTL, RCI\*, RJH, RP, RPH, RSP, SABUY, SF, SGP, SICT, SIMAT, SISB, SK, SMART, SOLAR, SPACK, SPG, SQ, SSP, STARK, STC, SUPER, SVOA, TC, TCCC, THMUI, TNH, TNR, TOPP, TPCH, TPIPL, TPIPP, TPLAS, TPOLY, TQR, TTI, TYCN, UKEM, UMS, UNIQ, UPA, UREKA, VIBHA, W, WIN, WORK, WPH, YGG, ZIGA

### Corporate Governance Report

The material contained in this publication is for general information only and is not intended as advice on any of the matters discussed herein. Readers and others should perform their own independent analysis as to the accuracy or completeness or legality of such information. The Thai Institute of Directors, its officers, the authors and editor make no representation or warranty as to the accuracy, completeness or legality of any of the information contained herein. By accepting this document, each recipient agrees that the Thai Institute of Directors Association, its officers, the authors and editor shall not have any liability for any information contained in, or for any omission from, this publication.

The survey result is as of the date appearing in the Corporate Governance Report of Thai Listed Companies. As a result, the survey result may be changed after that date. SCB Securities Company Limited does not conform nor certify the accuracy of such survey result.

To recognize well performers, the list of companies attaining "Good", "Very Good" and "Excellent" levels of recognition

(Not including listed companies qualified in the "no announcement of the results" clause from 1 January 2020 to 26 October 2021) is publicized.

<sup>1</sup> TIP was voluntarily delisted from the Stock Exchange of Thailand effectively on July 24, 2021

<sup>2</sup> RCI was voluntarily delisted from the Stock Exchange of Thailand, effectively on July 16, 2021

\* บริษัทหรือกรรมการหรือผู้บริหารของบริษัทที่มีข่าวด้านกฏการกีดกันผู้ถือหุ้น เช่น การกระทำความผิดเกี่ยวกับหลักทรัพย์ การทุจริต คอรัปชัน เป็นต้น ซึ่งการใช้ข้อมูล CGR ควรตระหนักถึงข้อดังกล่าวประกอบด้วย

## Anti-corruption Progress Indicator

### Certified (ได้รับการรับรอง)

2S, 7UP, ADVANC, AF, AI, AIE, AIRA, AKP, AMA, AMANAH, AMATA, AMATAV, AP, APCS, AQUA, ARROW, AS, ASIAN, ASK, ASP, AWC, AYUD, B, BAFS, BAM, BANPU, BAY, BBL, BCH, BCP, BCPG, BEB, BEYOND, BGC, BGRIM, BJCHI, BKI, BLA, BPP, BROOK, BRR, BSBM, BTS, BWG, CEN, CENTEL, CFRESH, CGH, CHEWA, CHOTI, CHOW, CIG, CIMBT, CM, CMC, COM7, COTTO, CPALL, CPF, CPI, CPN, CSC, DCC, DELTA, DEMCO, DIMET, DRT, DTAC, DUSIT, EA, EASTW, ECL, EGCO, EP, EPG, ERW, ESTAR, ETE, FE, FNS, FPI, FPT, FSMART, FSS, FTE, GBX, GC, GCAP, GEL, GFPT, GGC, GJS, GPI, GPSC, GSTEEL, GULF, GUNKUL, HANA, HARN, HEMP, HENG, HMPRO, HTC, ICC, ICHI, IFEC, IFS, INET, INSURE, INTUCH, IRC, IRPC, ITTEL, IVL, JKN, JR, K, KASET, KBANK, KBS, KCAR, KCE, KGI, KKP, KSL, KTB, KTC, KWC, KWI, L&E, LANNA, LH, LHFG, LHK, LPN, LRH, M, MAKRO, MALEE, MATCH, MBAX, MBK, MC, MCOT, META, MFC, MFEC, MILL, MINT, MONO, MOONG, MSC, MST, MTC, MTI, NBC, NEP, NINE, NKI, NMG, NNCL, NOBLE, NOK, NSI, NWR, OCC, OGC, ORI, PAP, PATO, PB, PCSGH, PDG, PDJ, PE, PG, PHOL, PK, PL, PLANB, PLANET, PLAT, PM, PPP, PPPM, PPS, PR9, PREB, PRG, PRINC, PRM, PROS, PSH, PSL, PSTC, PT, PTECH, PTG, PTT, PTTEP, PTTGC, PYLON, Q-CON, QH, QLT, QTC, RATCH, RML, RWI, S & J, SAAM, SABINA, SAPPE, SAT, SC, SCC, SCCC, SCG, SCGP, SCM, SCN, SEAOL, SE-ED, SELIC, SENA, SGP, SINGER, SIRI, SITHAI, SKR, SMIT, SMK, SMPK, SNC, SNP, SORKON, SPACK, SPALI, SPC, SPI, SPRC, SRICHA, SSF, SSP, SSSC, SST, STA, STOWER, SUSCO, SVI, SYMC, SYNTEC, TAE, TAKUNI, TASCO, TCAP, TCMC, TFG, TFI, TFMAMA, TGH, THANI, THCOM, THIP, THRE, THREL, TIDLOR, TIPCO, TISCO, TKS, TKT, TMD, TMILL, TMT, TNITY, TNL, TNP, TNR, TOG, TOP, TOPP, TPA, TPCS, TPP, TRU, TRUE, TSC, TSTE, TSTH, TTA, TTB, TTCL, TU, TVD, TVI, TVO, TWPC, U, UBE, UBIS, UEC, UKEM, UOBKH, UPF, UV, VGI, VIH, WACOAL, WHA, WHAUP, WICE, WIJK, XO, YUASA, ZEN, ZIGA

### Declared (ประกาศเจตนาสมัคร)

AH, AJ, ALT, APCO, B52, BEC, CHG, CI, CPL, CPR, CPW, CRC, DDD, DHOUSE, DOHOME, ECF, EKH, ETC, EVER, FLOYD, III, ILM, INOX, JTS, KEX, KUMWEL, LDC, MAJOR, MEGA, NCAP, NOVA, NRF, NUSA, NYT, OR, PIMO, PLE, RS, SAK, SIS, STECH, STGT, SUPER, TKN, TMI, TQM, TSI, VARO, VCOM, VIBHA, WIN

### N/A

3K-BAT, A, A5, AAV, ABICO, ABM, ACAP, ACC, ACE, ACG, ADB, ADD, AEONTS, AFC, AGE, AHC, AIT, AJA, AKR, ALL, ALLA, ALPHAX, ALUCON, AMARIN, AMC, AMR, ANAN, AOT, APEX, APP, APURE, AQ, ARIN, ARIP, ASAP, ASEFA, ASIA, ASIMAR, ASN, ASP, ATP30, AU, AUCTION, BA, BBGI, BBK, BC, BCT, BDMS, BEAUTY, BEM, BFIT, BGT, BH, BIG, BIS, BIZ, BJC, BKD, BLAND, BLISS, BM, BOL, BR, BRI, BROCK, BSM, BTNC, BTW, BUI, BYD, CAZ, CBG, CCET, CCP, CEYE, CGD, CHARAN, CHAYO, CHO, CITY, CIVIL, CK, CKP, CMAN, CMO, CMR, CNT, COLOR, COMAN, CPANEL, CPH, CPT, CRANE, CRD, CSP, CSR, CSS, CTW, CV, CWT, D, DCON, DITTO, DMT, DOD, DPAINT, DTAC, DV8, EASON, EE, EFORL, EMC, ESSO, F&D, FANCY, FMT, FN, FORTH, FTI, FVC, GENCO, GIFT, GL, GLAND, GLOBAL, GLOCON, GLORY, GRAMMY, GRAND, GREEN, GSC, GTB, GYT, HFT, HL, HPT, HTECH, HUMAN, HYDRO, ICN, IHL, IIG, IMH, IND, INGRS, INSET, IP, IRCP, IT, ITD, J, JAK, JAS, JCK, JCKH, JCT, JDF, JMART, JMT, JP, JUBILE, JUTHA, JWD, KAMART, KC, KCC, KCM, KDH, KIAT, KISS, KK, KKC, KOOL, KTIS, KUN, KWM, KYE, LALIN, LEE, LEO, LIT, LOXLEY, LPH, LST, MACO, MANRIN, MATI, MAX, M-CHAI, MCS, MDX, MENA, METCO, MGT, MICRO, MIDA, MITSIB, MJD, MK, ML, MODERN, MORE, MPIC, MUD, MVP, NC, NCH, NCL, NDR, NER, NETBAY, NEW, NEWS, NEX, NFC, NPK, NSL, NTV, NV, NVD, OHTL, OISHI, ONEE, OSP, OTO, PACE, PACO, PAE, PAF, PEACE, PERM, PF, PICO, PIN, PJW, PLUS, PMTA, POLAR, POMPU, PORT, POST, PPM, PRAKIT, PRAPAT, PRECHA, PRIME, PRIN, PRO, PROEN, PROUD, PSG, PTC, PTL, RAM, RBF, RCL, RICHY, RJH, ROCK, ROH, ROJNA, RPL, RPC, RPH, RSP, RT, S, S11, SA, SABUY, SAFARI, SALEE, SAM, SAMART, SAMCO, SAMTEL, SANKO, SAUCE, SAWAD, SAWANG, SCB, SCI, SCP, SDC, SE, SEAFCO, SECURE, SENAJ, SF, SFLEX, SFP, SFT, SGF, SHANG, SHR, SIAM, SICT, SIMAT, SISB, SK, SKE, SKN, SKY, SLM, SLP, SMART, SMD, SMT, SNNP, SO, SOLAR, SONIC, SPA, SPCG, SPG, SPVI, SQ, SR, SSC, SSS, STANLY, STARK, STC, STEC, STHAI, STI, STPI, SUC, SUN, SUTHA, SVH, SVOA, SVT, SWC, SYNEX, TACC, TAPAC, TC, TCC, TCCC, TCJ, TCOAT, TEAM, TEAMG, TFM, TGPRO, TH, THAI, THANA, THE, THG, THL, THMUI, TIGER, TIPH, TITLE, TK, TKC, TM, TMC, TMW, TNDT, TNPC, TOA, TPAC, TPBI, TPCH, TPIPL, TPIPP, TPLAS, TPOLY, TPS, TQR, TR, TRC, TRITN, TRT, TRUBB, TRU, TSE, TSF, TSR, TTI, TTT, TTW, TVT, TWP, TWZ, TYCN, UAC, UMI, UMS, UNIQ, UP, UPA, UPOIC, UREKA, UTP, UVAN, VL, VNG, VPO, VRANDA, W, WAVE, WFX, WGE, WINMED, WINNER, WORK, WORLD, WP, WPH, XPG, YGG

### Explanations

Companies participating in Thailand's Private Sector Collective Action Coalition Against Corruption programme (Thai CAC) under Thai Institute of Directors (as of April 5, 2022) are categorised into: companies that have declared their intention to join CAC, and companies certified by CAC.