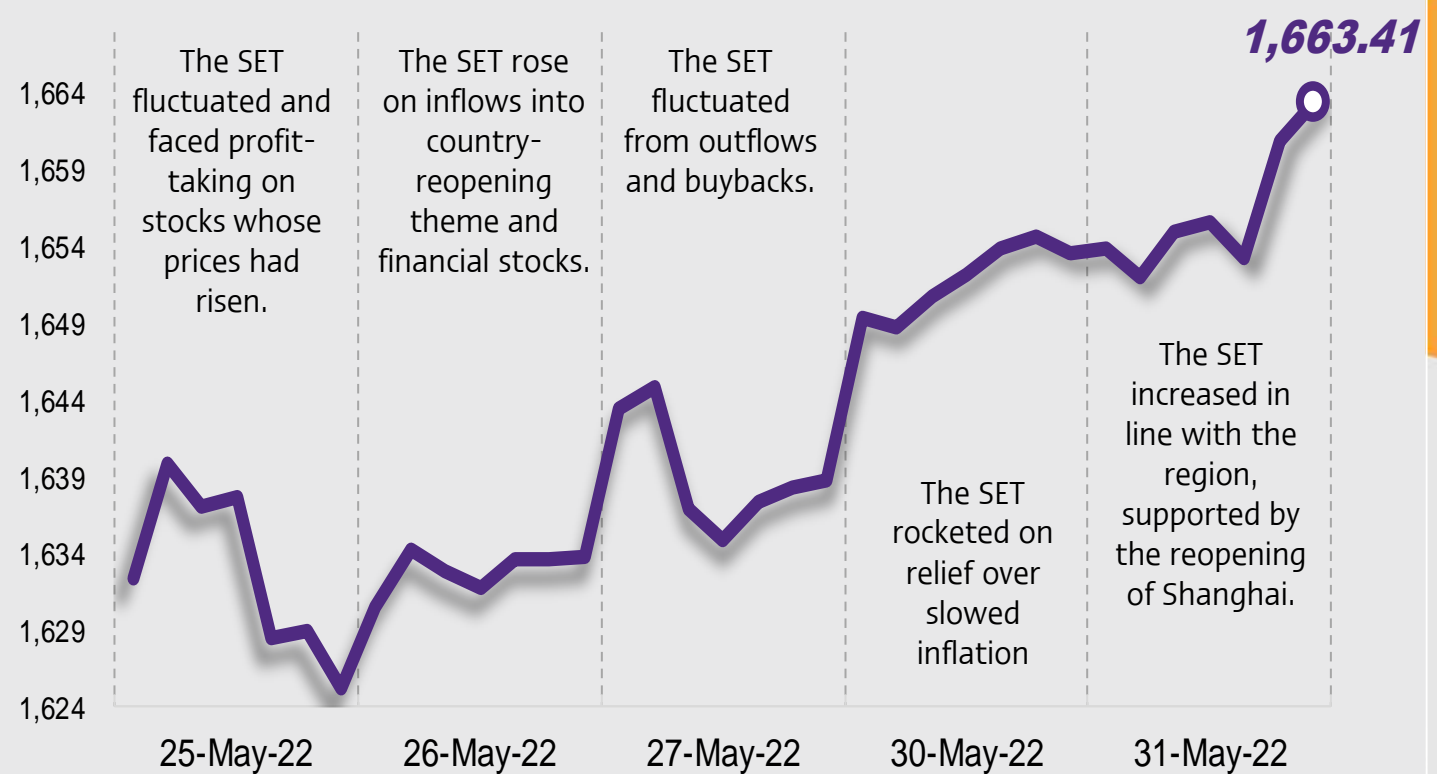




Support - Resistances

1645/1632 – 1668/1685



Market today

“Be cautious as bond yield starts to rise”

We still take a cautious view on the SET. It is too soon to expect inflation to slow, and while bond yield began to recover, the Fed agreed to raise the rate by 50 bps until inflation slows down. Not only that, but the Thai baht has begun to weaken, causing a reduction in foreign inflows. The SET has resistances at 1,668 and 1,685 and supports at 1,642 and 1,632.



Today's highlights

- US president Biden met with Fed chairman Powell about how to reduce inflation without leading the economy into a recession, giving the Fed freedom to decide.
- The BoT views that the Thai economy in 2H22 still has risks in tourism recovery, cost of living and high inflation. We expect it to lower its 2022 GDP growth forecast at the MPC meeting on June 8.
- The ERC is preparing to raise the price of electricity at the end of July from Bt4.0 per unit in response to the energy crisis and the cut in the Erawan gas field capacity to one-third.



Strategy today

Although in the short term the SET may recover on expectation of stimulus by China's government and eased lockdowns, the market is still volatile. We believe the market may be at the end of its downward trend or at a point of correction if there is a hint the economy has passed bottom. We suggest “selective buy” in good-quality defensive stocks.



Trading today

Weekly portfolio: We continue to suggest very cautious investment given the uncertainty of externals, selecting solid fundamental stocks that show good momentum or have specific positive drivers:

- 1) stocks whose 1Q22 earnings were better than expected and whose 2Q22 earnings will continue to improve – IVL, AMATA, MTC, CPALL
- 2) stocks that have already passed bottom and are beginning to recover in 2Q22 – OSP
- 3) stocks that are expected to benefit from the US plan to put an end to the trade war with China (reducing import tariffs on goods from China), which would stimulate the economy – AH and DELTA.



Daily focus

AOT: is a top pick in the tourism sector. International passenger arrivals and earnings are expected to recover well after Thailand reopened, while stock price is still 6% below pre-COVID-19 level and lags other stocks in the sector, which have risen by 2-20%

BLA: In the short term, the stock price benefits from an increase in US bond yield. Over 2022-2024 we expect earnings to steadily recover as margins improve.

Today's reports

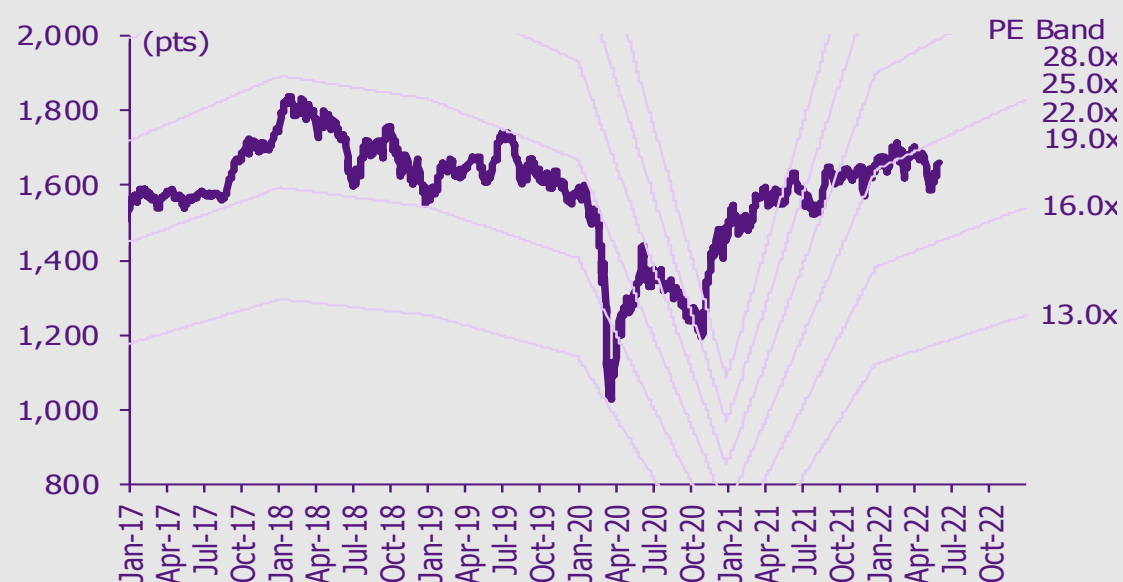
Petrochemicals – Fragile market sentiment persists

AOT – Cleared for takeoff

What to watch

Date	Event
31 May	Economic release: JP – Unemployment rate for Apr, prelim industrial production for Apr, CN – Manufacturing and non-manufacturing PMI for May, EU – CPI flash estimate for May, US – CB consumer confidence for May
1 Jun	Economic release: EU/JP – Final manufacturing PMI for May, US – ISM manufacturing PMI for May, JOLTS job openings, EU – Unemployment rate for Apr Event: Effective date of May 2022 semi-annual MSCI index review, OPEC-JMMC meetings
2 Jun	Economic release: EU – PPI for Apr, US – ADP non-farm employment change for May, unemployment claims, crude oil inventories
3 Jun	Economic release: EU/JP – Final services PMI for May, US – ISM services PMI for May, average hourly earnings, non-farm employment change and unemployment rate for May, EU – Retail sales for Apr Event: Announcement date of Jun 2022 semi-annual FTSE SET index series review

SET Index movement



See the end of this report for disclaimer

SET index series

Index	31 May (pts)	Chg (pts)	Chg (%)	Value (Btmn)
SET	1,659.57	5.96	0.36	61,438.20
SET50	999.01	3.13	0.31	32,452.89
SET100	2,273.98	7.39	0.33	41,039.13
sSET	1,112.35	8.12	0.74	3,274.80
SETCLMV	1,041.26	5.87	0.57	24,145.66
SETHD	1,194.59	4.02	0.34	11,383.10
SETTHSI	1,046.16	3.55	0.34	32,819.70
SETWB	1,012.92	6.00	0.60	13,638.49
mai	646.33	(0.10)	(0.02)	4,019.97

Trading summary by investor type

(Btmn)	31 May	WTD	MTD	YTD
Foreign				
Net	3,673	3,673	14,476	136,210
Breakdown (%)	45.83	45.83	49.52	46.02
Institution				
Net	787	787	5,147	(90,171)
Breakdown (%)	10.07	10.07	8.09	7.86
PropTrade				
Net	(50)	(50)	2,126	1,827
Breakdown (%)	9.44	9.44	8.63	8.70
Individual				
Net	(4,410)	(4,410)	(21,749)	(47,866)
Breakdown (%)	34.66	34.66	33.75	37.43

% of total trade value for each investor type

S50 futures trading by foreign investors

(Contract)	31-May	WTD	MTD	YTD
Foreign	19,626	42,061	109,007	73,130
Institution	(2,974)	(11,146)	(7,242)	14,566
Customer	(16,652)	(30,915)	(101,765)	(87,696)















Bond trading by foreign investors

(Btmn)	31-May	WTD	MTD	YTD
Buy	4,294	7,268	91,531	583,188
Sell	4,134	5,669	61,519	460,000
Net	160	1,599	30,012	123,188

Investment Strategy Department

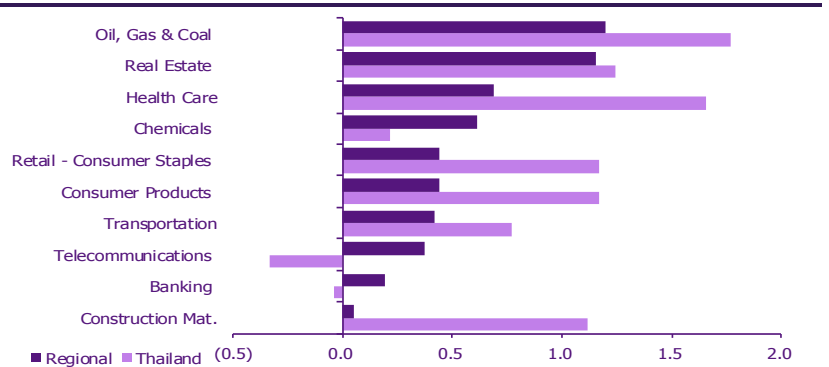
Market update

Global market movement

	31-May	Index	Chg (pts)	Performance (%)				PE (x)		EPS gth (%)		PBV (x)		ROE (%)	
				1D	WTD	MTD	YTD	22F	23F	22F	23F	22F	23F	22F	23F
S&P 500		4,132	(26.09)	(0.6)	(0.6)	0.0	(13.3)	18.2	16.6	17.3	9.4	3.8	3.4	23.0	28.2
Euro Stoxx 600		443	(3.22)	(0.7)	(0.1)	(1.6)	(9.1)	13.0	12.3	21.5	6.1	1.8	1.6	11.5	11.3
Japan		27,280	(89.63)	(0.3)	1.9	1.6	(5.3)	15.4	14.4	0.8	6.9	1.6	1.5	9.9	10.2
Hang Seng		21,415	291.27	1.4	3.5	1.5	(8.5)	11.0	9.5	(25.9)	15.3	1.1	1.0	11.3	11.2
MSCI Asia x J		679	0.00	0.0	2.1	(1.1)	(14.0)	12.8	11.3	4.2	13.1	1.5	1.4	11.7	11.6
Philippines		6,775	(47.64)	(0.7)	0.7	0.6	(4.9)	16.3	13.8	22.2	17.8	1.6	1.5	8.6	9.9
Indonesia		7,149	111.41	1.6	1.7	(1.1)	8.6	16.7	15.6	29.4	7.4	2.1	2.0	5.9	6.6
Malaysia		1,570	27.08	1.8	1.5	(1.9)	0.2	15.1	13.6	(0.4)	11.2	1.5	1.4	10.3	11.1
Thailand		1,663	9.80	0.6	1.5	(0.2)	0.3	17.3	15.7	11.5	10.3	1.7	1.6	8.2	8.8
Asean 4 - simple avg.				0.8	1.4	(0.6)	1.1	16.3	14.7	15.7	11.7	1.7	1.6	8.3	9.1
China		3,186	37.37	1.2	1.8	4.6	(12.5)	10.9	9.1	19.1	19.2	1.3	1.2	11.1	10.9
India		55,566	(359.33)	(0.6)	1.2	(2.6)	(4.6)	20.1	17.1	18.8	17.1	3.0	2.6	15.1	15.6
Singapore		3,232	(6.43)	(0.2)	0.1	(3.7)	3.5	12.9	11.2	9.6	14.8	1.1	1.0	8.8	9.6
Taiwan		16,808	197.15	1.2	3.3	1.3	(7.7)	11.7	11.7	8.9	(0.1)	2.1	2.0	20.0	18.3
Korea		2,686	16.24	0.6	1.8	(0.3)	(9.8)	10.7	9.2	4.1	16.4	1.0	0.9	7.2	13.3
Others				0.4	1.6	(0.2)	(6.2)	13.2	11.7	12.1	13.5	1.7	1.5	12.4	13.5

Regional sector movement

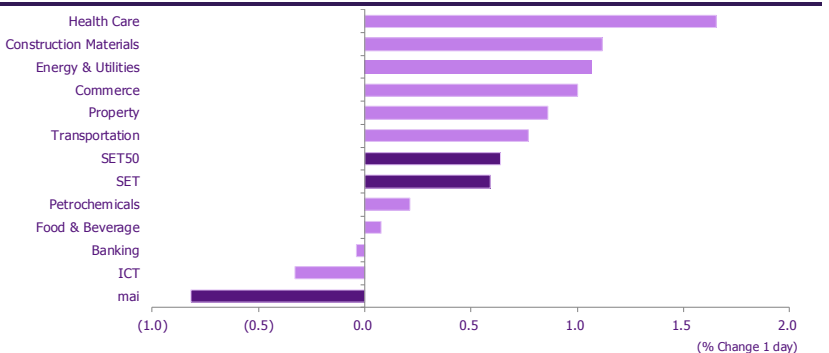
	Price performance (%) *			
	31-May	WoW	MoM	YTD
Banking	0.19	2.47	(4.85)	(5.63)
Chemicals	0.61	2.92	(4.65)	(4.06)
Construction Mat.	0.05	2.11	(6.15)	(2.26)
Consumer Products	0.44	2.12	(4.12)	(5.86)
Health Care	0.69	2.14	(5.15)	(8.38)
Oil, Gas & Coal	1.20	3.67	1.19	4.53
Real Estate	1.15	1.91	(7.07)	(12.12)
Retail - Consumer Staples	0.44	2.12	(4.12)	(5.86)
Telecommunications	0.37	1.84	(7.67)	(9.40)
Transportation	0.42	3.66	(1.39)	(0.33)



* Regional sector price performances (%) are based on US\$ and Thai sector price performances (%) are based on baht

Thailand sector movement

	Price performance (%)			
	31-May	WoW	MTD	YTD
Banking	(0.04)	1.95	(1.90)	(9.23)
Commerce	1.00	2.74	(0.74)	3.67
Construction Materials	1.12	2.91	0.35	(4.37)
Energy & Utilities	1.07	3.83	3.23	4.02
Food & Beverage	0.08	2.44	0.70	0.46
Health Care	1.65	1.79	3.60	16.59
ICT	(0.33)	(2.60)	(9.09)	3.15
Petrochemicals	0.21	1.93	2.04	(2.75)
Property	0.86	3.00	(0.29)	3.05
Transportation	0.77	1.41	3.49	8.32
SET	0.59	2.29	(0.24)	0.35
SET50	0.64	2.32	1.90	1.16
MAI	(0.82)	0.99	(4.29)	10.14



10 Most active stocks by value

Stock	Price (Bt)	Value (Btmn)	Chg (%)
JMT	77.50	4,507.00	(3.12)
BDMS	25.75	3,413.62	0.98
AOT	69.75	3,391.36	0.36
ADVANC	217.00	3,258.86	0.00
PTT	38.25	3,152.65	0.66
PTTEP	169.50	2,847.33	2.42
EA	89.75	2,115.86	0.28
SCB	113.00	1,985.18	0.44
OR	27.75	1,921.23	1.83
CPALL	66.25	1,858.74	0.76

Top 10 gainers

Stock	Price (Bt)	Value (Btmn)	Chg (%)
AFC	14.80	180.52	29.82
CPL	2.44	32.86	29.79
CPH	23.70	332.29	29.51
VARO	14.10	137.25	29.36
NC	15.30	10.67	28.57
BTNC	13.90	3.56	18.80
TCJ	6.65	303.83	17.70
TYCN	3.86	35.40	13.53
BYD	12.00	807.55	13.21
PAF	2.16	57.45	12.50

Top 10 losers

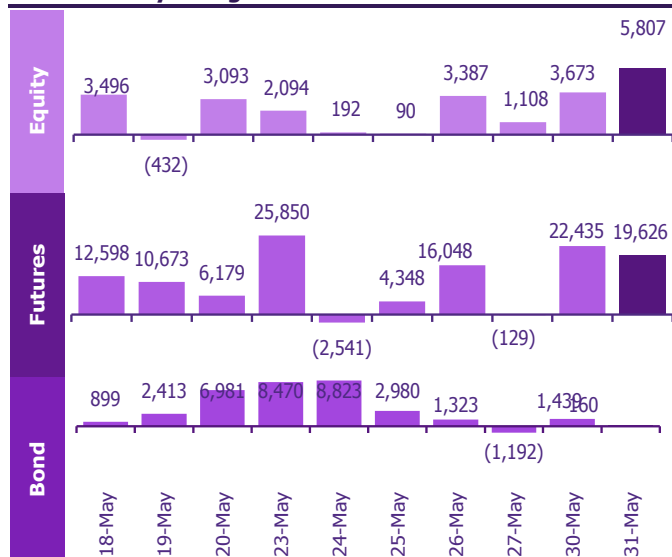
Stock	Price (Bt)	Value (Btmn)	Chg (%)
PPPM	0.16	2.62	(5.88)
TRITN	0.20	1.00	(4.76)
UP	21.50	0.65	(4.44)
MANRIN	22.00	0.13	(4.35)
GRAND	0.23	2.79	(4.17)
MATI	8.70	0.09	(3.87)
EASTW	6.30	90.60	(3.82)
LRH	32.50	0.74	(3.70)
TSR	4.70	112.18	(3.69)
JTS	311.00	51.78	(3.42)

Fund flow monitor

Regional foreign fund flows to equity

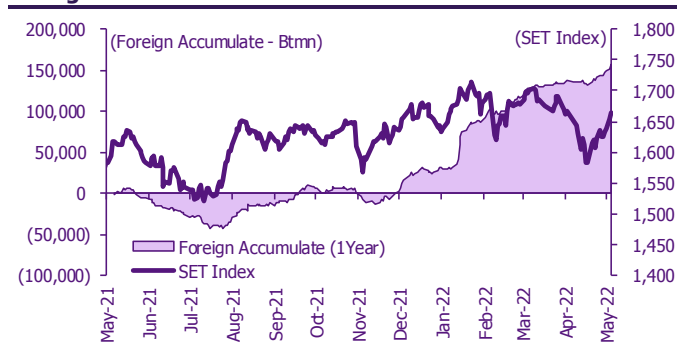
(US\$ Mn)	Thailand	Indonesia	Philippines	Malaysia	Vietnam	India	Taiwan	South Korea	Japan
Daily									
31-May-22	169	281	(4)		17		816	851	
30-May-22	108	0	1	28	74	294	961	361	
27-May-22	32	94	3	16	5	(404)	736	140	
26-May-22	99		5	10	(12)	(73)	(460)	17	
25-May-22	3	10	(7)	1	0	(209)	187	(50)	
Weekly									
WTD	277	281	(3)	28	90	294	1,777	1,213	32
27-May-22	201	111	(188)	(19)	(17)	(1,107)	296	(250)	0
20-May-22	271	(10)	(10)	6	(6)	(637)	85	347	32
13-May-22	(83)	(626)	(80)	13	73	(2,286)	(1,370)	(684)	(2,654)
6-May-22	(74)	0	(69)	(84)	(3)	(1,007)	(731)	(455)	622
Monthly									
MTD	592	(243)	(350)	(56)	138	(4,743)	57	170	(2,000)
May-22	592	(243)	(350)	(56)	138	(4,743)	57	170	(2,000)
Mar-22	1,006	584	(204)	783	(174)	(3,693)	(9,428)	(3,640)	(15,202)
Mar-22	1,006	584	(204)	783	(174)	(3,693)	(9,428)	(3,640)	(15,202)
YTD	4,282	4,769	(568)	1,679	(14)	(22,087)	(26,345)	(11,290)	10,122

Thailand daily foreign net flows

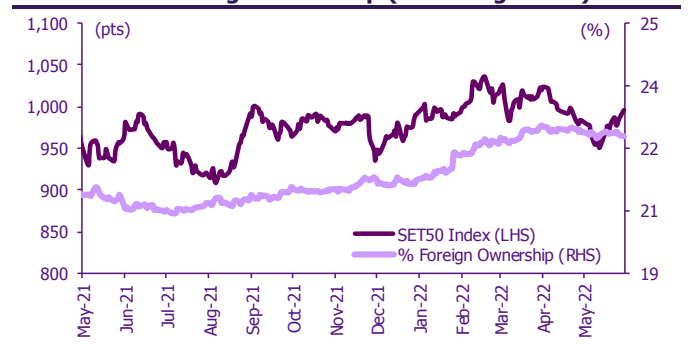


	Equity (Btmn)	SET50 futures (Contract)	Bond (Btmn)*	Bond (Btmn)
Daily				
31-May-22	5,807	19,626	3,917	160
Weekly				
WTD	9,480	42,061	8,389	1,599
27-May-22	6,870	43,576	8,564	20,403
20-May-22	9,362	67,365	13,066	12,605
13-May-22	(2,886)	(15,510)	(2,942)	2,346
6-May-22	(2,543)	(28,485)	(5,500)	(6,940)
Monthly				
MTD	20,284	109,007	21,576	30,012
Apr-22	10,869	(66,776)	(13,291)	7,617
Mar-22	33,530	39,723	8,382	(66,967)
Feb-22	62,975	608	(181)	71,853
Quarterly				
QTD	31,153	42,231	8,285	37,630
1Q22	110,864	30,899	6,488	85,559
4Q21	28,128	44,270	8,986	110,523
3Q21	(443)	6,232	1,282	21,383
2Q21	(46,593)	(7,583)	(994)	76,603
YTD	142,017	73,130	14,773	123,188
2021	(48,578)	27,284	6,522	212,522
2020	(264,386)	(8,649)	(2,179)	(35,245)

Foreign net flow and SET movement



SET50 and its foreign ownership (excluding NVDR)



Foreign buy/sell activity monitor

Most foreign holding value change

	Fgn hld (%)	Δ Fgn (M.shares)	Buy* (Btmn)		Fgn hld (%)	Δ Fgn (M.shares)	Sell* (Btmn)		Buy* (Btmn)	Sell* (Btmn)
AOT	9.04	5.71	398	JMART	2.71	(9.41)	(572)	LH	474	BDMS (665)
PTTEP	16.34	1.99	337	ADVANC	35.96	(1.89)	(409)	TOP	471	ADVANC (318)
CPALL	33.68	4.61	305	TISCO	46.00	(2.43)	(223)	PTT	454	KTC (252)
PTT	9.06	6.76	258	SCB	18.93	(0.61)	(69)	STGT	444	SCGP (181)
BDMS	21.65	6.99	180	TTA	17.27	(6.72)	(68)	THG	357	OSP (174)
MINT	30.25	3.36	118	STARK	48.36	(10.23)	(51)	DELTA	342	AOT (166)
SCGP	4.24	1.99	113	SPALI	17.80	(2.43)	(50)	GULF	245	SCB (125)
OR	3.32	2.84	79	KBANK	42.51	(0.28)	(41)	SCC	238	JMT (104)
BH	23.03	0.40	70	KKP	15.04	(0.47)	(34)	BANPU	225	KBANK (95)
HANA	53.95	1.30	61	TCAP	16.63	(0.60)	(24)	PTTGC	203	INTUCH (94)

Top-5 NVDR net buy/sell

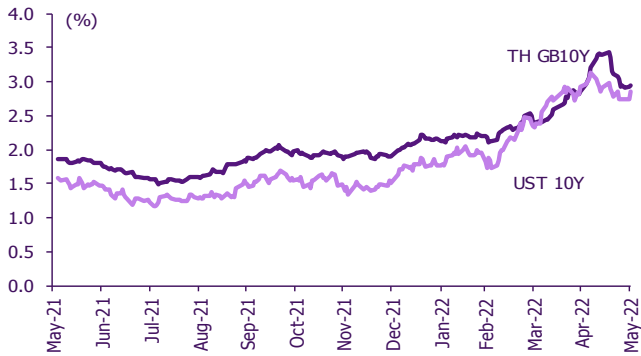
* SCBS Investment Research estimates

Multi-asset price update

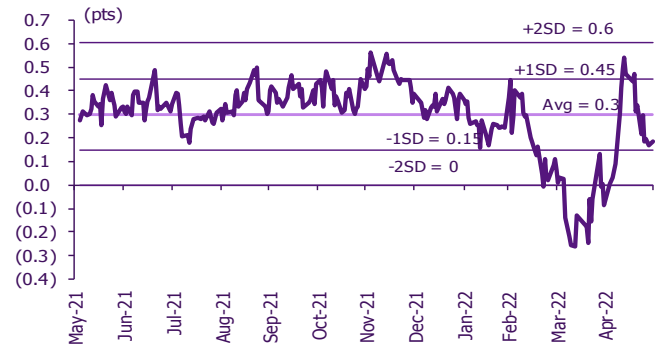
Key indicator update

	Close	31-May	WoW	MoM	YoY	YTD
Financial market condition						
VIX Index	26.19	(1.32)	(11.07)	(21.59)	56.26	52.09
Europe CDS (bps)	87.631	2.67	(10.20)	(2.33)	37.33	39.75
LIBOR OIS Spread (bps)	0.12503	(2.14)	(1.87)	(2.30)	7.14	3.49
TED Spread (bps)	0.5412	(0.76)	4.96	2.92	41.24	36.25
Exchange rate						
Dollar Index	101.78	0.41	0.01	(1.38)	13.30	6.39
USD/THB	34.32	0.68	0.65	(0.15)	10.01	3.36
EUR/USD	1.07	(0.40)	0.02	1.82	(12.20)	(5.57)
USD/JPY	128.69	0.89	1.45	(0.88)	17.44	11.84
Bond: (Change in basis points)						
TH Gov Bond 2Y	1.59%	2.63	2.17	18.98	105.78	93.22
TH Gov Bond 10Y	2.96%	3.10	(9.04)	10.95	110.86	105.81
US Gov Bond 2Y	2.57%	0.81	4.85	(14.40)	242.42	184.45
US Gov Bond 10Y	2.86%	1.63	9.37	(7.14)	124.41	134.69
Commodities						
CRB Index	629.56	0.00	(0.21)	(2.13)	14.77	8.86
Gold (US\$/oz)	1,837.05	(0.99)	(1.53)	(3.09)	(3.61)	0.43
Gross Refining Margin (US\$/bbl)	28.38	0.00	13.34	(17.69)	n.m.	364.48
Dubai Crude (US\$/bbl)	107.76	0.00	0.55	(4.83)	62.59	47.24
NYMEX Crude (US\$/bbl)	114.67	(0.35)	4.46	9.53	72.90	136.73
Baltic Dry Index (pts)	2,566.00	(0.19)	(21.12)	6.78	(1.16)	15.74

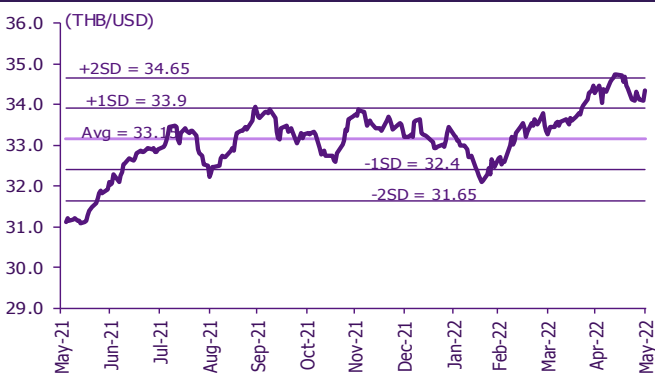
Thai and US 10-year government bond yield



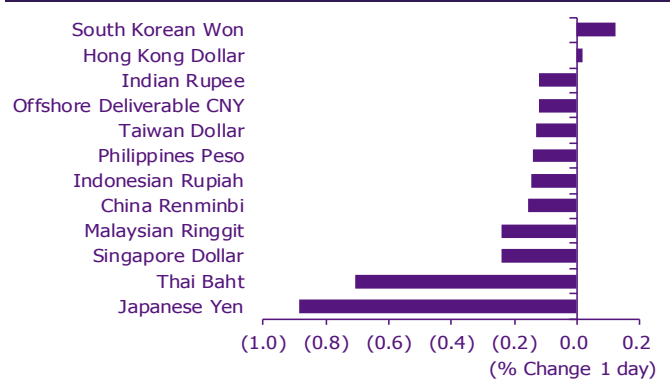
Thai and US 10-year government bond spread



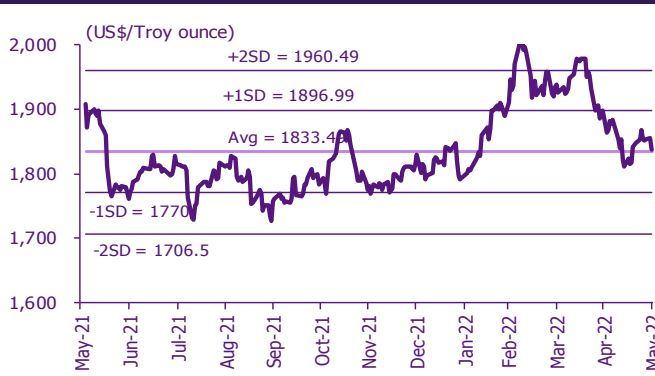
THB/USD exchange rate



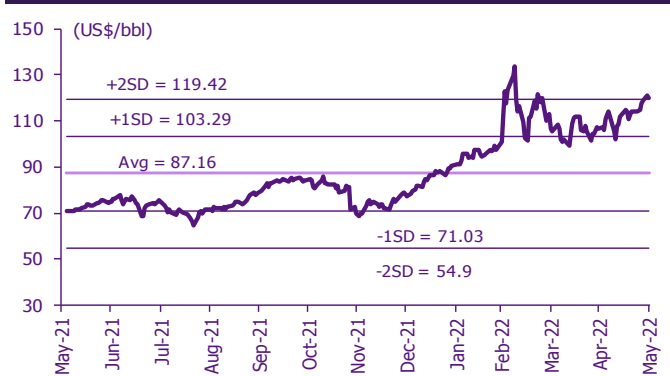
Regional foreign exchange rate spot return



Gold



Brent crude



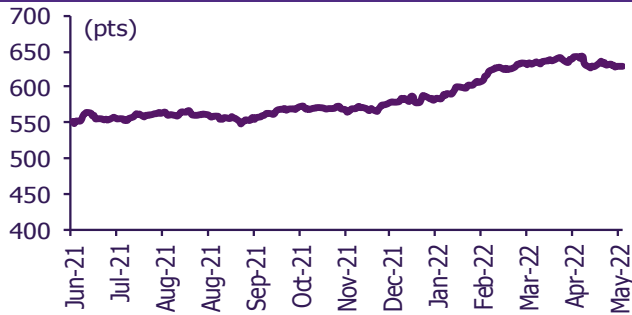
Commodities daily price update

	As of 31-May-22	-1W %	Avg. Price QTD in 2022	% QoQ	% YoY	Avg. Price in '21	% YoY	Avg. Price in '22	% YoY	Update
CRB Index	629.56	(0.5)	635.60	5.3	18.2	535.54	36.83	616.56	15.1	Daily
Energy Prices										
Crude Oil - Dubai (US\$/bbl)	117.10	7.2	105.46	8.9	58.7	68.86	63.18	100.31	45.7	Daily
Brent Crude (US\$/bbl)	119.85	5.1	109.15	9.7	59.0	70.52	66.54	103.40	46.6	Daily
West Texas Int. Cushing (US\$/bbl)	114.67	1.4	106.03	11.7	54.5	68.06	72.51	99.39	46.0	Daily
Crude Oil - Asia-Pacific Tapis Oil Spot (US\$/bbl)	128.66	7.7	114.76	10.2	67.2	71.82	61.89	108.42	51.0	Daily
Natural Gas Henry Hub (US\$/mmBTU)	8.28	(6.1)	7.59	66.3	184.5	3.13	30.17	5.78	84.8	Daily
Coal Price NEX (US\$/MT)	406.28	(6.7)	354.89	31.3	234.0	138.28	135.73	304.34	120.1	Friday
Oil Product Prices and Gross Refinery Margin										
Gas Oil 500 ppm Sulfur Singapore (US\$/bbl)	163.07	20.3	140.43	26.1	93.6	76.20	52.83	123.05	61.5	Daily
Gas Oil - Dubai (US\$/bbl)	45.97	74.7	34.97	140.8	473.4	7.34	(4.17)	22.74	209.8	Daily
Gasoline, 92 RON Spot (US\$/bbl)	143.12	1.6	130.91	17.5	77.9	76.66	75.97	118.42	54.5	Daily
Gasoline - Dubai (US\$/bbl)	26.02	(17.5)	25.45	93.0	256.1	7.80	472.22	18.11	132.4	Daily
Fuel Oil 180 Singapore Spot (US\$/bbl)	104.21	3.7	100.89	(9.4)	73.2	61.57	60.99	91.22	48.1	Daily
Fuel Oil - Dubai (US\$/bbl)	(12.89)	47.3	(4.57)	(62.3)	(44.2)	-7.29	84.36	(9.09)	24.7	Daily
Jet Kerosene - Spot Price (US\$/bbl)	154.18	18.2	134.72	24.4	92.8	73.98	60.45	118.93	60.8	Daily
Jet Kerosene - Dubai (US\$/bbl)	37.08	74.7	29.26	155.1	748.2	5.12	31.00	18.62	263.6	Daily
SG Dubai Hydrocracking Refinery Margin (US\$/bbl)	30.12	0.0	24.18	164.7	3,053.1	2.00	467.16	13.48	575.1	Daily
Olefins Product Prices and Spread										
Ethylene, FOB Japan Spot (US\$/MT)	1,100	0.0	1,222	1.2	20.6	1,010	39.56	1,157	14.6	Tuesday
Ethylene Spread (US\$/MT)	218	9.4	309	390.2	(23.7)	361	5.77	262	(27.5)	Daily
Propylene (Olefins), FOB Japan Spot (US\$/MT)	1,015	(4.2)	1,126	2.7	8.0	1,005	27.27	1,108	10.3	Tuesday
Propylene Spread (US\$/MT)	133	(16.5)	214	0.5	(50.9)	356	(12.55)	213	(40.2)	Daily
Naphtha - Singapore Spot FOB (US\$/MT)	883	(2.1)	912	3.3	50.2	649	69.72	895	38.0	Daily
Polyolefins Prices and Spread										
Polye HDPE SE Asia (US\$/MT)	1,260	(3.8)	1,382	33.1	(60.4)	1,179	33.19	1,328	12.7	Tuesday
HDPE-Naphtha Spread (US\$/MT)	378	(7.6)	470	320.5	(18.7)	530	5.43	433	(18.3)	Daily
Polye LDPE-Film, CFR SE Asia Spot (US\$/MT)	1,630	(1.2)	1,720	6.7	(47.1)	1,525	51.71	1,655	8.5	Tuesday
LDPE-Naphtha Spread (US\$/MT)	748	(0.2)	807	88.4	(12.3)	876	40.66	760	(13.3)	Daily
PP Film, Spot South East Asia (US\$/MT)	1,250	(4.6)	1,371	4.8	4.0	1,298	35.78	1,334	2.7	Tuesday
PP Spread (US\$/MT)	368	(10.1)	459	(100.0)	(35.5)	649	13.18	439	(32.4)	Daily
MEG Prices and Spread										
MEG, CFR South East Asia (US\$/MT)	615	(2.4)	649	(5.8)	0.5	679	(88.71)	673	(0.9)	Tuesday
MEG Spread (US\$/MT)	-67	28.8	-108	12,751.7	(688.7)	53	120.79	-44	n.m.	Tuesday
Aromatics Product Prices and Spread										
Paraxylene, FOB USG Spot (US\$/MT)	1,580	0.0	1,379	20.0	50.6	894	56.10	1,241	(55.7)	Tuesday
Paraxylene Spread (US\$/MT)	596	(9.8)	491	47.7	39.7	310	342.73	396	27.6	Tuesday
Paraxylene - 92 RON Spread (US\$/MT)	359	(5.2)	262	24.7	(8.9)	241	362.24	231	41.6	Daily
Toluene, FOB Korea Spot (US\$/MT)	1,105	1.8	1,060	19.8	44.8	728	111.96	955	(53.2)	Tuesday
Benzene, CFR Japan Spot (US\$/MT)	1,320	5.2	1,207	10.5	24.6	931	87.66	1,138	(63.4)	Tuesday
Benzene Spread (US\$/MT)	548	17.2	402	34.4	(6.0)	352	117.03	341	(3.2)	Daily
Benzene - 92 RON Spread (US\$/MT)	99	84.1	91	(41.0)	(73.5)	277	122.54	128	(53.7)	Daily
Condensate (US\$/MT)	984	7.1	888	8.8	57.4	584	61.01	845	44.7	Daily
PTA Prices and Spread										
PTA, CFR South East Asia (US\$/MT)	995	(2.5)	968	13.9	38.3	705	48.18	898	27.3	Tuesday
PTA Spread (US\$/MT)	-64	64.8	44	(44.7)	(48.9)	106	15.15	66	(37.8)	Tuesday
PVC Prices and Spread										
PVC, CFR South East Asia (US\$/MT)	1,350	0.0	1,430	2.6	(4.3)	1,445	63.60	1,409	(2.5)	Tuesday
Ethylene Spread (US\$/MT)	1,133	(1.6)	1,121	(3.8)	2.9	1,084	99.99	1,147	5.8	Tuesday
Ethylene Dichloride CFR Far East Asia (US\$/MT)	620	(9.5)	687	(18.7)	(2.2)	734	140.72	782	6.6	Tuesday
Metal										
Gold (US\$/Troy Ounce)	1,837	(0.9)	1,892	0.7	4.3	1,799	1.56	1,884	4.7	Daily
LME Copper 3 Month Rolling Forward (US\$/MT)	9,439	(1.0)	9,773	(2.0)	0.9	9,293	49.95	9,895	6.5	Daily
Silver Future (US\$/Troy Ounce)	22	(1.1)	23	(3.7)	(12.8)	25	19.07	24	(5.5)	Daily
China Composite Steel Prices (CNY/MT)	5,152	(1.5)	5,355	2.7	(6.1)	5,473	35.91	5,270	(3.7)	Daily
Agriculture Prices										
Malaysian Crude Palm Oil Spot Price(MYR/MT)	6,788	1.1	6,876	11.8	63.5	4,443	59.82	6,441	45.0	Daily
SGX Ribbed Smoked Sheet 3 (RSS3) Futures (US\$/KG.)	217	3.4	214	1.6	(4.2)	209	18.21	212	1.4	Daily
Sugar #11 (US\$/LB)	19	(1.8)	19	6.6	24.6	17	32.04	19	13.1	Daily
Freight Rate										
Baltic Freight Index: BDIY	2,566	(23.8)	2,574	25.9	(7.1)	2,921	173.99	2,257	(22.7)	Daily
Baltic Supramax Index: BSI58	2,774	(1.6)	2,690	17.6	16.6	2,424	224.85	2,449	1.0	Daily

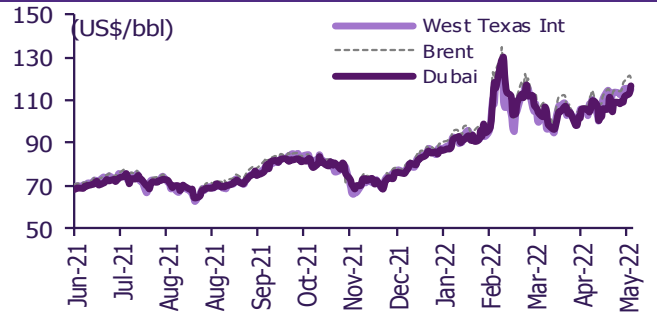
Source: Bloomberg Financial L.P., TQ Professional, BANPU, BOT, SCBS Investment Research

Commodities daily chart update

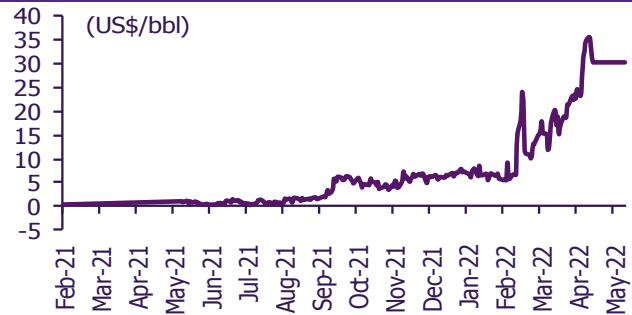
CRB US Spot All Commodities Price Index



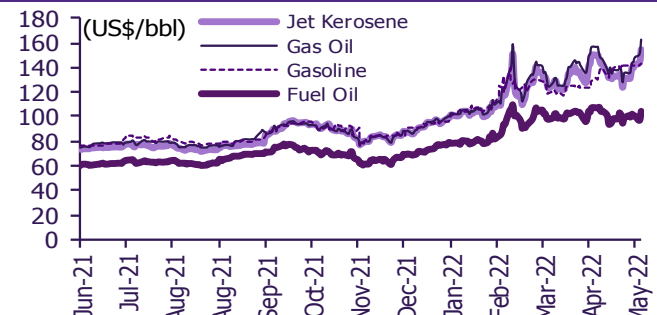
Crude prices



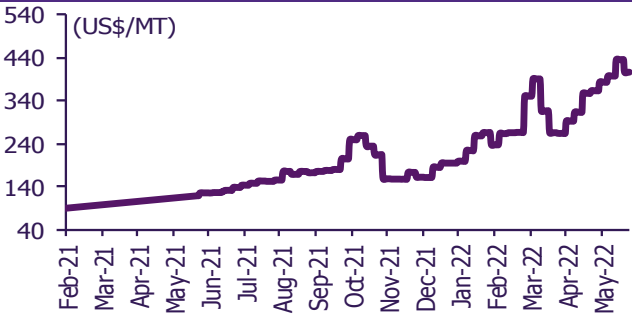
SG Dubai Hydrocracking Refinery Margin



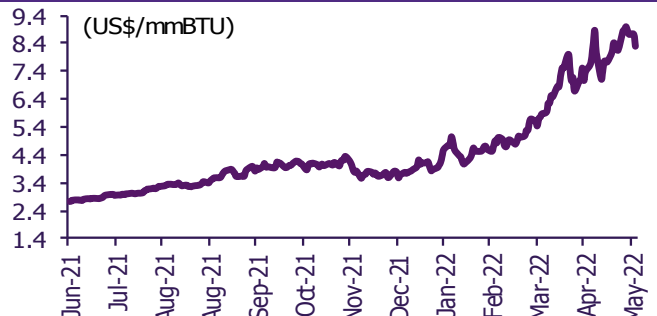
Oil product prices



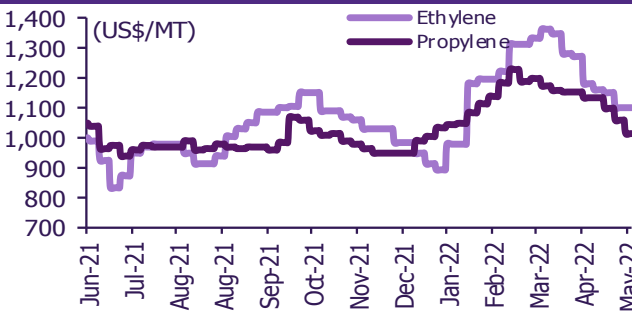
Coal price (NEX)



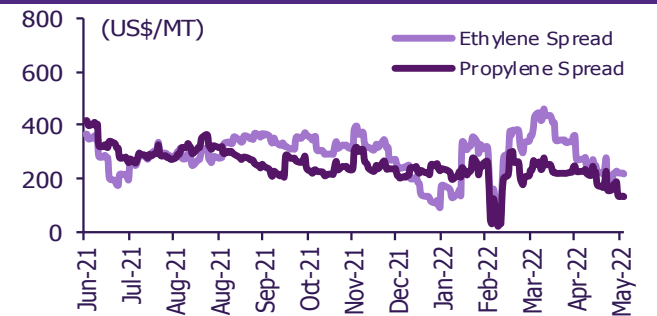
Natural gas prices (Henry hub)



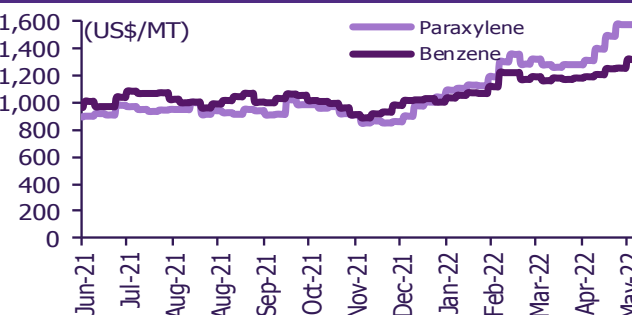
Olefins prices



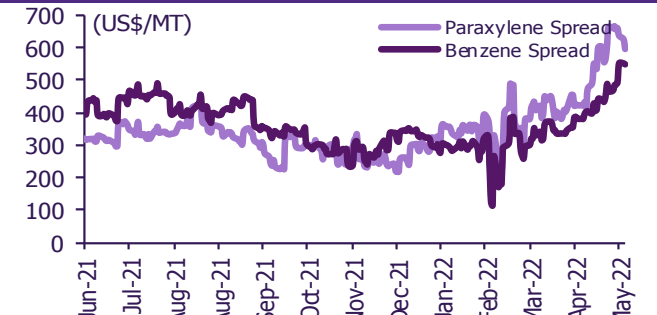
Olefins spreads



Aromatics prices

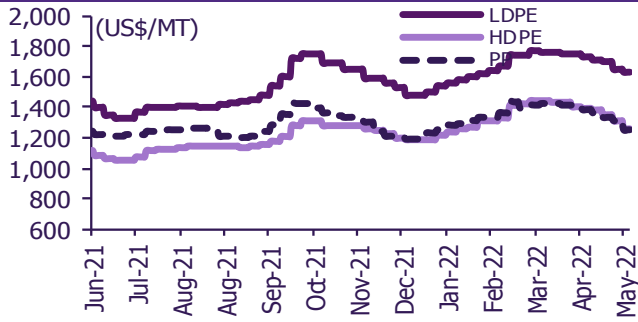


Aromatics spreads

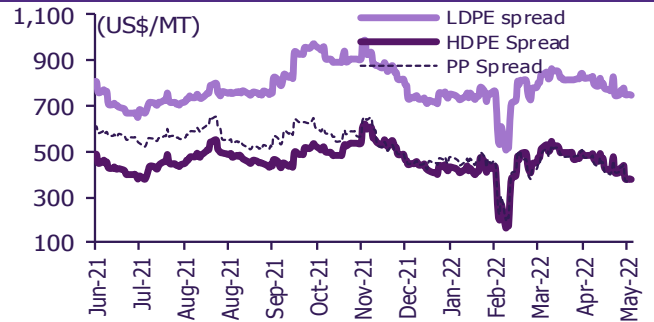


Commodities daily chart update

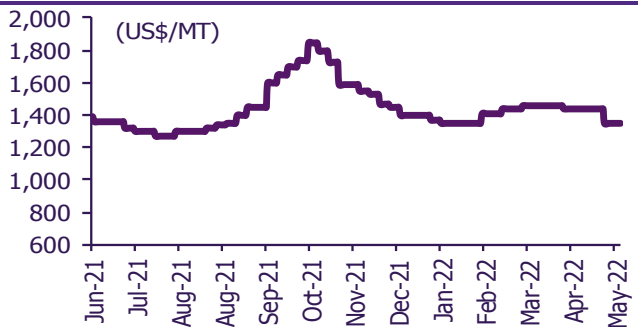
Polyolefins prices



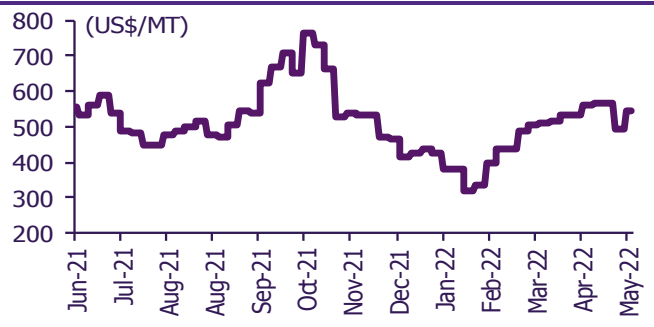
Polyolefins-Naphtha spreads



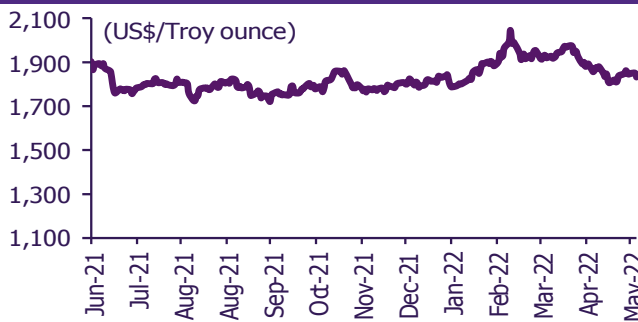
PVC price



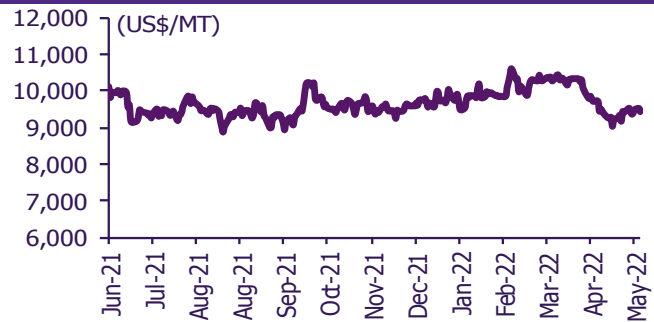
PVC spread



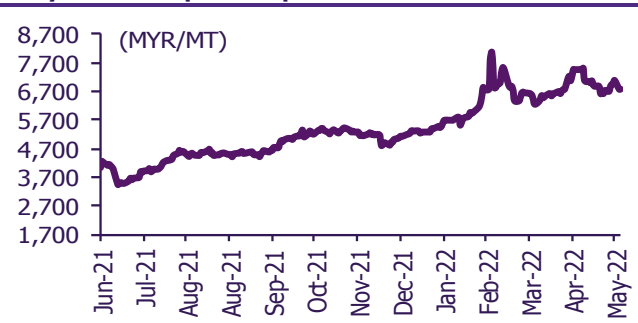
Gold price



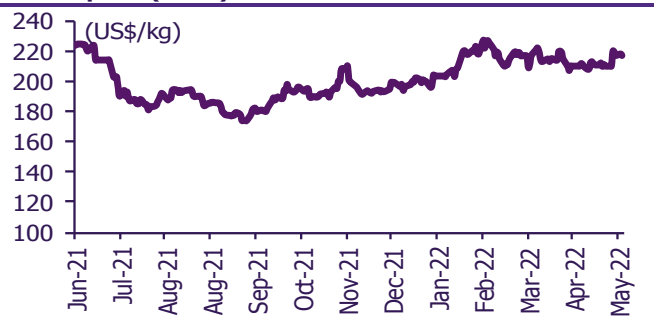
LME copper price



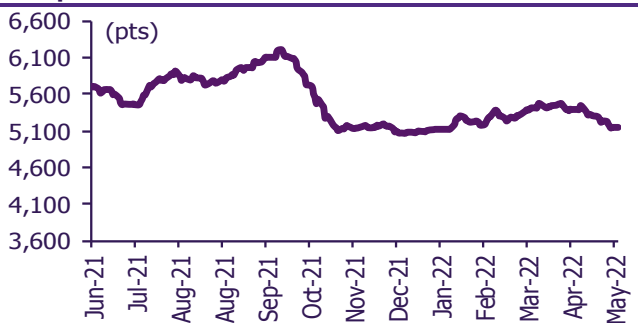
Malaysian crude palm oil price



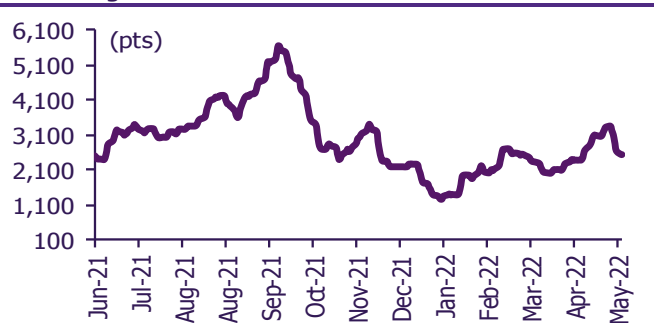
Rubber price (RSS3) futures



Steel price index



Baltic freight index



Source: Bloomberg Financial L.P., TQ Professional, BANPU, BOT, SCBS Investment Research

Short sales

	Volume (Shares)	Turnover (Bt)	Average price (Bt)	Last price 31-May-22	Gap between last close and short	Short sale volume comparing with main board
TASCO	323,100	5,419,460	16.77	16.80	(0.16)	21.14
GPSC-R	1,885,900	126,686,100	67.18	66.75	0.64	17.83
BBL	637,800	82,955,700	130.07	131.00	(0.71)	17.03
BJC-R	1,773,800	64,029,750	36.10	36.25	(0.42)	15.97
AMATA	1,045,100	20,801,080	19.90	20.10	(0.98)	15.68
MTC-R	2,594,600	127,544,100	49.16	49.25	(0.19)	15.61
EGATIF	75,300	668,545	8.88	8.85	0.32	15.32
GLOBAL-R	1,652,300	34,762,890	21.04	21.20	(0.76)	15.13
EPG-R	1,299,100	12,926,045	9.95	10.10	(1.49)	14.94
SCGP-R	1,757,700	99,987,475	56.89	56.75	0.24	14.33
CENDEL-R	483,000	20,257,425	41.94	42.00	(0.14)	13.96
PTTGC-R	3,962,900	190,128,175	47.98	48.25	(0.57)	13.59
STAR5001	49,448	1,674,945	33.87	0.32	10451.82	13.20
ITEL	650,900	3,467,770	5.33	5.40	(1.34)	12.86
III	64,200	918,060	14.30	14.30	0.00	12.59
BA	319,200	3,422,080	10.72	10.70	0.19	12.22
CKP	3,587,000	19,597,850	5.46	5.45	0.25	12.21
BAM-R	1,534,800	28,576,850	18.62	18.70	(0.43)	11.98
IRPC	7,926,800	27,196,928	3.43	3.46	(0.84)	11.47
TOA-R	59,500	1,695,750	28.50	28.75	(0.87)	11.33
IVL-R	1,934,800	95,062,400	49.13	49.25	(0.24)	10.87
KBANK-R	928,200	136,140,950	146.67	147.00	(0.22)	10.84
MBK	538,600	7,659,130	14.22	14.30	(0.56)	10.46
SISB	264,900	3,177,440	11.99	12.10	(0.87)	10.12
CK-R	570,000	11,999,230	21.05	20.90	0.72	10.06
TTB	16,851,600	21,401,532	1.27	1.27	0.00	10.02
STA-R	772,600	19,110,270	24.74	24.70	0.14	9.83
PTTEP-R	1,603,800	268,006,850	167.11	169.50	(1.41)	9.47
GPSC	936,500	62,652,975	66.90	66.75	0.23	8.86
AAV	1,173,400	3,332,456	2.84	2.82	0.71	8.79
TQM	294,100	14,026,475	47.69	47.75	(0.12)	8.61
TISCO-R	307,600	28,030,950	91.13	91.75	(0.68)	8.60
WHA-R	3,422,100	10,945,580	3.20	3.20	(0.05)	8.55
SAT-R	117,400	2,251,930	19.18	19.40	(1.13)	8.53
KKP-R	256,400	18,368,625	71.64	72.00	(0.50)	8.47
KBANK	724,200	106,379,250	146.89	147.00	(0.07)	8.46
GULF-R	2,123,800	102,696,525	48.36	48.50	(0.30)	8.43
EA-R	1,978,000	177,402,375	89.69	89.75	(0.07)	8.39
SPRC-R	2,817,800	33,820,140	12.00	12.30	(2.42)	8.23
PTT	6,754,600	255,856,625	37.88	38.25	(0.97)	8.16
CRC-R	1,963,500	74,568,925	37.98	38.00	(0.06)	8.15
KTB	5,260,400	78,804,850	14.98	15.10	(0.79)	8.10
SINGER	158,100	8,273,600	52.33	52.75	(0.79)	8.03
BEM	6,390,600	58,099,325	9.09	9.15	(0.64)	7.99
CK	449,500	9,501,070	21.14	20.90	1.13	7.94
GLOBAL	863,700	18,186,670	21.06	21.20	(0.68)	7.91
IRPC-R	5,454,800	18,689,048	3.43	3.46	(0.98)	7.89
PTG-R	653,000	9,539,370	14.61	14.60	0.06	7.82
TU-R	2,861,200	49,379,620	17.26	17.20	0.34	7.82
KCE-R	640,100	42,343,175	66.15	66.00	0.23	7.68
SPALI-R	697,300	14,328,770	20.55	20.40	0.73	7.52
TMT	23,200	218,080	9.40	9.40	0.00	7.46
SIRI-R	6,349,000	7,127,455	1.12	1.14	(1.53)	7.44
SCGP	905,400	51,568,700	56.96	56.75	0.36	7.38
TCAP	257,800	10,264,075	39.81	40.00	(0.46)	7.29
RBF-R	279,600	4,443,780	15.89	15.80	0.59	7.28
HANA-R	696,300	32,504,075	46.68	47.00	(0.68)	7.26
NER	294,100	2,009,600	6.83	6.80	0.49	7.14
TTB-R	11,917,400	15,125,227	1.27	1.27	(0.07)	7.08
DOHOME-R	530,100	9,923,090	18.72	19.00	(1.48)	7.02
BEC-R	285,800	4,409,400	15.43	15.50	(0.46)	6.99
BGRIM-R	1,655,400	56,626,250	34.21	34.50	(0.85)	6.99
TIPL	1,096,000	1,743,640	1.59	1.61	(1.19)	6.96
ITD	486,900	966,176	1.98	1.98	0.22	6.96
KSL	772,400	3,022,196	3.91	3.86	1.37	6.93
PTG	572,600	8,359,960	14.60	14.60	0.00	6.86
CBG-R	275,900	30,282,250	109.76	110.50	(0.67)	6.74
SIRI	5,741,500	6,472,798	1.13	1.14	(1.11)	6.73
BDMS	8,897,600	230,108,500	25.86	25.75	0.43	6.72
NOBLE-R	147,900	751,155	5.08	5.10	(0.42)	6.72
TPIPP	116,900	437,206	3.74	3.72	0.54	6.63
STA	501,900	12,342,830	24.59	24.70	(0.44)	6.39
SAWAD-R	751,200	41,066,400	54.67	55.50	(1.50)	6.37
GULF	1,606,500	77,637,525	48.33	48.50	(0.36)	6.37
MINT-R	2,150,100	74,342,900	34.58	35.00	(1.21)	6.37
BANPU	9,136,300	112,014,080	12.26	12.40	(1.13)	6.30
PTTEP	1,063,200	178,004,800	167.42	169.50	(1.22)	6.28
BA-R	163,900	1,753,640	10.70	10.70	(0.01)	6.27
JMART-R	301,700	18,332,800	60.76	60.75	0.02	6.23
IVL	1,102,400	54,146,325	49.12	49.25	(0.27)	6.19
SCB-R	1,093,000	121,442,050	111.11	113.00	(1.67)	6.16
BCH	1,177,400	23,789,400	20.21	20.30	(0.47)	6.10
GUNKUL	3,164,600	18,197,560	5.75	5.80	(0.86)	5.98
AOT-R	2,901,100	201,591,950	69.49	69.75	(0.38)	5.96
COM7-R	673,500	25,452,450	37.79	37.75	0.11	5.92
RCL-R	425,300	19,403,100	45.62	46.25	(1.36)	5.89
ICC	100	3,000	30.00	29.75	0.84	5.88
CPN-R	900,900	56,927,950	63.19	64.25	(1.65)	5.87
AOT	2,796,600	193,949,625	69.35	69.75	(0.57)	5.74
CBG	233,300	25,606,300	109.76	110.50	(0.67)	5.70

	Volume (Shares)	Turnover (Bt)	Average price (Bt)	Last price 31-May-22	Gap between last close and short	Short sale volume comparing with main board
TQM-R	193,600	9,234,800	47.70	47.75	(0.10)	5.67
CPN	863,500	54,215,375	62.79	64.25	(2.28)	5.62
AMATA-R	374,100	7,442,660	19.89	20.10	(1.02)	5.61
SPC	8,500	588,125	69.19	70.00	(1.16)	5.60
CPF	3,111,200	81,106,050	26.07	26.00	0.27	5.56
INTUCH-R	1,005,900	71,722,075	71.30	71.50	(0.28)	5.56
CKP-R	1,630,000	8,883,505	5.45	5.45	0.00	5.55
UVAN	92,100	847,125	9.20	9.20	(0.02)	5.52
BAM	663,700	12,395,500	18.68	18.70	(0.13)	5.18
MICRO	35,600	229,620	6.45	6.45	0.00	5.09
BGRIM	1,205,800	41,378,400	34.32	34.50	(0.53)	5.09
OSP-R	1,942,300	67,551,375	34.78	34.75	0.08	5.07
LPN-R	49,600	232,504	4.69	4.68	0.16	5.01
RJH	16,900	599,950	35.50	35.50	0.00	5.00
KKP	151,200	10,827,125	71.61	72.00	(0.54)	5.00
GFPT	153,400	2,529,320	16.49	16.70	(1.27)	4.99
BTS-R	6,692,700	58,843,960	8.79	8.90	(1.21)	4.98
BCH-R	950,600	19,109,730	20.10	20.30	(0.97)	4.92
LHFG	172,800	221,641	1.28	1.29	(0.57)	4.90
TCAP-R	172,500	6,856,850	39.75	40.00	(0.63)	4.88
MTC	802,500	39,332,300	49.01	49.25	(0.48)	4.83
TOA	25,300	725,450	28.67	28.75	(0.26)	4.82
KTB-R	3,104,200	46,432,830	14.96	15.10	(0.94)	4.78
KTC-R	842,000	51,277,675	60.90	61.25	(0.57)	4.75
STEC	556,200	7,331,520	13.18	13.10	0.62	4.64
TU	1,686,600	29,097,610	17.25	17.20	0.30	4.61
WHA	1,818,700	5,819,840	3.20	3.20	0.00	4.54
TOP	1,077,900	62,085,825	57.60	58.00	(0.69)	4.52
DCC	655,700	1,862,188	2.84	2.86	(0.70)	4.50
KEX	781,000	18,289,830	23.42	23.40	0.08	4.50
DTAC	269,700	11,579,500	42.93	43.00	(0.15)	4.49
HANA	426,200	19,946,025	46.80	47.00	(0.43)	4.45
TSE	48,400	110,352	2.28	2.30	(0.87)	4.41
ORI	236,900	2,530,280	10.68	10.90	(2.01)	4.39
CHAYO	209,200	2,664,580	12.74	12.70	0.29	4.36
RS	153,400	2,438,890	15.90	15.90	(0.01)	4.35
TISCO	155,400	14,178,100	91.24	91.75	(0.56)	4.35
TPIPL-R	680,900	1,083,134	1.59	1.61	(1.20)	4.33
TRUE-R	3,232,500	14,203,236	4.39	4.40	(0.14)	4.30
EGCO-R	69,700	12,452,800	178.66	180.00	(0.74)	4.24
DELTA-R	117,300	39,824,700	339.51	346.00	(1.88)	4.24
THANI-R	1,915,300	8,778,588	4.58	4.56	0.51	4.23
LOXLEY	78,600	183,924	2.34	2.34	0.00	4.23
BEAUTY	108,800	155,584	1.43	1.42	0.70	4.22
CPALL	1,182,600	77,468,850	65.51	66.25	(1.12)	4.20
SCB	734,700	81,992,950	111.60	113.00	(1.24)	4.14
MINT	1,376,800	47,821,650	34.73	35.00	(0.76)	4.08
EGCO	66,100	11,807,950	178.64	180.00	(0.76)	4.02
TPIPP-R	70,500	263,670	3.74	3.72	0.54	4.00
OR-R	2,780,600	76,066,075	27.36	27.75	(1.42)	3.98
U-R	1,735,000	2,481,050	1.43	1.43	0.00	3.92
SSP	69,300	680,920	9.83	9.90	(0.75)	3.91
SCC-R	168,200	62,195,300	369.77	372.00	(0.60)	3.91
CPF-R	2,176,000	57,003,500	26.20	26.00	0.76	3.89
ADVANC-R	580,600	126,187,200	217.34	217.00	0.16	3.87
MEGA-R	167,600	8,729,225	52.08	52.00	0.16	3.82
AIE	20,500	79,834	3.89	3.88	0.37	3.79
NOBLE	83,400	423,005	5.07	5.10	(0.55)	3.79
ASP	84,800	276,448	3.26	3.26	0.00	3.73
NRF	30,400	202,645	6.67	6.70	(0.51)	3.70
CHG-R	2,996,000	11,174,674	3.73	3.72	0.27	3.67
SGP	80,600	934,960	11.60	11.70	(0.85)	3.63
BLA-R	300,100	11,487,950	38.28	39.00	(1.85)	3.60
STEC-R	424,100	5,591,810	13.19	13.10	0.65	3.54
PLANB	370,800	2,856,080	7.70	7.80	(1.25)	3.54
OR	2,385,900	65,131,700	27.30	27.75	(1.63)	3.42
ICHI-R	351,800	3,361,605	9.56	9.55	0.06	3.38
BANPU-R	4,878,000	59,817,860	12.26	12.40	(1.11)	3.37
CENTEL	115,200	4,834,600	41.97	42.00	(0.08)	3.33
BEM-R	2,659,200	24,159,140	9.09	9.15	(0.71)	3.32
SPCG-R	36,900	620,490	16.82	17.10	(1.66)	3.28
SINGER-R	64,500	3,368,325	52.22	52.75	(1.00)	3.28
MEGA	143,300	7,481,725	52.21	52.00	0.40	3.27
DOHOME	246,300	4,628,120	18.79	19.00	(1.10)	3.26
ASIAN	104,300	1,709,830	16.39	16.40	(0.04)	3.25
BBL-R	121,400	15,771,150	129.91	131.00	(0.83)	3.24
M-R	41,600	2,155,575	51.82	52.75	(1.77)	3.24
CRC	775,100	29,398,700	37.93	38.00	(0.19)	3.22
BCPG	738,800	8,701,060	11.78	11.80	(0.19)	3.21
TRUE	2,388,700	10,510,112	4.40	4.40	0.00	3.18
ADVANC	472,900	102,855,100	217.50	217.00	0.23	3.15
QH	839,200	1,896,592	2.26	2.22	1.80	3.14
PSL	830,100	16,353,430	19.70	19.80	(0.50)	3.10

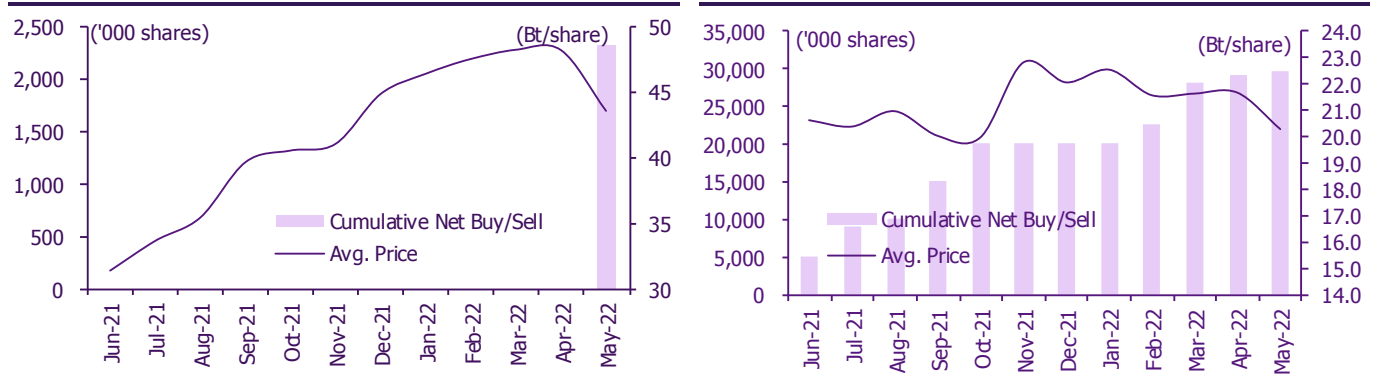
Source: SET, SCBS Investment Research

Director trade

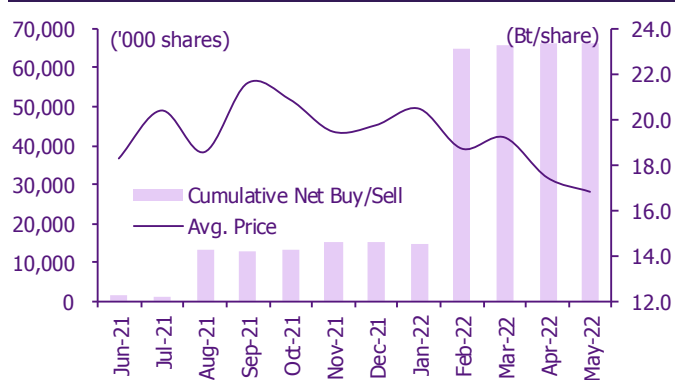
1. Director trade as reported on May 31, 2022.

Company	Name of Director	Product	Transaction date	Amount (Shares)	Average Price (Bt)	Amount (Bt)	Buy/Sell
CHG	Mr. KRIENSAK PLUSSIND	Structured Debenture	27-05-22	7	500,000.00	3,500,000	Purchase
CIVIL	Mr. KITISAK TOATALINGCHAN	Common Share	30-05-22	240,100	5.00	1,200,500	Sale
CPT	Mr. SOMSAK LIMPRASERT	Common Share	30-05-22	800,000	0.86	688,000	Purchase
DTAC	Mr. BOONCHAI BENCHARONGKUL	Common Share	27-05-22	966,700	43.36	41,916,112	Purchase
DTAC	Mr. BOONCHAI BENCHARONGKUL	Common Share	30-05-22	350,600	42.73	14,981,138	Purchase
LEO	Miss SRIPRI EAKWICHIT	Common Share	30-05-22	10,000	12.50	125,000	Purchase
LHK	Mr. VITTAWAT AKARAPONGPISAK	Common Share	30-05-22	50,000	5.65	282,500	Sale
LHK	Mr. VITTAWAT AKARAPONGPISAK	Common Share	30-05-22	50,000	5.70	285,000	Sale
NDR	Mrs. THUNYARAT SAMRITTIVANICHA	Warrant	30-05-22	100,000	0.51	51,000	Sale
ONEE	Mr. NIPON PEWNEN	Common Share	30-05-22	50,000	11.20	560,000	Sale
PDJ	Mr. PITIPONG TIASUWAN	Common Share	17-05-22	40,000	2.54	101,600	Purchase
PDJ	Mr. PITIPONG TIASUWAN	Common Share	30-05-22	30,000	2.87	86,100	Purchase
PRINC	Mr. VEERA SRICHANACHAICHOK	Common Share	27-05-22	30,000	6.10	183,000	Sale
PYLON	Mr. CHANET SANGARAYAKUL	Common Share	30-05-22	50,000	4.68	234,000	Purchase
RPH	Mr. SARAN SUPAKSARAN	Common Share	27-05-22	70,000	7.64	534,800	Purchase
RPH	Mr. SARAN SUPAKSARAN	Common Share	30-05-22	15,000	7.67	115,050	Purchase
SAPPE	Miss KUNNIGAR TRIYANGKULSRI	Common Share	27-05-22	20,000	34.50	690,000	Sale
SAPPE	Miss KUNNIGAR TRIYANGKULSRI	Common Share	30-05-22	30,000	35.83	1,074,900	Sale
SORKON	Mr. JARUNPOJ RUJIRASOPON	Common Share	30-05-22	70,000	5.25	367,500	Purchase
SPALI	Mr. PRATEEP TANGMATITHAM	Common Share	26-05-22	100,000	20.40	2,040,000	Purchase
SPALI	Mr. PRATEEP TANGMATITHAM	Common Share	30-05-22	50,000	20.40	1,020,000	Purchase
SPALI	Mrs. AJCHARA TANGMATITHAM	Common Share	26-05-22	100,000	20.40	2,040,000	Purchase
SPALI	Mrs. AJCHARA TANGMATITHAM	Common Share	27-05-22	50,000	20.40	1,020,000	Purchase
SPC	Mr. NATTAPON DEJVITAK	Common Share	30-05-22	23,100	68.95	1,592,745	Sale
TCMC	Mr. PIMOL SRIVIKORN	Common Share	30-05-22	1,500,000	1.80	2,700,000	Purchase
TU	Mr. CHENG NIRUTTINANON	Common Share	30-05-22	100,000	17.20	1,720,000	Sale
VGI	Mr. KEEREE KANJANAPAS	Warrant	30-05-22	15,666,000	0.32	5,013,120	Sale
					Total	Purchase	71,469,300
						Sale	12,652,765
						Net	58,816,535

2. 12-month cumulative net buy/sell for SCBS-covered stocks with activity as of last close



TU



Corporate calendar

June				
Monday	Tuesday	Wednesday	Thursday	Friday
		1	2	3
		New warrant TTB-W1 PD FTREIT Bt0.175 Delisted SF Share listing BROOK 87,867,491 Shares IRCP 7,309,941 Shares JKN 11,716,461 Shares NER 87,154,692 Shares TVD 816,183,226 Shares	PD INETREIT Bt0.2332	H.M.Queen Suthida Bajrasudhabimalalakshana's Birthday
6	7	8	9	10
XD WHABT Bt0.166 PD CPNG Bt0.225 CPNREIT Bt0.1814 DIF Bt0.26 OISHI Bt0.5 POPF Bt0.2544 PPF Bt0.1715 SIRIP Bt0.05 SPRIME Bt0.149	XD HPF Bt0.108 LHPF Bt0.05 M-II Bt0.148 MIT Bt0.175 MJLF Bt0.145 MNIT Bt0.013 MNIT2 Bt0.045 MNRF Bt0.013 M-STOR Bt0.1	PD JASIF Bt0.23 PSL Bt0.5 TPRIME Bt0.123	XD BCT Bt1.65 LHK Bt0.45 TR Bt0.56 PD ADD Bt0.13 BBGI Bt0.15 KTBSTMR Bt0.1733 TSC Bt0.4	PD AIMIRT Bt0.2215 BGC Bt0.125 BKI Bt3.5 GVREIT Bt0.192 KAMART Bt0.06 PROSPECT Bt0.03 SUPEREIF Bt0.25272
13	14	15	16	17
PD AMATAR Bt0.155 YGG Bt0.109	PD B-WORK Bt0.1771 FUTUREPF Bt0.26	XD 3K-BAT Bt0.06 PD ALLY Bt0.162 THE Bt0.1 WHART Bt0.1915	XW VIBHA 12 : 1 PD BKKCP Bt0.15 BOFFICE Bt0.1753 IVL Bt0.4 TIF1 Bt0.142	PD CPTGF Bt0.19 IMPACT Bt0.05 KBSPIF Bt0.238 TFFIF Bt0.087 TTLPF Bt0.422
20	21	22	23	24
		PD HPF Bt0.108 MJLF Bt0.145 M-STOR Bt0.1 WHABT Bt0.166	PD M-II Bt0.148 MIT Bt0.175	PD HREIT Bt0.1556 MNIT Bt0.013 MNIT2 Bt0.045 MNRF Bt0.013
27	28	29	30	
		XW META 21 : 5		

XD - Cash Dividend
 XD(ST) - Stock Dividend

PD - Payment Date
 XR - Rights for Common

XW - Rights for Warrant
 XT - Rights for Transferable Subscription Right

XE - Warrant Exercise
 CW - Capital write-down

SP - Suspension

Disclaimer

The information in this report has been obtained from sources believed to be reliable. However, its accuracy or completeness is not guaranteed. Any opinions expressed herein reflect our judgment at this date and are subject to change without notice. This report is for information only. It is not to be construed as an offer, or solicitation of an offer to sell or buy any securities. We accept no liability for any loss arising from the use of this document. We or our associates may have an interest in the companies mentioned therein.

SCB Securities Company Limited ("SCBS") is a wholly-owned subsidiary of The Siam Commercial Bank Public Company Limited ("SCB"). Any information related to SCB is for sector comparison purposes.

This document is prepared by SCB Securities Company Limited ("SCBS") which is wholly-owned by the Siam Commercial Bank Public Company Limited ("SCB"). SCB acts as financial advisor of the SCG Chemicals Public Company Limited (SCGC). Any opinions, news, research, analyses, prices, statements, forecasts, projections and/or other information contained in this document (the "Information") is provided as general information purposes only and shall not be construed as individualized recommendation of an offer to buy or sell or the solicitation of an offer to buy or sell any securities. SCBS and/or its directors, officers and employees shall not be liable for any direct, indirect, incidental, special or consequential loss or damage, resulting from the use of or reliance on the Information, including without limitation to, damages for loss of profits. The investors shall use the Information in association with other information and opinion, including their own judgment in making investment decision. The Information is obtained from sources believed to be reliable, and SCBS cannot guarantee the accuracy, completeness and/or correctness of the Information.

This document is prepared by SCB Securities Company Limited ("SCBS") which is wholly-owned by The Siam Commercial Bank Public Company Limited ("SCB"). SCB may be appointed to act as financial advisor in relation to transactions to be carried out by Thai Oil Company Limited. Any opinions, news, research, analyses, prices, statements, forecasts, projections and/or other information contained in this document (the "Information") is provided as general information purposes only and shall not be construed as individualized recommendation of an offer to buy or sell or the solicitation of an offer to buy or sell any securities. SCBS and/or its directors, officers and employees shall not be liable for any direct, indirect, incidental, special or consequential loss or damage, resulting from the use of or reliance on the Information, including without limitation to, damages for loss of profits. The investors shall use the Information in association with other information and opinion, including their own judgment in making investment decision. The Information is obtained from sources believed to be reliable, and SCBS cannot guarantee the accuracy, completeness and/or correctness of the Information.

This document is prepared by SCB Securities Company Limited ("SCBS") which is wholly-owned by The Siam Commercial Bank Public Company Limited ("SCB"). SCB has acted as Financial Advisor, Lead Arranger of Global Power Synergy Public Company Limited. Any opinions, news, research, analyses, prices, statements, forecasts, projections and/or other information contained in this document (the "Information") is provided as general information purposes only, and shall not be construed as individualized recommendation of an offer to buy or sell or the solicitation of an offer to buy or sell any securities. SCBS and/or its directors, officers and employees shall not be liable for any direct, indirect, incidental, special or consequential loss or damage, resulting from the use of or reliance on the Information, including without limitation to, damages for loss of profits. The investors shall use the Information in association with other information and opinion, including their own judgment in making investment decision. The Information is obtained from sources believed to be reliable, and SCBS cannot guarantee the accuracy, completeness and/or correctness of the Information.

This document is prepared by SCB Securities Company Limited ("SCBS") which is wholly-owned by The Siam Commercial Bank Public Company Limited ("SCB"). SCB Asset Management Company Limited ("SCBAM") which is wholly-owned by The Siam Commercial Bank Public Company Limited ("SCB"). SCB has acted as Financial Advisor of Digital Telecommunications Infrastructure Fund. SCBAM has acted as Fund Manager of Digital Telecommunications Infrastructure Fund. Any opinions, news, research, analyses, prices, statements, forecasts, projections and/or other information contained in this document (the "Information") is provided as general information purposes only, and shall not be construed as individualized recommendation of an offer to buy or sell or the solicitation of an offer to buy or sell any securities. SCBS and/or its directors, officers and employees shall not be liable for any direct, indirect, incidental, special or consequential loss or damage, resulting from the use of or reliance on the Information, including without limitation to, damages for loss of profits. The investors shall use the Information in association with other information and opinion, including their own judgment in making investment decision. The Information is obtained from sources believed to be reliable, and SCBS cannot guarantee the accuracy, completeness and/or correctness of the Information.

SCBS reserves the right to modify the Information from time to time without notice and in its sole discretion. This document is delivered to intended recipient(s) only and is not permitted to reproduce, retransmit, disseminate, sell, distribute, republish, circulate or commercially exploit the Information in any manner without the prior written consent of SCBS.

Futures and Options trading carry a high level of risk with the potential for substantial losses, and are not suitable for all persons. Before deciding to trade Futures and Options, you should carefully consider your financial position, investment objectives, level of experience, and risk appetite if Futures and Options trading are appropriate. The possibility exists that you could sustain a loss of some or all of your initial investment. You should be aware of all the risks associated with Futures and Options trading, and you are advised to rely on your own judgment while making investment decision and/or should seek advice from professional investment advisor if you have any doubts.

This document is delivered to intended recipient(s) only and is not permitted to reproduce, retransmit, disseminate, sell, distribute, republish, circulate or commercially exploit the Information in any manner without the prior written consent of SCBS.

Copyright©2012 SCB Securities Company Limited. All rights reserved.

CG Rating 2021 Companies with CG Rating

Companies with Excellent CG Scoring

AAV, ADVANC, AF, AH, AIRA, AKP, AKR, ALT, AMA, AMATA, AMATAV, ANAN, AOT, AP, ARIP, ARROW, ASP, AUCTION, AWC, AYUD, BAFS, BANPU, BAY, BBL, BCP, BCPG, BDMS, BEM, BGC, BGRIM, BIZ, BKI, BOL, BPP, BRR, BTS, BTW, BWG, CENTEL, CFRESH, CHEWA, CHO, CIMBT, CK, CKP, CM, CNT, COM7, COMAN, COTTO, CPALL, CPF, CPI, CPN, CRC, CSS, DDD, DELTA, DEMCO, DRT, DTAC, DUSIT, EA, EASTW, ECF, ECL, EE, EGCO, EPG, ETC, FPI, FPT, FSMART, GBX, GC, GCAP, GFPT, GGC*, GLAND, GLOBAL, GPI, GPSC, GRAMMY, GULF, GUNKUL, HANA, HARN, HMPRO, ICC, ICHI, III, ILINK, ILM, INTUCH, IP, IRPC, ITTEL, IVL, JSP, JWD, K, KBANK, KCE, KKP, KSL, KTB, KTC, LALIN, LANNA, LH, LHFG, LIT, LPN, MACO, MAJOR, MAKRO, MALEE, MBK, MBKET, MC, MCOT, METCO, MFEC, MINT, MONO, MOONG, MSC, MTC, MVP, NCL, NEP, NER, NKI, NOBLE, NSI, NVD, NWR, NYT, OISHI, OR, ORI, OSP, OTO, PAF, PCSGH, PDG, PDJ, PG, PHOL*, PLANB, PLANET, PLAT, PORT, PPS, PR9, PREB, PRG, PRM, PROUD, PSH, PSL, PTG, PTT, PTTEP, PTTGC, PYLON, Q-CON, QH, QTC, RATCH, RS, S, S & J, SAAM, SABINA, SAMART, SAMTEL, SAT, SC, SCB, SCC, SCCC, SCG, SCGP, SCM, SDC, SEAFCO, SEAOL, SE-ED, SELIC, SENA, SHR, SIRI, SIS, SITHAI, SMK, SMPK, SNC, SONIC, SPALI, SPI, SPRC, SPVI, SSSC, SST, STA, STEC*, STI, SUN, SUSCO, SUTHA, SVI*, SYMC, SYNTEC, TACC, TASCO, TCAP, TEAMG, TFMAMA, TGH, THANA, THANI, THCOM, THG, THIP, THRE, THREL, TIP*, TIPCO, TISCO, TK, TKT, TMT, TNDT, TNITY, TOA, TOP, TPBI, TQM, TRC, TRU, TRUE, TSC, TSR, TSTE, TSTH, TTA, TTB, TTCL, TTW, TU, TVD, TVI, TWO, TWPC, U, UAC, UBIS, UV, VGI, VIH, WACOAL, WAVE, WHA, WHAUP, WICE, WINNER, ZEN

Companies with Very Good CG Scoring

2S, 7UP, ABICO, ABM, ACE, ACG, ADB, AEONTS, AGE, AHC, AIT, ALL, ALLA, ALUCON, AMANAH, AMARIN, APCO, APCS, APURE, AQUA, ASEFA, ASIAN, ASK, ATP30, BA, BC, BEC, BFIT, BCHI, BR, CBG, CGH, CHAYO, CHOTI, CI, CMC, CPL, CRD, CSP, DCC, ASAP, ASIA, ASIMAR, ASN, B, BAM, BCH, BEYOND, BJC, BLA, BROOK, CEN, CHARAN, CHG, CHOW, CIG, COLOR, CPW, CSC, CWT, DCON, DHOUSE, DOD, DOHOME, DV8, EASON, EFORL, ERW, ESSO, ESTAR, ETE, FE, FLOYD, FN, FNS, FORTH, FSS, FTE, FVC, GEL, GENCO, GJS, GYT, HPT, HTC, HYDRO, ICN, IFS, IMH, IND, INET, INSET, INSURE, IRC, IRPC, IT, ITD*, J, JAS, JCK, JCHK, JMART, JMT, KBS, KCAR, KEX, KGI, KIAT*, KISS, KOOL, KTIS, KUMWEL, KUN, KWC, KWM, L&E, LDC, LEO, LHK, LOXLEY, LRH, LST, M, MATCH, MBAX, MEGA, META, MFC*, MGT, MICRO, MILL, MITSIB, MK, MODERN, MTI, NBC, NCAP, NCH, NETBAY, NEX, NINE, NRF, NTV, OCC, OGC, PATO, PB, PICO, PIMO, PJW, PL, PM, PMTA, PPP, PPPM, PRIME, PRIN, PRINC, PSTC, PT, QLT, RBF, RCL, RICHY, RML, ROJNA, RPC, RT, RWI, S11, SA, SAK, SALEE, SAMCO, SANKO, SAPPE, SAWAD, SCI, SCN, SCP, SE, SFLEX, SFP, SFT, SGF, SIAM, SINGER, SKE, SKN, SKY, SLAP, SMIT, SMT, SNP, SO, SORKON, SPA, SPC, SPCG, SR, SRICHA, SSC, SSF, STANLY, STGT, STOWER*, STPI, SUC, SWC, SYNEX, T, TAE, TAKUNI, TBSP, TCC, TCMC, TEAM, TFG, TFI, TIGER, TITLE, TKN, TKS, TM, TMC, TMD, TMI, TMILL, TNL, TNP, TOG, TPA, TPAC, TPCS, TPS, TRITN, TRT, TSE, TVT, TWP, UEC, UMI, UOBKH, UP, UPF, UPOIC, UTP, VCOM, VL, VNT, VPO, VRANDA, WGE, WIIK, WP, XO, XPG, YUASA

Companies with Good CG Scoring

A, AI, AIE, AJ, AMC, APP, AQ, ARIN, AS, AU, B52, BEAUTY, BGT, BH, BIG, BLAND, BM, BROCK, BSBM, BSM, BYD*, CCP, CITY, CMO, CPT, CSR, EKH, EP, FMT, GLOCON*, GSC, HTECH, IHL, INGRS, JAK, JTS, KASET, KK, KWG, LEE, BTNC, CAZ, CGD, CMAN, CMR, CRANE, D, EMC, F&D, GIFT, GREEN, GTB, HUMAN, IIG, INOX, JR, JUBILE, KCM, KKC, KYE, LPH, MATI, M-CHAI, MCS, MDX, MJD, MORE, MUD, NC, NDR, NFC, NNCL, NOVA, NPK, NUSA, OCEAN, PAF, PF, PK, PLE, PPM, PRAKIT, PRAPAT, PRECHA, PTL, RCI*, RJH, RP, RPH, RSP, SABUY, SF, SGP, SICT, SIMAT, SISB, SK, SMART, SOLAR, SPACK, SPG, SQ, SSP, STARK, STC, SUPER, SVOA, TC, TCCC, THMUI, TNH, TNR, TOPP, TPCH, TPIPL, TPPIP, TPLAS, TPOLY, TQR, TTI, TYCN, UKEM, UMS, UNIQU, UPA, UREKA, VIBHA, W, WIN, WORK, WPH, YGG, ZIGA

Corporate Governance Report

The material contained in this publication is for general information only and is not intended as advice on any of the matters discussed herein. Readers and others should perform their own independent analysis as to the accuracy or completeness or legality of such information. The Thai Institute of Directors, its officers, the authors and editor make no representation or warranty as to the accuracy, completeness or legality of any of the information contained herein. By accepting this document, each recipient agrees that the Thai Institute of Directors Association, its officers, the authors and editor shall not have any liability for any information contained in, or for any omission from, this publication.

The survey result is as of the date appearing in the Corporate Governance Report of Thai Listed Companies. As a result, the survey result may be changed after that date. SCB Securities Company Limited does not conform nor certify the accuracy of such survey result.

To recognize well performers, the list of companies attaining "Good", "Very Good" and "Excellent" levels of recognition

(Not including listed companies qualified in the "no announcement of the results" clause from 1 January 2020 to 26 October 2021) is publicized.

¹ TIP was voluntarily delisted from the Stock Exchange of Thailand effectively on July 24, 2021

² RCI was voluntarily delisted from the Stock Exchange of Thailand, effectively on July 16, 2021

* บริษัทหรือกรรมการหรือผู้บริหารของบริษัทที่มีข่าวด้านกฎการกีดกันตัวกิจการ เช่น การกระทำความผิดเกี่ยวกับหลักทรัพย์ การทุจริต คอรัปชัน เป็นต้น ซึ่งการใช้ข้อมูล CGR ควรตระหนักถึงข้อจำกัดดังกล่าวประกอบด้วย

Anti-corruption Progress Indicator

Certified (ได้รับการรับรอง)

2S, 7UP, ADVANC, AF, AI, AIE, AIRA, AKP, AMA, AMANAH, AMATA, AMATAV, AP, APCS, AQUA, ARROW, AS, ASIAN, ASK, ASP, AWC, AYUD, B, BAFS, BAM, BANPU, BAY, BBL, BCH, BCP, BCPG, BEB, BEYOND, BGC, BGRIM, BCHI, BKI, BLA, BPP, BROOK, BRR, BSBM, BTS, BWG, CEN, CENTEL, CFRESH, CGH, CHEWA, CHOTI, CHOW, CIG, CIMBT, CM, CMC, COM7, COTTO, CPALL, CPF, CPI, CPN, CSC, DCC, DELTA, DEMCO, DIMET, DRT, DTAC, DUSIT, EA, EASTW, ECL, EGCO, EP, EPG, ERW, ESTAR, ETE, FE, FNS, FPI, FPT, FSMART, FSS, FTE, GBX, GC, GCAP, GEL, GFPT, GGC, GJS, GPI, GPSC, GSTEEL, GULF, GUNKUL, HANA, HARN, HEMP, HENG, HMPRO, HTC, ICC, ICHI, IFEC, IFS, INET, INSURE, INTUCH, IRC, IRPC, ITTEL, IVL, JKN, JR, K, KASET, KBANK, KBS, KCAR, KCE, KGI, KKP, KSL, KTB, KTC, KWC, KWI, L&E, LANNA, LH, LHFG, LHK, LPN, LRH, M, MAKRO, MALEE, MATCH, MBAX, MBK, MC, MCOT, META, MFC, MFEC, MILL, MINT, MONO, MOONG, MSC, MST, MTI, NATION, NBC, NEP, NINE, NKI, NNCL, NOBLE, NOK, NSI, NWR, OCC, OGC, ORI, PAF, PATO, PB, PCSGH, PDG, PDJ, PE, PG, PHOL, PK, PL, PLANB, PLANET, PLAT, PM, PPP, PPPM, PPS, PR9, PREB, PRG, PRM, PROS, PSH, PSL, PSTC, PT, PTECH, PTG, PTT, PTTEP, PTTGC, PYLON, Q-CON, QH, QLT, QTC, RATCH, RML, RWI, S & J, SAAM, SABINA, SAPPE, SAT, SC, SCC, SCCC, SCG, SGG, SCM, SCN, SEAOL, SE-ED, SELIC, SENA, SGP, SINGER, SIRI, SITHAI, SKR, SMIT, SMK, SMPK, SNC, SNP, SORKON, SPACK, SPALI, SPC, SPI, SPRC, SRICHA, SSF, SSP, SSSC, SST, STA, STOWER, SUSCO, SVI, SYMC, SYNTEC, TAE, TAKUNI, TASCO, TCAP, TCMC, TFG, TFI, TFMAMA, TGH, THANI, THCOM, THIP, THRE, THREL, TIDLOR, TIPCO, TISCO, TKS, TKT, TMD, TMILL, TMT, TNITY, TNL, TNP, TNR, TOG, TOP, TOPP, TPA, TPCS, TPP, TRU, TRUE, TSC, TSTE, TSTH, TTA, TTB, TTCL, TU, TVD, TVI, TWO, TWPC, U, UBE, UBIS, UEC, UKEM, UOBKH, UPF, UV, VGI, VIH, WACOAL, WHA, WHAUP, WICE, WIIK, XO, YUASA, ZEN, ZIGA

Declared (ประกาศเจตนาสมัคร)

AH, AJ, ALT, APCO, B52, BEC, CHG, CI, CPL, CPR, CPW, CRC, DDD, DHOUSE, DOHOME, ECF, EKH, ETC, EVER, FLOYD, III, ILM, INOX, JTS, KEX, KUMWEL, LDC, MAJOR, MEGA, NCAP, NOVA, NRF, NUSA, NYT, OR, PIMO, PLE, RS, SAK, SIS, STECH, STGT, SUPER, TKN, TMI, TQM, TSI, VARO, VCOM, VIBHA, WIN

N/A

3K-BAT, A, A5, AAV, ABICO, ABM, ACAP, ACC, ACE, ACG, ADB, ADD, AEONTS, AFC, AGE, AHC, AIT, AJA, AKR, ALL, ALLA, ALPHAX, ALUCON, AMARIN, AMC, AMR, ANAN, AOT, APEX, APP, APURE, AQ, ARIN, ARIP, ASAP, ASEFA, ASIA, ASIMAR, ASN, ASW, ATP30, AU, AUCTION, BA, BBGI, BBIK, BC, BCT, BDMS, BEAUTY, BEM, BFIT, BGT, BH, ILLI, BIOTEC, BIS, BIZ, BJC, BKD, BLAND, BLISS, BM, BOL, BR, BRI, BROCK, BSM, BTNC, BTW, BUI, BYD, CAZ, CBG, CCET, CCP, CEYE, CGD, CHARAN, CHAYO, CHO, CITY, CIVIL, CK, CKP, CMAN, CMO, CMR, CNT, COLOR, COMAN, CPANEL, CPH, CPT, CRANE, CRD, CSP, CSR, CSS, CTW, CV, CWT, D, DCON, DITTO, DMT, DOD, DPAINT, DTICI, DV8, EASON, EE, EFORL, EMC, ESSO, F&D, FANCY, FMT, FN, FORTH, FTI, FVC, GENCO, GIFT, GL, GLAND, GLOBAL, GLOCON, GLORY, GRAMMY, GRAND, GREEN, GSC, GTB, GYT, HFT, HL, HPT, HTECH, HUMAN, HYDRO, ICN, IHL, IIG, IMH, IND, INGRS, INSET, IP, IRPC, IT, ITD, J, JAK, JAS, JCK, JCHK, JCT, JDF, JMART, JMT, JP, JUBILE, JWD, KAMART, KC, KCC, KCM, KDH, KIAT, KISS, KK, KKC, KOOL, KTIS, KUN, KWM, KYE, LALIN, LEE, LEO, LIT, LOXLEY, LPH, LST, MACO, MANRIN, MATI, MAX, M-CHAI, MCS, MDX, MENA, METCO, MGT, MICRO, MIDA, MITSIB, MJD, MK, ML, MODERN, MORE, MPIC, MUD, MVP, NC, NCH, NCL, NDR, NER, NETBAY, NEW, NEWS, NEX, NFC, NPK, NSL, NTV, NV, NVD, OHTL, OISHI, ONEE, OSP, OTO, PACE, PACO, PAE, PAF, PEACE, PERM, PF, PICO, PIN, PJW, PLUS, PMTA, POLAR, POMPIU, PORT, POST, PPM, PRAKIT, PRAPAT, PRECHA, PRIME, PRIN, PRO, PROEN, PROUD, PSG, PTC, PTL, RLM, RBF, RCL, RICHY, RJH, ROCK, ROH, ROJNA, RP, RPC, RPH, RSP, RT, S, S11, SA, SABUY, SAFARI, SALEE, SAM, SAMART, SAMCO, SAMTEL, SANKO, SAUCE, SAWAD, SAWANG, SCB, SCI, SCP, SDC, SE, SEAFCO, SECURE, SENAJ, SF, SFLEX, SFP, SFT, SGF, SHANG, SHR, SIAM, SICT, SIMAT, SISB, SK, SKE, SKN, SKY, SLM, SLP, SMART, SMD, SMT, SNNP, SO, SOLAR, SONIC, SPA, SPCG, SPG, SPVI, SQ, SR, SSC, SSS, STANLY, STARK, STC, STEC, STHAI, STI, STPI, SUC, SUN, SUTHA, SVH, SVOA, SVT, SWC, SYNEX, TACC, TAPAC, TC, TCC, TCCC, TCJ, TCOAT, TEAM, TEAMG, TFM, TGPRO, TH, THAI, THANA, THE, THG, THL, THMUI, TIGER, TIPH, TITLE, TK, TKC, TM, TMC, TMW, TNDT, TNPC, TOA, TPAC, TPBI, TPCH, TPIPL, TPPIP, TPLAS, TPOLY, TPS, TQR, TR, TRC, TRITN, TRT, TRUBB, TRV, TSE, TSF, TSR, TTI, TTT, TTW, TVT, TWP, TWZ, TYCN, UAC, UMI, UMS, UNIQU, UP, UPA, UPOIC, UREKA, UTP, UVAN, VL, VNG, VPO, VRANDA, W, WAVE, WFX, WGE, WINMED, WINNER, WORK, WORLD, WP, WPH, XPG, YGG

Explanations

Companies participating in Thailand's Private Sector Collective Action Coalition Against Corruption programme (Thai CAC) under Thai Institute of Directors (as of April 5, 2022) are categorised into: companies that have declared their intention to join CAC, and companies certified by CAC.