



Market today

“Weaken as bond yield continues to rise”

The SET is expected to weaken as bond yield continues to rise while the US dollar begins to appreciate and the Thai baht weaken, causing outflows and profit-taking after earlier rises in the market led to inflows. The SET has supports at 1,650 and 1,645, and resistance is limited at 1,668.



Today's highlights

- Russia has stopped delivering natural gas to many European countries as they will not pay in Russian currency, resulting in a hike in gas price.
- The WHO warns that there is a risk of monkeypox outbreaks in Europe and other areas this summer. Monkeypox has so far been found in 33 countries and there are ~570 cases.
- The JSCCIB is retaining 2022 GDP target of 2.5-4.0%, and expects export growth of 3-5% with inflation at 3.5%-5.5%. The economic slowing is being caused by high energy cost and inflation but exports and the tourism industry are poised to grow.



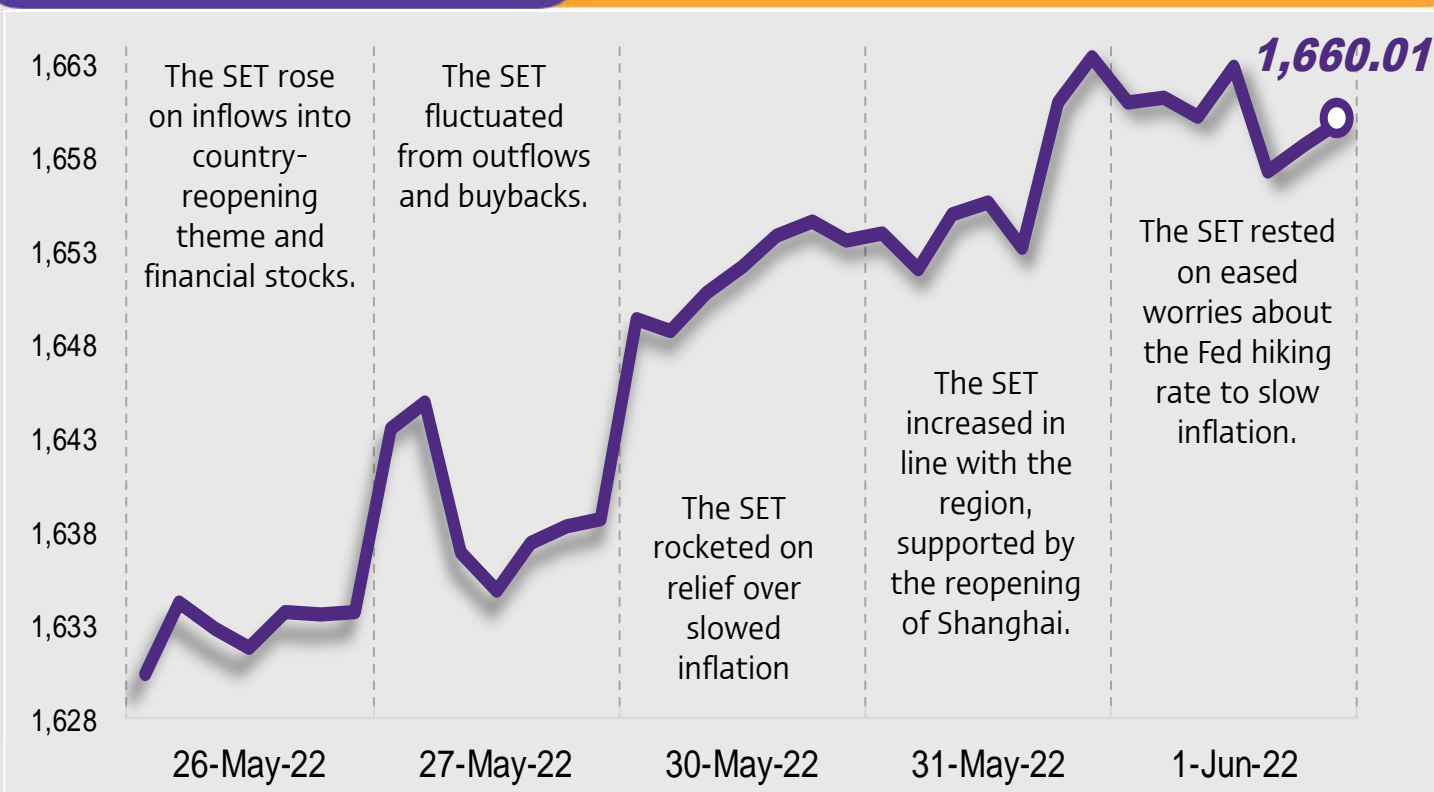
Strategy today

Although in the short term the SET may recover on expectation of stimulus by China's government and eased lockdowns, the market is still volatile. We believe the market may be at the end of its downward trend or at a point of correction if there is a hint the economy has passed bottom. We suggest “selective buy” in good-quality defensive stocks.

See the end of this report for disclaimer

Support - Resistances

1650/1645– 1668/1685



Trading today

Weekly portfolio: We continue to suggest very cautious investment given the uncertainty of externals, selecting solid fundamental stocks that show good momentum or have specific positive drivers:

- 1) stocks whose 1Q22 earnings were better than expected and whose 2Q22 earnings will continue to improve – IVL, AMATA, MTC, CPALL
- 2) stocks that have already passed bottom and are beginning to recover in 2Q22 – OSP
- 3) stocks that are expected to benefit from the US plan to put an end to the trade war with China (reducing import tariffs on goods from China), which would stimulate the economy – AH and DELTA.



Daily focus

BLA: In the short term, the stock benefits from an increase in US bond yield. Over 2022-2024 we expect earnings to steadily recover as margins improve.

CPE: expects 2Q22 earnings to improve QoQ from higher livestock prices and the return of workers to domestic chicken factories. It expects 2022 to show outstanding recovery YoY from increased contribution from improvement in associates, local livestock business and the swine business in Vietnam.

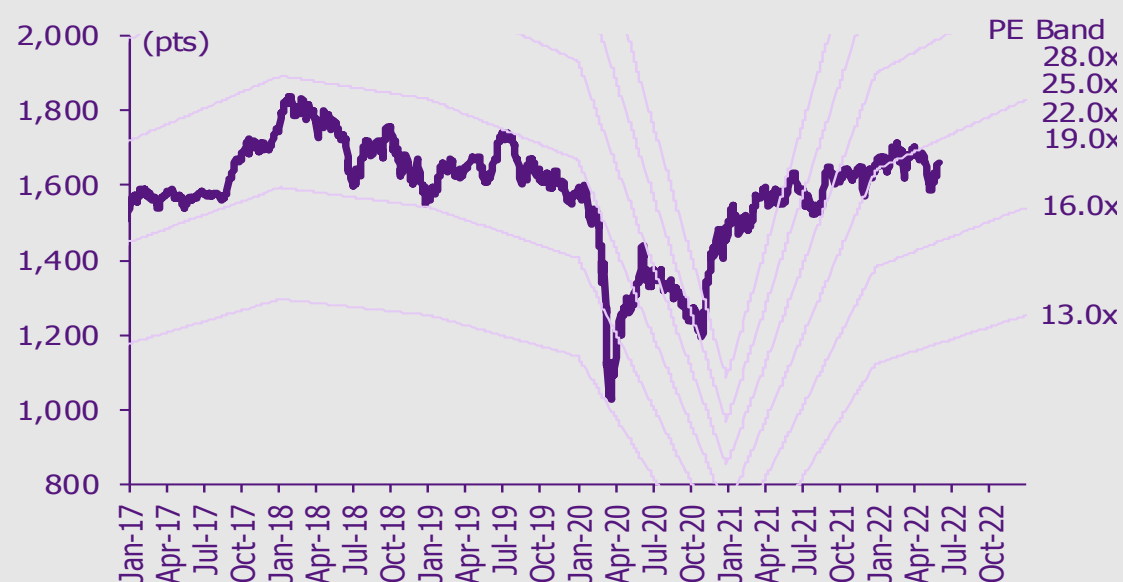
Today's reports

THANI – Better loan growth and asset quality

What to watch

Date	Event
31 May	Economic release: JP – Unemployment rate for Apr, prelim industrial production for Apr, CN – Manufacturing and non-manufacturing PMI for May, EU – CPI flash estimate for May, US – CB consumer confidence for May
1 Jun	Economic release: EU/JP – Final manufacturing PMI for May, US – ISM manufacturing PMI for May, JOLTS job openings, EU – Unemployment rate for Apr Event: Effective date of May 2022 semi-annual MSCI index review, OPEC-JMMC meetings
2 Jun	Economic release: EU – PPI for Apr, US – ADP non-farm employment change for May, unemployment claims, crude oil inventories
3 Jun	Economic release: EU/JP – Final services PMI for May, US – ISM services PMI for May, average hourly earnings, non-farm employment change and unemployment rate for May, EU – Retail sales for Apr Event: Announcement date of Jun 2022 semi-annual FTSE SET index series review

SET Index movement



See the end of this report for disclaimer

SET index series

Index	1 Jun (pts)	Chg (pts)	Chg (%)	Value (Btmn)
SET	1,660.01	(3.40)	(0.20)	70,482.53
SET50	1,002.24	0.00	0.00	32,391.94
SET100	2,279.94	(0.51)	(0.02)	41,304.72
sSET	1,111.39	0.54	0.05	4,085.21
SETCLMV	1,040.56	(2.33)	(0.22)	22,765.14
SETHD	1,197.39	(0.61)	(0.05)	11,304.72
SETTHSI	1,049.11	(0.16)	(0.02)	32,173.43
SETWB	1,015.30	(0.90)	(0.09)	12,993.82
mai	635.59	(5.55)	(0.87)	5,550.59

Trading summary by investor type

(Btmn)	1 Jun	WTD	MTD	YTD
Foreign				
Net	(1,465)	8,015	(1,465)	140,552
Breakdown (%)	49.01	54.63	49.01	46.27
Institution				
Net	587	694	587	(90,265)
Breakdown (%)	7.99	7.51	7.99	7.83
PropTrade				
Net	(175)	(606)	(175)	1,272
Breakdown (%)	7.25	7.25	7.25	8.65
Individual				
Net	1,053	(8,103)	1,053	(51,558)
Breakdown (%)	35.75	30.61	35.75	37.26

% of total trade value for each investor type

S50 futures trading by foreign investors

(Contract)	1-Jun	WTD	MTD	YTD
Foreign	13,948	56,009	13,948	87,078
Institution	(2,458)	(13,604)	(2,458)	12,108
Customer	(11,490)	(42,405)	(11,490)	(99,186)

Bond trading by foreign investors

(Btmn)	1-Jun	WTD	MTD	YTD
Buy	7,195	14,463	7,195	590,384
Sell	9,403	15,073	9,403	469,403
Net	-2,208	-609	-2,208	120,980

Investment Strategy Department

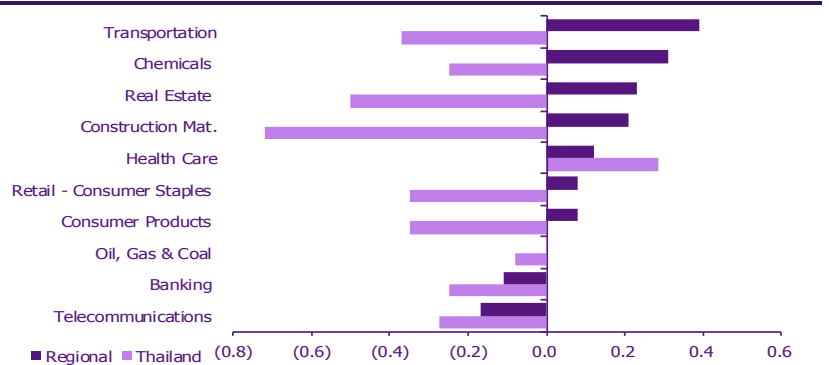
Market update

Global market movement

	1-Jun	Index	Chg (pts)	Performance (%)				PE (x)		EPS gth (%)		PBV (x)		ROE (%)	
				1D	WTD	MTD	YTD	22F	23F	22F	23F	22F	23F	22F	23F
S&P 500		4,101	(30.92)	(0.7)	(1.4)	(0.7)	(14.0)	18.0	16.5	17.4	9.3	3.8	3.4	23.0	28.2
Euro Stoxx 600		439	(4.63)	(1.0)	(1.2)	(1.0)	(10.1)	12.9	12.1	21.6	6.0	1.8	1.6	11.5	11.3
Japan		27,458	178.09	0.7	2.5	0.7	(4.6)	15.5	14.5	0.8	6.9	1.6	1.5	9.9	10.2
Hang Seng		21,295	(120.26)	(0.6)	2.9	(0.6)	(9.0)	10.9	9.5	(26.0)	15.4	1.1	1.0	11.3	11.2
MSCI Asia x J		688	0.00	0.0	3.5	0.0	(12.8)	12.9	11.4	4.3	12.9	1.5	1.4	11.7	11.6
Philippines		6,712	(62.47)	(0.9)	(0.2)	(0.9)	(5.8)	16.1	13.7	22.4	17.6	1.6	1.5	8.6	9.9
Indonesia		7,149	0.00	0.0	1.7	0.0	8.6	16.8	15.4	29.1	8.5	2.1	2.0	5.9	6.6
Malaysia		1,553	(16.69)	(1.1)	0.4	(1.1)	(0.9)	14.9	13.4	(0.3)	11.1	1.5	1.4	10.3	11.1
Thailand		1,660	(3.40)	(0.2)	1.3	(0.2)	0.1	17.2	15.6	11.5	10.3	1.7	1.6	8.2	8.8
Asean 4 - simple avg.				(0.5)	0.8	(0.5)	0.5	16.3	14.6	15.7	11.9	1.7	1.6	8.3	9.1
China		3,182	(4.27)	(0.1)	1.7	(0.1)	(12.6)	10.8	9.3	19.2	16.5	1.3	1.2	11.1	10.9
India		55,381	(185.24)	(0.3)	0.9	(0.3)	(4.9)	20.0	17.1	18.9	17.1	3.0	2.6	15.1	15.6
Singapore		3,244	11.51	0.4	0.4	0.4	3.9	12.9	11.2	9.6	14.8	1.1	1.0	8.8	9.6
Taiwan		16,675	(132.68)	(0.8)	2.5	(0.8)	(8.5)	11.6	11.6	9.0	0.0	2.1	1.9	20.0	18.3
Korea		2,686	0.00	0.0	1.8	0.0	(9.8)	10.9	9.3	3.1	16.5	1.0	1.0	7.2	13.3
Others				(0.2)	1.5	(0.2)	(6.4)	13.2	11.7	12.0	13.0	1.7	1.5	12.4	13.5

Regional sector movement

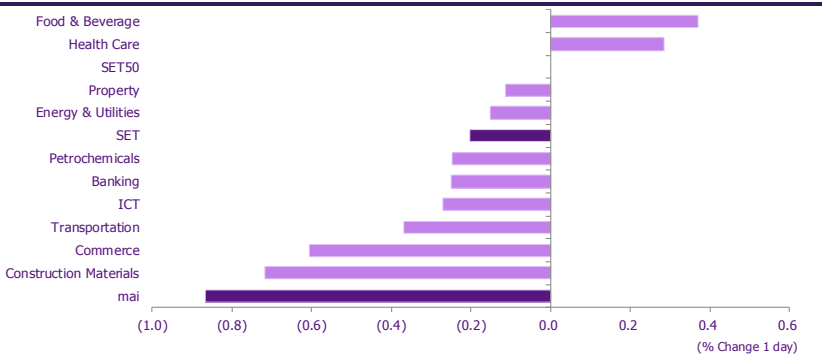
	Price performance (%) *			
	1-Jun	WoW	MoM	YTD
Banking	(0.11)	2.46	(5.09)	(6.00)
Chemicals	0.31	3.48	(4.04)	(3.72)
Construction Mat.	0.21	2.68	(5.74)	(2.16)
Consumer Products	0.08	1.76	(4.58)	(6.31)
Health Care	0.12	2.28	(5.95)	(8.75)
Oil, Gas & Coal	0.00	3.39	0.05	4.01
Real Estate	0.23	2.02	(6.42)	(12.32)
Retail - Consumer Staples	0.08	1.76	(4.58)	(6.31)
Telecommunications	(0.17)	1.61	(7.57)	(9.75)
Transportation	0.39	3.41	(1.13)	(0.17)



* Regional sector price performances (%) are based on US\$ and Thai sector price performances (%) are based on baht

Thailand sector movement

	Price performance (%)			
	1-Jun	WoW	MTD	YTD
Banking	(0.25)	2.56	(0.25)	(9.46)
Commerce	(0.61)	2.36	(0.61)	3.04
Construction Materials	(0.72)	1.59	(0.72)	(5.06)
Energy & Utilities	(0.15)	3.74	(0.15)	3.86
Food & Beverage	0.37	2.37	0.37	0.83
Health Care	0.28	0.65	0.28	16.92
ICT	(0.27)	(2.24)	(0.27)	2.87
Petrochemicals	(0.25)	1.20	(0.25)	(2.99)
Property	(0.11)	3.20	(0.11)	2.94
Transportation	(0.37)	0.82	(0.37)	7.92
SET	(0.20)	2.14	(0.20)	0.14
SET50	0.00	2.54	0.00	1.16
MAI	(0.87)	(0.94)	(0.87)	9.18



10 Most active stocks by value

Stock	Price (Bt)	Value (Btmn)	Chg (%)
DIF	13.70	3,223.27	(2.14)
BDMS	26.25	2,286.20	1.94
TRUE	4.56	2,227.80	3.64
PTTEP	167.50	2,198.70	(1.18)
PTT	38.25	2,003.70	0.00
THG	73.00	1,785.08	(2.67)
AOT	69.50	1,761.83	(0.36)
JMT	77.75	1,164.07	0.32
CBG	110.00	1,126.45	(0.45)
GPSC	68.00	1,047.41	1.87

Top 10 gainers

Stock	Price (Bt)	Value (Btmn)	Chg (%)
AQ	0.03	1.85	50.00
TWP	4.20	49.81	29.63
MALEE	6.80	30.52	29.52
EMC	0.22	13.25	15.79
SCM	7.15	168.07	14.40
SPACK	2.72	14.89	13.33
SORKON	5.80	141.63	10.48
TIPCO	9.85	451.46	8.84
TPBI	5.00	33.72	8.70
UMI	1.65	31.46	7.84

Top 10 losers

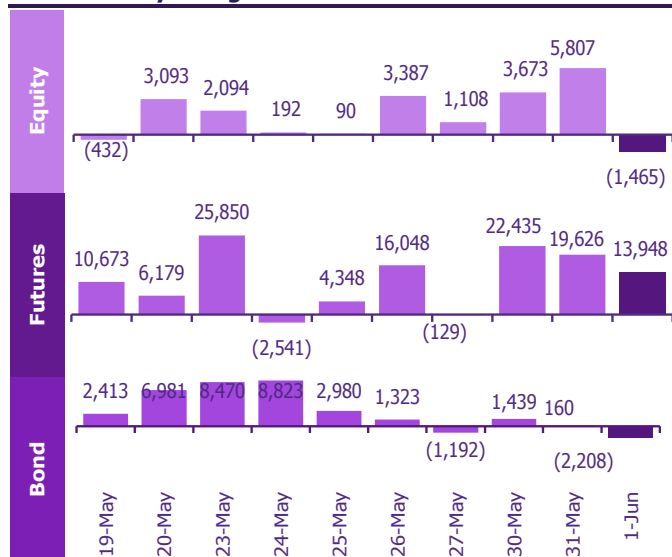
Stock	Price (Bt)	Value (Btmn)	Chg (%)
CPH	18.10	550.18	(23.63)
NC	13.30	5.33	(13.07)
KC	0.55	33.12	(9.84)
VARO	12.80	133.62	(9.22)
AFC	13.50	173.31	(8.78)
KCAR	10.80	40.68	(7.69)
PL	3.06	34.11	(6.71)
BTNC	13.00	0.69	(6.47)
JTS	291.00	74.28	(6.43)
FORTH	45.50	452.53	(6.19)

Fund flow monitor

Regional foreign fund flows to equity

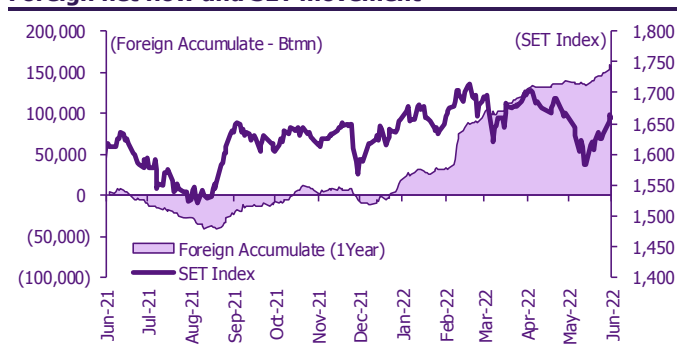
(US\$ Mn)	Thailand	Indonesia	Philippines	Malaysia	Vietnam	India	Taiwan	South Korea	Japan
Daily									
1-Jun-22	(43)		(11)		26		(373)		
31-May-22	169	281	(4)	73	17	(128)	816	851	
30-May-22	108	0	1	28	74	294	961	361	
27-May-22	32	94	3	16	5	(404)	736	140	
26-May-22	99		5	10	(12)	(73)	(460)	17	
Weekly									
WTD	235	281	(14)	101	116	166	1,404	1,213	32
27-May-22	201	111	(188)	(19)	(17)	(1,107)	296	(250)	0
20-May-22	271	(10)	(10)	6	(6)	(637)	85	347	32
13-May-22	(83)	(626)	(80)	13	73	(2,286)	(1,370)	(684)	(2,654)
6-May-22	(74)	0	(69)	(84)	(3)	(1,007)	(731)	(455)	622
Monthly									
MTD	(43)	0	(11)	0	26	0	(373)	0	0
May-22	592	(243)	(350)	18	138	(4,871)	57	170	(2,000)
Apr-22	321	2,783	(99)	193	170	(3,816)	(9,102)	(4,963)	29,604
Mar-22	1,006	584	(204)	783	(174)	(3,693)	(9,428)	(3,640)	(15,202)
YTD	4,240	4,769	(579)	1,752	12	(22,215)	(26,718)	(11,290)	10,122

Thailand daily foreign net flows

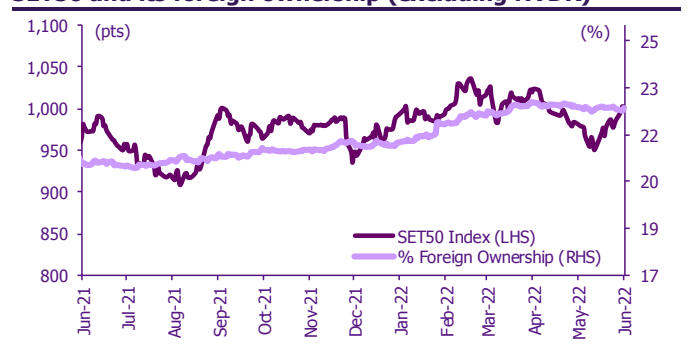


	Equity (Btmn)	SET50 futures (Contract)	Bond (Btmn)*	Bond (Btmn)
Daily				
1-Jun-22	(1,465)	13,948	2,793	(2,208)
Weekly				
WTD	8,015	56,009	11,182	(609)
27-May-22	6,870	43,576	8,564	20,403
20-May-22	9,362	67,365	13,066	12,605
13-May-22	(2,886)	(15,510)	(2,942)	2,346
6-May-22	(2,543)	(28,485)	(5,500)	(6,940)
Monthly				
MTD	(1,465)	13,948	2,793	(2,208)
May-22	20,284	109,007	21,576	30,012
Apr-22	10,869	(66,776)	(13,291)	7,617
Mar-22	33,530	39,723	8,382	(66,967)
Quarterly				
QTD	29,687	56,179	11,078	35,422
1Q22	110,864	30,899	6,488	85,559
4Q21	28,128	44,270	8,986	110,523
3Q21	(443)	6,232	1,282	21,383
2Q21	(46,593)	(7,583)	(994)	76,603
YTD				
2021	(48,578)	27,284	6,522	212,522
2020	(264,386)	(6,412)	(1,789)	(35,245)

Foreign net flow and SET movement



SET50 and its foreign ownership (excluding NVDR)



Foreign buy/sell activity monitor

Most foreign holding value change

	Fgn hld (%)	Δ Fgn (M.shares)	Buy* (Btmn)
PTT	9.11	14.34	548
BDMS	21.78	20.42	536
JMT	5.78	6.73	523
CPALL	33.76	7.76	512
SCB	19.05	4.03	449
ADVANC	36.03	2.02	444
AOT	9.08	5.76	400
PTTEP	16.39	2.35	394
OR	3.40	9.55	263
KTC	13.63	3.86	238

Top-5 NVDR net buy/sell

	Buy* (Btmn)	Sell* (Btmn)
PTTEP	298	(209)
PTI	196	(187)
TIDLOR	184	(89)
EA	180	(70)
ADVANC	150	(62)
BH	128	(58)
INTUCH	128	(55)
TRUE	113	(54)
EGCO	108	(50)
GULF	105	(48)

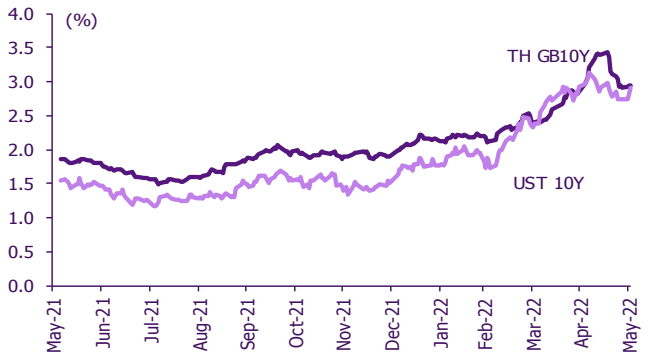
* SCBS Investment Research estimates

Multi-asset price update

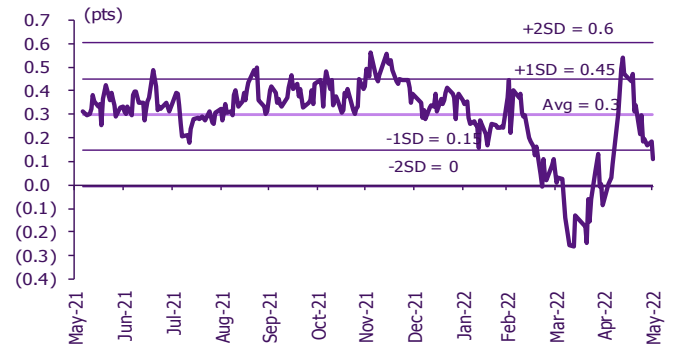
Key indicator update

	Close	1-Jun	WoW	MoM	YoY	YTD
Financial market condition						
VIX Index	25.69	(1.91)	(9.45)	(20.56)	43.52	49.19
Europe CDS (bps)	88.787	1.16	(5.77)	(1.09)	39.44	40.91
LIBOR OIS Spread (bps)	0.12591	(2.94)	(2.26)	(3.10)	7.47	3.58
TED Spread (bps)	0.4949	(7.66)	(1.86)	(7.05)	37.40	31.62
Exchange rate						
Dollar Index	102.54	0.75	0.46	(1.02)	14.03	7.18
USD/THB	34.34	0.08	0.18	(0.33)	10.45	3.44
EUR/USD	1.06	(0.78)	(0.31)	1.37	(12.81)	(6.31)
USD/JPY	130.14	1.12	2.26	(0.00)	18.86	13.09
Bond: (Change in basis points)						
TH Gov Bond 2Y	1.59%	0.09	6.57	19.07	106.17	93.31
TH Gov Bond 10Y	2.96%	0.03	2.43	10.98	109.66	105.84
US Gov Bond 2Y	2.66%	8.31	15.18	(7.54)	250.34	192.76
US Gov Bond 10Y	2.92%	5.46	16.63	(6.81)	130.91	140.51
Commodities						
CRB Index	629.45	0.00	(0.29)	(2.14)	14.03	8.84
Gold (US\$/oz)	1,846.10	0.53	(0.34)	(0.89)	(2.81)	0.92
Gross Refining Margin (US\$/bbl)	34.78	0.00	32.09	(1.75)	n.m.	469.23
Dubai Crude (US\$/bbl)	108.13	0.00	0.90	(5.20)	63.06	47.75
NYMEX Crude (US\$/bbl)	115.26	0.51	4.47	9.59	70.20	137.94
Baltic Dry Index (pts)	2,633.00	2.61	(15.80)	9.53	2.53	18.76

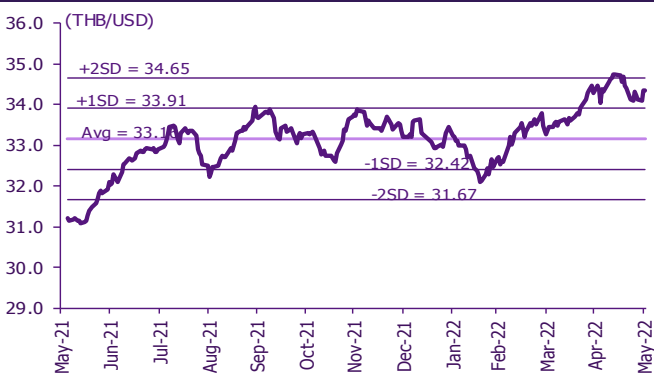
Thai and US 10-year government bond yield



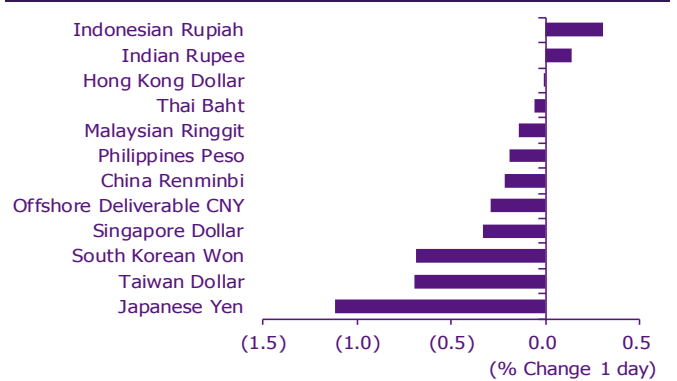
Thai and US 10-year government bond spread



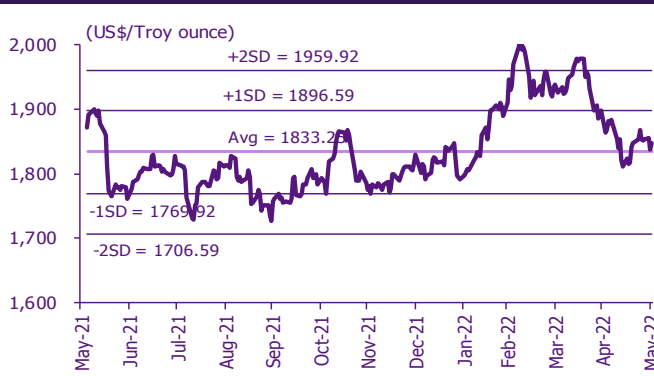
THB/USD exchange rate



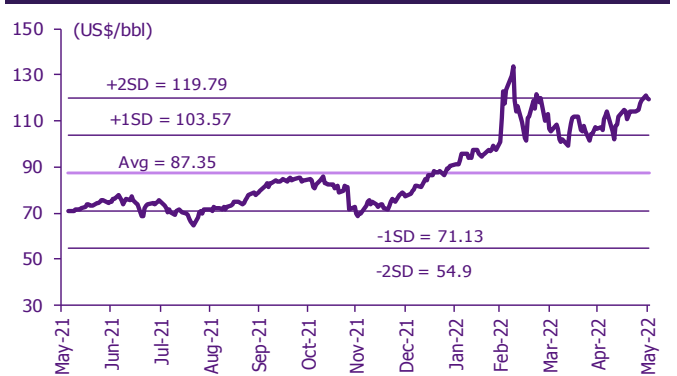
Regional foreign exchange rate spot return



Gold



Brent crude



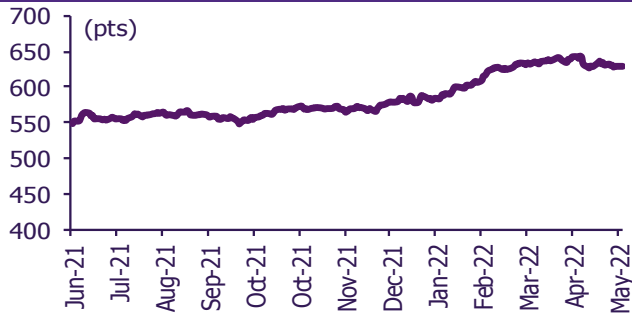
Commodities daily price update

	As of 1-Jun-22	-1W %	Avg. Price QTD in 2022	% QoQ	% YoY	Avg. Price in '21	% YoY	Avg. Price in '22	% YoY	Update
CRB Index	629.45	(0.2)	635.46	5.2	18.1	535.54	36.83	616.68	15.2	Daily
Energy Prices										
Crude Oil - Dubai (US\$/bbl)	115.66	6.5	105.69	9.1	59.1	68.86	63.18	100.45	45.9	Daily
Brent Crude (US\$/bbl)	119.56	5.0	109.38	9.9	59.4	70.52	66.54	103.55	46.8	Daily
West Texas Int. Cushing (US\$/bbl)	115.26	2.9	106.24	11.9	54.8	68.06	72.51	99.54	46.3	Daily
Crude Oil - Asia-Pacific Tapis Oil Spot (US\$/bbl)	128.66	8.2	115.07	10.5	67.7	71.82	61.89	108.61	51.2	Daily
Natural Gas Henry Hub (US\$/mmBTU)	8.77	(1.2)	7.62	66.9	185.5	3.13	30.17	5.81	85.7	Daily
Coal Price NEX (US\$/MT)	406.28	(6.7)	356.06	31.7	235.1	138.28	135.73	305.29	120.8	Friday
Oil Product Prices and Gross Refinery Margin										
Gas Oil 500 ppm Sulfur Singapore (US\$/bbl)	152.48	12.1	140.71	26.3	94.0	76.20	52.83	123.33	61.8	Daily
Gas Oil - Dubai (US\$/bbl)	36.82	34.2	35.02	141.0	474.1	7.34	(4.17)	22.87	211.5	Daily
Gasoline, 92 RON Spot (US\$/bbl)	146.82	4.0	131.27	17.9	78.4	76.66	75.97	118.69	54.8	Daily
Gasoline - Dubai (US\$/bbl)	31.16	(4.1)	25.58	94.0	258.0	7.80	472.22	18.23	133.9	Daily
Fuel Oil 180 Singapore Spot (US\$/bbl)	101.87	2.6	100.92	(9.4)	73.2	61.57	60.99	91.32	48.3	Daily
Fuel Oil - Dubai (US\$/bbl)	(13.79)	48.2	(4.78)	(60.6)	(41.7)	-7.29	84.36	(9.13)	25.3	Daily
Jet Kerosene - Spot Price (US\$/bbl)	146.48	11.8	134.99	24.6	93.2	73.98	60.45	119.19	61.1	Daily
Jet Kerosene - Dubai (US\$/bbl)	30.82	37.3	29.30	155.4	749.2	5.12	31.00	18.73	265.8	Daily
SG Dubai Hydrocracking Refinery Margin (US\$/bbl)	30.12	0.0	24.18	164.7	3,053.1	2.00	467.16	13.48	575.1	Daily
Olefins Product Prices and Spread										
Ethylene, FOB Japan Spot (US\$/MT)	1,100	0.0	1,219	0.9	20.4	1,010	39.56	1,156	14.5	Tuesday
Ethylene Spread (US\$/MT)	244	11.8	308	389.1	(24.0)	361	5.77	262	(27.5)	Daily
Propylene (Olefins), FOB Japan Spot (US\$/MT)	1,015	(4.2)	1,124	2.5	7.7	1,005	27.27	1,107	10.2	Tuesday
Propylene Spread (US\$/MT)	159	(10.8)	213	(0.0)	(51.2)	356	(12.55)	213	(40.3)	Daily
Naphtha - Singapore Spot FOB (US\$/MT)	856	(2.9)	911	3.1	50.0	649	69.72	895	37.9	Daily
Polyolefins Prices and Spread										
Polye HDPE SE Asia (US\$/MT)	1,260	(3.8)	1,379	32.9	(60.5)	1,179	33.19	1,328	12.6	Tuesday
HDPE-Naphtha Spread (US\$/MT)	404	(5.7)	468	320.0	(19.0)	530	5.43	433	(18.3)	Daily
Polye LDPE-Film, CFR SE Asia Spot (US\$/MT)	1,630	(1.2)	1,718	6.6	(47.2)	1,525	51.71	1,655	8.5	Tuesday
LDPE-Naphtha Spread (US\$/MT)	774	0.7	807	88.0	(12.4)	876	40.66	760	(13.3)	Daily
PP Film, Spot South East Asia (US\$/MT)	1,250	(4.6)	1,368	4.5	3.8	1,298	35.78	1,333	2.7	Tuesday
PP Spread (US\$/MT)	394	(8.0)	457	(100.0)	(35.7)	649	13.18	438	(32.5)	Daily
MEG Prices and Spread										
MEG, CFR South East Asia (US\$/MT)	615	(2.4)	649	(5.9)	0.4	679	(88.71)	673	(1.0)	Tuesday
MEG Spread (US\$/MT)	-67	28.8	-107	12,640.8	(683.6)	53	120.79	-44	n.m.	Tuesday
Aromatics Product Prices and Spread										
Paraxylene, FOB USG Spot (US\$/MT)	1,580	0.0	1,383	20.4	51.1	894	56.10	1,244	(55.5)	Tuesday
Paraxylene Spread (US\$/MT)	608	(8.8)	494	48.5	40.4	310	342.73	398	28.2	Tuesday
Paraxylene - 92 RON Spread (US\$/MT)	328	(12.9)	264	25.4	(8.4)	241	362.24	232	42.5	Daily
Toluene, FOB Korea Spot (US\$/MT)	1,105	1.8	1,061	19.9	44.9	728	111.96	956	(52.9)	Tuesday
Benzene, CFR Japan Spot (US\$/MT)	1,320	5.2	1,210	10.8	24.9	931	87.66	1,140	(63.2)	Tuesday
Benzene Spread (US\$/MT)	573	18.3	406	35.6	(5.1)	352	117.03	343	(2.6)	Daily
Benzene - 92 RON Spread (US\$/MT)	68	32.0	90	(41.3)	(73.6)	277	122.54	128	(53.9)	Daily
Condensate (US\$/MT)	972	6.4	890	9.0	57.8	584	61.01	846	44.9	Daily
PTA Prices and Spread										
PTA, CFR South East Asia (US\$/MT)	995	(2.5)	969	14.0	38.3	705	48.18	898	27.4	Tuesday
PTA Spread (US\$/MT)	-64	64.8	42	(47.8)	(51.7)	106	15.15	65	(38.9)	Tuesday
PVC Prices and Spread										
PVC, CFR South East Asia (US\$/MT)	1,350	0.0	1,428	2.4	(4.4)	1,445	63.60	1,408	(2.5)	Tuesday
Ethylene Spread (US\$/MT)	1,106	(2.3)	1,121	(3.8)	2.8	1,084	99.99	1,147	5.8	Tuesday
Ethylene Dichloride CFR Far East Asia (US\$/MT)	620	(9.5)	686	(18.9)	(2.5)	734	140.72	781	6.4	Tuesday
Metal										
Gold (US\$/Troy Ounce)	1,847	(1.1)	1,891	0.6	4.2	1,799	1.56	1,884	4.7	Daily
LME Copper 3 Month Rolling Forward (US\$/MT)	9,520	0.4	9,768	(2.1)	0.8	9,293	49.95	9,892	6.4	Daily
Silver Future (US\$/Troy Ounce)	22	(1.2)	23	(3.8)	(13.0)	25	19.07	24	(5.6)	Daily
China Composite Steel Prices (CNY/MT)	5,176	(0.5)	5,352	2.7	(6.2)	5,473	35.91	5,270	(3.7)	Daily
Agriculture Prices										
Malaysian Crude Palm Oil Spot Price(MYR/MT)	6,680	(3.1)	6,869	11.7	63.3	4,443	59.82	6,442	45.0	Daily
SGX Ribbed Smoked Sheet 3 (RSS3) Futures (US\$/KG.)	217	3.3	214	1.7	(4.2)	209	18.21	212	1.4	Daily
Sugar #11 (US\$/LB)	19	(1.8)	19	6.6	24.6	17	32.04	19	13.1	Daily
Freight Rate										
Baltic Freight Index: BDIY	2,633	(19.1)	2,575	26.0	(7.1)	2,921	173.99	2,260	(22.6)	Daily
Baltic Supramax Index: BSI58	2,743	(3.0)	2,690	17.6	16.6	2,424	224.85	2,451	1.1	Daily

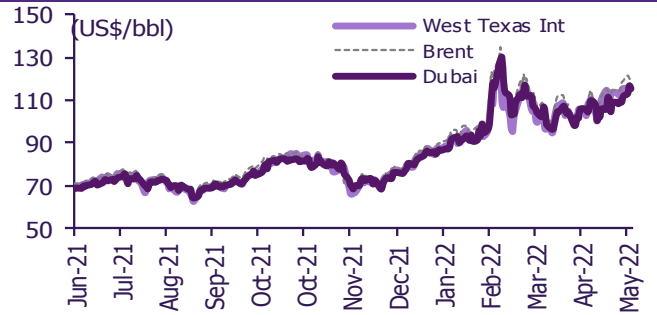
Source: Bloomberg Financial L.P., TQ Professional, BANPU, BOT, SCBS Investment Research

Commodities daily chart update

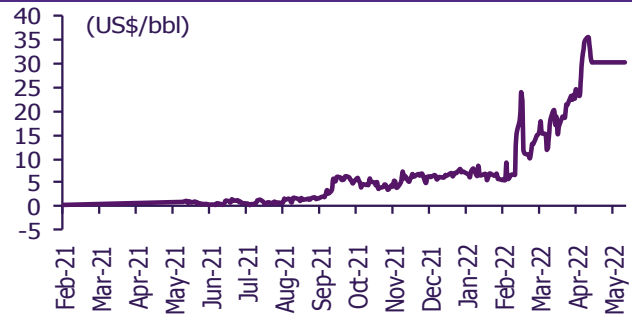
CRB US Spot All Commodities Price Index



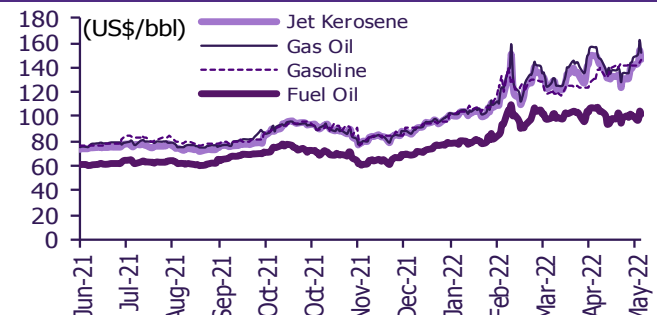
Crude prices



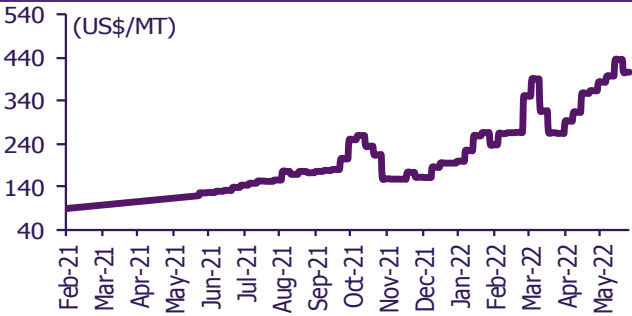
SG Dubai Hydrocracking Refinery Margin



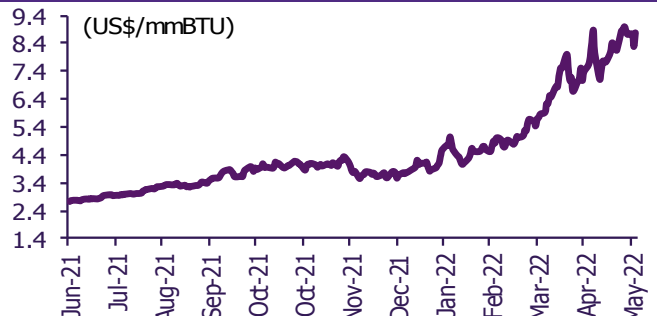
Oil product prices



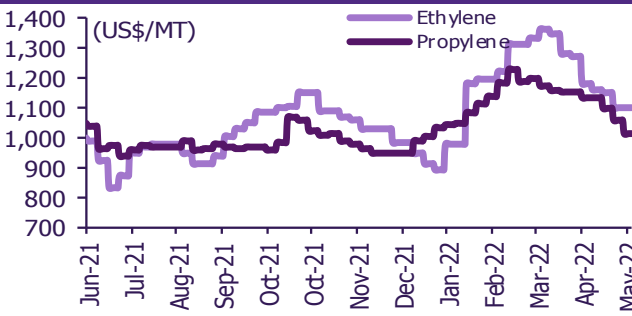
Coal price (NEX)



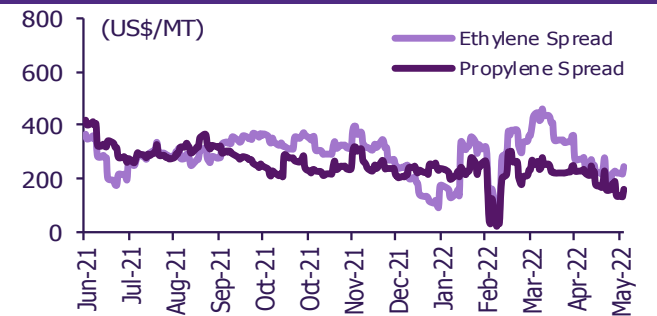
Natural gas prices (Henry hub)



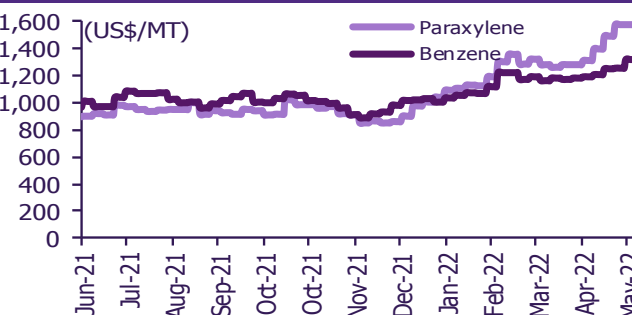
Olefins prices



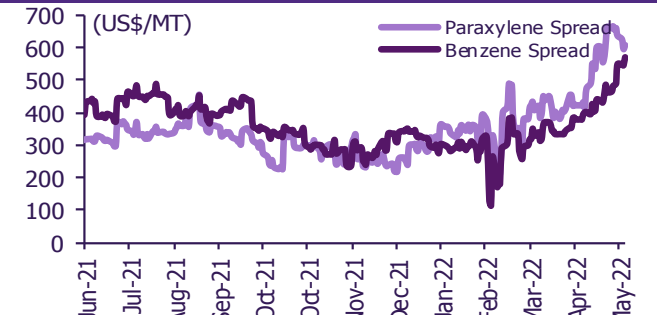
Olefins spreads



Aromatics prices

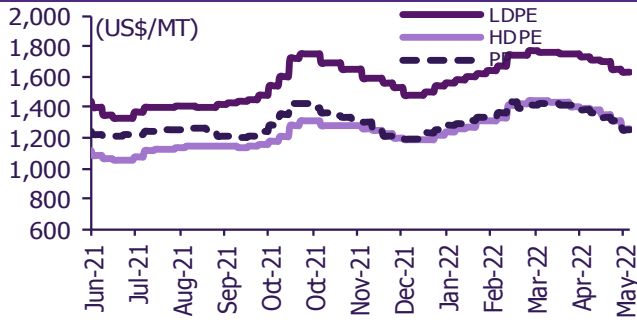


Aromatics spreads

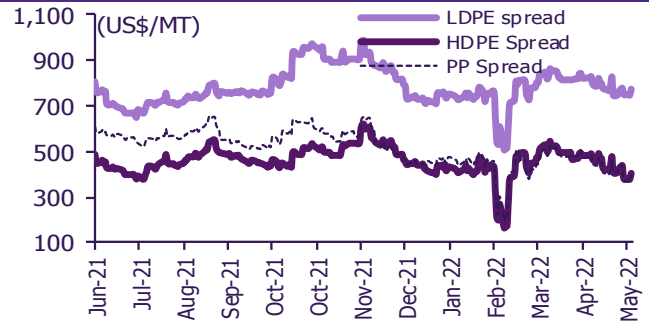


Commodities daily chart update

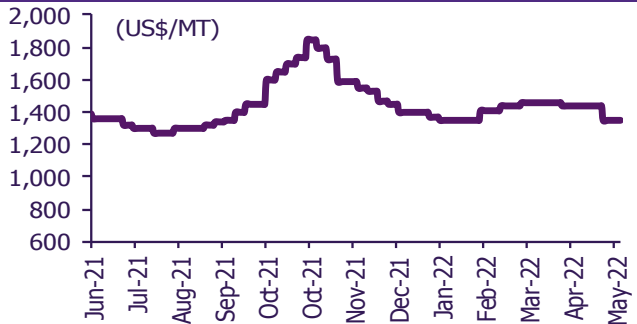
Polyolefins prices



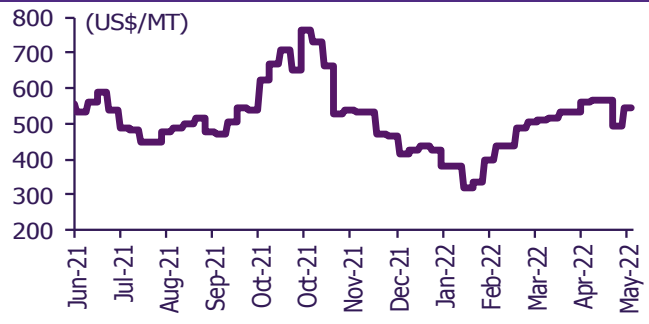
Polyolefins-Naphtha spreads



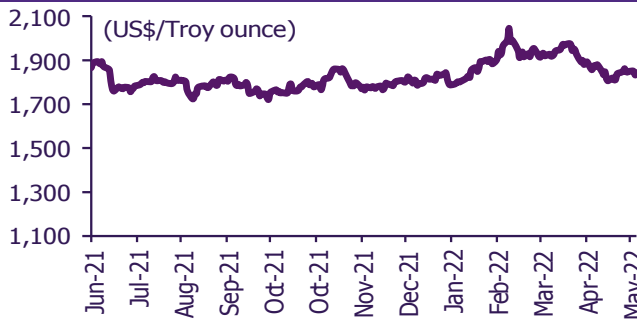
PVC price



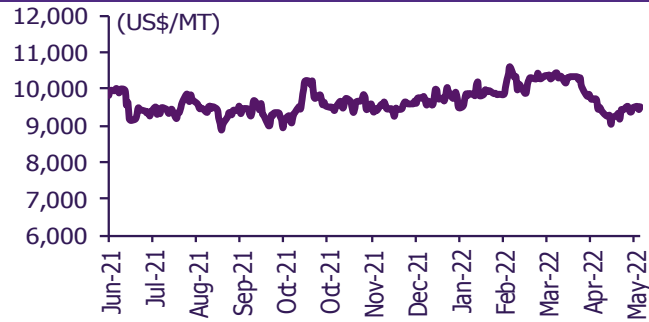
PVC spread



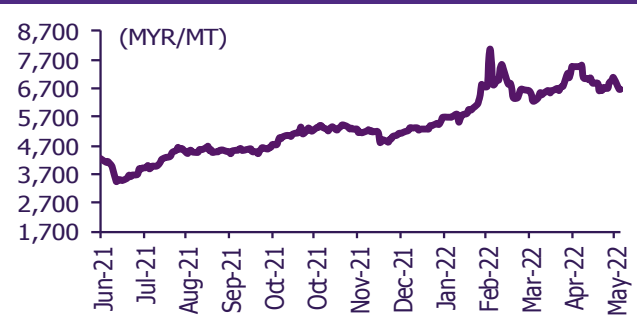
Gold price



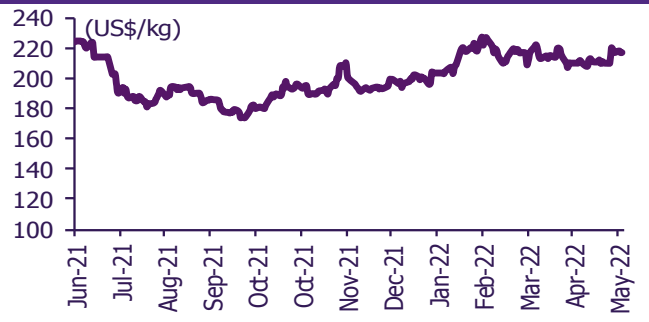
LME copper price



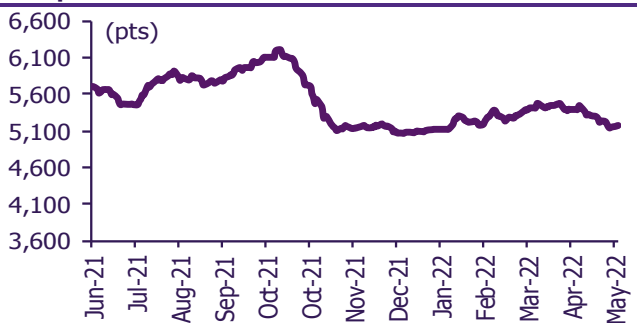
Malaysian crude palm oil price



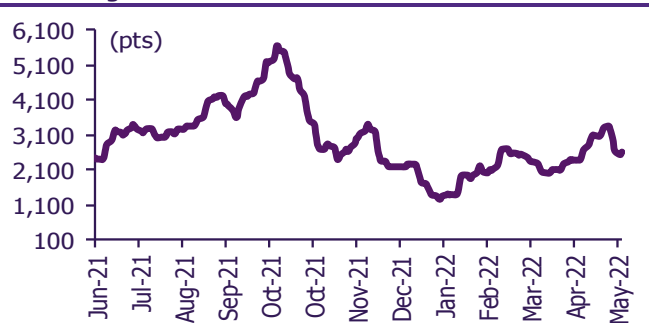
Rubber price (RSS3) futures



Steel price index



Baltic freight index



Source: Bloomberg Financial L.P., TQ Professional, BANPU, BOT, SCBS Investment Research

Short sales

	Volume (Shares)	Turnover (Bt)	Average price (Bt)	Last price 1-Jun-22	Gap between last close and short	Short sale volume comparing with main board
TASCO	1,263,300	21,114,390	16.71	16.70	0.08	33.43
ITD	2,843,500	5,587,148	1.96	1.96	0.25	33.15
CPN-R	1,380,700	87,865,325	63.64	64.00	(0.57)	30.77
TPIPP	623,300	2,328,676	3.74	3.72	0.43	28.70
SAWAD-R	1,167,000	64,501,150	55.27	55.25	0.04	23.96
AAV	2,588,000	7,313,064	2.83	2.82	0.20	23.11
SUPER	18,269,600	15,529,160	0.85	0.85	0.00	21.59
GULF	2,184,200	105,578,700	48.34	48.75	(0.85)	20.15
BTS	4,903,600	43,211,495	8.81	8.80	0.14	19.85
BEM	3,156,000	28,719,600	9.10	9.10	0.00	19.53
SABUY	784,400	19,642,255	25.04	25.25	(0.83)	19.34
IRPC	10,274,400	35,285,756	3.43	3.44	(0.16)	18.74
BA	358,000	3,836,470	10.72	10.60	1.10	18.34
AMATA	609,100	12,148,400	19.94	20.00	(0.28)	17.83
PSL-R	1,269,200	25,103,610	19.78	19.50	1.43	17.50
MINT-R	1,336,100	46,456,800	34.77	35.00	(0.66)	17.45
SIRI	7,641,300	8,634,669	1.13	1.12	0.89	17.44
DELTA-R	113,500	38,951,900	343.19	342.00	0.35	17.41
KTB	4,225,200	63,466,880	15.02	15.10	(0.52)	17.16
COM7-R	1,268,500	47,592,850	37.52	37.50	0.05	17.13
EA-R	1,720,700	155,135,175	90.16	89.75	0.45	16.76
PLANB	1,328,000	10,191,745	7.67	7.65	0.32	16.65
AWC	3,105,100	15,680,755	5.05	5.10	(0.98)	16.20
SCGP-R	1,348,500	76,821,150	56.97	57.00	(0.06)	16.11
BJC-R	505,200	18,128,200	35.88	36.25	(1.01)	15.80
MBK	341,200	4,847,040	14.21	14.20	0.04	15.33
EPG-R	918,700	9,122,240	9.93	9.95	(0.21)	15.03
CENDEL-R	492,400	20,530,800	41.70	41.75	(0.13)	14.89
S	575,600	1,143,125	1.99	1.97	0.81	14.85
GUNKUL-R	11,093,800	63,614,330	5.73	5.70	0.60	14.83
EASTW	573,600	3,679,235	6.41	6.45	(0.55)	14.03
TOA-R	124,400	3,480,375	27.98	27.75	0.82	13.68
KKP-R	241,100	17,255,250	71.57	71.75	(0.25)	13.68
DCC	2,920,900	8,246,862	2.82	2.82	0.12	13.66
MTC-R	824,700	40,451,300	49.05	49.00	0.10	13.42
SCB-R	1,079,900	120,885,150	111.94	111.50	0.40	13.38
SCC	159,600	59,117,700	370.41	371.00	(0.16)	13.26
TCAP-R	409,900	16,273,500	39.70	39.50	0.51	12.92
WHAUP	229,200	904,312	3.95	3.96	(0.37)	12.90
BA-R	250,300	2,663,580	10.64	10.60	0.39	12.82
TU-R	3,787,700	65,742,850	17.36	17.30	0.33	12.81
OSP-R	988,000	34,527,225	34.95	34.75	0.57	12.61
AMATA-R	424,000	8,467,440	19.97	20.00	(0.15)	12.41
SGP	195,200	2,291,950	11.74	11.70	0.36	12.39
KBANK	561,600	82,721,150	147.30	147.00	0.20	12.03
JAS-R	6,418,100	22,346,792	3.48	3.46	0.63	11.88
HANA-R	1,062,700	50,188,950	47.23	47.00	0.48	11.86
KCE-R	699,200	46,247,100	66.14	66.00	0.22	11.48
LH	1,811,300	16,230,590	8.96	8.95	0.12	11.35
CPALL	1,099,400	72,384,225	65.84	66.00	(0.24)	11.24
OR	2,764,800	76,032,000	27.50	27.50	0.00	11.18
MTC	683,800	33,577,500	49.10	49.00	0.21	11.13
TISCO-R	242,600	22,134,500	91.24	91.25	(0.01)	10.99
IVL-R	1,105,900	53,864,075	48.71	49.00	(0.60)	10.99
THG-R	2,630,100	191,727,975	72.90	73.00	(0.14)	10.88
DOHOME-R	353,300	6,672,420	18.89	18.90	(0.07)	10.71
SC	463,200	1,593,408	3.44	3.42	0.58	10.70
GULF-R	1,147,400	55,530,025	48.40	48.75	(0.73)	10.58
BDMS	8,921,100	232,400,225	26.05	26.25	(0.76)	10.18
BAM	1,031,700	19,218,310	18.63	18.60	0.15	10.16
AOT-R	2,572,200	179,041,250	69.61	69.50	0.15	10.15
JMART-R	1,025,000	61,234,000	59.74	59.50	0.40	10.04
GLOBAL-R	971,400	20,402,950	21.00	20.90	0.50	10.04
CPN	449,500	28,685,925	63.82	64.00	(0.29)	10.02
ORI-R	419,900	4,519,450	10.76	10.70	0.59	10.00
CPF	1,940,600	50,940,750	26.25	26.25	0.00	9.73
STA-R	443,200	11,157,275	25.17	25.25	(0.30)	9.71
PTT	5,006,900	191,512,425	38.25	38.25	0.00	9.56
CBG-R	964,000	106,969,200	110.96	110.00	0.88	9.49
SPCG-R	70,600	1,187,310	16.82	16.70	0.70	9.49
CRC-R	1,094,600	41,711,875	38.11	38.00	0.28	9.47
GFPT	232,300	3,870,360	16.66	16.60	0.37	9.43
EGATIF	85,100	753,135	8.85	8.85	0.00	9.34
PTTEP-R	1,220,000	204,320,400	167.48	167.50	(0.01)	9.29
KTB-R	2,285,700	34,284,990	15.00	15.10	(0.66)	9.29
SCGP	772,700	44,032,050	56.98	57.00	(0.03)	9.23
ROJNA	79,600	495,485	6.22	6.20	0.40	9.15
U-R	2,725,600	3,888,408	1.43	1.43	(0.24)	9.09
CPALL-R	887,400	58,346,550	65.75	66.00	(0.38)	9.08
BGRIM	1,963,300	68,562,800	34.92	35.00	(0.22)	8.93
BAM-R	906,000	16,874,620	18.63	18.60	0.14	8.93
INTUCH-R	536,500	38,560,625	71.87	72.00	(0.17)	8.92
PTTGC-R	886,300	42,544,450	48.00	48.25	(0.51)	8.83
BCH-R	817,300	16,446,070	20.12	20.20	(0.38)	8.69
BBL	259,000	33,799,500	130.50	130.50	0.00	8.65
PTG-R	734,600	10,672,320	14.53	14.40	0.89	8.43
EGCO-R	114,400	20,455,200	178.80	179.50	(0.39)	8.43
RCL-R	237,300	10,896,000	45.92	46.00	(0.18)	8.28
HMPRO-R	1,974,200	29,025,700	14.70	14.60	0.70	8.26
TCAP	261,900	10,398,000	39.70	39.50	0.51	8.26

	Volume (Shares)	Turnover (Bt)	Average price (Bt)	Last price 1-Jun-22	Gap between last close and short	Short sale volume comparing with main board
BTS-R	2,038,900	17,937,290	8.80	8.80	(0.03)	8.25
PTTGC	821,500	39,436,800	48.01	48.25	(0.51)	8.18
EA	828,200	74,395,100	89.83	89.75	0.09	8.07
BANPU	5,574,400	69,122,560	12.40	12.40	0.00	7.90
ILM-R	45,600	889,170	19.50	19.40	0.51	7.80
CRC	890,800	33,979,000	38.14	38.00	0.38	7.71
KKP	135,400	9,695,800	71.61	71.75	(0.20)	7.68
TOP-R	968,800	55,339,600	57.12	57.50	(0.66)	7.68
KBANK-R	357,900	52,746,100	147.38	147.00	0.26	7.67
CHG-R	2,488,400	9,207,082	3.70	3.70	0.00	7.62
BJC	242,700	8,718,025	35.92	36.25	(0.91)	7.59
NOBLE	77,800	396,780	5.10	5.10	0.00	7.55
HTC	41,300	1,244,850	30.14	30.50	(1.17)	7.54
LH-R	1,192,200	10,670,190	8.95	8.95	0.00	7.47
SAWAD	363,100	20,095,525	55.34	55.25	0.17	7.46
CIMBT	300,000	246,000	0.82	0.83	(1.20)	7.45
BEM-R	1,190,000	10,828,095	9.10	9.10	(0.01)	7.37
TISCO	161,800	14,771,150	91.29	91.25	0.05	7.33
ADVANC	336,900	73,819,400	219.11	220.00	(0.40)	7.28
CHG	2,347,900	8,710,168	3.71	3.70	0.26	7.19
UVAN	60,700	558,155	9.20	9.15	0.50	7.01
MINT	534,900	18,624,400	34.82	35.00	(0.52)	6.99
AWC-R	1,320,800	6,670,040	5.05	5.10	(0.98)	6.89
TTB	18,863,800	23,844,733	1.26	1.26	0.32	6.79
GPSC-R	1,045,100	70,886,075	67.83	68.00	(0.25)	6.78
M-R	27,300	1,426,875	52.27	52.25	0.03	6.76
RJH	27,400	963,225	35.15	35.00	0.44	6.72
SCB	540,900	60,608,200	112.05	111.50	0.49	6.70
AOT	1,670,300	116,391,725	69.68	69.50	0.26	6.59
STEC-R	833,100	10,990,230	13.19	13.20	(0.06)	6.57
DOHOME	215,800	4,075,790	18.89	18.90	(0.07)	6.54
BCPG-R	583,300	6,828,470	11.71	11.80	(0.79)	6.53
BBL-R	195,500	25,512,750	130.50	130.50	0.00	6.53
TRUE-R	31,622,200	144,743,368	4.58	4.56	0.38	6.52
BGRIM-R	1,428,200	49,868,475	34.92	35.00	(0.24)	6.50
EPG	396,500	3,947,445	9.96	9.95	0.06	6.49
PLANB-R	517,100	3,987,110	7.71	7.65	0.79	6.48
RATCH	513,500	21,209,100	41.30	41.75	(1.07)	6.48
PTG	561,500	8,195,360	14.60	14.40	1.36	6.45
STEC	816,200	10,792,960	13.22	13.20	0.18	6.44
MBK-R	141,800	2,011,380	14.18	14.20	(0.11)	6.37
EGCO	85,200	15,243,400	178.91	179.50	(0.33)	6.28
BCP	384,400	12,549,200	32.65	32.75	(0.32)	6.19
MEGA-R	266,200	13,648,300	51.27	51.25	0.04	6.16
MAJOR-R	95,700	2,047,980	21.40	21.40	0.00	6.13
PSL	443,500	8,840,490	19.93	19.50	2.22	6.11
SINGER-R	316,700	16,668,125	52.63	51.75	1.70	6.03
NETBAY-R	20,900	554,000	26.51	27.00	(1.83)	6.02
HUMAN	244,000	3,085,810	12.65	12.60	1.99	6.02
BPP-R	40,900	650,310	15.90	15.90	0.00	5.95
TFG-R	494,800	2,527,330	5.11	5.05	1.14	5.94
IVL	597,200	29,206,200	48.91	49.00	(0.19)	5.93
ORI	248,000	2,670,970	10.77	10.70	0.65	5.91
BLA	748,600	30,234,650	40.39	40.50	(0.28)	5.81
GUNKUL	4,343,600	24,997,745	5.76	5.70	0.97	5.81
SSP	109,300	1,068,725	9.78	9.75	0.29	5.78
ANAN	634,900	857,532	1.35	1.34	0.80	5.75
ICHI-R	914,400	8,639,475	9.45	9.35	1.05	5.75
AJ-R	3,100	51,770	16.70	16.60	0.60	5.72
WHA	5,085,200	16,458,548	3.24	3.26	(0.72)	5.65
AP	352,300	3,945,760	11.20	11.20	0.00	5.34
CK	169,900	3,550,110	20.90	20.90	(0.02)	5.32
OSP	414,600	14,488,625	34.95	34.75	0.56	5.29
PSH	51,800	701,010	13.53	13.40	0.99	5.26
HMPRO	1,251,500	18,411,690	14.71	14.60	0.77	5.24
SCC-R	62,800	23,236,000	370.00	371.00	(0.27)	5.22
TU	1,535,000	26,553,150	17.30	17.30	(0.01)	5.19
CENDEL	171,200	7,074,950	41.33	41.75	(1.02)	5.18
TOP	650,600	37,252,850	57.26	57.50	(0.42)	5.16
SGP-R	79,200	922,380	11.65	11.70	(0.46)	5.03
WHA-R	4,370,600	14,177,370	3.24	3.26	(0.50)	4.86
SAT-R	26,900	516,270	19.19	19.20	(0.04)	4.85
BEC-R	300,000	4,683,900	15.61	15.60	0.08	4.82
ADVANC-R	223,100	48,719,300	218.37	220.00	(0.74)	4.82
TTB-R	13,244,400	16,733,588	1.26	1.26	0.27	4.77
BCPG	422,900	4,961,350	11.73	11.80	(0.58)	4.73
NCAP	136,900	930,920	6.80	6.80	0.00	4.73
SPALI	383,900	7,890,260	20.55	20.70	(0.71)	4.72
KTC-R	274,900	16,877,650	61.40	61.75	(0.57)	4.71
JR	22,600	163,850	7.25	7.15	1.40	4.71
TRUE	22,357,800	102,878,864	4.60	4.56	0.91	4.61
FSMART-R	247,100	4,913,400	19.88	19.60	1.45	4.58
BH-R	159,200	27,701,250	174.00	175.00	(0.57)	4.48

Source: SET, SCBS Investment Research

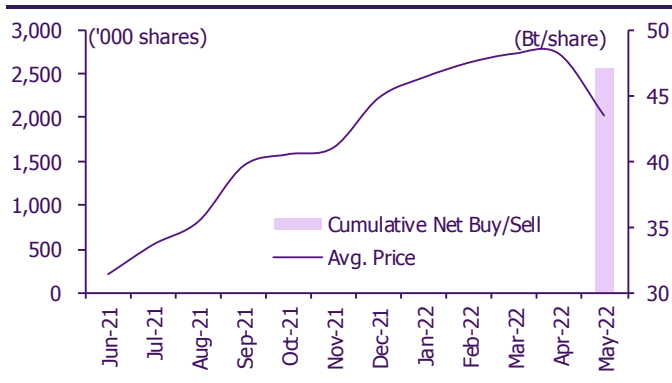
Director trade

1. Director trade as reported on June 1, 2022.

Company	Name of Director	Product	Transaction date	Amount (Shares)	Average Price (Bt)	Amount (Bt)	Buy/Sell	
ASW	Mr. KROMCHET VIPANPONG	Warrant	30-05-22	15,281,500	0.63	9,627,345	Sale	
ASW	Mr. KROMCHET VIPANPONG	Warrant	31-05-22	6,000,000	0.64	3,840,000	Sale	
ASW	Mr. PUNYA NANTHAKIJTRAKUL	Warrant	30-05-22	374,587	0.99	370,841	Sale	
CEYE	Mr. NIWAT PIRIYAKIKOSON	Common Share	19-05-22	200,000	5.39	1,078,000	Sale	
CPT	Mr. SOMSAK LIMPRASERT	Common Share	31-05-22	850,000	0.87	739,500	Purchase	
DTAC	Mr. BOONCHAI BENCHARONGKUL	Common Share	31-05-22	233,600	42.75	9,986,400	Purchase	
LEO	Miss SRIPRI EAKWICHIT	Common Share	31-05-22	10,000	12.50	125,000	Purchase	
LHK	Mr. VITTAWAT AKARAPONGPISAK	Common Share	31-05-22	50,000	5.80	290,000	Sale	
LHK	Mr. VITTAWAT AKARAPONGPISAK	Common Share	31-05-22	100,000	6.00	600,000	Sale	
MOONG	Mrs. PORNPIMON SUWANKAJIT	Common Share	30-05-22	700,000	3.12	2,184,000	Purchase	
MOONG	Mrs. PORNPIMON SUWANKAJIT	Common Share	30-05-22	1,200,000	2.97	3,564,000	Sale	
MOONG	Mrs. PORNPIMON SUWANKAJIT	Common Share	31-05-22	106,000	3.70	392,200	Sale	
MOONG	Mrs. PORNPIMON SUWANKAJIT	Common Share	31-05-22	200,000	3.10	620,000	Sale	
NDR	Mrs. THUNYARAT SAMRITTIVANICHA	Warrant	31-05-22	200,000	0.49	98,000	Sale	
NFC	Mr. VIRASAK SUTANTHAVIBUL	Common Share	30-05-22	100,000	2.68	268,000	Purchase	
NFC	Mr. VIRASAK SUTANTHAVIBUL	Common Share	31-05-22	393,000	2.65	1,041,450	Purchase	
PDJ	Mr. PITIPONG TIASUWAN	Common Share	17-05-22	40,000	2.54	101,600	Purchase	
PDJ	Mr. PITIPONG TIASUWAN	Common Share	30-05-22	30,000	2.87	86,100	Purchase	
PDJ	Mr. PITIPONG TIASUWAN	Common Share	31-05-22	30,000	2.96	88,800	Purchase	
PG	Mr. PIRANART CHOKWATANA	Common Share	31-05-22	7,000	10.29	72,030	Sale	
PRINC	Mr. VEERA SRICHANACHAICHOK	Common Share	31-05-22	220,000	6.31	1,388,200	Sale	
SA	Mrs. SUNANTA SINGSANSERN	Common Share	26-05-22	10,000,000	1.00	10,000,000	Transfer	
SA	Mrs. SUNANTA SINGSANSERN	Common Share	26-05-22	10,000,000	1.00	10,000,000	Acceptance of Transfer	
SCM	Mr. SITTHAWEE KRIATCHAWANUN	Common Share	31-05-22	200,000	6.30	1,260,000	Purchase	
SHR	Mr. NARIS CHEYKLIN	Common Share	26-05-22	100,000	4.66	466,000	Sale	
SHR	Mr. NARIS CHEYKLIN	Common Share	26-05-22	60,000	4.64	278,400	Sale	
SHR	Mr. NARIS CHEYKLIN	Common Share	26-05-22	300,000	4.62	1,386,000	Sale	
SHR	Mr. NARIS CHEYKLIN	Common Share	26-05-22	100,000	4.64	464,000	Sale	
SICT	Miss ARUNEE POONTAWEE	Common Share	30-05-22	100,000	7.00	700,000	Sale	
SISB	Mrs. NARISA LERTNAMWONGWAN	Common Share	24-05-22	8,000	12.70	101,600	Sale	
SISB	Mrs. NARISA LERTNAMWONGWAN	Common Share	01-06-22	2,000	12.10	24,200	Sale	
SPC	Mr. NATTAPON DEJVITAK	Common Share	31-05-22	10,000	69.00	690,000	Sale	
SR	Mr. TORCHOK LAOLUECHAI	Common Share	30-05-22	732,100	1.50	1,098,150	Purchase	
TACC	Mr. CHATCHAWEE VATANASUK	Common Share	26-05-22	51,900	7.20	373,680	Sale	
TACC	Mr. CHATCHAWEE VATANASUK	Common Share	27-05-22	54,500	7.20	392,400	Sale	
TACC	Mr. CHATCHAWEE VATANASUK	Common Share	30-05-22	17,300	7.20	124,560	Sale	
TACC	Mr. CHATCHAWEE VATANASUK	Common Share	31-05-22	67,600	7.20	486,720	Sale	
TCMC	Mr. PIMOL SRIVIKORN	Common Share	31-05-22	2,500,000	1.87	4,675,000	Purchase	
TNR	Miss SIRINAN DARARATTANAROJNA	Common Share	31-05-22	20,000	8.50	170,000	Purchase	
TSR	Mr. SURAT WONGRATTANAPASSORN	Common Share	20-05-22	10,000	4.24	42,400	Sale	
TSR	Mr. SURAT WONGRATTANAPASSORN	Common Share	23-05-22	10,000	4.30	43,000	Sale	
TSR	Mr. SURAT WONGRATTANAPASSORN	Common Share	23-05-22	10,000	4.38	43,800	Sale	
TSR	Mr. SURAT WONGRATTANAPASSORN	Common Share	30-05-22	20,000	4.72	94,400	Sale	
TSR	Mr. SURAT WONGRATTANAPASSORN	Common Share	31-05-22	20,000	4.88	97,600	Sale	
TSR	Mr. WATCHARIN WATCHARATHAM	Common Share	31-05-22	25,000	4.74	118,500	Purchase	
TSR	Mr. WATCHARIN WATCHARATHAM	Common Share	31-05-22	34,000	4.84	164,560	Purchase	
TVD	Mr. SONGPOL SHANMATKIT	Common Share	30-05-22	6,476,643	1.00	6,476,643	Purchase	
TVD	Mr. WIRASACK WIROJWATTANAKUL	Common Share	30-05-22	5,650,966	1.00	5,650,966	Purchase	
WPH	Miss PICHAPA BOONSONTISUK	Common Share	30-05-22	1,200,000	3.28	3,936,000	Acceptance of Transfer	
WPH	Mr. CHANE LAOSONTHORN	Common Share	30-05-22	2,200,000	3.28	7,216,000	Acceptance of Transfer	
WPH	Mr. PORNLERT BOONSONTISUK	Common Share	30-05-22	2,200,000	3.28	7,216,000	Acceptance of Transfer	
WPH	Mrs. AMARA LEELAWAT	Common Share	30-05-22	2,200,000	3.28	7,216,000	Transfer	
WPH	Mrs. AMARA LEELAWAT	Common Share	30-05-22	2,200,000	3.28	7,216,000	Transfer	
WPH	Mrs. AMARA LEELAWAT	Common Share	30-05-22	2,200,000	3.28	7,216,000	Transfer	
WPH	Mrs. AMARA LEELAWAT	Common Share	30-05-22	2,200,000	3.28	7,216,000	Transfer	
WPH	Mrs. AMARA LEELAWAT	Common Share	30-05-22	1,200,000	3.28	3,936,000	Transfer	
WPH	Mrs. AMARA LEELAWAT	Common Share	30-05-22	2,200,000	3.28	7,216,000	Transfer	
WPH	Mrs. JARIYA LEELAWAT	Common Share	30-05-22	2,200,000	3.28	7,216,000	Acceptance of Transfer	
					Total	Purchase	34,234,669	
						Sale	27,749,376	
						Net	6,485,293	

2. 12-month cumulative net buy/sell for SCBS-covered stocks with activity as of last close

DTAC



Corporate calendar

June				
Monday	Tuesday	Wednesday	Thursday	Friday
		1	2	3
		New warrant TTB-W1 PD FTREIT Bt0.175 Delisted SF Share listing BROOK 87,867,491 Shares IRCP 7,309,941 Shares JKN 11,716,461 Shares NER 87,154,692 Shares TVD 816,183,226 Shares	PD INETREIT Bt0.2332 Share listing CHAYO 46,805,388 Shares CHO 8,291,873 Shares GCAP 9,324,009 Shares J 189,990,955 Shares PDG 26,999,929 Shares	H.M. Queen Suthida Bajrasudhabimalalakshana's Birthday
6	7	8	9	10
XD WHABT Bt0.166 PD CPNG Bt0.225 CPNREIT Bt0.1814 DIF Bt0.26 OISHI Bt0.5 POPF Bt0.2544 PPF Bt0.1715 SIRIP Bt0.05 SPRIME Bt0.149	XD HPF Bt0.108 LHPF Bt0.05 M-II Bt0.148 MIT Bt0.175 MJLF Bt0.145 MNIT Bt0.013 MNIT2 Bt0.045 MNRF Bt0.013 M-STOR Bt0.1	PD JASIF Bt0.23 PSL Bt0.5 TPRIME Bt0.123	XD BCT Bt1.65 LHK Bt0.45 TR Bt0.56 PD ADD Bt0.13 BBGI Bt0.15 KTBSTMR Bt0.1733 TSC Bt0.4	PD AIMIRT Bt0.2215 BGC Bt0.125 BKI Bt3.5 GVREIT Bt0.192 KAMART Bt0.06 PROSPECT Bt0.03 SUPEREIF Bt0.25272
13	14	15	16	17
PD AMATAR Bt0.155 YGG Bt0.109	XD TIPH Bt1.3 PD B-WORK Bt0.1771 FUTUREPF Bt0.26	XD 3K-BAT Bt0.06 PD ALLY Bt0.162 THE Bt0.1 WHART Bt0.1915	XW VIBHA 12 : 1 PD BKKCP Bt0.15 BOFFICE Bt0.1753 IVL Bt0.4 TIF1 Bt0.142	PD CPTGF Bt0.19 IMPACT Bt0.05 K BSPIF Bt0.238 TFFIF Bt0.087 TTLPF Bt0.422
20	21	22	23	24
		PD HPF Bt0.108 MJLF Bt0.145 M-STOR Bt0.1 WHABT Bt0.166	PD M-II Bt0.148 MIT Bt0.175	PD HREIT Bt0.1556 MNIT Bt0.013 MNIT2 Bt0.045 MNRF Bt0.013 TIPH Bt1.3
27	28	29	30	
		XW META 21 : 5		

XD - Cash Dividend
 XD(ST) - Stock Dividend

PD - Payment Date
 XR - Rights for Common

XW - Rights for Warrant
 XT - Rights for Transferable Subscription Right

XE - Warrant Exercise
 CW - Capital write-down

SP - Suspension

Disclaimer

The information in this report has been obtained from sources believed to be reliable. However, its accuracy or completeness is not guaranteed. Any opinions expressed herein reflect our judgment at this date and are subject to change without notice. This report is for information only. It is not to be construed as an offer, or solicitation of an offer to sell or buy any securities. We accept no liability for any loss arising from the use of this document. We or our associates may have an interest in the companies mentioned therein.

SCB Securities Company Limited ("SCBS") is a wholly-owned subsidiary of The Siam Commercial Bank Public Company Limited ("SCB"). Any information related to SCB is for sector comparison purposes.

This document is prepared by SCB Securities Company Limited ("SCBS") which is wholly-owned by the Siam Commercial Bank Public Company Limited ("SCB"). SCB acts as financial advisor of the SCG Chemicals Public Company Limited (SCGC). Any opinions, news, research, analyses, prices, statements, forecasts, projections and/or other information contained in this document (the "Information") is provided as general information purposes only and shall not be construed as individualized recommendation of an offer to buy or sell or the solicitation of an offer to buy or sell any securities. SCBS and/or its directors, officers and employees shall not be liable for any direct, indirect, incidental, special or consequential loss or damage, resulting from the use of or reliance on the Information, including without limitation to, damages for loss of profits. The investors shall use the Information in association with other information and opinion, including their own judgment in making investment decision. The Information is obtained from sources believed to be reliable, and SCBS cannot guarantee the accuracy, completeness and/or correctness of the Information.

This document is prepared by SCB Securities Company Limited ("SCBS") which is wholly-owned by The Siam Commercial Bank Public Company Limited ("SCB"). SCB may be appointed to act as financial advisor in relation to transactions to be carried out by Thai Oil Company Limited. Any opinions, news, research, analyses, prices, statements, forecasts, projections and/or other information contained in this document (the "Information") is provided as general information purposes only and shall not be construed as individualized recommendation of an offer to buy or sell or the solicitation of an offer to buy or sell any securities. SCBS and/or its directors, officers and employees shall not be liable for any direct, indirect, incidental, special or consequential loss or damage, resulting from the use of or reliance on the Information, including without limitation to, damages for loss of profits. The investors shall use the Information in association with other information and opinion, including their own judgment in making investment decision. The Information is obtained from sources believed to be reliable, and SCBS cannot guarantee the accuracy, completeness and/or correctness of the Information.

This document is prepared by SCB Securities Company Limited ("SCBS") which is wholly-owned by The Siam Commercial Bank Public Company Limited ("SCB"). SCB has acted as Financial Advisor, Lead Arranger of Global Power Synergy Public Company Limited. Any opinions, news, research, analyses, prices, statements, forecasts, projections and/or other information contained in this document (the "Information") is provided as general information purposes only, and shall not be construed as individualized recommendation of an offer to buy or sell or the solicitation of an offer to buy or sell any securities. SCBS and/or its directors, officers and employees shall not be liable for any direct, indirect, incidental, special or consequential loss or damage, resulting from the use of or reliance on the Information, including without limitation to, damages for loss of profits. The investors shall use the Information in association with other information and opinion, including their own judgment in making investment decision. The Information is obtained from sources believed to be reliable, and SCBS cannot guarantee the accuracy, completeness and/or correctness of the Information.

This document is prepared by SCB Securities Company Limited ("SCBS") which is wholly-owned by The Siam Commercial Bank Public Company Limited ("SCB"). SCB Asset Management Company Limited ("SCBAM") which is wholly-owned by The Siam Commercial Bank Public Company Limited ("SCB"). SCB has acted as Financial Advisor of Digital Telecommunications Infrastructure Fund. SCBAM has acted as Fund Manager of Digital Telecommunications Infrastructure Fund. Any opinions, news, research, analyses, prices, statements, forecasts, projections and/or other information contained in this document (the "Information") is provided as general information purposes only, and shall not be construed as individualized recommendation of an offer to buy or sell or the solicitation of an offer to buy or sell any securities. SCBS and/or its directors, officers and employees shall not be liable for any direct, indirect, incidental, special or consequential loss or damage, resulting from the use of or reliance on the Information, including without limitation to, damages for loss of profits. The investors shall use the Information in association with other information and opinion, including their own judgment in making investment decision. The Information is obtained from sources believed to be reliable, and SCBS cannot guarantee the accuracy, completeness and/or correctness of the Information.

SCBS reserves the right to modify the Information from time to time without notice and in its sole discretion. This document is delivered to intended recipient(s) only and is not permitted to reproduce, retransmit, disseminate, sell, distribute, republish, circulate or commercially exploit the Information in any manner without the prior written consent of SCBS.

Futures and Options trading carry a high level of risk with the potential for substantial losses, and are not suitable for all persons. Before deciding to trade Futures and Options, you should carefully consider your financial position, investment objectives, level of experience, and risk appetite if Futures and Options trading are appropriate. The possibility exists that you could sustain a loss of some or all of your initial investment. You should be aware of all the risks associated with Futures and Options trading, and you are advised to rely on your own judgment while making investment decision and/or should seek advice from professional investment advisor if you have any doubts.

This document is delivered to intended recipient(s) only and is not permitted to reproduce, retransmit, disseminate, sell, distribute, republish, circulate or commercially exploit the Information in any manner without the prior written consent of SCBS.

Copyright©2012 SCB Securities Company Limited. All rights reserved.

CG Rating 2021 Companies with CG Rating

Companies with Excellent CG Scoring

AAV, ADVANC, AF, AH, AIRA, AKP, AKR, ALT, AMA, AMATA, AMATAV, ANAN, AOT, AP, ARIP, ARROW, ASP, AUCTION, AWC, AYUD, BAFS, BANPU, BAY, BBL, BCP, BCPG, BDMS, BEM, BGC, BGRIM, BIZ, BKI, BOL, BPP, BRR, BTS, BTW, BWG, CENTEL, CFRESH, CHEWA, CHO, CIMBT, CK, CKP, CM, CNT, COM7, COMAN, COTTO, CPALL, CPF, CPI, CPN, CRC, CSS, DDD, DELTA, DEMCO, DRT, DTAC, DUSIT, EA, EASTW, ECF, ECL, EE, EGCO, EPG, ETC, FPI, FPT, FSMART, GBX, GC, GCAP, GFPT, GGC*, GLAND, GLOBAL, GPI, GPSC, GRAMMY, GULF, GUNKUL, HANA, HARN, HMPRO, ICC, ICHI, III, ILINK, ILM, INTUCH, IP, IRPC, ITTEL, IVL, JSP, JWD, K, KBANK, KCE, KKP, KSL, KTB, KTC, LALIN, LANNA, LH, LHFG, LIT, LPN, MACO, MAJOR, MAKRO, MALEE, MBK, MBKET, MC, MCOT, METCO, MFEC, MINT, MONO, MOONG, MSC, MTC, MVP, NCL, NEP, NER, NKI, NOBLE, NSI, NVD, NWR, NYT, OISHI, OR, ORI, OSP, OTO, PAF, PCSGH, PDG, PDJ, PG, PHOL*, PLANB, PLANET, PLAT, PORT, PPS, PR9, PREB, PRG, PRM, PROUD, PSH, PSL, PTG, PTT, PTTEP, PTTGC, PYLON, Q-CON, QH, QTC, RATCH, RS, S, S & J, SAAM, SABINA, SAMART, SAMTEL, SAT, SC, SCB, SCC, SCCC, SCG, SCGP, SCM, SDC, SEAFCO, SEAOL, SE-ED, SELIC, SENA, SHR, SIRI, SIS, SITHAI, SMK, SMPK, SNC, SONIC, SPALI, SPI, SPRC, SPVI, SSSC, SST, STA, STEC*, STI, SUN, SUSCO, SUTHA, SVI*, SYMC, SYNTEC, TACC, TASCO, TCAP, TEAMG, TFMAMA, TGH, THANA, THANI, THCOM, THG, THIP, THRE, THREL, TIP*, TIPCO, TISCO, TK, TKT, TMT, TNDT, TNITY, TOA, TOP, TPBI, TQM, TRC, TRU, TRUE, TSC, TSR, TSTE, TSTH, TTA, TTB, TTCL, TTW, TU, TVD, TVI, TVO, TWPC, U, UAC, UBIS, UV, VGI, VIH, WACOAL, WAVE, WHA, WHAUP, WICE, WINNER, ZEN

Companies with Very Good CG Scoring

2S, 7UP, ABICO, ABM, ACE, ACG, ADB, AEONTS, AGE, AHC, AIT, ALL, ALLA, ALUCON, AMANAH, AMARIN, APCO, APCS, APURE, AQUA, ASEFA, ASIAN, ASK, ATP30, BA, BC, BEC, BFIT, BJCHI, BR, CBG, CGH, CHAYO, CHOTI, CI, CMC, CPL, CRD, CSP, DCC, ASAP, ASIA, ASIMAR, ASN, B, BAM, BCH, BEYOND, BJC, BLA, BROOK, CEN, CHARAN, CHG, CHOW, CIG, COLOR, CPW, CSC, CWT, DCON, DHOUSE, DOD, DOHOME, DV8, EASON, EFORL, ERW, ESSO, ESTAR, ETE, FE, FLOYD, FN, FNS, FORTH, FSS, FTE, FVC, GEL, GENCO, GJS, GYT, HPT, HPC, HTC, HYDRO, ICN, IFS, IMH, IND, INET, INSET, INSURE, IRC, IRCP, IT, ITD*, J, JAS, JCK, JCKH, JMART, JMT, KBS, KCAR, KEX, KGI, KIAT*, KISS, KOOL, KTIS, KUMWEL, KUN, KWC, KWM, L&E, LDC, LEO, LHK, LOXLEY, LRH, LST, M, MATCH, MBAX, MEGA, META, MFC*, MGT, MICRO, MILL, MITSIB, MK, MODERN, MTI, NBC, NCAP, NCH, NETBAY, NEX, NINE, NRF, NTV, OCC, OGC, PATO, PB, PICO, PIMO, PJW, PL, PM, PMTA, PPP, PPPM, PRIME, PRIN, PRINC, PSTC, PT, QLT, RBF, RCL, RICHY, RML, ROJNA, RPC, RT, RWI, S11, SA, SAK, SALEE, SAMCO, SANKO, SAPPE, SAWAD, SCI, SCN, SCP, SE, SFLEX, SFP, SFT, SGF, SIAM, SINGER, SKE, SKN, SKY, SLP, SMIT, SMT, SNP, SO, SORKON, SPA, SPC, SPCG, SR, SRICHA, SSC, SSF, STANLY, STGT, STOWER*, STPI, SUC, SWC, SYNEX, T, TAE, TAKUNI, TBSP, TCC, TCMC, TEAM, TFG, TFI, TIGER, TITLE, TKN, TKS, TM, TMC, TMD, TMI, TMILL, TNL, TNP, TOG, TPA, TPAC, TPCS, TPS, TRITN, TRT, TSE, TVT, TWP, UEC, UMI, UOBKH, UP, UPF, UPOIC, UTP, VCOM, VL, VNT, VPO, VRANDA, WGE, WIJK, WP, XO, XPG, YUASA

Companies with Good CG Scoring

A, AI, AIE, AJ, AMC, APP, AQ, ARIN, AS, AU, B52, BEAUTY, BGT, BH, BIG, BLAND, BM, BROCK, BSBM, BSM, BYD*, CCP, CITY, CMO, CPT, CSR, EKH, EP, FMT, GLOCON*, GSC, HTECH, IHL, INGRS, JAK, JTS, KASET, KK, KWG, LEE, BTNC, CAZ, CGD, CMAN, CMR, CRANE, D, EMC, F&D, GIFT, GREEN, GTB, HUMAN, IIG, INOX, JR, JUBILE, KCM, KKC, KYE, LPH, MATI, M-CHAI, MCS, MDX, MJD, MORE, MUD, NC, NDR, NFC, NNCL, NOVA, NPK, NUSA, OCEAN, PAF, PF, PK, PLE, PPM, PRAKIT, PRAPAT, PRECHA, PTL, RCI*, RJH, RP, RPH, RSP, SABUY, SF, SGP, SICT, SIMAT, SISB, SK, SMART, SOLAR, SPACK, SPG, SQ, SSP, STARK, STC, SUPER, SVOA, TC, TCCC, THMUI, TNH, TNR, TOPP, TPCH, TPIPL, TPIPP, TPLAS, TPOLY, TQR, TTI, TYCN, UKEM, UMS, UNIQ, UPA, UREKA, VIBHA, W, WIN, WORK, WPH, YGG, ZIGA

Corporate Governance Report

The material contained in this publication is for general information only and is not intended as advice on any of the matters discussed herein. Readers and others should perform their own independent analysis as to the accuracy or completeness or legality of such information. The Thai Institute of Directors, its officers, the authors and editor make no representation or warranty as to the accuracy, completeness or legality of any of the information contained herein. By accepting this document, each recipient agrees that the Thai Institute of Directors Association, its officers, the authors and editor shall not have any liability for any information contained in, or for any omission from, this publication.

The survey result is as of the date appearing in the Corporate Governance Report of Thai Listed Companies. As a result, the survey result may be changed after that date. SCB Securities Company Limited does not conform nor certify the accuracy of such survey result.

To recognize well performers, the list of companies attaining "Good", "Very Good" and "Excellent" levels of recognition

(Not including listed companies qualified in the "no announcement of the results" clause from 1 January 2020 to 26 October 2021) is publicized.

¹ TIP was voluntarily delisted from the Stock Exchange of Thailand effectively on July 24, 2021

² RCI was voluntarily delisted from the Stock Exchange of Thailand, effectively on July 16, 2021

* บริษัทหรือกรรมการหรือผู้บริหารของบริษัทที่มีข่าวด้านกฏการกีดกันผู้ถือหุ้น เช่น การกระทำความผิดเกี่ยวกับหลักทรัพย์ การทุจริต คอรัปชั่น เป็นต้น ซึ่งการใช้ข้อมูล CGR ควรตระหนักถึงข้อจำกัดดังกล่าวประกอบด้วย

Anti-corruption Progress Indicator

Certified (ได้รับการรับรอง)

2S, 7UP, ADVANC, AF, AI, AIE, AIRA, AKP, AMA, AMANAH, AMATA, AMATAV, AP, APCS, AQUA, ARROW, AS, ASIAN, ASK, ASP, AWC, AYUD, B, BAFS, BAM, BANPU, BAY, BBL, BCH, BCP, BCPG, BEB, BEYOND, BGC, BGRIM, BJCHI, BKI, BLA, BPP, BROOK, BRR, BSBM, BTS, BWG, CEN, CENTEL, CFRESH, CGH, CHEWA, CHOTI, CHOW, CIG, CIMBT, CM, CMC, COM7, COTTO, CPALL, CPF, CPI, CPN, CSC, DCC, DELTA, DEMCO, DIMET, DRT, DTAC, DUSIT, EA, EASTW, ECL, EGCO, EP, EPG, ERW, ESTAR, ETE, FE, FNS, FPI, FPT, FSMART, FSS, FTE, GBX, GC, GCAP, GEL, GFPT, GGC, GJS, GPI, GPSC, GSTEEL, GULF, GUNKUL, HANA, HARN, HEMP, HENG, HMPRO, HTC, ICC, ICHI, IFEC, IFS, INET, INSURE, INTUCH, IRC, IRPC, ITTEL, IVL, JKN, JR, K, KASET, KBANK, KBS, KCAR, KCE, KGI, KKP, KSL, KTB, KTC, KWC, KWI, L&E, LANNA, LH, LHFG, LHK, LPN, LRH, M, MAKRO, MALEE, MATCH, MBAX, MBK, MC, MCOT, META, MFC, MFEC, MILL, MINT, MONO, MOONG, MSC, MST, MTI, NATION, NBC, NEP, NINE, NKI, NNCL, NOBLE, NOK, NSI, NWR, OCC, OGC, ORI, PAP, PATO, PB, PCSGH, PDG, PDJ, PE, PG, PHOL, PK, PL, PLANB, PLANET, PLAT, PM, PPP, PPPM, PPS, PR9, PREB, PRG, PRM, PROS, PSH, PSL, PSTC, PT, PTECH, PTG, PTT, PTTEP, PTTGC, PYLON, Q-CON, QH, QLT, QTC, RATCH, RML, RWI, S & J, SAAM, SABINA, SAPPE, SAT, SC, SCC, SCCC, SCG, SSCP, SCM, SCN, SEAOL, SE-ED, SELIC, SENA, SGP, SINGER, SIRI, SITHAI, SKR, SMIT, SMK, SMPK, SNC, SNP, SORKON, SPACK, SPALI, SPC, SPI, SPRC, SRICHA, SSF, SSG, SSSC, SST, STA, STOWER, SUSCO, SVI, SYMC, SYNTEC, TAE, TAKUNI, TASCO, TCAP, TCMC, TFG, TFI, TFMAMA, TGH, THANI, THCOM, THIP, THRE, THREL, TIDLOR, TIPCO, TISCO, TKS, TKT, TMD, TMILL, TMT, TNITY, TNL, TNP, TNR, TOG, TOP, TOPP, TPA, TPCS, TPP, TRU, TRUE, TSC, TSTE, TSTH, TTA, TTB, TTCL, TU, TVD, TVI, TVO, TWPC, U, UBE, UBIS, UEC, UKEM, UOBKH, UPF, UV, VGI, VIH, WACOAL, WHA, WHAUP, WICE, WIJK, XO, YUASA, ZEN, ZIGA

Declared (ประกาศเจตนาสมัคร)

AH, AJ, ALT, APCO, B52, BEC, CHG, CI, CPL, CPR, CPW, CRC, DDD, DHOUSE, DOHOME, ECF, EKH, ETC, EVER, FLOYD, III, ILM, INOX, JTS, KEX, KUMWEL, LDC, MAJOR, MEGA, NCAP, NOVA, NRF, NUSA, NYT, OR, PIMO, PLE, RS, SAK, SIS, STECH, STGT, SUPER, TKN, TMI, TQM, TSI, VARO, VCOM, VIBHA, WIN

N/A

3K-BAT, A, A5, AAV, ABICO, ABM, ACAP, ACC, ACE, ACG, ADB, ADD, AEONTS, AFC, AGE, AHC, AIT, AJA, AKR, ALL, ALLA, ALPHAX, ALUCON, AMARIN, AMC, AMR, ANAN, AOT, APEX, APP, APURE, AQ, ARIN, ARIP, ASAP, ASEFA, ASIA, ASIMAR, ASN, ASW, ATP30, AU, AUCTION, BA, BBGI, BBIK, BC, BCT, BDMS, BEAUTY, BEM, BFIT, BGT, BH, BIL, BIOTEC, BIS, BIZ, BJC, BKD, BLAND, BLISS, BM, BOL, BR, BRI, BROCK, BSM, BTNC, BTW, BUI, BYD, CAZ, CBG, CCET, CCP, CEYE, CGD, CHARAN, CHAYO, CHO, CITY, CIVIL, CK, CKP, CMAN, CMO, CMR, CNT, COLOR, COMAN, CPANEL, CPH, CPT, CRANE, CRD, CSP, CSR, CSS, CTW, CV, CWT, D, DCON, DITTO, DMT, DOD, DPAINT, DTIC, DV8, EASON, EE, EFORL, EMC, ESSO, F&D, FANCY, FMT, FN, FORTH, FTI, FVC, GENCO, GIFT, GL, GLAND, GLOBAL, GLOCON, GLORY, GRAMMY, GRAND, GREEN, GSC, GTB, GYT, HFT, HL, HPT, HTECH, HUMAN, HYDRO, ICN, IHL, IIG, IMH, IND, INGRS, INSET, IP, IRCP, IT, ITD, J, JAK, JAS, JCK, JCKH, JCT, JDF, JMART, JMT, JP, JUBILE, JWD, KAMART, KC, KCC, KCM, KDH, KIAT, KISS, KK, KKC, KOOL, KTIS, KUN, KWM, KYE, LALIN, LEE, LEO, LIT, LOXLEY, LPH, LST, MACO, MANRIN, MATI, MAX, M-CHAI, MCS, MDX, MENA, METCO, MGT, MICRO, MIDA, MITSIB, MJD, MK, ML, MODERN, MORE, MPIC, MUD, MVP, NC, NCH, NCL, NDR, NER, NETBAY, NEW, NEWS, NEX, NFC, NPK, NSL, NTV, NV, NVD, OHTL, OISHI, ONEE, OSP, OTO, PACE, PACO, PAE, PAF, PEACE, PERM, PF, PICO, PIN, PJW, PLUS, PMTA, POLAR, POMPU, PORT, POST, PPM, PRAKIT, PRAPAT, PRECHA, PRIME, PRIN, PRO, PROEN, PROUD, PSG, PTC, PTL, RAM, RBF, RCL, RICHY, RJH, ROCK, ROH, ROJNA, RP, RPC, RPH, RSP, RT, S, S11, SA, SABUY, SAFARI, SALEE, SAM, SAMART, SAMCO, SAMTEL, SANKO, SAUCE, SAWAD, SAWANG, SCB, SCI, SCP, SDC, SE, SEAFCO, SECURE, SENAJ, SF, SFLEX, SFP, SFT, SGF, SHANG, SHR, SIAM, SICT, SIMAT, SISB, SK, SKE, SKN, SKY, SLM, SLP, SMART, SMD, SMT, SNNP, SO, SOLAR, SONIC, SPA, SPCG, SPG, SPVI, SQ, SR, SSC, SSS, STANLY, STARK, STC, STEC, STHAI, STI, STPI, SUC, SUN, SUTHA, SVH, SVOA, SVT, SWC, SYNEX, TACC, TAPAC, TC, TCC, TCCC, TCJ, TCOAT, TEAM, TEAMG, TFM, TGPRO, TH, THAI, THANA, THE, THG, THL, THMUI, TIGER, TIPH, TITLE, TK, TKC, TM, TMC, TMW, TNDT, TNPC, TOA, TPAC, TPBI, TPCH, TPIPL, TPIPP, TPLAS, TPOLY, TPS, TQR, TR, TRC, TRITN, TRT, TRUBB, TRV, TSE, TSF, TSR, TTI, TTT, TTW, TVT, TWP, TWZ, TYCN, UAC, UMI, UMS, UNIQ, UP, UPA, UPOIC, UREKA, UTP, UVAN, VL, VNG, VPO, VRANDA, W, WAVE, WFX, WGE, WINMED, WINNER, WORK, WORLD, WP, WPH, XPG, YGG

Explanations

Companies participating in Thailand's Private Sector Collective Action Coalition Against Corruption programme (Thai CAC) under Thai Institute of Directors (as of April 5, 2022) are categorised into: companies that have declared their intention to join CAC, and companies certified by CAC.