



Market today

“Inflation up, higher interest rates pressure the market”

The SET is under pressure from high inflation that is leading central banks to step up rates more rapidly. Keep an eye on the ECB meeting today, as it is expected to signal a raise in interest rates. The SET has supports at 1,630, and a drop below this is a negative signal; next support is at 1622. Resistance is pegged at 1,640 to 1,650.



Today's highlights

- The Fed in Atlanta released its GDP tracker, which shows expectations of 2Q22 GDP growth of 0.9% (formerly 1.3%) after 1Q22 shrank 1.5%, putting the country at risk of a technical economic recession.
- The ECB meeting today is expected to signal a raise in interest rate and ending of QE within 3Q22.
- The MPC vote was not unanimous but the majority voted to keep interest rate at 0.5%, looking at the timing for stepping up the rate. It adjusted its 2022 GDP growth forecast to 3.3% from 3.2% and 2023 to 4.2% from 4.4%.



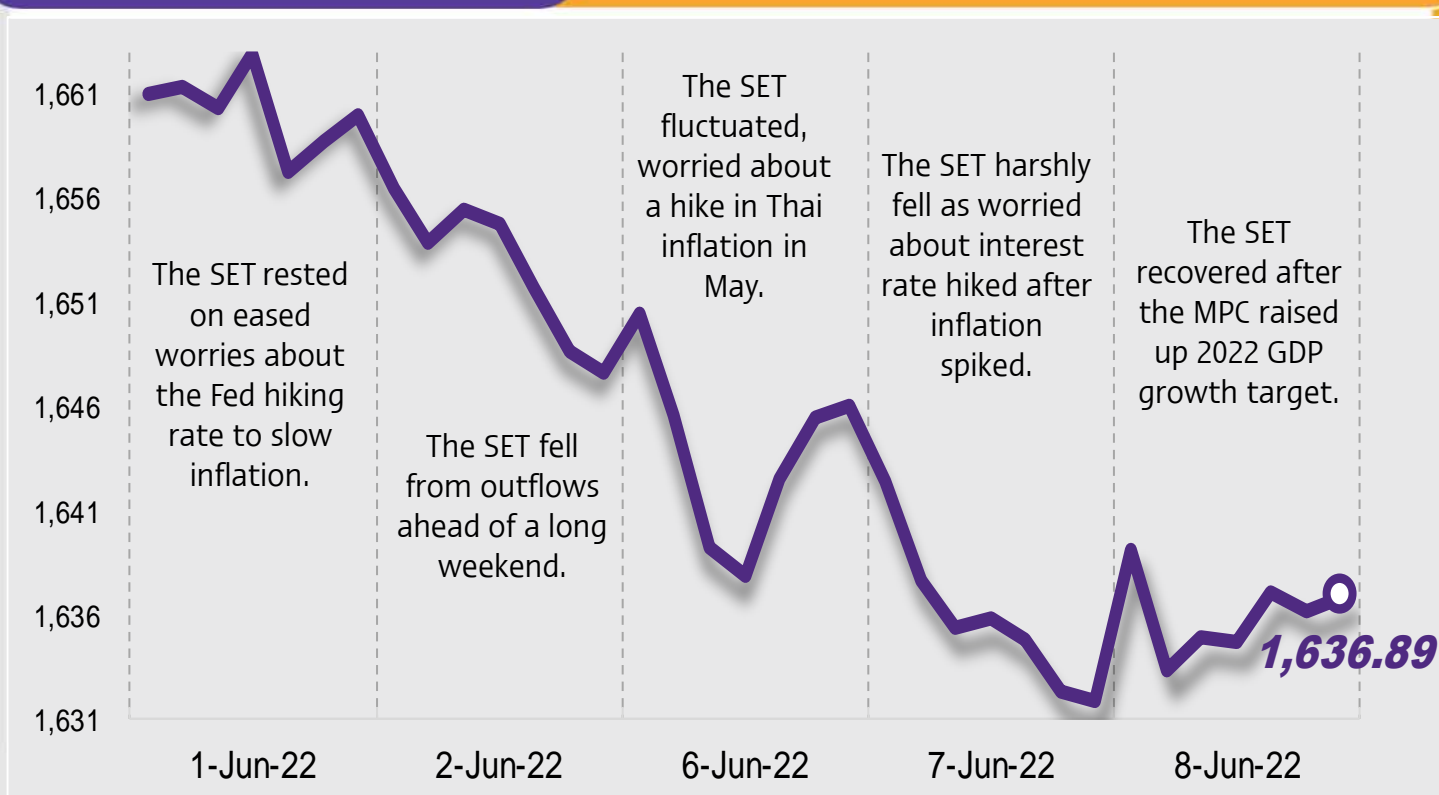
Strategy today

We see economic risk as still at a high level as economic indicators from June to the end of the year will tend to be slowed by the energy crisis and steady rise in food prices due to tight supply. We suggest “selective buy” in good quality stocks or in those with a specific positive story.

See the end of this report for disclaimer

Support - Resistances

1630/1622– 1640/1650



Trading today

Weekly portfolio: We continue to suggest very cautious investment, therefore we recommend investing in good quality defensive stocks or in companies with specific positive factors:

- 1) stocks whose earnings have good momentum or whose 2Q22 earnings will continue to improve – IVL, AMATA, MTC, CPALL and OSP;
- 2) stocks benefitting from the move up in 10-year US bond yield – BLA;
- 3) stocks that benefit from a weaker Thai baht and/or from rising food prices – GFPT and CPF.



Daily focus

AOT: earnings are likely to recover as the number of foreign tourists has risen (April +39%MoM and May +81%MoM) after travel restrictions were lifted and stock price is still 6% below pre-COVID-19 level and lags others in the tourism sector, which have risen by 2-20%.

PTTEP: benefits from a tight world oil market after a loss of supply due to Russian-Ukraine war while demand is recovering, and many countries are easing lockdowns, expecting to give good earnings for the rest of the year as oil price is stable and hedging losses are poised to come down.

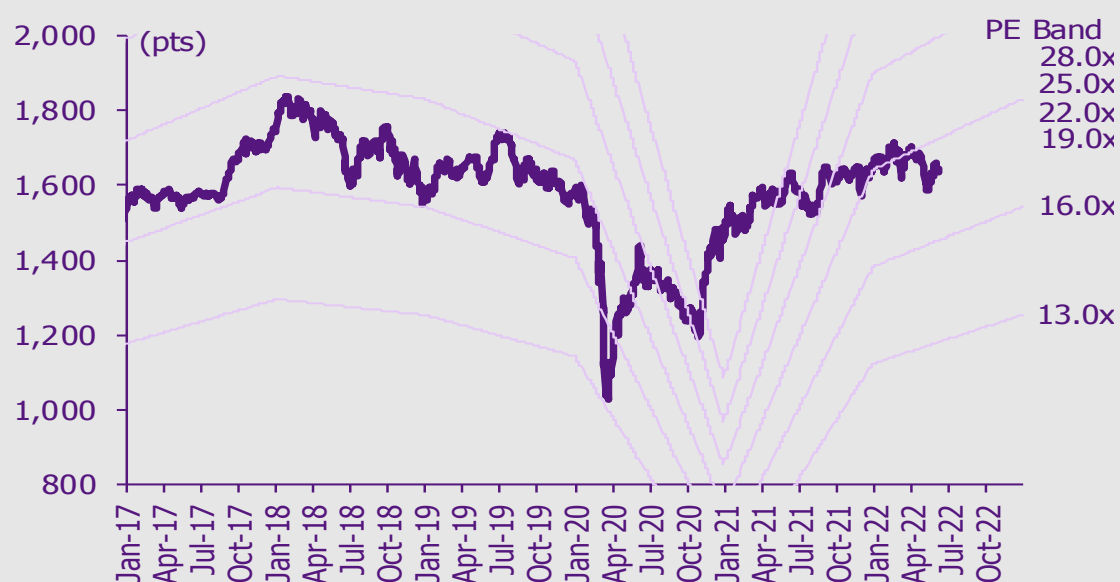
Today's reports

Tourism – Checking in Thailand's reopening

What to watch

Date	Event
6 Jun	Economic release: JP – Consumer confidence for May
7 Jun	Economic release: JP – Household spending for Apr, US – Trade balance for Apr
8 Jun	Economic release: EU – Revised GDP for 1Q22, US – Crude oil inventories Event: BoT's MPC meeting
9 Jun	Economic release: US – Unemployment claims Event: ECB meeting
10 Jun	Economic release: JP – PPI for May, CN – CPI and PPI for May, retail sales, industrial production and unemployment rate for May, US – CPI for May

SET Index movement



See the end of this report for disclaimer

SET index series

Index	8 Jun (pts)	Chg (pts)	Chg (%)	Value (Btmn)
SET	1,636.89	4.97	0.30	57,187.70
SET50	988.66	2.59	0.26	29,497.02
SET100	2,249.84	6.57	0.29	36,905.48
sSET	1,107.07	5.04	0.46	3,370.88
SETCLMV	1,031.36	2.00	0.19	21,353.45
SETHD	1,184.99	1.76	0.15	12,223.28
SETTHSI	1,033.28	2.44	0.24	31,186.27
SETWB	987.19	(0.62)	(0.06)	10,724.29
mai	642.25	9.30	1.47	5,478.97

Trading summary by investor type

(Btmn)	8 Jun	WTD	MTD	YTD
Foreign				
Net	(1,351)	(3,148)	(6,550)	135,467
Breakdown (%)	48.23	47.23	47.85	46.30
Institution				
Net	206	(1,825)	(1,544)	(92,396)
Breakdown (%)	6.11	7.08	7.15	7.80
PropTrade				
Net	(82)	396	1,100	2,546
Breakdown (%)	7.87	7.51	7.40	8.62
Individual				
Net	1,227	4,577	6,994	(45,617)
Breakdown (%)	37.79	38.18	37.61	37.28

% of total trade value for each investor type

S50 futures trading by foreign investors

(Contract)	8-Jun	WTD	MTD	YTD
Foreign	(2,409)	(34,206)	(29,535)	43,595
Institution	2,522	11,432	8,347	22,913
Customer	(113)	22,774	21,188	(66,508)















Bond trading by foreign investors

(Btmn)	8-Jun	WTD	MTD	YTD
Buy	2,129	7,435	18,450	601,638
Sell	2,140	11,764	23,154	483,154
Net	-11	-4,330	-4,704	118,484

Investment Strategy Department

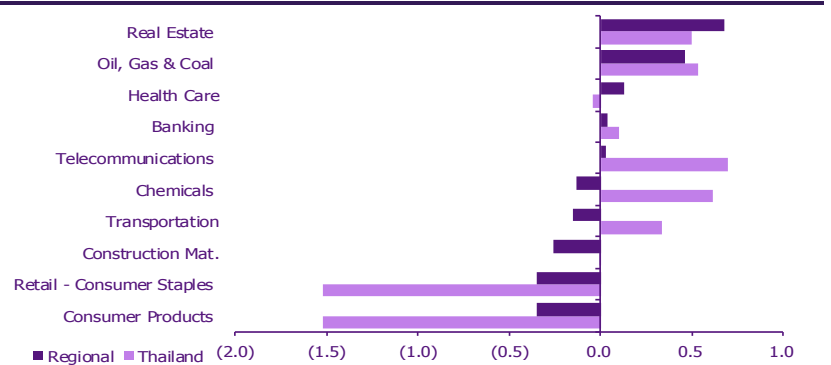
Market update

Global market movement

	8-Jun	Index	Chg (pts)	Performance (%)				PE (x)		EPS gth (%)		PBV (x)		ROE (%)	
				1D	WTD	MTD	YTD	22F	23F	22F	23F	22F	23F	22F	23F
S&P 500		4,116	(44.91)	(1.1)	0.2	(0.4)	(13.6)	18.0	16.5	17.8	9.2	3.8	3.4	21.5	28.6
Euro Stoxx 600		440	(2.51)	(0.6)	0.1	(0.7)	(9.7)	12.8	12.2	22.3	5.2	1.7	1.6	11.5	11.4
Japan		28,234	290.34	1.0	1.7	3.5	(1.9)	15.9	14.9	0.6	7.2	1.7	1.6	9.8	10.2
Hang Seng		22,015	482.92	2.2	4.4	2.8	(5.9)	11.2	9.7	(25.4)	15.6	1.1	1.1	11.3	11.2
MSCI Asia x J		681	0.00	0.0	0.4	(1.0)	(13.7)	12.9	11.4	3.7	12.7	1.5	1.4	11.7	11.6
Philippines		6,770	15.61	0.2	0.4	(0.1)	(5.0)	16.3	13.8	22.0	18.0	1.6	1.5	8.6	10.3
Indonesia		7,193	52.27	0.7	0.1	0.6	9.3	16.8	15.5	29.6	8.0	2.2	2.0	(10.6)	(9.6)
Malaysia		1,524	(2.07)	(0.1)	(0.9)	(2.9)	(2.8)	14.7	13.2	(0.4)	11.4	1.5	1.4	10.3	11.1
Thailand		1,637	4.97	0.3	(0.7)	(1.6)	(1.3)	17.0	15.4	11.7	10.4	1.7	1.6	8.2	8.8
Asean 4 - simple avg.				0.3	(0.2)	(1.0)	0.1	16.2	14.5	15.7	12.0	1.7	1.6	4.1	5.1
China		3,264	22.03	0.7	2.1	2.4	(10.3)	11.1	9.6	18.9	16.5	1.3	1.2	11.1	11.0
India		54,892	(214.85)	(0.4)	(1.6)	(1.2)	(5.8)	19.8	16.9	19.2	16.8	3.0	2.6	15.2	15.6
Singapore		3,226	(5.74)	(0.2)	(0.2)	(0.2)	3.3	12.8	11.2	9.5	14.7	1.1	1.0	8.8	9.6
Taiwan		16,671	157.63	1.0	0.7	(0.8)	(8.5)	11.5	11.6	9.2	(0.4)	2.1	2.0	20.1	18.3
Korea		2,626	(0.19)	(0.0)	(1.7)	(2.2)	(11.8)	10.6	9.1	3.5	16.3	1.0	0.9	7.2	13.3
Others				0.2	(0.1)	(0.4)	(6.6)	13.2	11.7	12.1	12.8	1.7	1.5	12.5	13.5

Regional sector movement

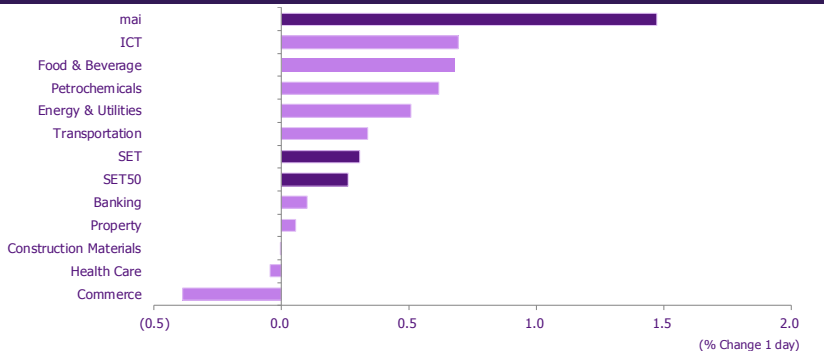
	Price performance (%) *			
	8-Jun	WoW	MoM	YTD
Banking	0.04	(0.66)	(3.57)	(6.60)
Chemicals	(0.13)	0.88	4.84	(2.86)
Construction Mat.	(0.26)	(0.31)	(1.98)	(2.54)
Consumer Products	(0.35)	(0.97)	(0.35)	(7.73)
Health Care	0.13	0.28	(1.40)	(9.41)
Oil, Gas & Coal	0.46	2.25	9.77	7.04
Real Estate	0.68	0.38	(1.69)	(12.03)
Retail - Consumer Staples	(0.35)	(0.97)	(0.35)	(7.73)
Telecommunications	0.03	(0.11)	(2.68)	(9.89)
Transportation	(0.15)	(0.03)	2.78	(0.54)



* Regional sector price performances (%) are based on US\$ and Thai sector price performances (%) are based on baht

Thailand sector movement

	Price performance (%)			
	8-Jun	WoW	MTD	YTD
Banking	0.10	(1.49)	(1.73)	(10.81)
Commerce	(0.39)	(3.11)	(3.70)	(0.17)
Construction Materials	(0.00)	(1.53)	(2.23)	(6.51)
Energy & Utilities	0.51	(0.05)	(0.20)	3.81
Food & Beverage	0.68	(0.47)	(0.10)	0.36
Health Care	(0.04)	(4.68)	(4.41)	11.45
ICT	0.69	(2.09)	(2.35)	0.72
Petrochemicals	0.62	0.74	0.49	(2.28)
Property	0.05	(1.39)	(1.50)	1.50
Transportation	0.34	(1.19)	(1.56)	6.63
SET	0.30	(1.39)	(1.59)	(1.25)
SET50	0.26	(1.35)	(1.35)	(0.21)
MAI	1.47	1.05	0.17	10.33



10 Most active stocks by value

Stock	Price (Bt)	Value (Btmn)	Chg (%)
BANPU	13.00	2,098.32	(2.26)
PTTEP	170.00	1,910.41	0.59
ADVANC	211.00	1,749.03	(0.47)
CPALL	63.75	1,381.38	(0.39)
KBANK	144.50	1,302.56	0.35
PTT	38.00	1,218.46	0.00
BDMS	25.00	1,194.65	0.00
GUNKUL	6.05	1,155.98	2.54
TOP	60.75	1,147.09	2.10
CPF	26.50	1,037.68	1.92

Top 10 gainers

Stock	Price (Bt)	Value (Btmn)	Chg (%)
L&E	2.60	30.40	30.00
NFC	4.72	8.61	29.67
M-PAT	4.92	0.00	24.24
BTNC	14.30	3.89	23.28
VARO	14.40	170.86	18.03
NC	15.70	15.27	17.16
TU-PF	1.24	0.01	16.98
AFC	15.20	312.52	13.43
FANCY	0.96	7.92	11.63
T CJ	6.85	166.19	10.48

Top 10 losers

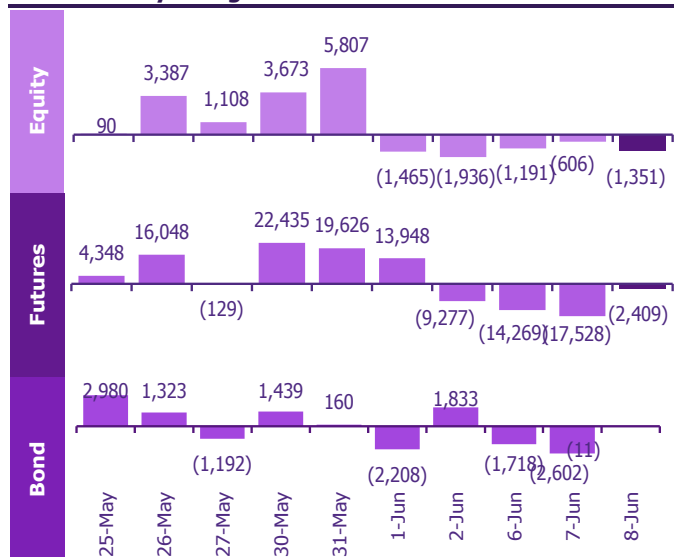
Stock	Price (Bt)	Value (Btmn)	Chg (%)
TPP	24.60	7.70	(12.14)
KC	0.51	11.54	(7.27)
SOLAR	1.27	157.06	(6.62)
NEW	57.00	0.02	(6.56)
Q-CON	5.30	3.37	(5.36)
BJC	34.25	603.06	(4.86)
CSR	60.00	0.19	(4.76)
TRITN	0.20	11.52	(4.76)
SRICHA	13.60	21.40	(4.23)
GEL	0.23	1.05	(4.17)

Fund flow monitor

Regional foreign fund flows to equity

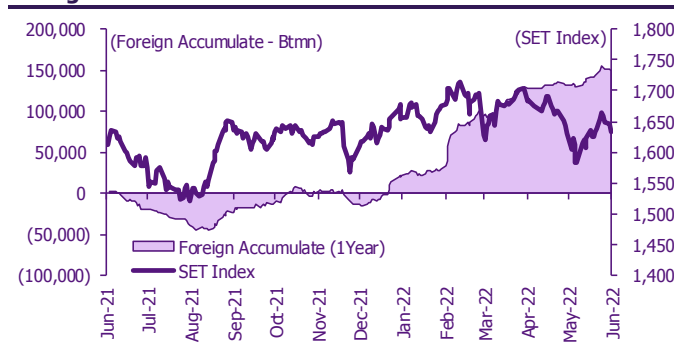
(US\$ Mn)	Thailand	Indonesia	Philippines	Malaysia	Vietnam	India	Taiwan	South Korea	Japan
Daily									
8-Jun-22	(39)	39	(3)		12		118	(78)	
7-Jun-22	(18)	(43)	(10)	(7)	7	(288)	(559)	(244)	
6-Jun-22	(35)	27	(5)		2	(239)	(104)		
3-Jun-22		22	0	(2)	(8)	(476)		(126)	
2-Jun-22	(57)	24	(6)	(15)	(23)	(74)	(312)	(115)	
Weekly									
WTD	(91)	23	(18)	(7)	21	(527)	(544)	(322)	7
3-Jun-22	178	327	(19)	109	85	(477)	1,093	971	0
27-May-22	201	111	(188)	(19)	(17)	(1,107)	296	(250)	7
20-May-22	271	(10)	(10)	6	(6)	(637)	85	347	32
13-May-22	(83)	(626)	(80)	13	73	(2,286)	(1,370)	(684)	(2,654)
Monthly									
MTD	(191)	69	(34)	1	16	(1,170)	(1,228)	(563)	0
May-22	592	(243)	(350)	18	138	(4,871)	57	170	(1,993)
Apr-22	321	2,783	(99)	193	170	(3,816)	(9,102)	(4,963)	29,604
Mar-22	1,006	584	(204)	783	(174)	(3,693)	(9,428)	(3,640)	(15,202)
YTD	4,092	4,838	(602)	1,753	2	(23,385)	(27,573)	(11,854)	10,129

Thailand daily foreign net flows

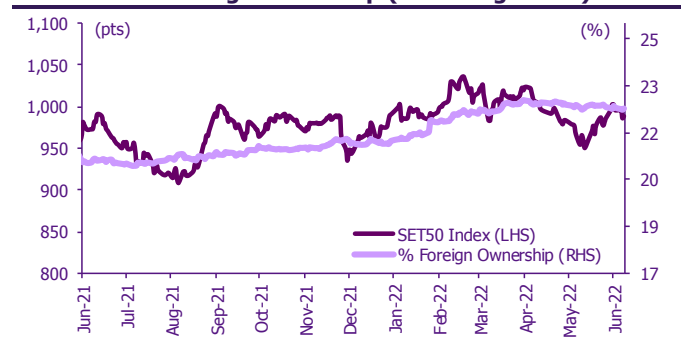


	Equity (Btmn)	SET50 futures (Contract)	Bond (Btmn)*	Bond (Btmn)
Daily				
8-Jun-22	(1,351)	(2,409)	(475)	(11)
Weekly				
WTD	(3,148)	(34,206)	(6,765)	(4,330)
2-Jun-22	6,079	46,732	9,334	1,224
27-May-22	6,870	43,576	8,564	20,403
20-May-22	9,362	67,365	13,066	12,605
13-May-22	(2,886)	(15,510)	(2,942)	2,346
Monthly				
MTD	(6,550)	(29,535)	(5,820)	(4,704)
May-22	20,284	109,007	21,576	30,012
Apr-22	10,869	(66,776)	(13,291)	7,617
Mar-22	33,530	39,723	8,382	(66,967)
Quarterly				
QTD	24,603	12,696	2,465	32,925
1Q22	110,864	30,899	6,488	85,559
4Q21	28,128	44,270	8,986	110,523
3Q21	(443)	6,232	1,282	21,383
2Q21	(46,593)	(7,583)	(994)	76,603
YTD				
2021	(48,578)	27,284	6,522	212,522
2020	(264,386)	(6,281)	(1,767)	(35,245)

Foreign net flow and SET movement



SET50 and its foreign ownership (excluding NVDR)



Foreign buy/sell activity monitor

Most foreign holding value change

	Fgn hld (%)	Δ Fgn (M.shares)	Buy* (Btmn)
TOP	15.57	4.80	286
JMT	5.76	2.82	210
MINT	30.30	5.98	206
KTB	10.80	8.96	140
SPRC	69.17	8.92	116
BH	23.21	0.53	92
KBANK	42.56	0.57	82
COM7	7.35	1.78	62
CRC	14.24	1.20	44
AEONTS	47.40	0.21	38

Top-5 NVDR net buy/sell

	Fgn hld (%)	Δ Fgn (M.shares)	Sell* (Btmn)	Buy* (Btmn)	Sell* (Btmn)
PTTEP	16.22	(2.70)	(456)	295	(265)
CPALL	33.68	(6.98)	(447)	177	(218)
ADVANC	35.94	(1.41)	(299)	109	(178)
SCB	18.91	(2.66)	(289)	98	(135)
PTT	9.08	(3.37)	(128)	82	(129)
HMPRO	13.54	(7.90)	(111)	79	(124)
BCH	8.64	(3.79)	(73)	64	(117)
AOT	9.03	(0.97)	(67)	61	(99)
BDMS	21.86	(2.09)	(52)	61	(97)
CPF	26.39	(1.94)	(50)	58	(93)
BANPU				295	(265)
TOP				177	(218)
COM7				109	(178)
EA				98	(135)
RATCH				82	(129)
IRPC				79	(124)
SCB				64	(117)
ARIN				61	(99)
GPSC				61	(97)
NEX				58	(93)
AOT					(265)
BJC					(218)
ADVANC					(178)
GUNKUL					(135)
KTB					(129)
TRUE					(124)
TISCO					(117)
BH					(99)
BDMS					(97)
MTC					(93)

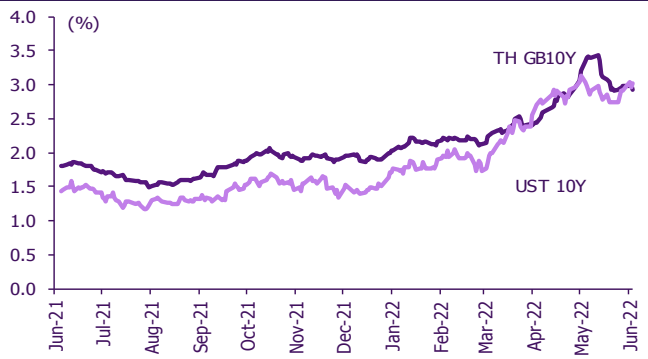
* SCBS Investment Research estimates

Multi-asset price update

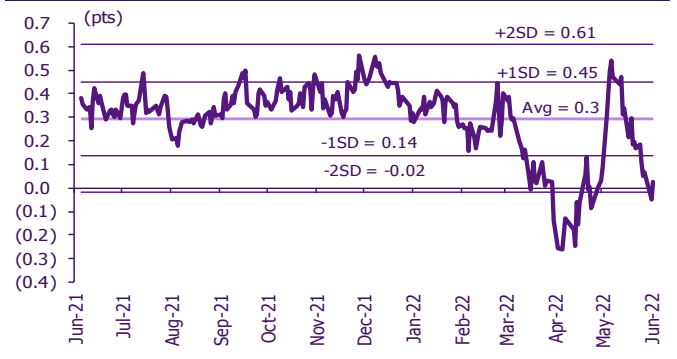
Key indicator update

	Close	8-Jun	WoW	MoM	YoY	YTD
Financial market condition						
VIX Index	23.96	(0.25)	(6.73)	(31.05)	40.36	39.14
Europe CDS (bps)	90.061	1.15	1.27	(7.65)	41.07	42.18
LIBOR OIS Spread (bps)	0.12393	(2.45)	(1.73)	(4.91)	7.37	3.38
TED Spread (bps)	0.4548	1.03	(5.54)	(14.38)	34.96	27.61
Exchange rate						
Dollar Index	102.55	0.21	0.00	(1.17)	13.77	7.19
USD/THB	34.51	0.25	0.49	(0.27)	10.61	3.95
EUR/USD	1.07	0.11	0.63	1.49	(11.95)	(5.72)
USD/JPY	134.20	1.21	3.12	2.95	22.59	16.62
Bond: (Change in basis points)						
TH Gov Bond 2Y	1.62%	(1.09)	2.79	(0.02)	109.47	96.10
TH Gov Bond 10Y	2.93%	(6.71)	(2.21)	(40.96)	110.02	103.63
US Gov Bond 2Y	2.79%	4.13	13.65	18.22	263.56	206.01
US Gov Bond 10Y	3.03%	3.88	11.58	(0.33)	150.64	151.91
Commodities						
CRB Index	633.33	0.00	0.82	0.75	14.21	9.51
Gold (US\$/oz)	1,853.35	0.11	0.43	0.00	(2.07)	1.32
Gross Refining Margin (US\$/bbl)	35.77	0.00	(1.78)	32.09	n.m.	485.43
Dubai Crude (US\$/bbl)	115.29	0.00	6.62	(12.15)	63.85	57.53
NYMEX Crude (US\$/bbl)	122.11	2.26	5.94	18.45	74.32	152.09
Baltic Dry Index (pts)	2,410.00	(4.14)	(8.47)	(14.87)	(0.41)	8.71

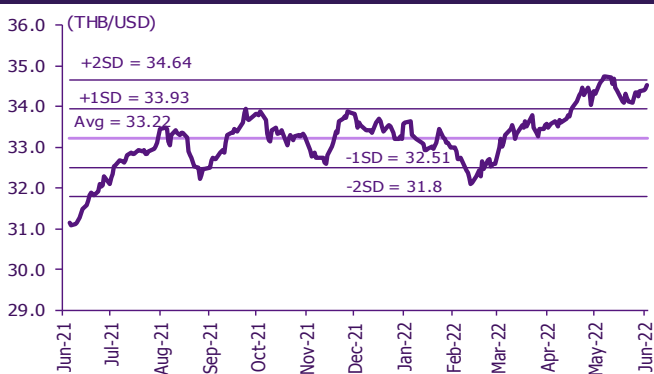
Thai and US 10-year government bond yield



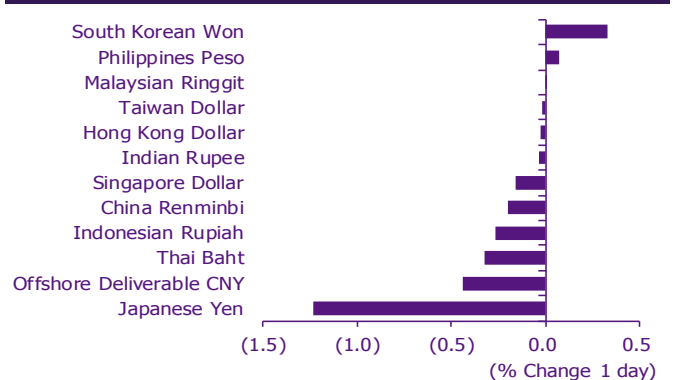
Thai and US 10-year government bond spread



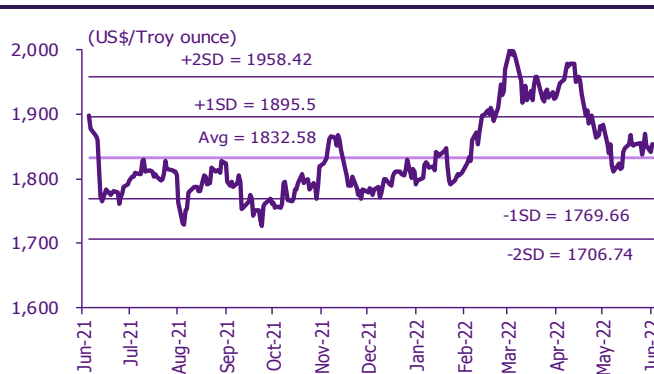
THB/USD exchange rate



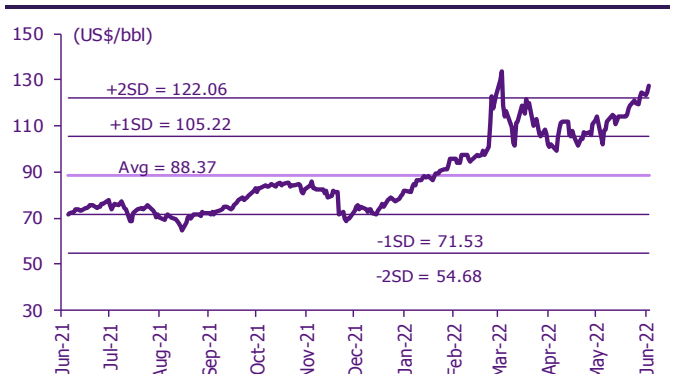
Regional foreign exchange rate spot return



Gold



Brent crude



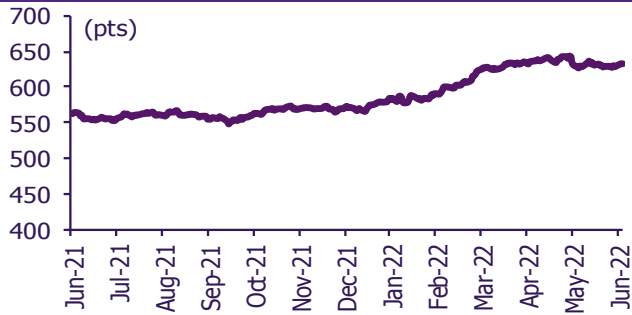
Commodities daily price update

	As of 8-Jun-22	-1W %	Avg. Price QTD in 2022	% QoQ	% YoY	Avg. Price in '21	% YoY	Avg. Price in '22	% YoY	Update
CRB Index	633.33	0.6	635.05	5.2	18.1	535.54	36.83	617.34	15.3	Daily
Energy Prices										
Crude Oil - Dubai (US\$/bbl)	120.24	2.7	106.88	10.4	60.9	68.86	63.18	101.20	47.0	Daily
Brent Crude (US\$/bbl)	127.18	6.1	110.93	11.5	61.6	70.52	66.54	104.47	48.1	Daily
West Texas Int. Cushing (US\$/bbl)	122.11	6.5	107.56	13.3	56.7	68.06	72.51	100.41	47.5	Daily
Crude Oil - Asia-Pacific Tapis Oil Spot (US\$/bbl)	131.20	2.0	116.41	11.8	69.6	71.82	61.89	109.48	52.4	Daily
Natural Gas Henry Hub (US\$/mmBTU)	8.61	4.0	7.74	69.7	190.2	3.13	30.17	5.94	90.0	Daily
Coal Price NEX (US\$/MT)	421.18	3.7	362.40	34.0	241.1	138.28	135.73	310.28	124.4	Friday
Oil Product Prices and Gross Refinery Margin										
Gas Oil 500 ppm Sulfur Singapore (US\$/bbl)	163.52	0.3	142.82	28.2	96.9	76.20	52.83	125.01	64.0	Daily
Gas Oil - Dubai (US\$/bbl)	43.28	(5.9)	35.94	147.4	489.2	7.34	(4.17)	23.81	224.3	Daily
Gasoline, 92 RON Spot (US\$/bbl)	152.43	6.5	133.28	19.7	81.1	76.66	75.97	120.11	56.7	Daily
Gasoline - Dubai (US\$/bbl)	32.19	23.7	26.40	100.2	269.4	7.80	472.22	18.91	142.6	Daily
Fuel Oil 180 Singapore Spot (US\$/bbl)	96.62	(7.3)	100.76	(9.5)	73.0	61.57	60.99	91.68	48.9	Daily
Fuel Oil - Dubai (US\$/bbl)	(23.62)	83.3	(6.12)	(49.5)	(25.3)	-7.29	84.36	(9.52)	30.7	Daily
Jet Kerosene - Spot Price (US\$/bbl)	158.82	3.0	137.12	26.6	96.2	73.98	60.45	120.81	63.3	Daily
Jet Kerosene - Dubai (US\$/bbl)	38.58	4.0	30.25	163.7	776.7	5.12	31.00	19.61	283.0	Daily
SG Dubai Hydrocracking Refinery Margin (US\$/bbl)	30.12	0.0	24.18	164.7	3,053.1	2.00	467.16	13.48	575.1	Daily
Olefins Product Prices and Spread										
Ethylene, FOB Japan Spot (US\$/MT)	1,080	(1.8)	1,205	0.0	19.0	1,010	39.56	1,153	14.2	Tuesday
Ethylene Spread (US\$/MT)	221	1.6	300	384.6	(26.1)	361	5.77	260	(27.9)	Daily
Propylene (Olefins), FOB Japan Spot (US\$/MT)	1,025	1.0	1,113	1.6	6.7	1,005	27.27	1,104	9.8	Tuesday
Propylene Spread (US\$/MT)	166	25.3	208	(2.3)	(52.3)	356	(12.55)	211	(40.9)	Daily
Naphtha - Singapore Spot FOB (US\$/MT)	859	(2.7)	905	2.5	49.1	649	69.72	893	37.6	Daily
Polyolefins Prices and Spread										
Polye HDPE SE Asia (US\$/MT)	1,230	(2.4)	1,365	32.0	(61.3)	1,179	33.19	1,324	12.3	Tuesday
HDPE-Naphtha Spread (US\$/MT)	371	(1.7)	459	317.2	(20.5)	530	5.43	431	(18.8)	Daily
Polye LDPE-Film, CFR SE Asia Spot (US\$/MT)	1,600	(1.8)	1,706	5.9	(47.6)	1,525	51.71	1,652	8.3	Tuesday
LDPE-Naphtha Spread (US\$/MT)	741	(0.9)	801	86.2	(13.0)	876	40.66	759	(13.4)	Daily
PP Film, Spot South East Asia (US\$/MT)	1,240	(0.8)	1,355	3.6	2.8	1,298	35.78	1,329	2.4	Tuesday
PP Spread (US\$/MT)	381	3.7	450	(100.0)	(36.7)	649	13.18	436	(32.9)	Daily
MEG Prices and Spread										
MEG, CFR South East Asia (US\$/MT)	635	3.3	647	(6.2)	0.1	679	(88.71)	671	(1.2)	Tuesday
MEG Spread (US\$/MT)	-35	(48.4)	-100	11,839.4	(646.9)	53	120.79	-44	n.m.	Tuesday
Aromatics Product Prices and Spread										
Paraxylene, FOB USG Spot (US\$/MT)	1,700	7.6	1,413	23.0	54.4	894	56.10	1,263	(54.0)	Tuesday
Paraxylene Spread (US\$/MT)	690	15.8	514	54.5	46.1	310	342.73	411	32.4	Tuesday
Paraxylene - 92 RON Spread (US\$/MT)	400	11.3	276	31.5	(4.0)	241	362.24	239	47.7	Daily
Toluene, FOB Korea Spot (US\$/MT)	1,150	4.1	1,069	20.9	46.1	728	111.96	964	(51.2)	Tuesday
Benzene, CFR Japan Spot (US\$/MT)	1,390	5.3	1,227	12.3	26.6	931	87.66	1,150	(61.8)	Tuesday
Benzene Spread (US\$/MT)	640	16.7	429	43.2	0.2	352	117.03	355	1.0	Daily
Benzene - 92 RON Spread (US\$/MT)	90	(9.5)	90	(41.4)	(73.7)	277	122.54	126	(54.6)	Daily
Condensate (US\$/MT)	1,010	2.6	900	10.2	59.5	584	61.01	852	46.0	Daily
PTA Prices and Spread										
PTA, CFR South East Asia (US\$/MT)	1,015	2.0	973	14.5	39.0	705	48.18	903	28.1	Tuesday
PTA Spread (US\$/MT)	-124	95.0	26	(67.3)	(69.8)	106	15.15	57	(46.3)	Tuesday
PVC Prices and Spread										
PVC, CFR South East Asia (US\$/MT)	1,320	(2.2)	1,418	1.7	(5.1)	1,445	63.60	1,405	(2.8)	Tuesday
Ethylene Spread (US\$/MT)	1,099	(3.0)	1,118	(4.0)	2.6	1,084	99.99	1,145	5.6	Tuesday
Ethylene Dichloride CFR Far East Asia (US\$/MT)	620	0.0	679	(19.7)	(3.4)	734	140.72	774	5.5	Tuesday
Metal										
Gold (US\$/Troy Ounce)	1,853	0.9	1,887	0.4	4.0	1,799	1.56	1,882	4.6	Daily
LME Copper 3 Month Rolling Forward (US\$/MT)	9,735	3.1	9,755	(2.2)	0.7	9,293	49.95	9,881	6.3	Daily
Silver Future (US\$/Troy Ounce)	22	2.4	23	(4.3)	(13.4)	25	19.07	24	(5.9)	Daily
China Composite Steel Prices (CNY/MT)	5,191	0.4	5,336	2.3	(6.5)	5,473	35.91	5,267	(3.8)	Daily
Agriculture Prices										
Malaysian Crude Palm Oil Spot Price(MYR/MT)	6,755	1.1	6,858	11.5	63.0	4,443	59.82	6,456	45.3	Daily
SGX Ribbed Smoked Sheet 3 (RSS3) Futures (US\$/KG.)	215	(1.2)	214	1.8	(4.1)	209	18.21	212	1.5	Daily
Sugar #11 (US\$/LB)	19	(1.8)	20	6.7	27.8	16	29.55	19	15.8	Daily
Freight Rate										
Baltic Freight Index: BDIY	2,514	(2.0)	2,575	26.0	(7.1)	2,921	173.99	2,274	(22.1)	Daily
Baltic Supramax Index: BSI58	2,632	(4.0)	2,687	17.5	16.5	2,424	224.85	2,460	1.5	Daily

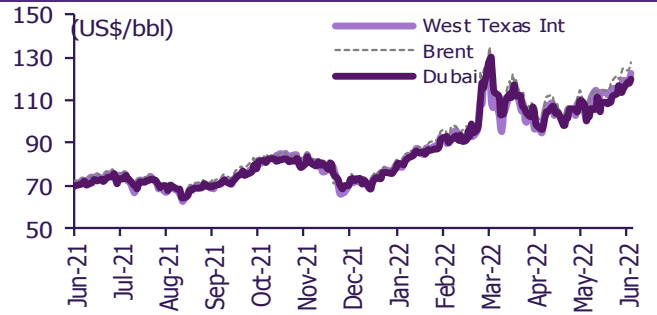
Source: Bloomberg Financial L.P., TQ Professional, BANPU, BOT, SCBS Investment Research

Commodities daily chart update

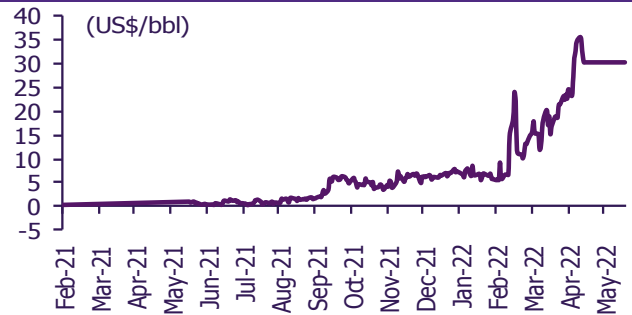
CRB US Spot All Commodities Price Index



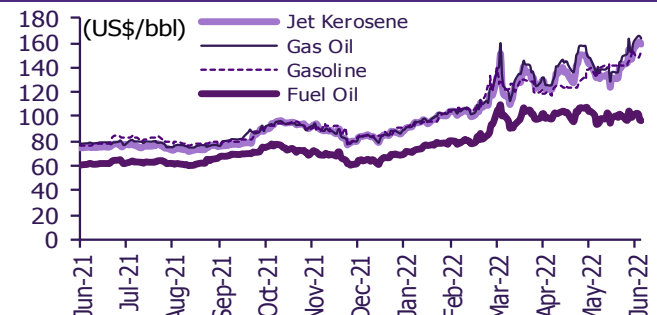
Crude prices



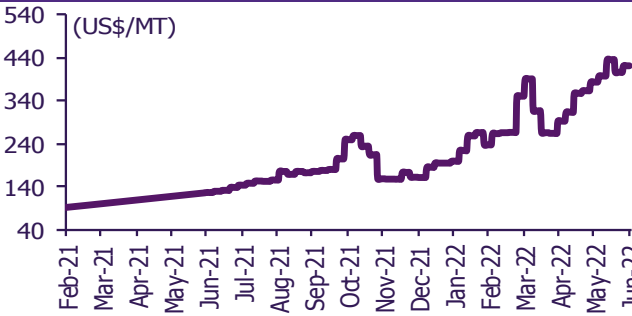
SG Dubai Hydrocracking Refinery Margin



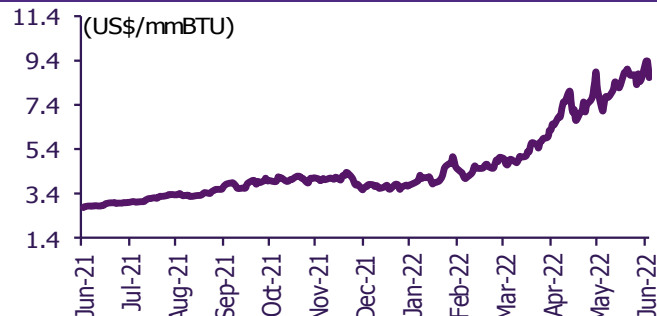
Oil product prices



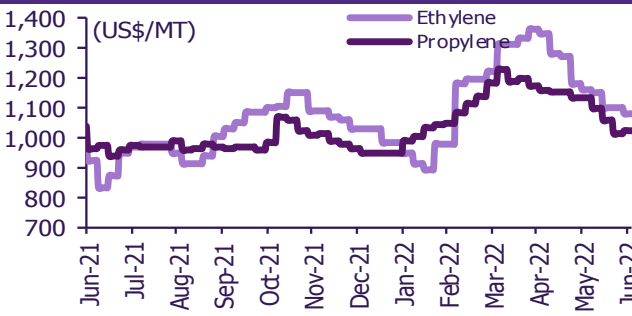
Coal price (NEX)



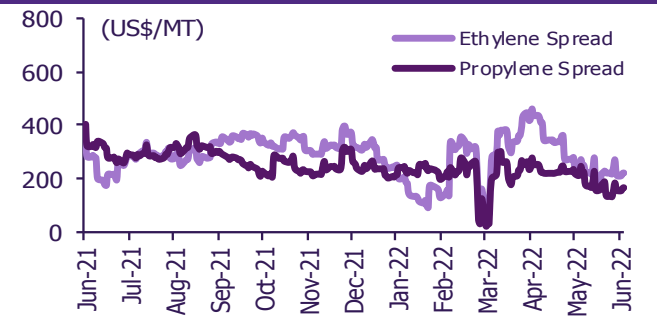
Natural gas prices (Henry hub)



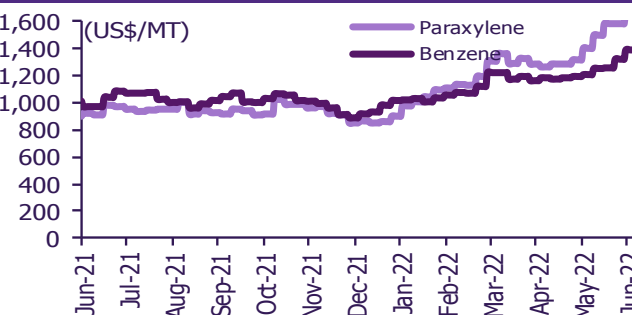
Olefins prices



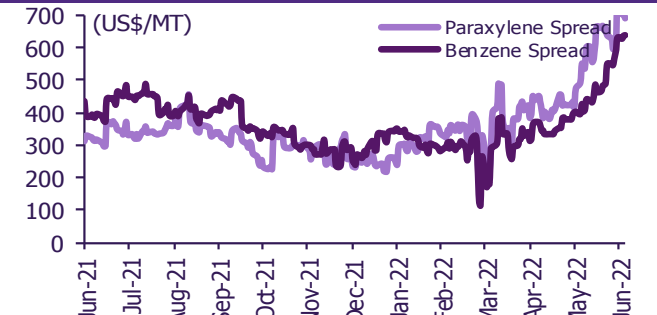
Olefins spreads



Aromatics prices

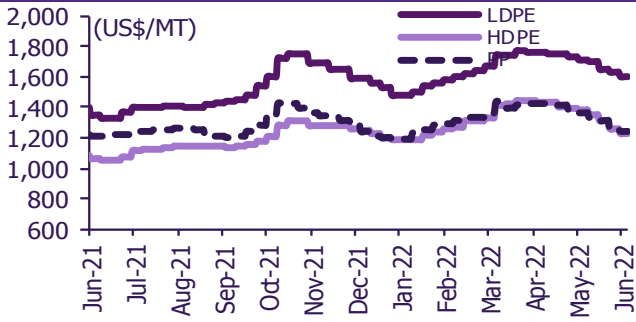


Aromatics spreads

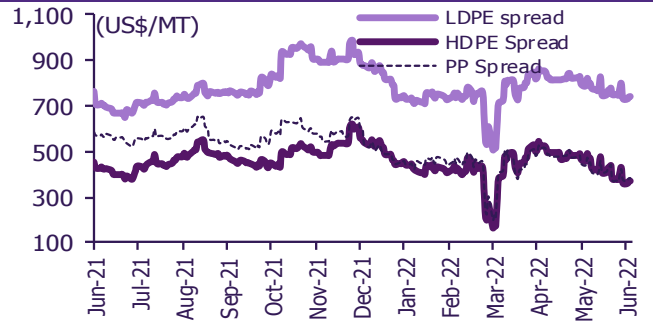


Commodities daily chart update

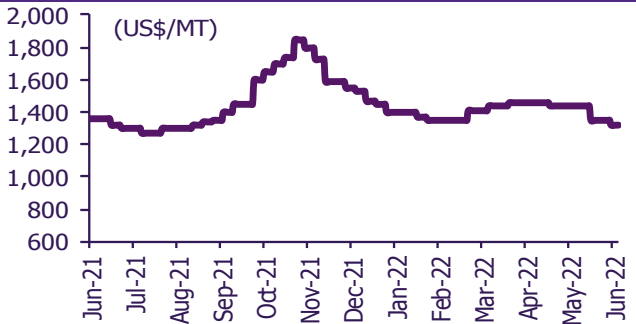
Polyolefins prices



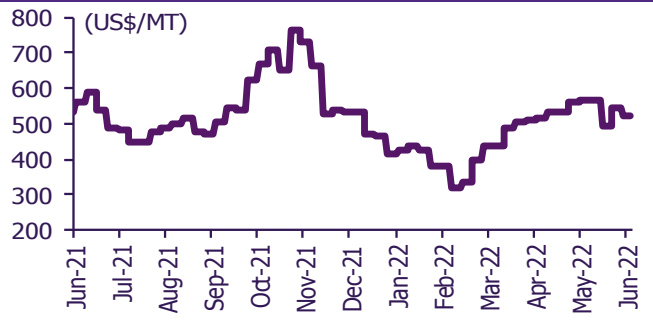
Polyolefins-Naphtha spreads



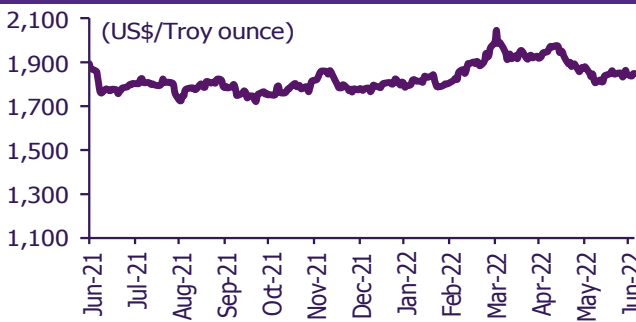
PVC price



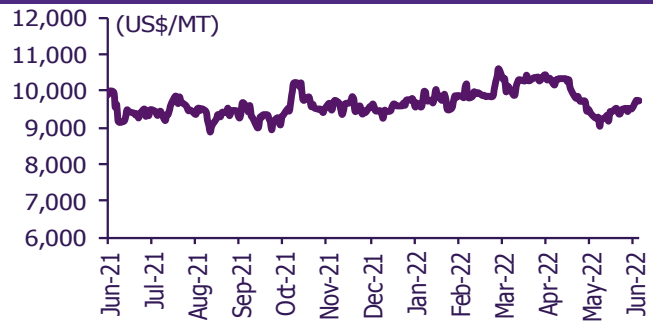
PVC spread



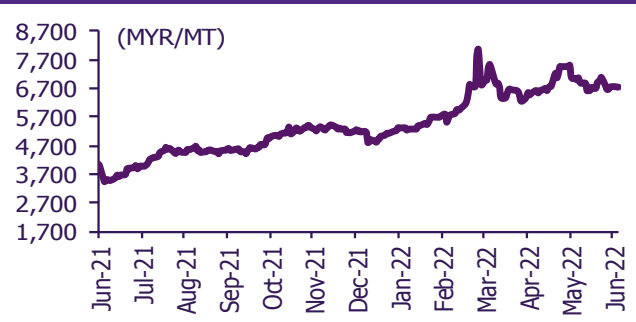
Gold price



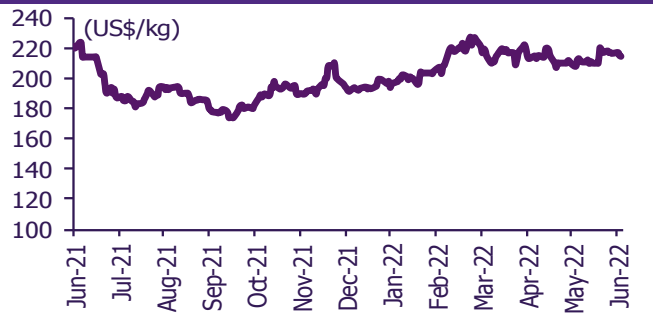
LME copper price



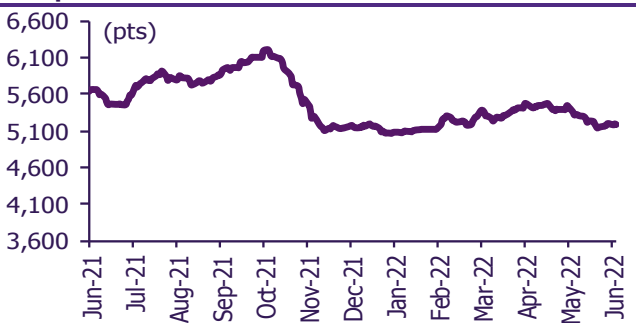
Malaysian crude palm oil price



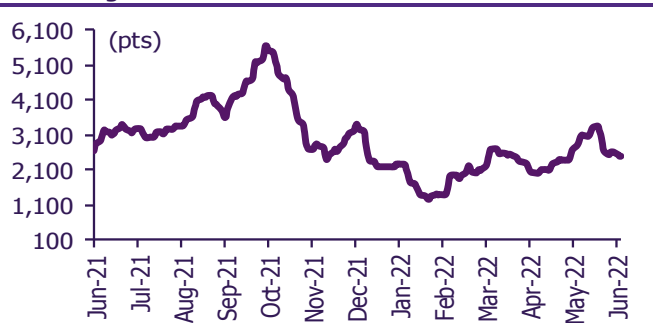
Rubber price (RSS3) futures



Steel price index



Baltic freight index



Source: Bloomberg Financial L.P., TQ Professional, BANPU, BOT, SCBS Investment Research

Short sales

	Volume (Shares)	Turnover (Bt)	Average price (Bt)	Last price 8-Jun-22	Gap between last close and short	Short sale volume comparing with main board
AOT-R	4,205,900	288,645,350	68.63	69.00	(0.54)	29.90
RCL-R	598,000	27,259,075	45.58	45.50	0.18	23.38
CRC-R	2,571,400	94,425,025	36.72	36.75	(0.08)	23.14
EGATIF	41,700	364,875	8.75	8.70	0.57	22.95
DELTA-R	253,500	82,688,300	326.19	324.00	0.67	22.80
CK-R	674,300	13,911,270	20.63	20.50	0.64	22.53
PSL-R	994,600	19,905,440	20.01	19.90	0.57	20.65
ICC	1,000	30,000	30.00	30.00	0.00	20.00
MTC-R	2,203,400	107,629,850	48.85	49.00	(0.31)	19.36
BJC-R	3,353,900	115,167,600	34.34	34.25	0.26	19.06
KCE-R	1,593,700	102,389,650	64.25	64.50	(0.39)	18.81
STA-R	1,586,300	36,563,120	23.05	23.20	(0.65)	18.72
PTT	5,889,100	223,784,500	38.00	38.00	0.00	18.36
SCGP-R	1,296,500	75,362,850	58.13	57.75	0.65	18.20
TTB-R	25,022,100	30,777,183	1.23	1.23	0.00	17.11
BAM-R	1,745,400	32,079,740	18.38	18.50	(0.65)	15.86
CHG	6,546,000	24,587,196	3.76	3.76	(0.10)	15.56
GLOBAL-R	926,900	20,279,190	21.88	21.80	0.36	14.84
CPALL-R	3,192,700	203,877,425	63.86	63.75	0.17	14.76
BEM	2,237,400	19,757,560	8.83	8.80	0.35	14.32
SAWAD-R	947,100	51,804,375	54.70	54.50	0.36	14.20
INTUCH-R	1,132,800	80,546,450	71.10	70.50	0.86	14.19
HMPRO	1,481,000	20,804,370	14.05	14.00	0.34	14.17
BPP-R	231,800	3,637,590	15.69	15.70	(0.05)	14.08
OR	2,651,700	73,529,450	27.73	27.50	0.83	13.98
CBG-R	251,200	26,847,200	106.88	106.50	0.35	13.78
TU-R	2,287,700	39,577,210	17.30	17.30	0.00	13.71
PTT-R	4,311,300	163,578,675	37.94	38.00	(0.15)	13.44
IRPC-R	18,165,300	65,337,770	3.60	3.62	(0.64)	13.40
KKP	427,300	29,982,775	70.17	70.50	(0.47)	13.27
JWD	425,500	6,483,070	15.24	15.20	0.24	13.20
CPN-R	997,900	62,109,550	62.24	62.25	(0.02)	13.08
SIRI	13,707,700	15,078,470	1.10	1.09	0.92	13.00
BA-R	149,600	1,566,860	10.47	10.50	(0.25)	12.74
ADVANC	1,014,300	213,806,700	210.79	211.00	(0.10)	12.20
CPALL	2,622,200	167,988,375	64.06	63.75	0.49	12.12
BGRIM	1,264,600	43,489,050	34.39	34.75	(1.04)	12.01
SUPER	6,299,900	5,228,917	0.83	0.83	0.00	11.86
STEC	696,100	9,143,190	13.13	13.10	0.27	11.80
WHA-R	3,713,800	12,013,274	3.23	3.24	(0.16)	11.72
SPRC-R	3,803,100	49,642,300	13.05	13.10	(0.36)	11.67
CKP	1,859,100	9,964,935	5.36	5.40	(0.74)	11.64
PTTEP-R	1,296,900	220,595,150	170.09	170.00	0.06	11.55
PSL	555,100	11,077,180	19.96	19.90	0.28	11.53
MINT-R	674,300	23,426,300	34.74	34.50	0.70	11.40
RCL	291,200	13,308,675	45.70	45.50	0.45	11.38
CRC	1,263,000	46,480,575	36.80	36.75	0.14	11.36
SCC-R	81,200	29,649,500	365.14	364.00	0.31	10.86
KEX	360,600	8,111,320	22.49	22.30	0.87	10.75
GULF	1,051,800	49,650,300	47.21	47.25	(0.10)	10.72
RJH	38,800	1,309,650	33.75	34.25	(1.45)	10.69
DELTA	118,600	38,532,900	324.90	324.00	0.28	10.67
VIBHA	788,900	1,965,008	2.49	2.46	1.25	10.61
GPSC-R	588,200	38,417,725	65.31	65.75	(0.66)	10.39
BEC-R	819,100	12,826,020	15.66	15.70	(0.26)	10.36
TVO	72,000	2,286,075	31.75	31.75	0.00	10.35
KTB	4,915,800	76,534,600	15.57	15.40	1.10	10.25
LH	1,660,600	14,802,330	8.91	8.95	(0.40)	10.22
EA-R	827,600	74,091,150	89.53	89.50	0.03	10.08
AMATA-R	875,200	17,716,270	20.24	20.10	0.71	10.01
SABUY	334,000	8,161,990	24.44	24.30	0.56	9.91
CK	295,700	6,101,340	20.63	20.50	0.65	9.88
OR-R	1,863,100	51,280,550	27.52	27.50	0.09	9.82
PSG-R	2,494,100	2,620,708	1.05	1.07	(1.80)	9.77
SAWAD	648,900	35,571,300	54.82	54.50	0.58	9.73
DOHOME-R	320,200	5,980,350	18.68	18.60	0.41	9.72
EGCO-R	65,400	11,666,350	178.38	178.50	(0.06)	9.71
KBANK	844,700	122,185,550	144.65	144.50	0.10	9.37
ADVANC-R	775,900	163,129,100	210.25	211.00	(0.36)	9.33
TISCO-R	381,400	34,265,775	89.84	89.75	0.10	9.29
IVL-R	807,800	39,816,600	49.29	49.25	0.08	9.28
TTA	662,700	6,625,600	10.00	10.00	(0.02)	9.27
TPIPP	317,400	1,176,426	3.71	3.70	0.17	9.27
BH	284,800	49,959,600	175.42	176.00	(0.33)	9.27
CPF-R	3,654,100	95,915,725	26.25	26.50	(0.95)	9.24
BDMS	4,387,900	110,345,775	25.15	25.00	0.59	9.20
MEGA-R	113,200	5,894,800	52.07	52.25	(0.34)	9.14
BANPU	14,589,300	191,189,900	13.10	13.00	0.81	9.06
PTTEP	1,011,700	172,135,000	170.14	170.00	0.08	9.01
LH-R	1,457,500	13,011,205	8.93	8.95	(0.26)	8.97
KBANK-R	808,100	116,856,850	144.61	144.50	0.07	8.97
JMART	298,100	17,395,550	58.35	58.50	(0.25)	8.93
MEGA	110,400	5,748,700	52.07	52.25	(0.34)	8.92
COM7-R	2,228,600	77,011,250	34.56	34.25	0.89	8.84
FORTH-R	213,400	9,949,475	46.62	46.00	1.36	8.82
TOA-R	32,100	874,725	27.25	27.25	0.00	8.74
PTTGC-R	439,400	21,310,900	48.50	48.50	0.00	8.63
NER	442,500	2,942,625	6.65	6.65	0.00	8.54
JAS-R	3,606,900	12,589,438	3.49	3.56	(1.96)	8.22
SCC	61,400	22,430,700	365.32	364.00	0.36	8.22

	Volume (Shares)	Turnover (Bt)	Average price (Bt)	Last price 8-Jun-22	Gap between last close and short	Short sale volume comparing with main board
BAFS-R	95,400	2,742,750	28.75	28.75	0.00	8.15
BCP	625,600	21,628,200	34.57	35.00	(1.22)	8.09
WHAUP	55,900	221,364	3.96	3.96	0.00	7.97
BBL	594,800	75,893,400	127.59	127.50	0.07	7.95
CHAYO-R	232,500	2,864,600	12.32	12.30	0.17	7.90
NOBLE	36,700	183,500	5.00	5.00	0.00	7.88
PTTGC	398,700	19,349,050	48.53	48.50	0.06	7.83
DOHOME	256,800	4,785,130	18.63	18.60	0.18	7.79
TASCO	80,700	1,339,620	16.60	16.70	(0.60)	7.69
KEX-R	253,800	5,709,610	22.50	22.30	0.88	7.57
INTUCH	603,200	43,023,625	71.33	70.50	1.17	7.56
CPF	2,919,800	76,644,750	26.25	26.50	(0.94)	7.39
BOL	38,700	414,900	10.72	10.70	0.20	7.38
BEM-R	1,141,500	10,045,200	8.80	8.80	0.00	7.31
CHG-R	3,058,600	11,508,854	3.76	3.76	0.07	7.27
KTC	124,000	7,600,525	61.29	61.00	0.48	7.15
STARK-R	954,300	4,612,648	4.83	4.80	0.70	7.12
EGCO	47,600	8,494,700	178.46	178.50	(0.02)	7.06
CBG	127,900	13,676,650	106.93	106.50	0.41	7.02
GLOBAL	433,700	9,505,310	21.92	21.80	0.54	6.95
BTS	2,085,800	17,945,910	8.60	8.60	0.04	6.85
BTS-R	2,071,400	17,824,165	8.60	8.60	0.06	6.80
DTAC	604,700	26,613,925	44.01	45.00	(2.20)	6.80
KTB-R	3,256,600	50,660,030	15.56	15.40	1.01	6.79
PLANB	535,600	4,009,065	7.49	7.45	0.47	6.75
ERW-R	235,800	874,108	3.71	3.72	(0.35)	6.69
GUNKUL	12,660,800	76,941,480	6.08	6.05	0.45	6.65
CENDEL-R	213,300	8,737,350	40.96	41.00	(0.09)	6.62
ASP-R	119,100	385,462	3.24	3.24	(0.11)	6.62
TCAP	196,600	7,716,550	39.25	39.25	0.00	6.62
THG-R	997,300	56,292,625	56.45	57.50	(1.83)	6.58
JMT	536,000	39,761,975	74.18	74.50	(0.43)	6.51
TISCO	265,400	23,851,325	89.87	89.75	0.13	6.47
BPP	104,300	1,637,510	15.70	15.70	0.00	6.34
MBK-R	322,600	4,666,500	14.47	14.70	(1.60)	6.33
BEC	498,000	7,784,520	15.63	15.70	(0.44)	6.30
IVL	547,400	26,973,325	49.28	49.25	0.05	6.29
SCB-R	272,700	29,640,550	108.69	109.00	(0.28)	6.24
BGRIM-R	656,000	22,552,125	34.38	34.75	(1.07)	6.23
DITTO-R	130,400	7,939,325	60.88	61.00	(0.19)	6.19
BCPG	529,700	6,197,490	11.70	11.70	0.00	6.13
AAV	759,500	2,141,790	2.82	2.82	0.00	6.06
PR9-R	67,300	962,390	14.30	14.20	0.70	6.03
OSP-R	139,500	4,743,000	34.00	34.00	0.00	5.78
AOT	810,700	55,702,850	68.71	69.00	(0.42)	5.76
THCOM	33,500	307,555	9.18	9.20	(0.21)	5.75
HMPRO-R	599,900	8,408,360	14.02	14.00	0.12	5.74
PTG	398,600	5,779,700	14.50	14.40	0.69	5.74
SGP	50,400	584,640	11.60	11.60	0.00	5.71
BAM	622,200	11,398,550	18.32	18.50	(0.97)	5.66
SPCG-R	91,300	1,516,690	16.61	16.70	(0.53)	5.66
GULF-R	552,200	25,983,100	47.05	47.25	(0.42)	5.63
SPALI	292,200	5,965,920	20.42	20.40	0.08	5.62
ITD	488,900	967,450	1.98	1.96	0.96	5.59
ASK-R	60,000	2,371,375	39.52	40.50	(2.41)	5.57
DTAC-R	492,600	21,891,550	44.44	45.00	(1.24)	5.54
BANPU-R	8,855,700	115,499,590	13.04	13.00	0.33	5.50
SUPER-R	2,907,600	2,413,308	0.83	0.83	0.00	5.47
SINGER	93,100	4,711,775	50.61	50.25	0.72	5.45
GPSC	307,800	20,077,725	65.23	65.75	(0.79)	5.44
TIDLOR-R	440,900	14,627,100	33.18	33.00	0.53	5.41
AMATA	472,900	9,545,740	20.19	20.10	0.43	5.41
SAPPE	13,200	455,400	34.50	34.75	(0.72)	5.38
JMART-R	176,400	10,295,700	58.37	58.50	(0.23)	5.29
SCB	229,200	25,008,100	109.11	109.00	0.10	5.24
ASP	94,100	304,884	3.24	3.24	0.00	5.23
EPG	226,900	2,248,535	9.91	10.10	(1.88)	5.20
UNIQ	7,800	38,590	4.95	4.94	0.15	5.17
SPRC	1,659,200	21,620,580	13.03	13.10	(0.53)	5.09
SINGER-R	86,600	4,374,300	50.51	50.25	0.52	5.07
AP	255,300	2,833,830	11.10	11.10	0.00	5.07
BCH	744,100	14,487,200	19.47	19.30	0.88	4.91
AH	90,600	2,191,480	24.19	24.20	(0.05)	4.90
SPA-R	79,600	651,700	8.19	8.25	(0.76)	4.88
VIBHA-R	354,100	880,250	2.49	2.46	1.05	4.76
BJC	835,800	28,858,875	34.53	34.25	0.81	4.75
TOP-R	891,500	53,603,775	60.13	60.75	(1.02)	4.68
AWC-R	1,574,500	7,752,058	4.92	4.92	0.07	4.67
MTC	523,800	25,440,450	48.57	49.00	(0.88)	4.60
PTG-R	310,800	4,506,060	14.50	14.40	0.68	4.48
AJ	7,600	126,350	16.63	16.70	(0.45)	4.42
BROOK	930,600	642,114	0.69	0.68	1.47	4.40
CENDEL	141,700	5,802,050	40.95	41.00	(0.13)	4.40

Source: SET, SCBS Investment Research

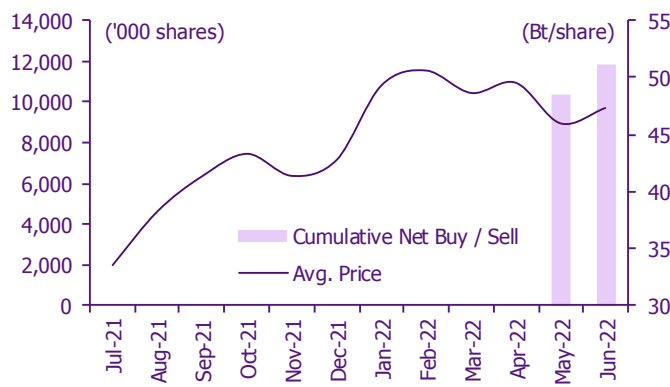
Director trade

1. Director trade as reported on June 7, 2022.

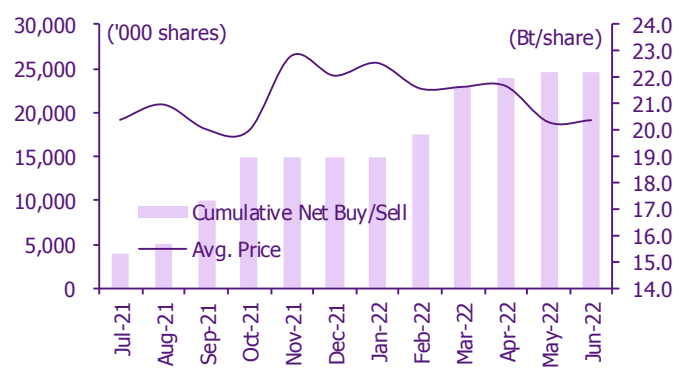
Company	Name of Director	Product	Transaction date	Amount (Shares)	Average Price (Bt)	Amount (Bt)	Buy/Sell
ASIAN	Mr. SOMSAK AMORNATTANACHAIKUL	Common Share	07-06-22	694,200	16.64	11,551,488	Purchase
CPT	Mr. SOMSAK LIMPRASERT	Common Share	07-06-22	200,100	0.87	174,087	Purchase
GULF	Mr. SARATH RATANAVADI	Common Share	06-06-22	1,480,000	47.35	70,078,000	Purchase
JMART	Mr. ADISAK SUKUMVITAYA	Common Share	07-06-22	300,000	59.17	17,751,000	Purchase
K	Mr. SOMCHAI CHEEWASUTTHANON	Common Share	07-06-22	17,480,000	1.62	28,317,600	Purchase
K	Mrs. POONSOOK PISESSITH	Common Share	07-06-22	8,920,000	1.62	14,450,400	Sale
KUN	Mr. KHUNA DHEVA-AKSORN	Common Share	07-06-22	50,000	2.56	128,000	Purchase
KUN	Mrs. PRAWERAT DHEVA-AKSORN	Common Share	07-06-22	50,000	2.56	128,000	Purchase
L&E	Mr. ANAK SUEYINGKARN	Common Share	08-06-22	1,230,000	2.60	3,198,000	Sale
NDR	Mrs. THUNYARAT SAMRITTIVANICHA	Warrant	07-06-22	250,000	0.51	127,500	Sale
PPM	Mrs. NUNTIRA RITTIMONTREE	Common Share	07-06-22	5,000	3.30	16,500	Purchase
PSG	Mr. CHAIYOD CHIRABOWORNKUL	Common Share	07-06-22	461,200	1.05	484,260	Sale
SFLEX	Mr. EK PICHARNCHITRA	Common Share	07-06-22	550,000	4.40	2,420,000	Sale
SPALI	Mr. PRATEEP TANGMATITHAM	Common Share	07-06-22	30,000	20.40	612,000	Purchase
SPALI	Mrs. AJCHARA TANGMATITHAM	Common Share	07-06-22	30,000	20.40	612,000	Purchase
TCMC	Mr. PIMOL SRIVIKORN	Common Share	07-06-22	3,500,000	1.92	6,720,000	Purchase
TRUBB	Mr. VORATHEP WONGSASUTHIKUL	Warrant	07-06-22	300,000	0.46	138,000	Sale
TSTE	Mr. PRAPAS CHUTIMAVORAPHAND	Common Share	07-06-22	800	7.20	5,760	Purchase
					Total		
						Purchase	136,094,435
						Sale	20,818,160
						Net	<u>115,276,275</u>

2. 12-month cumulative net buy/sell for SCBS-covered stocks with activity as of last close

GULF



SPALI



Corporate calendar

June				
Monday	Tuesday	Wednesday	Thursday	Friday
6	7	8	9	10
XD WHABT Bt0.166 PD CPNCG Bt0.225 CPNREIT Bt0.1814 DIF Bt0.26 OISHI Bt0.5 POPF Bt0.2544 PPF Bt0.1715 SIRIP Bt0.05 SPRIME Bt0.149 Share listing CPANEL 9,994,567 Shares GRAND 193,236,714 Shares JCKH 12,987,012 Shares	XD HPF Bt0.108 LHPF Bt0.05 M-II Bt0.148 MIT Bt0.175 MJLF Bt0.145 MNIT Bt0.013 MNIT2 Bt0.045 MNRF Bt0.013 M-STOR Bt0.1 Share listing ADVANC 283,945 Shares GCAP 7,457,121 Shares INTUCH 89,138 Shares	New warrant PORT-W2 PD JASIF Bt0.23 PSL Bt0.5 TPRIME Bt0.123 Company name change HREIT to "WHA Industrial Leasehold Real Estate Investment Trust" Symbol change HREIT to "WHAIR"	New warrant TRITN-W5 XD BCT Bt1.65 LHK Bt0.45 TR Bt0.56 PD ADD Bt0.13 BBI Bt0.15 KBSTMR Bt0.1733 TSC Bt0.4 Share listing CMO 25,500,000 Shares PORT 21 Shares SABUY 8,152,961 Shares SC 443,197 Shares SKY 8,000,000 Shares	PD AIMIRT Bt0.2215 BGC Bt0.125 BKI Bt3.5 GVREIT Bt0.192 KAMART Bt0.06 PROSPECT Bt0.03 SUPEREIF Bt0.25272
13	14	15	16	17
PD AMATAR Bt0.155 YGG Bt0.109	XD TIPH Bt1.3 PD B-WORK Bt0.1771 FUTUREPF Bt0.26 Sector change ICC to "Commerce" JR to "Energy & Utilities" NOVA to "Energy & Utilities" TH to "Finance & Securities"	XD 3K-BAT Bt0.06 PD ALLY Bt0.162 THE Bt0.1 WHART Bt0.1915	XW VIBHA 12 : 1 XE MILL-W4 1 : 1.434 @Bt1.534 PD BKKCP Bt0.15 BOFFICE Bt0.1753 IVL Bt0.4 TIF1 Bt0.142	PD CPTGF Bt0.19 IMPACT Bt0.05 KBSPIF Bt0.238 TFFIF Bt0.087 TTLPF Bt0.422
20	21	22	23	24
		PD HPF Bt0.108 MJLF Bt0.145 M-STOR Bt0.1 WHABT Bt0.166	PD M-II Bt0.148 MIT Bt0.175	PD HREIT Bt0.1556 MNIT Bt0.013 MNIT2 Bt0.045 MNRF Bt0.013 TIPH Bt1.3
27	28	29	30	
		XW META 21 : 5		

XD - Cash Dividend
 XD(ST) - Stock Dividend

PD - Payment Date
 XR - Rights for Common

XW - Rights for Warrant
 XT - Rights for Transferable Subscription Right

XE - Warrant Exercise
 CW - Capital write-down

SP - Suspension

Disclaimer

The information in this report has been obtained from sources believed to be reliable. However, its accuracy or completeness is not guaranteed. Any opinions expressed herein reflect our judgment at this date and are subject to change without notice. This report is for information only. It is not to be construed as an offer, or solicitation of an offer to sell or buy any securities. We accept no liability for any loss arising from the use of this document. We or our associates may have an interest in the companies mentioned therein.

SCB Securities Company Limited ("SCBS") is a wholly-owned subsidiary of The Siam Commercial Bank Public Company Limited ("SCB"). Any information related to SCB is for sector comparison purposes.

This document is prepared by SCB Securities Company Limited ("SCBS") which is wholly-owned by the Siam Commercial Bank Public Company Limited ("SCB"). SCB acts as financial advisor of the SCG Chemicals Public Company Limited (SCGC). Any opinions, news, research, analyses, prices, statements, forecasts, projections and/or other information contained in this document (the "Information") is provided as general information purposes only and shall not be construed as individualized recommendation of an offer to buy or sell or the solicitation of an offer to buy or sell any securities. SCBS and/or its directors, officers and employees shall not be liable for any direct, indirect, incidental, special or consequential loss or damage, resulting from the use of or reliance on the Information, including without limitation to, damages for loss of profits. The investors shall use the Information in association with other information and opinion, including their own judgment in making investment decision. The Information is obtained from sources believed to be reliable, and SCBS cannot guarantee the accuracy, completeness and/or correctness of the Information.

This document is prepared by SCB Securities Company Limited ("SCBS") which is wholly-owned by The Siam Commercial Bank Public Company Limited ("SCB"). SCB may be appointed to act as financial advisor in relation to transactions to be carried out by Thai Oil Company Limited. Any opinions, news, research, analyses, prices, statements, forecasts, projections and/or other information contained in this document (the "Information") is provided as general information purposes only and shall not be construed as individualized recommendation of an offer to buy or sell or the solicitation of an offer to buy or sell any securities. SCBS and/or its directors, officers and employees shall not be liable for any direct, indirect, incidental, special or consequential loss or damage, resulting from the use of or reliance on the Information, including without limitation to, damages for loss of profits. The investors shall use the Information in association with other information and opinion, including their own judgment in making investment decision. The Information is obtained from sources believed to be reliable, and SCBS cannot guarantee the accuracy, completeness and/or correctness of the Information.

This document is prepared by SCB Securities Company Limited ("SCBS") which is wholly-owned by The Siam Commercial Bank Public Company Limited ("SCB"). SCB has acted as Financial Advisor, Lead Arranger of Global Power Synergy Public Company Limited. Any opinions, news, research, analyses, prices, statements, forecasts, projections and/or other information contained in this document (the "Information") is provided as general information purposes only, and shall not be construed as individualized recommendation of an offer to buy or sell or the solicitation of an offer to buy or sell any securities. SCBS and/or its directors, officers and employees shall not be liable for any direct, indirect, incidental, special or consequential loss or damage, resulting from the use of or reliance on the Information, including without limitation to, damages for loss of profits. The investors shall use the Information in association with other information and opinion, including their own judgment in making investment decision. The Information is obtained from sources believed to be reliable, and SCBS cannot guarantee the accuracy, completeness and/or correctness of the Information.

This document is prepared by SCB Securities Company Limited ("SCBS") which is wholly-owned by The Siam Commercial Bank Public Company Limited ("SCB"). SCB Asset Management Company Limited ("SCBAM") which is wholly-owned by The Siam Commercial Bank Public Company Limited ("SCB"). SCB has acted as Financial Advisor of Digital Telecommunications Infrastructure Fund. SCBAM has acted as Fund Manager of Digital Telecommunications Infrastructure Fund. Any opinions, news, research, analyses, prices, statements, forecasts, projections and/or other information contained in this document (the "Information") is provided as general information purposes only, and shall not be construed as individualized recommendation of an offer to buy or sell or the solicitation of an offer to buy or sell any securities. SCBS and/or its directors, officers and employees shall not be liable for any direct, indirect, incidental, special or consequential loss or damage, resulting from the use of or reliance on the Information, including without limitation to, damages for loss of profits. The investors shall use the Information in association with other information and opinion, including their own judgment in making investment decision. The Information is obtained from sources believed to be reliable, and SCBS cannot guarantee the accuracy, completeness and/or correctness of the Information.

SCBS reserves the right to modify the Information from time to time without notice and in its sole discretion. This document is delivered to intended recipient(s) only and is not permitted to reproduce, retransmit, disseminate, sell, distribute, republish, circulate or commercially exploit the Information in any manner without the prior written consent of SCBS.

Futures and Options trading carry a high level of risk with the potential for substantial losses, and are not suitable for all persons. Before deciding to trade Futures and Options, you should carefully consider your financial position, investment objectives, level of experience, and risk appetite if Futures and Options trading are appropriate. The possibility exists that you could sustain a loss of some or all of your initial investment. You should be aware of all the risks associated with Futures and Options trading, and you are advised to rely on your own judgment while making investment decision and/or should seek advice from professional investment advisor if you have any doubts.

This document is delivered to intended recipient(s) only and is not permitted to reproduce, retransmit, disseminate, sell, distribute, republish, circulate or commercially exploit the Information in any manner without the prior written consent of SCBS.

Copyright©2012 SCB Securities Company Limited. All rights reserved.

CG Rating 2021 Companies with CG Rating

Companies with Excellent CG Scoring

AAV, ADVANC, AF, AH, AIRA, AKP, AKR, ALT, AMA, AMATA, AMATAV, ANAN, AOT, AP, ARIP, ARROW, ASP, AUCTION, AWC, AYUD, BAFS, BANPU, BAY, BBL, BCP, BCPG, BDMS, BEM, BGC, BGRIM, BIZ, BKI, BOL, BPP, BRR, BTS, BTW, BWG, CENTEL, CFRESH, CHEWA, CHO, CIMBT, CK, CKP, CM, CNT, COM7, COMAN, COTTO, CPALL, CPF, CPI, CPN, CRC, CSS, DDD, DELTA, DEMCO, DRT, DTAC, DUSIT, EA, EASTW, ECF, ECL, EE, EGCO, EPG, ETC, FPI, FPT, FSMART, GBX, GC, GCAP, GFPT, GGC*, GLAND, GLOBAL, GPI, GPSC, GRAMMY, GULF, GUNKUL, HANA, HARN, HMPRO, ICC, ICHI, III, ILINK, ILM, INTUCH, IP, IRPC, ITEL, IVL, JSP, JWD, K, KBANK, KCE, KKP, KSL, KTB, KTC, LALIN, LANNA, LH, LHFG, LIT, LPN, MACO, MAJOR, MAKRO, MALEE, MBK, MBKET, MC, MCOT, METCO, MFEC, MINT, MONO, MOONG, MSC, MTC, MVP, NCL, NEP, NER, NKI, NOBLE, NSI, NVD, NWR, NYT, OISHI, OR, ORI, OSP, OTO, PAF, PCSGH, PDG, PDJ, PG, PHOL*, PLANB, PLANET, PLAT, PORT, PPS, PR9, PREB, PRG, PRM, PROUD, PSH, PSL, PTG, PTT, PTTEP, PTTGC, PYLON, Q-CON, QH, QTC, RATCH, RS, S, S & J, SAAM, SABINA, SAMART, SAMTEL, SAT, SC, SCB, SCC, SCCC, SCG, SCGP, SCM, SDC, SEAFCO, SEAOL, SE-ED, SELIC, SENA, SHR, SIRI, SIS, SITHAI, SMK, SMPK, SNC, SONIC, SPALI, SPI, SPRC, SPVI, SSSC, SST, STA, STEC*, STI, SUN, SUSCO, SUTHA, SVI*, SYMC, SYNTEC, TACC, TASCO, TCAP, TEAMG, TFMAMA, TGH, THANA, THANI, THCOM, THG, THIP, THRE, THREL, TIP*, TIPCO, TISCO, TK, TKT, TMT, TNDT, TNITY, TOA, TOP, TPBI, TQM, TRC, TRU, TRUE, TSC, TSR, TSTE, TSTH, TTA, TTB, TTCL, TTW, TU, TVD, TVI, TVO, TWPC, U, UAC, UBIS, UV, VGI, VIH, WACOAL, WAVE, WHA, WHAUP, WICE, WINNER, ZEN

Companies with Very Good CG Scoring

2S, 7UP, ABICO, ABM, ACE, ACG, ADB, AEONTS, AGE, AHC, AIT, ALL, ALLA, ALUCON, AMANAH, AMARIN, APCO, APCS, APURE, AQUA, ASEFA, ASIAN, ASK, ATP30, BA, BC, BEC, BFIT, BJCHI, BR, CBG, CGH, CHAYO, CHOTI, CI, CMC, CPL, CRD, CSP, DCC, ASAP, ASIA, ASIMAR, ASN, B, BAM, BCH, BEYOND, BJC, BLA, BROOK, CEN, CHARAN, CHG, CHOW, CIG, COLOR, CPW, CSC, CWT, DCON, DHOUSE, DOD, DOHOME, DV8, EASON, EFORL, ERW, ESSO, ESTAR, ETE, FE, FLOYD, FN, FNS, FORTH, FSS, FTE, FVC, GEL, GENCO, GJS, GYT, HPT, HTC, HYDRO, ICN, IFS, IMH, IND, INET, INSET, INSURE, IRC, IRCP, IT, ITD*, J, JAS, JCK, JCKH, JMART, JMT, KBS, KCAR, KEX, KGI, KIAT*, KISS, KOOL, KTIS, KUMWEL, KUN, KWC, KWM, L&E, LDC, LEO, LHK, LOXLEY, LRH, LST, M, MATCH, MBAX, MEGA, META, MFC*, MGT, MICRO, MILL, MITSIB, MK, MODERN, MTI, NBC, NCAP, NCH, NETBAY, NEX, NINE, NRF, NTV, OCC, OGC, PATO, PB, PICO, PIMO, PJW, PL, PM, PMTA, PPP, PPPM, PRIME, PRIN, PRINC, PSTC, PT, QLT, RBF, RCL, RICHY, RML, ROJNA, RPC, RT, RWI, S11, SA, SAK, SALEE, SAMCO, SANKO, SAPPE, SAWAD, SCI, SCN, SCP, SE, SFLEX, SFP, SFT, SGF, SIAM, SINGER, SKE, SKN, SKY, SLP, SMT, SNP, SO, SORKON, SPA, SPC, SPCG, SR, SRICHA, SSC, SSF, STANLY, STGT, STOWER*, STPI, SUC, SWC, SYNEX, T, TAE, TAKUNI, TBSP, TCC, TCMC, TEAM, TFG, TFI, TIGER, TITLE, TKN, TKS, TM, TMC, TMD, TMI, TMILL, TNL, TNP, TOG, TPA, TPAC, TPCS, TPS, TRITN, TRT, TSE, TVT, TWP, UEC, UMI, UOBKH, UP, UPF, UPOIC, UTP, VCOM, VL, VNT, VPO, VRANDA, WGE, WIJK, WP, XO, XPG, YUASA

Companies with Good CG Scoring

A, AI, AIE, AJ, AMC, APP, AQ, ARIN, AS, AU, B52, BEAUTY, BGT, BH, BIG, BLAND, BM, BROCK, BSBM, BSM, BYD*, CCP, CITY, CMO, CPT, CSR, EKH, EP, FMT, GLOCON*, GSC, HTECH, IHL, INGRS, JAK, JTS, KASET, KK, KWG, LEE, BTNC, CAZ, CGD, CMAN, CMR, CRANE, D, EMC, F&D, GIFT, GREEN, GTB, HUMAN, IIG, INOX, JR, JUBILE, KCM, KKC, KYE, LPH, MATI, M-CHAI, MCS, MDX, MJD, MORE, MUD, NC, NDR, NFC, NNCL, NOVA, NPK, NUSA, OCEAN, PAF, PF, PK, PLE, PPM, PRAKIT, PRAPAT, PRECHA, PTL, RCI*, RJH, RP, RPH, RSP, SABUY, SF, SGP, SICT, SIMAT, SISB, SK, SMART, SOLAR, SPACK, SPG, SQ, SSP, STARK, STC, SUPER, SVOA, TC, TCCC, THMUI, TNH, TNR, TOPP, TPCH, TPIPL, TPIPP, TPLAS, TPOLY, TQR, TTI, TYCN, UKEM, UMS, UNIQ, UPA, UREKA, VIBHA, W, WIN, WORK, WPH, YGG, ZIGA

Corporate Governance Report

The material contained in this publication is for general information only and is not intended as advice on any of the matters discussed herein. Readers and others should perform their own independent analysis as to the accuracy or completeness or legality of such information. The Thai Institute of Directors, its officers, the authors and editor make no representation or warranty as to the accuracy, completeness or legality of any of the information contained herein. By accepting this document, each recipient agrees that the Thai Institute of Directors Association, its officers, the authors and editor shall not have any liability for any information contained in, or for any omission from, this publication.

The survey result is as of the date appearing in the Corporate Governance Report of Thai Listed Companies. As a result, the survey result may be changed after that date. SCB Securities Company Limited does not conform nor certify the accuracy of such survey result.

To recognize well performers, the list of companies attaining "Good", "Very Good" and "Excellent" levels of recognition

(Not including listed companies qualified in the "no announcement of the results" clause from 1 January 2020 to 26 October 2021) is publicized.

¹ TIP was voluntarily delisted from the Stock Exchange of Thailand effectively on July 24, 2021

² RCI was voluntarily delisted from the Stock Exchange of Thailand, effectively on July 16, 2021

* บริษัทหรือกรรมการหรือผู้บริหารของบริษัทที่มีข่าวด้านกฏการกีดกันผู้ถือหุ้น เช่น การกระทำความผิดเกี่ยวกับหลักทรัพย์ การทุจริต คอรัปชั่น เป็นต้น ซึ่งการใช้ข้อมูล CGR ควรตระหนักถึงข้อดังกล่าวประกอบด้วย

Anti-corruption Progress Indicator

Certified (ได้รับการรับรอง)

2S, 7UP, ADVANC, AF, AI, AIE, AIRA, AKP, AMA, AMANAH, AMATA, AMATAV, AP, APCS, AQUA, ARROW, AS, ASIAN, ASK, ASP, AWC, AYUD, B, BAFS, BAM, BANPU, BAY, BBL, BCH, BCP, BCPG, BEB, BEYOND, BGC, BGRIM, BJCHI, BKI, BLA, BPP, BROOK, BRR, BSBM, BTS, BWG, CEN, CENTEL, CFRESH, CGH, CHEWA, CHOTI, CHOW, CIG, CIMBT, CM, CMC, COM7, COTTO, CPALL, CPF, CPI, CPN, CSC, DCC, DELTA, DEMCO, DIMET, DRT, DTAC, DUSIT, EA, EASTW, ECL, EGCO, EP, EPG, ERW, ESTAR, ETE, FE, FNS, FPI, FPT, FSMART, FSS, FTE, GBX, GC, GCAP, GEL, GFPT, GGC, GJS, GPI, GPSC, GSTEEL, GULF, GUNKUL, HANA, HARN, HEMP, HENG, HMPRO, HTC, ICC, ICHI, IFEC, IFS, INET, INSURE, INTUCH, IRC, IRPC, ITEL, IVL, JKN, JR, K, KASET, KBANK, KBS, KCAR, KCE, KGI, KKP, KSL, KTB, KTC, KWC, KWI, L&E, LANNA, LH, LHFG, LHK, LPN, LRH, M, MAKRO, MALEE, MATCH, MBAX, MBK, MC, MCOT, META, MFC, MFEC, MILL, MINT, MONO, MOONG, MSC, MST, MTI, NATION, NBC, NEP, NINE, NKI, NNCL, NOBLE, NOK, NSI, NWR, OCC, OGC, ORI, PAF, PATO, PB, PCSGH, PDG, PDJ, PE, PG, PHOL, PK, PL, PLANB, PLANET, PLAT, PM, PPP, PPPM, PPS, PR9, PREB, PRG, PRM, PROS, PSH, PSL, PSTC, PT, PTECH, PTG, PTT, PTTEP, PTTGC, PYLON, Q-CON, QH, QLT, QTC, RATCH, RML, RWI, S & J, SAAM, SABINA, SAPPE, SAT, SC, SCC, SCCC, SCG, SCGP, SCM, SCN, SEAOL, SE-ED, SELIC, SENA, SGP, SINGER, SIRI, SITHAI, SKR, SMT, SMK, SMPK, SNC, SNP, SORKON, SPACK, SPALI, SPC, SPI, SPRC, SRICHA, SSF, SSP, SSSC, SST, STA, STOWER, SUSCO, SVI, SYMC, SYNTEC, TAE, TAKUNI, TASCO, TCAP, TCMC, TFG, TFI, TFMAMA, TGH, THANI, THCOM, THIP, THRE, THREL, TIDLOR, TIPCO, TISCO, TKS, TKT, TMD, TMILL, TMT, TNITY, TNL, TNP, TNR, TOG, TOP, TOPP, TPA, TPCS, TPP, TRU, TRUE, TSC, TSTE, TSTH, TTA, TTB, TTCL, TU, TVD, TVI, TVO, TWPC, U, UBE, UBIS, UEC, UKEM, UOBKH, UPF, UV, VGI, VIH, WACOAL, WHA, WHAUP, WICE, WIJK, XO, YUASA, ZEN, ZIGA

Declared (ประกาศเจตนาสมัคร)

AH, AJ, ALT, APCO, B52, BEC, CHG, CI, CPL, CPR, CPW, CRC, DDD, DHOUSE, DOHOME, ECF, EKH, ETC, EVER, FLOYD, III, ILM, INOX, JTS, KEX, KUMWEL, LDC, MAJOR, MEGA, NCAP, NOVA, NRF, NUSA, NYT, OR, PIMO, PLE, RS, SAK, SIS, STECH, STGT, SUPER, TKN, TMI, TQM, TSI, VARO, VCOM, VIBHA, WIN

N/A

3K-BAT, A, A5, AAV, ABICO, ABM, ACAP, ACC, ACE, ACG, ADB, ADD, AEONTS, AFC, AGE, AHC, AIT, AJA, AKR, ALL, ALLA, ALPHAX, ALUCON, AMARIN, AMC, AMR, ANAN, AOT, APEX, APP, APURE, AQ, ARIN, ARIP, ASAP, ASEFA, ASIA, ASIMAR, ASN, ASW, ATP30, AU, AUCTION, BA, BGGI, BBIK, BC, BCT, BDMS, BEAUTY, BEM, BFIT, BGT, BH, BIL, BIOTEC, BIS, BIZ, BJC, BKD, BLAND, BLISS, BM, BOL, BR, BRI, BROCK, BSM, BTNC, BTW, BUI, BYD, CAZ, CBG, CCET, CCP, CEYE, CGD, CHARAN, CHAYO, CHO, CITY, CIVIL, CK, CKP, CMAN, CMO, CMR, CNT, COLOR, COMAN, CPANEL, CPH, CPT, CRANE, CRD, CSP, CSR, CSS, CTW, CV, CWT, D, DCON, DITTO, DMT, DOD, DPAINT, DTIC, DV8, EASON, EE, EFORL, EMC, ESSO, F&D, FANCY, FMT, FN, FORTH, FTI, FVC, GENCO, GIFT, GL, GLAND, GLOBAL, GLOCON, GLORY, GRAMMY, GRAND, GREEN, GSC, GTB, GYT, HFT, HL, HPT, HTECH, HUMAN, HYDRO, ICN, IHL, IIG, IMH, IND, INGRS, INSET, IP, IRCP, IT, ITD, J, JAK, JAS, JCK, JCKH, JCT, JDF, JMART, JMT, JP, JUBILE, JWD, KAMART, KC, KCC, KCM, KDH, KIAT, KISS, KK, KKC, KOOL, KTIS, KUN, KWM, KYE, LALIN, LEE, LEO, LIT, LOXLEY, LPH, LST, MACO, MANRIN, MATI, MAX, M-CHAI, MCS, MDX, MENA, METCO, MGT, MICRO, MIDA, MITSIB, MJD, MK, ML, MODERN, MORE, MPIC, MUD, MVP, NC, NCH, NCL, NDR, NER, NETBAY, NEW, NEWS, NEX, NFC, NPK, NSL, NTV, NV, NVD, OHTL, OISHI, ONEE, OSP, OTO, PACE, PACO, PAE, PAF, PEACE, PERM, PF, PICO, PIN, PJW, PLUS, PMTA, POLAR, POMPU, PORT, POST, PPM, PRAKIT, PRAPAT, PRECHA, PRIME, PRIN, PRO, PROEN, PROUD, PSG, PTC, PTL, RAM, RBF, RCL, RICHY, RJH, ROCK, ROH, ROJNA, RP, RPC, RPH, RSP, RT, S, S11, SA, SABUY, SAFARI, SALEE, SAM, SAMART, SAMCO, SAMTEL, SANKO, SAUCE, SAWAD, SAWANG, SCB, SCI, SCP, SDC, SE, SEAFCO, SECURE, SENAJ, SF, SFLEX, SFP, SFT, SGF, SHANG, SHR, SIAM, SICT, SIMAT, SISB, SK, SKE, SKN, SKY, SLM, SLP, SMART, SMD, SMT, SNNP, SO, SOLAR, SONIC, SPA, SPCG, SPG, SPVI, SQ, SR, SSC, SSS, STANLY, STARK, STC, STEC, STHAI, STI, STPI, SUC, SUN, SUTHA, SVH, SVOA, SVT, SWC, SYNEX, TACC, TAPAC, TC, TCC, TCCC, TCJ, TCOAT, TEAM, TEAMG, TFM, TGPRO, TH, THAI, THANA, THE, THG, THL, THMUI, TIGER, TIPH, TITLE, TK, TKC, TM, TMC, TMW, TNDT, TNPC, TOA, TPAC, TPBI, TPCH, TPIPL, TPIPP, TPLAS, TPOLY, TPS, TQR, TR, TRC, TRITN, TRT, TRUBB, TRV, TSE, TSF, TSR, TTI, TTT, TTW, TVT, TWP, TWZ, TYCN, UAC, UMI, UMS, UNIQ, UP, UPA, UPOIC, UREKA, UTP, UVAN, VL, VNG, VPO, VRANDA, W, WAVE, WFX, WGE, WINMED, WINNER, WORK, WORLD, WP, WPH, XPG, YGG

Explanations

Companies participating in Thailand's Private Sector Collective Action Coalition Against Corruption programme (Thai CAC) under Thai Institute of Directors (as of April 5, 2022) are categorised into: companies that have declared their intention to join CAC, and companies certified by CAC.