



Market today

“Still pressured by inflation and higher interest rates”

The SET is likely to fall in response to pressure from an accelerating inflation, causing economic concerns and a possible hike in interest rate. Watch the FOMC meeting on June 14-15. The SET has supports at 1,580 and 1,560 which could be a turning point, and resistance is pegged at 1,617 and 1,627.



Today's highlights

- The Ministry of Finance has proposed the imposition of a 0.01% tax on stock transactions valued at over Bt1mn, which sentimentally negative for securities companies and foreign investors as it will raise costs.
- The cabinet meeting will today consider phase 4 of the “We travel together” campaign for 1.5mn people and the first phase of a stimulus package aimed at the grassroots economy with 2,000 projects worth Bt2-3bn per phase.
- The OFFO announced a fourth rise in diesel price of Bt1 per litre to Bt35 per litre, effective today; the oil fund is in a deficit of Bt91bn.



Strategy today

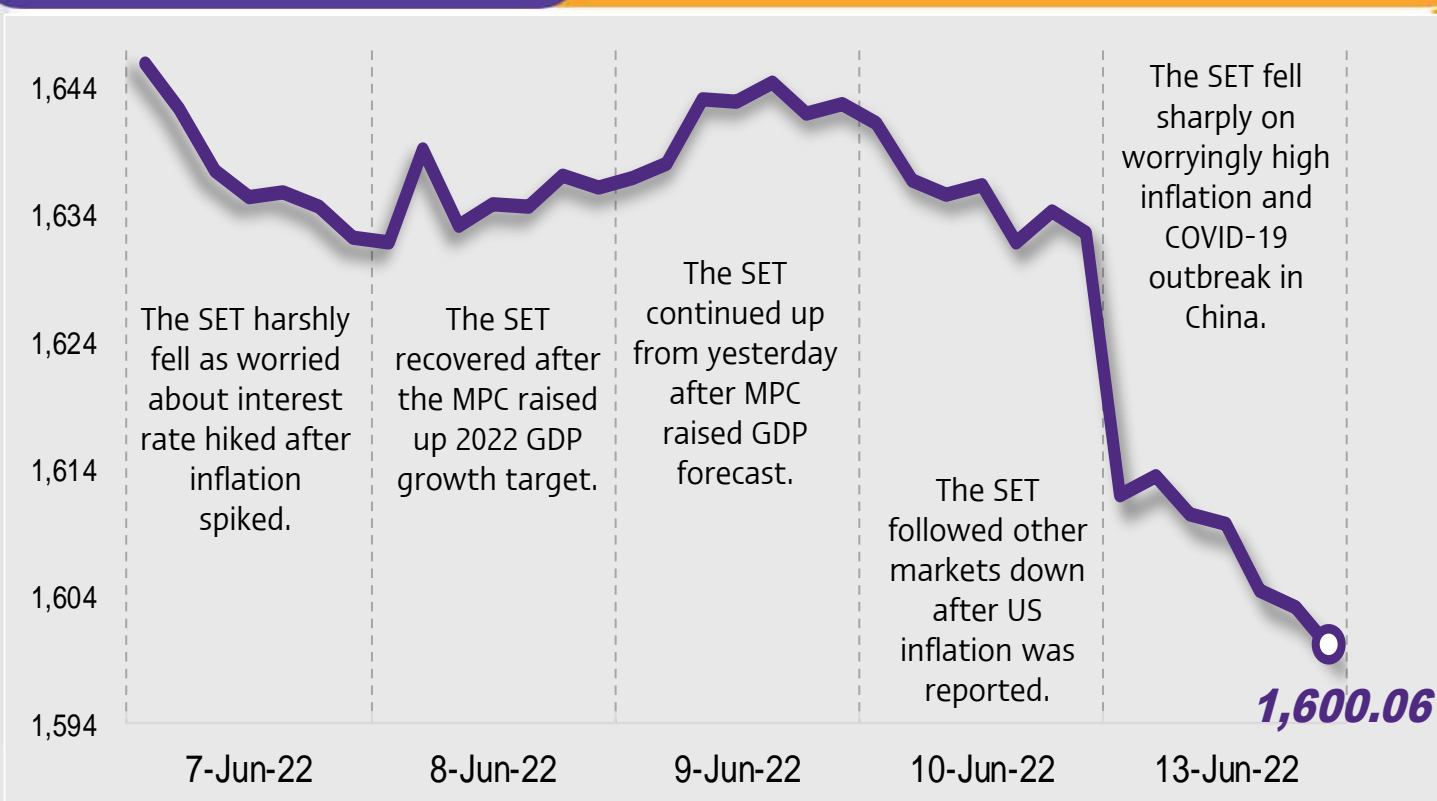
Major risks are unchanged and remain high with a more rapid tightening of monetary policy coming with an economic slowdown, causing the market to have more downside than upside and resulting in a volatile market. We suggest “selective buy” in good quality stocks or in those with a specific positive story.

Daily report

Tuesday, June 14, 2022

Support - Resistances

1580/1560 – 1617/1627



Trading today

Weekly portfolio: We continue to suggest very cautious investment. In the presence of high short-term volatility, any investment must be very selective. We recommend investing in good quality defensive stocks or in companies with specific positive factors:

1) stocks benefiting from an upward trend in interest rates – KBANK, BBL and BLA; we expect stock prices to have a positive response to a more rapid step up in rates by the BoT than expected. We also expect 2Q-4Q22 earnings to improve in both YoY and QoQ.

2) for investors with high-risk tolerance and interested in stocks whose prices are already down, have good risk/reward and benefit from resolution of the supply chain problem and improved demand, we recommend look for opportunity to speculate in recovering stocks – DELTA, KCE, MAKRO and CBG.

We recommend low-risk tolerance investors to avoid investing in 1) stocks that are affected by the upward trend in interest rates, such as companies with high leasing portfolios and high liabilities (see further details in our Thai report, “View on the effects of an upward trend in rates”) and 2) stocks that receive less benefit from resolution of the supply chain hiccups, such as freight and logistics stocks.



Daily focus

CBG: benefits from the 2.7% DoD drop in aluminium price to a six-month low. We expect earnings to be at their lowest in 1H22 and then move back to an upward trend in 2H22 as margin improves (believe aluminium price peaked in 1Q22), introduction of new products and growing sales in foreign markets.

IVL: expects 2Q22 earnings to do well both YoY and QoQ from strong demand for PET and stable spread for PET/PTA at a high level. We expect 2022 earnings to grow by 49% YoY.

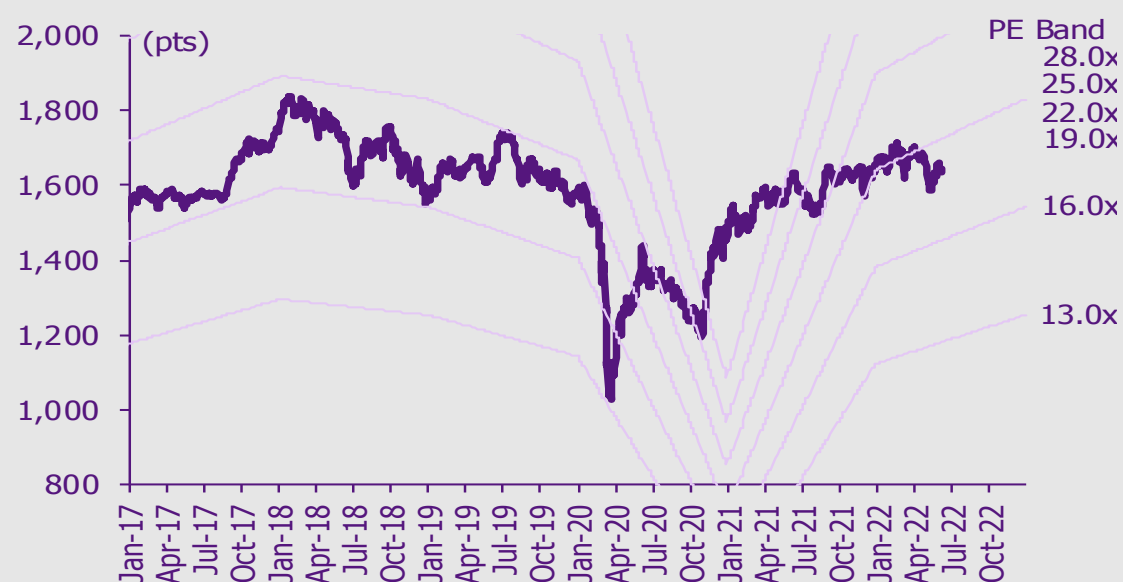
Today's reports

VCOM – 1Q22: Core profit weaker YoY

What to watch

Date	Event
14 Jun	Economic release: EU – Industrial production for Apr, US – PPI for May Event: FOMC meeting
15 Jun	Economic release: EU – Trade balance for Apr US – Retail sales for May, crude oil inventories Event: FOMC meeting
16 Jun	Economic release: JP – Trade balance for May, US – Unemployment claims Event: BoJ meeting
17 Jun	Economic release: JP – National core CPI for May, EU – Final CPI for May, US – Industrial production for May Event: BoJ meeting

SET Index movement



See the end of this report for disclaimer

SET index series

Index	13 Jun (pts)	Chg (pts)	Chg (%)	Value (Btmn)
SET	1,600.06	(32.56)	(1.99)	73,466.76
SET50	968.75	(18.86)	(1.91)	41,415.79
SET100	2,200.53	(45.22)	(2.01)	52,312.20
sSET	1,075.41	(27.51)	(2.49)	3,627.89
SETCLMV	1,004.10	(20.86)	(2.04)	29,375.03
SETHD	1,163.21	(16.76)	(1.42)	13,790.54
SETTHSI	1,014.80	(19.10)	(1.85)	42,066.17
SETWB	968.08	(16.02)	(1.63)	12,114.14
mai	621.11	(21.68)	(3.37)	5,467.87

Trading summary by investor type

(Btmn)	13 Jun	WTD	MTD	YTD
Foreign				
Net	(2,597)	(2,597)	(11,888)	130,129
Breakdown (%)	46.81	46.81	48.14	46.36
Institution				
Net	(3,653)	(3,653)	(5,237)	(96,089)
Breakdown (%)	8.13	8.13	7.54	7.81
PropTrade				
Net	79	79	1,263	2,710
Breakdown (%)	7.51	7.51	7.61	8.60
Individual				
Net	6,171	6,171	15,862	(36,749)
Breakdown (%)	37.56	37.56	36.71	37.24

% of total trade value for each investor type

S50 futures trading by foreign investors

(Contract)	13-Jun	WTD	MTD	YTD
Foreign	(27,636)	(27,636)	(41,062)	32,068
Institution	(3,036)	(3,036)	(889)	13,677
Customer	30,672	30,672	41,951	(45,745)

Bond trading by foreign investors

(Btmn)	13-Jun	WTD	MTD	YTD
Buy	2,139	2,139	23,314	606,502
Sell	1,161	1,161	27,733	487,733
Net	978	978	-4,419	118,770

Investment Strategy Department

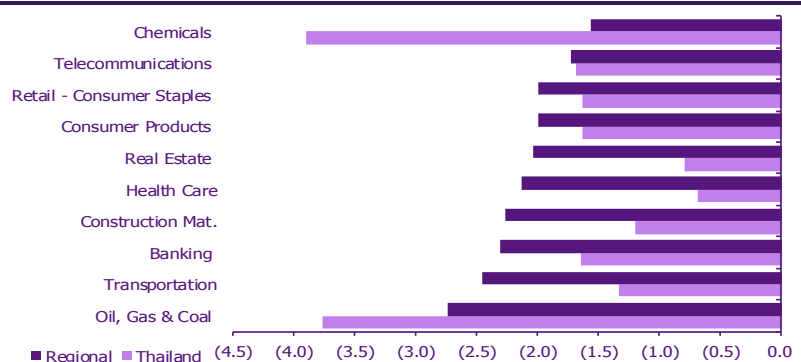
Market update

Global market movement

	13-Jun	Index	Chg (pts)	Performance (%)				PE (x)		EPS gth (%)		PBV (x)		ROE (%)	
				1D	WTD	MTD	YTD	22F	23F	22F	23F	22F	23F	22F	23F
S&P 500		3,750	(151.23)	(3.9)	(3.9)	(9.3)	(21.3)	16.4	15.0	17.9	9.2	3.5	3.1	21.7	28.5
Euro Stoxx 600		413	(10.19)	(2.4)	(2.4)	(7.0)	(15.4)	12.1	11.5	22.0	5.3	1.6	1.5	11.5	11.3
Japan		26,987	(836.85)	(3.0)	(3.0)	(1.1)	(6.3)	15.2	14.2	1.1	6.9	1.6	1.5	9.8	10.2
Hang Seng		21,068	(738.60)	(3.4)	(3.4)	(1.6)	(10.0)	10.9	9.4	(26.4)	15.3	1.1	1.0	11.3	11.2
MSCI Asia x J		681	0.00	0.0	0.0	(0.9)	(13.7)	12.9	11.5	3.2	12.5	1.5	1.4	11.7	11.6
Philippines		6,467	(63.03)	(1.0)	(1.0)	(4.5)	(9.2)	15.7	13.1	21.1	19.9	1.5	1.4	8.3	9.9
Indonesia		6,995	(91.21)	(1.3)	(1.3)	(2.1)	6.3	16.1	15.0	30.9	7.6	2.1	1.9	(10.7)	(9.7)
Malaysia		1,465	(29.12)	(1.9)	(1.9)	(6.7)	(6.6)	14.1	12.7	(0.7)	11.4	1.4	1.4	10.3	11.1
Thailand		1,600	(32.56)	(2.0)	(2.0)	(3.8)	(3.5)	16.5	15.0	12.5	10.0	1.6	1.5	8.2	8.8
Asean 4 - simple avg.				(1.5)	(1.5)	(4.3)	(3.2)	15.6	13.9	16.0	12.2	1.7	1.6	4.0	5.0
China		3,256	(29.28)	(0.9)	(0.9)	2.2	(10.6)	11.2	9.6	18.3	16.7	1.3	1.2	11.1	11.0
India		52,847	(1,456.74)	(2.7)	(2.7)	(4.9)	(9.3)	19.0	16.2	19.5	16.7	2.9	2.5	15.2	15.6
Singapore		3,139	(42.38)	(1.3)	(1.3)	(2.9)	0.5	12.5	10.9	9.8	14.6	1.0	1.0	8.8	9.6
Taiwan		16,071	(389.14)	(2.4)	(2.4)	(4.4)	(11.8)	11.0	11.1	9.9	(0.9)	2.0	1.9	20.2	18.3
Korea		2,505	(91.36)	(3.5)	(3.5)	(6.8)	(15.9)	10.1	8.7	3.4	16.2	1.0	0.9	7.2	13.2
Others				(2.2)	(2.2)	(3.3)	(9.4)	12.7	11.3	12.2	12.7	1.6	1.5	12.5	13.5

Regional sector movement

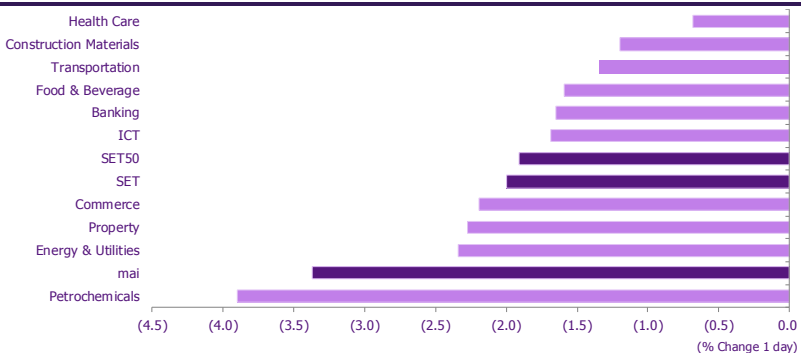
	Price performance (%) *			
	13-Jun	WoW	MoM	YTD
Banking	(2.31)	(2.88)	(6.50)	(9.33)
Chemicals	(1.56)	(2.59)	1.68	(4.16)
Construction Mat.	(2.27)	(3.70)	(5.17)	(5.55)
Consumer Products	(2.00)	(3.38)	(5.22)	(10.73)
Health Care	(2.13)	(3.05)	(4.60)	(11.80)
Oil, Gas & Coal	(2.74)	(1.99)	1.56	3.00
Real Estate	(2.04)	(1.29)	(4.69)	(13.47)
Retail - Consumer Staples	(2.00)	(3.38)	(5.22)	(10.73)
Telecommunications	(1.73)	(3.21)	(5.35)	(12.64)
Transportation	(2.45)	(4.08)	(2.07)	(4.40)



* Regional sector price performances (%) are based on US\$ and Thai sector price performances (%) are based on baht

Thailand sector movement

	Price performance (%)			
	13-Jun	WoW	MTD	YTD
Banking	(1.65)	(0.29)	(1.19)	(10.31)
Commerce	(2.20)	(5.44)	(6.68)	(3.26)
Construction Materials	(1.20)	(2.16)	(3.82)	(8.02)
Energy & Utilities	(2.34)	(2.47)	(2.92)	0.97
Food & Beverage	(1.59)	(1.86)	(1.90)	(1.44)
Health Care	(0.68)	(3.88)	(5.81)	9.82
ICT	(1.69)	(2.01)	(4.54)	(1.53)
Petrochemicals	(3.90)	(1.24)	(1.65)	(4.36)
Property	(2.27)	(4.09)	(5.10)	(2.20)
Transportation	(1.34)	(2.76)	(3.33)	4.71
SET	(1.99)	(2.80)	(3.81)	(3.47)
SET50	(1.91)	(2.66)	(3.34)	(2.22)
MAI	(3.37)	(2.20)	(3.12)	6.70



10 Most active stocks by value

Stock	Price (Bt)	Value (Btmn)	Chg (%)
TOP	53.50	3,132.22	(5.73)
PTT	36.50	2,573.07	(2.67)
SCB	108.00	2,422.23	(3.14)
KBANK	147.00	1,873.77	(1.67)
OR	26.00	1,753.58	(3.70)
BANPU	13.00	1,706.90	0.00
AOT	68.25	1,578.25	(0.73)
CPALL	61.75	1,535.88	(2.76)
PTTEP	173.00	1,505.26	0.00
BDMS	24.80	1,317.31	0.00

Top 10 gainers

Stock	Price (Bt)	Value (Btmn)	Chg (%)
SE-ED	2.90	17.12	29.46
NOVA	16.70	111.05	29.46
MPIC	2.16	4.09	29.34
BUI	30.00	27.28	29.31
ICC	38.25	3.07	25.41
ROH	4.20	18.37	22.81
SCG	5.80	20.91	16.94
DUSIT	10.90	98.00	11.22
LRH	33.00	4.68	9.09
TVI	20.10	326.75	6.91

Top 10 losers

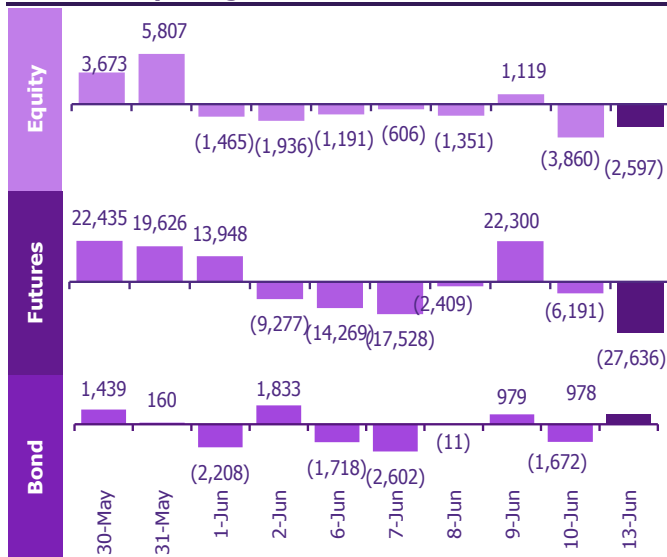
Stock	Price (Bt)	Value (Btmn)	Chg (%)
CPH	32.00	370.90	(29.67)
AFC	12.20	20.20	(19.74)
SUTHA	4.48	34.02	(18.55)
CPL	3.06	45.01	(16.85)
NFC	6.65	227.70	(15.82)
VARO	12.80	17.61	(15.79)
SAWANG	11.70	0.05	(15.22)
GC	5.80	49.27	(14.71)
TEAMG	8.25	169.27	(14.06)
PPPM	0.13	2.66	(13.33)

Fund flow monitor

Regional foreign fund flows to equity

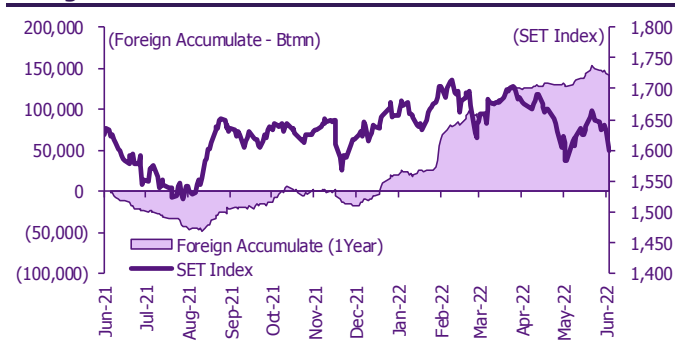
(US\$ Mn)	Thailand	Indonesia	Philippines	Malaysia	Vietnam	India	Taiwan	South Korea	Japan
Daily									
13-Jun-22	(74)	25	(12)		(8)		(1,757)	(349)	
10-Jun-22	(111)	(13)	(24)	(42)	4	(409)	(633)	(701)	
9-Jun-22	32	80	(7)	(43)	8	(180)	(282)	(837)	
8-Jun-22	(39)	39	(3)	(8)	12	(310)	118	(78)	
7-Jun-22	(18)	(43)	(10)	(7)	7	(288)	(559)	(244)	
Weekly									
WTD	(74)	25	(12)	(99)	(8)	(1,426)	(1,757)	(349)	(934)
10-Jun-22	(170)	90	(48)	(99)	33	(1,426)	(1,459)	(1,860)	0
3-Jun-22	178	327	(19)	109	85	(477)	1,093	971	(934)
27-May-22	201	111	(188)	(19)	(17)	(1,107)	296	(250)	7
20-May-22	271	(10)	(10)	6	(6)	(637)	85	347	32
Monthly									
MTD	(344)	161	(76)	(91)	20	(2,069)	(3,900)	(2,451)	(934)
May-22	592	(243)	(350)	18	138	(4,871)	57	170	(1,993)
Apr-22	321	2,783	(99)	193	170	(3,816)	(9,102)	(4,963)	29,604
Mar-22	1,006	584	(204)	783	(174)	(3,693)	(9,428)	(3,640)	(15,202)
YTD	3,939	4,930	(644)	1,661	5	(24,284)	(30,245)	(13,741)	9,195

Thailand daily foreign net flows

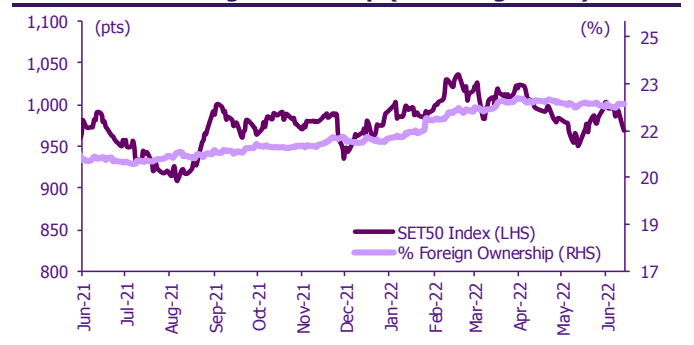


	Equity (Btmn)	SET50 futures (Contract)	Bond (Btmn)*	Bond (Btmn)
Daily				
13-Jun-22	(2,597)	(27,636)	(5,349)	978
Weekly				
WTD	(2,597)	(27,636)	(5,349)	978
10-Jun-22	(5,890)	(18,097)	(3,566)	(5,022)
2-Jun-22	6,079	46,732	9,334	1,224
27-May-22	6,870	43,576	8,564	20,403
20-May-22	9,362	67,365	13,066	12,605
Monthly				
MTD	(11,888)	(41,062)	(7,970)	(4,419)
May-22	20,284	109,007	21,576	30,012
Apr-22	10,869	(66,776)	(13,291)	7,617
Mar-22	33,530	39,723	8,382	(66,967)
Quarterly				
QTD	19,265	1,169	315	33,211
1Q22	110,864	30,899	6,488	85,559
4Q21	28,128	44,270	8,986	110,523
3Q21	(443)	6,232	1,282	21,383
2Q21	(46,593)	(7,583)	(994)	76,603
YTD	130,129	32,068	6,803	118,770
2021	(48,578)	27,284	6,522	212,522
2020	(264,386)	(10,657)	(2,522)	(35,245)

Foreign net flow and SET movement



SET50 and its foreign ownership (excluding NVDR)



Foreign buy/sell activity monitor

Most foreign holding value change

	Fgn hid (%)	Δ Fgn (M.shares)	Buy* (Btmn)
TOP	15.91	3.27	175
KBANK	42.52	0.86	126
SPRC	69.74	8.57	108
JMT	5.90	1.30	94
TRUE	49.00	19.97	91
IVL	70.94	1.57	78
BH	23.62	0.45	77
TU	27.07	3.50	60
RCL	8.57	1.21	51
TIDLOR	40.99	1.31	42

Top-5 NVDR net buy/sell

	Fgn hid (%)	Δ Fgn (M.shares)	Sell* (Btmn)	Buy* (Btmn)	Sell* (Btmn)
PTTEP	16.20	(1.35)	(234)	334	(618)
ADVANC	35.88	(1.04)	(216)	235	(591)
BDMS	21.73	(8.31)	(206)	231	(373)
BBL	25.23	(1.49)	(198)	224	(225)
HMPRO	13.34	(11.47)	(158)	211	(219)
CPN	23.29	(2.46)	(149)	193	(203)
TTB	27.38	(113.39)	(142)	189	(201)
PTT	9.06	(3.30)	(121)	178	(152)
COM7	7.04	(3.33)	(109)	175	(133)
CPALL	33.58	(1.59)	(98)	156	(112)
OR				334	(618)
BDMS				235	(591)
BANPU				231	(373)
ADVANC				224	(225)
SPRC				211	(219)
EA				193	(203)
MTC				189	(201)
IVL				178	(152)
CRC				175	(133)
TIPH				156	(112)
PTT					(618)
SCB					(591)
PTTGC					(373)
SCC					(225)
TOP					(219)
KBANK					(203)
HANA					(201)
AOT					(152)
PTTEP					(133)
STGT					(112)

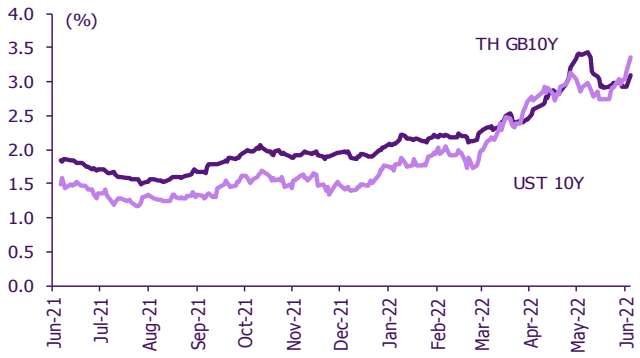
* SCBS Investment Research estimates

Multi-asset price update

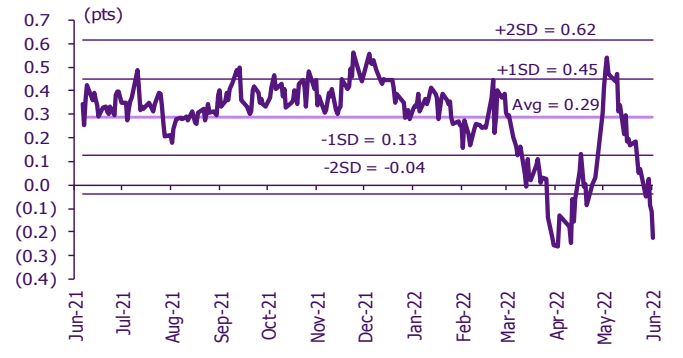
Key indicator update

	Close	13-Jun	WoW	MoM	YoY	YTD
Financial market condition						
VIX Index	34.02	22.59	35.70	17.84	117.38	97.56
Europe CDS (bps)	105.066	7.26	17.14	12.55	58.12	57.19
LIBOR OIS Spread (bps)	0.01941	(4.87)	(11.20)	(12.60)	(2.43)	(7.07)
TED Spread (bps)	0.2107	(23.22)	(27.24)	(29.05)	11.21	3.20
Exchange rate						
Dollar Index	105.20	0.97	2.72	0.71	16.23	9.96
USD/THB	34.91	0.61	1.46	0.49	12.30	5.16
EUR/USD	1.04	(1.02)	(2.67)	(0.04)	(14.04)	(8.43)
USD/JPY	134.42	(0.00)	1.93	4.05	22.60	16.81
Bond: (Change in basis points)						
TH Gov Bond 2Y	1.71%	8.74	9.65	(3.54)	119.83	105.92
TH Gov Bond 10Y	3.09%	16.08	10.11	(30.03)	128.20	119.25
US Gov Bond 2Y	3.39%	32.46	64.94	80.78	324.71	266.38
US Gov Bond 10Y	3.38%	21.59	33.16	46.22	192.71	186.36
Commodities						
CRB Index	629.54	0.00	(0.46)	(0.07)	11.73	8.86
Gold (US\$/oz)	1,819.10	(2.77)	(1.16)	0.47	(3.06)	(0.55)
Gross Refining Margin (US\$/bbl)	35.43	0.00	(8.47)	24.71	n.m.	479.87
Dubai Crude (US\$/bbl)	116.68	0.00	2.34	(8.81)	65.24	59.42
NYMEX Crude (US\$/bbl)	120.93	0.22	2.05	9.45	70.54	149.65
Baltic Dry Index (pts)	2,260.00	(2.59)	(11.72)	(27.19)	(20.90)	1.94

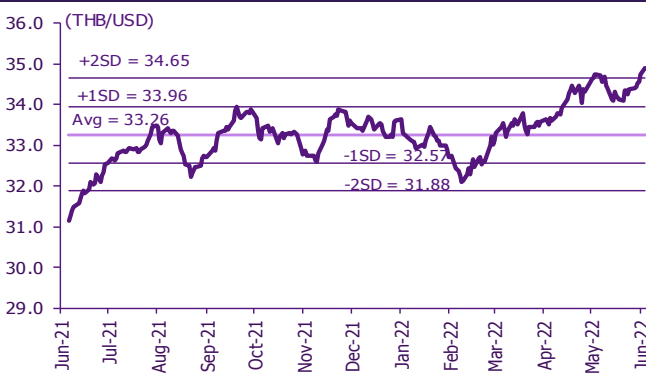
Thai and US 10-year government bond yield



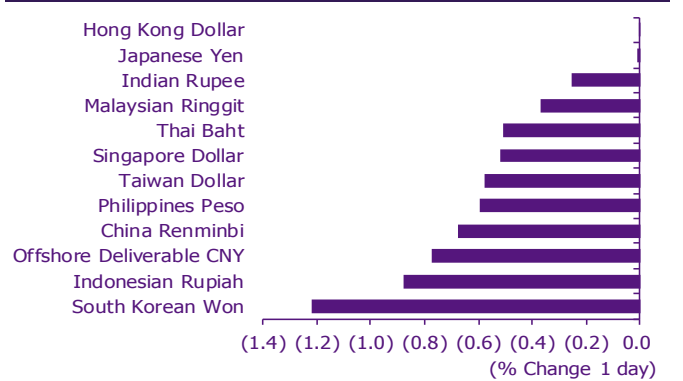
Thai and US 10-year government bond spread



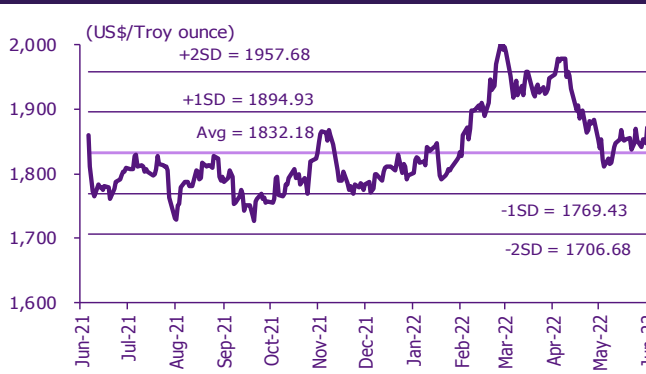
THB/USD exchange rate



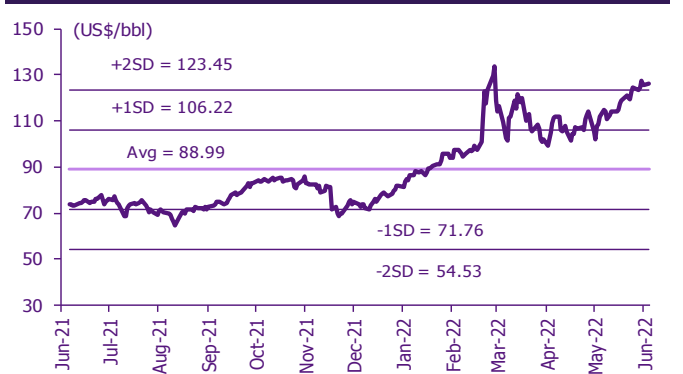
Regional foreign exchange rate spot return



Gold



Brent crude



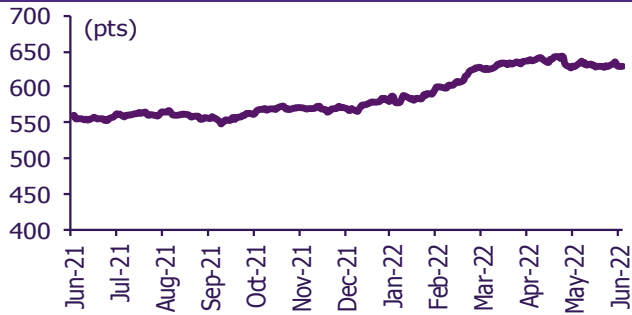
Commodities daily price update

	As of 13-Jun-22	-1W %	Avg. Price QTD in 2Q22	% QoQ	% YoY	Avg. Price in '21	% YoY	Avg. Price in '22	% YoY	Update
CRB Index	629.54	0.1	634.85	5.1	18.0	535.54	36.83	617.70	15.3	Daily
Energy Prices										
Crude Oil - Dubai (US\$/bbl)	120.49	4.3	107.74	11.2	62.2	68.86	63.18	101.73	47.7	Daily
Brent Crude (US\$/bbl)	126.38	1.5	111.80	12.3	62.9	70.52	66.54	105.03	48.9	Daily
West Texas Int. Cushing (US\$/bbl)	120.93	1.7	108.33	14.1	57.8	68.06	72.51	100.94	48.3	Daily
Crude Oil - Asia-Pacific Tapis Oil Spot (US\$/bbl)	131.20	3.7	117.35	12.7	71.0	71.82	61.89	110.08	53.3	Daily
Natural Gas Henry Hub (US\$/mmBTU)	8.67	1.5	7.81	71.0	192.5	3.13	30.17	6.02	92.4	Daily
Coal Price NEX (US\$/MT)	402.11	(4.5)	365.06	35.0	243.6	138.28	135.73	312.82	126.2	Friday
Oil Product Prices and Gross Refinery Margin										
Gas Oil 500 ppm Sulfur Singapore (US\$/bbl)	164.67	2.8	144.14	29.4	98.7	76.20	52.83	126.06	65.4	Daily
Gas Oil - Dubai (US\$/bbl)	44.18	(0.9)	36.40	150.6	496.7	7.34	(4.17)	24.33	231.4	Daily
Gasoline, 92 RON Spot (US\$/bbl)	150.41	(2.1)	134.40	20.7	82.7	76.66	75.97	120.96	57.8	Daily
Gasoline - Dubai (US\$/bbl)	29.92	(21.4)	26.66	102.2	273.0	7.80	472.22	19.22	146.6	Daily
Fuel Oil 180 Singapore Spot (US\$/bbl)	100.52	(0.8)	100.67	(9.6)	72.8	61.57	60.99	91.87	49.2	Daily
Fuel Oil - Dubai (US\$/bbl)	(19.97)	40.8	(7.07)	(41.7)	(13.7)	-7.29	84.36	(9.86)	35.3	Daily
Jet Kerosene - Spot Price (US\$/bbl)	159.56	3.5	138.49	27.9	98.2	73.98	60.45	121.84	64.7	Daily
Jet Kerosene - Dubai (US\$/bbl)	39.07	1.3	30.75	168.1	791.2	5.12	31.00	20.11	292.7	Daily
SG Dubai Hydrocracking Refinery Margin (US\$/bbl)	30.12	0.0	24.18	164.7	3,053.1	2.00	467.16	13.48	575.1	Daily
Olefins Product Prices and Spread										
Ethylene, FOB Japan Spot (US\$/MT)	1,060	(1.9)	1,197	(0.4)	18.2	1,010	39.56	1,151	14.0	Tuesday
Ethylene Spread (US\$/MT)	237	11.1	296	382.5	(27.0)	361	5.77	259	(28.1)	Daily
Propylene (Olefins), FOB Japan Spot (US\$/MT)	1,030	0.5	1,108	1.1	6.3	1,005	27.27	1,102	9.6	Tuesday
Propylene Spread (US\$/MT)	207	30.7	207	(2.6)	(52.5)	356	(12.55)	210	(41.0)	Daily
Naphtha - Singapore Spot FOB (US\$/MT)	823	(5.0)	901	2.0	48.4	649	69.72	891	37.4	Daily
Polyolefins Prices and Spread										
Polye HDPE SE Asia (US\$/MT)	1,230	0.0	1,357	31.5	(61.6)	1,179	33.19	1,321	12.1	Tuesday
HDPE-Naphtha Spread (US\$/MT)	407	12.0	456	315.4	(21.2)	530	5.43	430	(19.0)	Daily
Polye LDPE-Film, CFR SE Asia Spot (US\$/MT)	1,570	(1.9)	1,699	5.4	(47.8)	1,525	51.71	1,651	8.2	Tuesday
LDPE-Naphtha Spread (US\$/MT)	747	1.9	798	85.3	(13.3)	876	40.66	759	(13.4)	Daily
PP Film, Spot South East Asia (US\$/MT)	1,240	0.0	1,349	3.0	2.3	1,298	35.78	1,327	2.2	Tuesday
PP Spread (US\$/MT)	417	11.7	447	(100.0)	(37.1)	649	13.18	435	(33.0)	Daily
MEG Prices and Spread										
MEG, CFR South East Asia (US\$/MT)	650	2.4	647	(6.2)	0.1	679	(88.71)	670	(1.3)	Tuesday
MEG Spread (US\$/MT)	-7	(79.2)	-96	11,262.7	(620.5)	53	120.79	-43	n.m.	Tuesday
Aromatics Product Prices and Spread										
Paraxylene, FOB USG Spot (US\$/MT)	1,895	11.5	1,437	25.1	57.0	894	56.10	1,278	(52.9)	Tuesday
Paraxylene Spread (US\$/MT)	882	21.1	531	59.6	50.9	310	342.73	421	35.7	Tuesday
Paraxylene - 92 RON Spread (US\$/MT)	612	57.1	291	38.4	1.1	241	362.24	246	51.4	Daily
Toluene, FOB Korea Spot (US\$/MT)	1,305	13.5	1,080	22.1	47.5	728	111.96	972	(50.0)	Tuesday
Benzene, CFR Japan Spot (US\$/MT)	1,450	4.3	1,238	13.4	27.8	931	87.66	1,158	(60.9)	Tuesday
Benzene Spread (US\$/MT)	733	15.8	444	48.5	3.9	352	117.03	364	3.6	Daily
Benzene - 92 RON Spread (US\$/MT)	167	110.0	92	(40.0)	(73.0)	277	122.54	126	(54.6)	Daily
Condensate (US\$/MT)	1,013	4.2	907	11.1	60.8	584	61.01	857	46.7	Daily
PTA Prices and Spread										
PTA, CFR South East Asia (US\$/MT)	1,085	6.9	978	15.1	39.7	705	48.18	908	28.7	Tuesday
PTA Spread (US\$/MT)	-185	48.9	15	(81.0)	(82.4)	106	15.15	51	(51.7)	Tuesday
PVC Prices and Spread										
PVC, CFR South East Asia (US\$/MT)	1,320	0.0	1,412	1.3	(5.5)	1,445	63.60	1,403	(2.9)	Tuesday
Ethylene Spread (US\$/MT)	1,083	(2.1)	1,117	(4.1)	2.5	1,084	99.99	1,143	5.5	Tuesday
Ethylene Dichloride CFR Far East Asia (US\$/MT)	620	0.0	676	(20.1)	(3.9)	734	140.72	770	4.9	Tuesday
Metal										
Gold (US\$/Troy Ounce)	1,819	(1.7)	1,885	0.3	3.9	1,799	1.56	1,881	4.6	Daily
LME Copper 3 Month Rolling Forward (US\$/MT)	9,325	(2.1)	9,738	(2.4)	0.5	9,293	49.95	9,870	6.2	Daily
Silver Future (US\$/Troy Ounce)	21	(4.2)	23	(4.7)	(13.7)	25	19.07	24	(6.1)	Daily
China Composite Steel Prices (CNY/MT)	5,184	(0.3)	5,327	2.2	(6.6)	5,473	35.91	5,265	(3.8)	Daily
Agriculture Prices										
Malaysian Crude Palm Oil Spot Price(MYR/MT)	6,541	(3.4)	6,841	11.3	62.7	4,443	59.82	6,459	45.4	Daily
SGX Ribbed Smoked Sheet 3 (RSS3) Futures (US\$/KG.)	209	(3.5)	214	1.7	(4.1)	209	18.21	212	1.5	Daily
Sugar #11 (US\$/LB)	19	(3.1)	20	6.6	27.6	16	29.55	19	15.9	Daily
Freight Rate										
Baltic Freight Index: BDIY	2,260	(14.2)	2,557	25.1	(7.7)	2,921	173.99	2,274	(22.1)	Daily
Baltic Supramax Index: BSI58	2,495	(7.7)	2,675	17.0	16.0	2,424	224.85	2,461	1.5	Daily

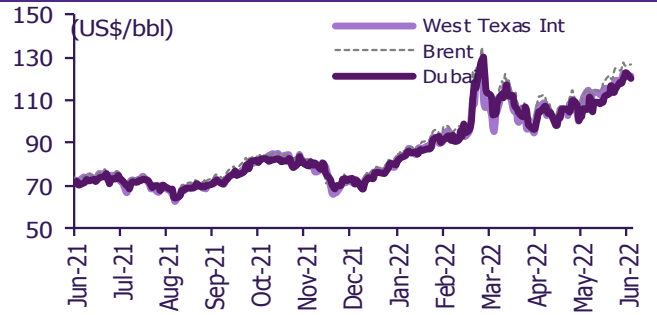
Source: Bloomberg Financial L.P., TQ Professional, BANPU, BOT, SCBS Investment Research

Commodities daily chart update

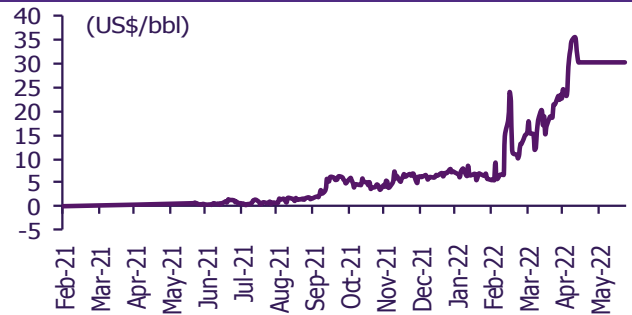
CRB US Spot All Commodities Price Index



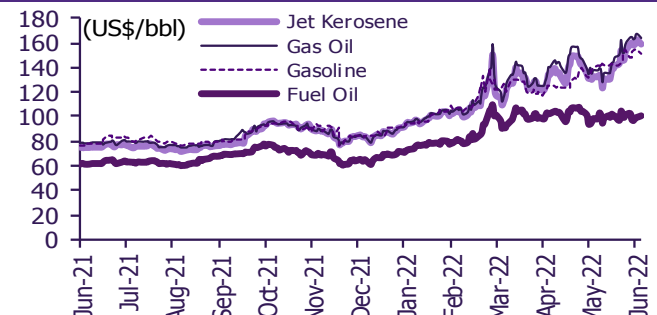
Crude prices



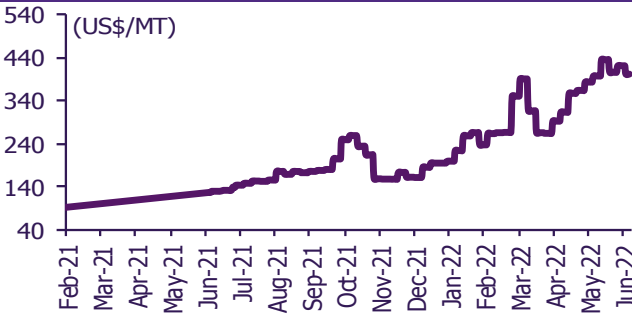
SG Dubai Hydrocracking Refinery Margin



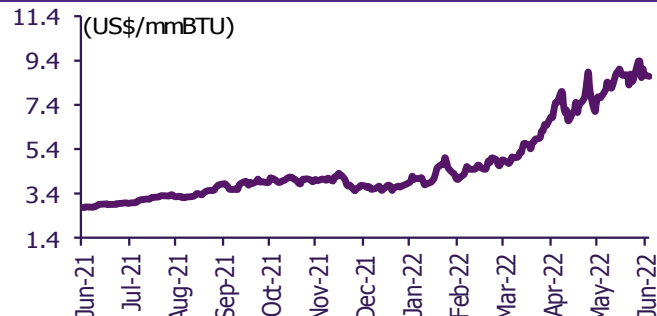
Oil product prices



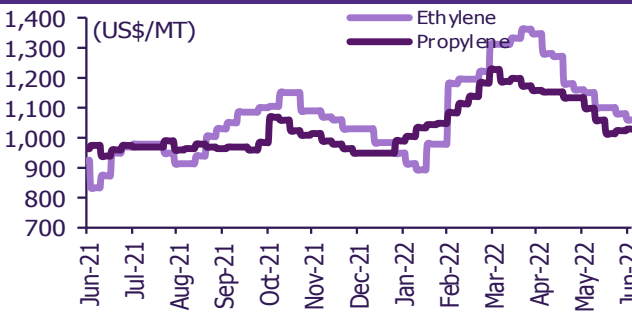
Coal price (NEX)



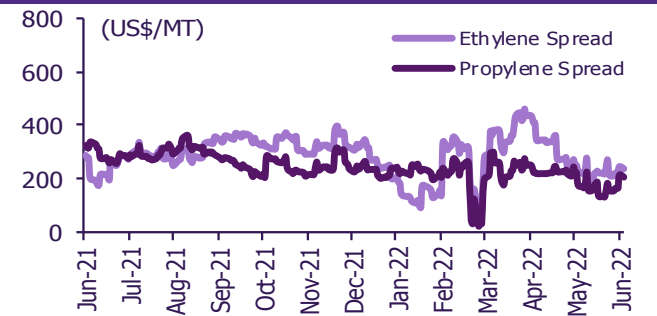
Natural gas prices (Henry hub)



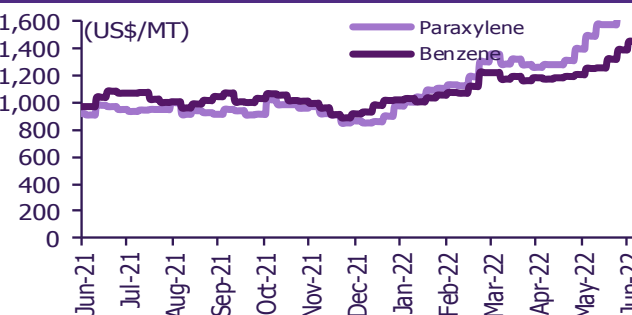
Olefins prices



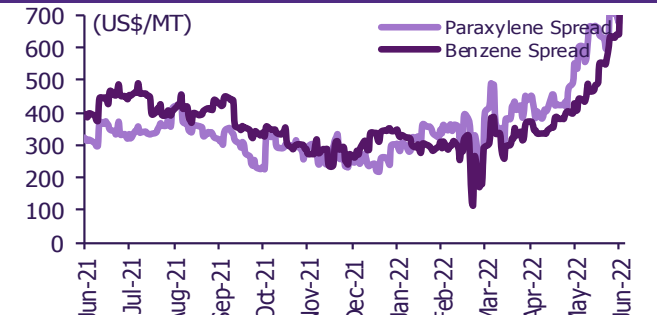
Olefins spreads



Aromatics prices

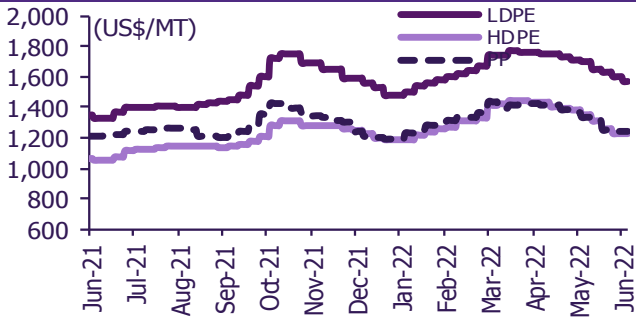


Aromatics spreads

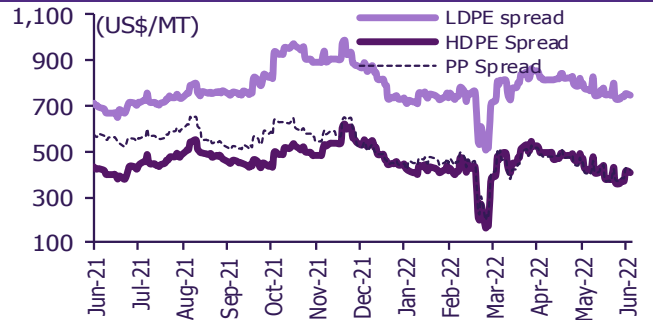


Commodities daily chart update

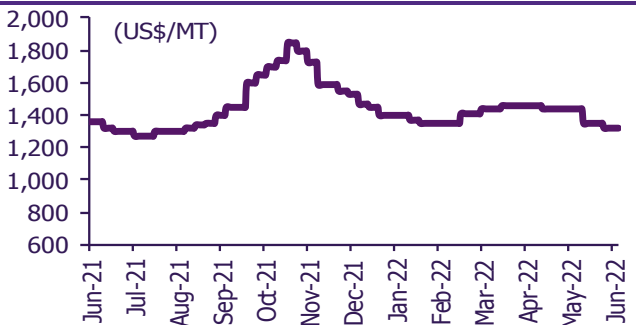
Polyolefins prices



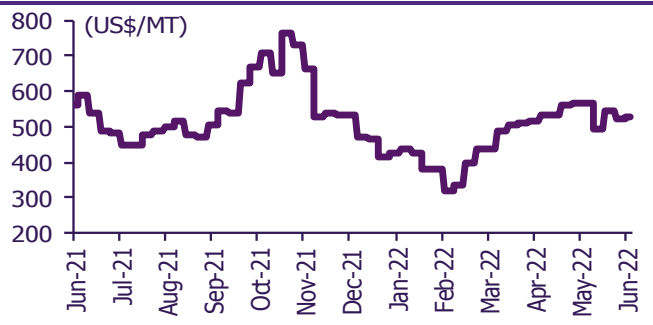
Polyolefins-Naphtha spreads



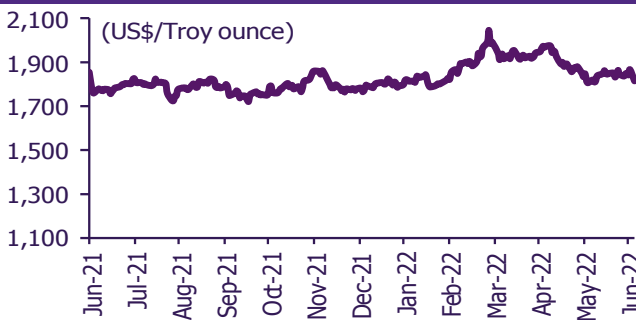
PVC price



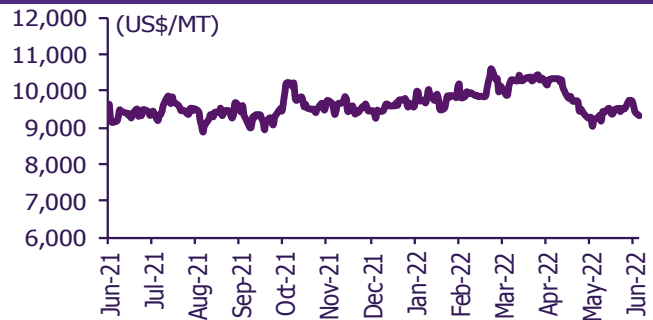
PVC spread



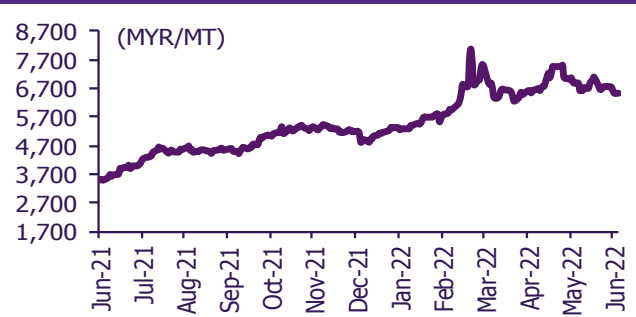
Gold price



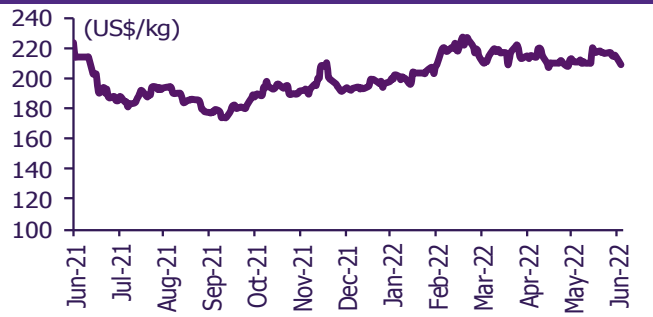
LME copper price



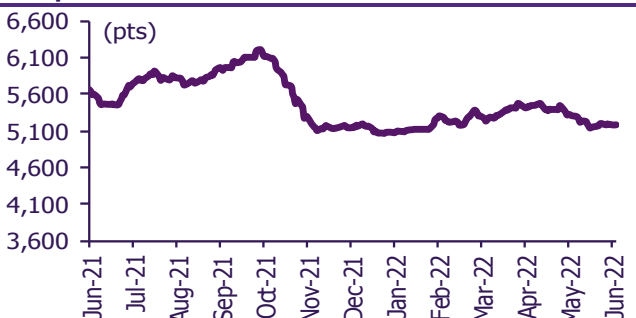
Malaysian crude palm oil price



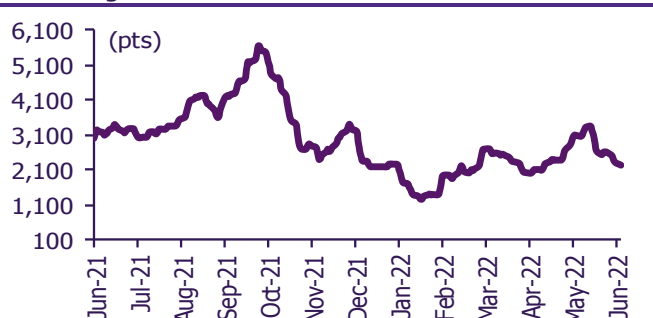
Rubber price (RSS3) futures



Steel price index



Baltic freight index



Source: Bloomberg Financial L.P., TQ Professional, BANPU, BOT, SCBS Investment Research

Short sales

	Volume (Shares)	Turnover (Bt)	Average price (Bt)	Last price 13-Jun-22	Gap between last close and short	Short sale volume comparing with main board
STA-R	3,432,900	75,671,250	22.04	21.80	1.11	44.42
SCC-R	700,000	252,159,100	360.23	360.00	0.06	31.96
SIRI	15,165,200	16,226,764	1.07	1.07	0.00	31.24
BAM-R	4,157,600	76,052,160	18.29	18.20	0.51	27.53
PTTEP-R	2,388,500	408,635,400	171.08	173.00	(1.11)	27.21
BCH-R	1,531,700	28,829,330	18.82	18.70	0.65	24.69
SUPEREIF	103,000	1,246,300	12.10	12.10	0.00	23.87
ITD	3,274,700	6,181,121	1.89	1.86	1.48	23.69
LPN	293,900	1,336,614	4.55	4.52	0.62	21.50
CKP	3,715,200	20,303,585	5.47	5.40	1.20	20.90
DELTA-R	302,200	93,110,900	308.11	305.00	1.02	20.56
BEC-R	994,100	15,261,410	15.35	15.20	1.00	20.41
TPIPL	3,068,800	4,762,042	1.55	1.55	0.11	20.13
CBG-R	870,100	90,227,900	103.70	104.00	(0.29)	19.63
TCAP-R	1,257,500	48,043,475	38.21	37.75	1.21	19.08
GRAMMY	3,700	40,940	11.06	11.10	(0.32)	18.78
KTB-R	7,417,600	115,692,860	15.60	15.60	(0.02)	17.94
SCB-R	3,988,200	429,645,250	107.73	108.00	(0.25)	17.78
CPF	5,014,500	129,373,950	25.80	26.00	(0.77)	17.74
AOT-R	4,069,300	277,800,750	68.27	68.25	0.03	17.62
BAY	115,900	3,711,525	32.02	32.25	(0.70)	17.00
ASP	845,500	2,698,838	3.19	3.20	(0.25)	16.68
AWC	7,700,400	37,257,012	4.84	4.82	0.38	16.50
INTUCH-R	703,600	48,626,300	69.11	69.25	(0.20)	16.22
MINT	1,525,500	52,812,625	34.62	34.50	0.35	16.16
VIBHA-R	1,464,000	3,638,540	2.49	2.48	0.22	16.04
BCT	1,100	54,725	49.75	49.75	0.00	15.94
GPSC-R	1,160,400	74,192,125	63.94	63.25	1.09	15.56
AWC-R	7,255,100	35,074,430	4.83	4.82	0.30	15.54
BGRIM	1,004,900	33,948,300	33.78	33.75	0.10	15.13
AH	196,500	4,538,960	23.10	22.90	0.87	15.13
SC	566,000	1,863,222	3.29	3.30	(0.25)	14.96
KBANK-R	1,868,000	275,316,400	147.39	147.00	0.26	14.70
GPSC	1,079,800	68,902,225	63.81	63.25	0.89	14.48
SIRI-R	6,899,100	7,355,222	1.07	1.07	(0.36)	14.21
TCAP	929,600	35,451,500	38.14	37.75	1.02	14.11
AUCT	222,900	1,816,635	8.15	8.15	0.00	14.04
HANA-R	1,714,000	74,383,625	43.40	42.75	1.52	13.94
BCPG	947,500	11,071,480	11.68	11.50	1.61	13.90
TDEX	54,300	520,294	9.58	9.59	(0.09)	13.81
TOA	63,200	1,677,800	26.55	26.25	1.13	13.74
TMT	96,400	885,625	9.19	9.10	0.96	13.68
SAWAD-R	1,772,300	90,441,275	51.03	50.50	1.05	13.27
ANAN	2,296,100	2,916,061	1.27	1.25	1.60	13.23
SCCC-R	8,000	1,213,450	151.68	152.50	(0.54)	13.20
TTB-R	24,231,200	30,265,154	1.25	1.25	(0.08)	13.16
CPN-R	946,000	57,181,875	60.45	60.50	(0.09)	13.13
BGRIM-R	871,600	29,397,950	33.73	33.75	(0.06)	13.12
STGT	3,526,700	60,743,990	17.22	17.00	1.32	12.95
OSP-R	574,600	19,371,275	33.71	33.50	0.63	12.88
BTS-R	3,748,600	31,592,875	8.43	8.40	0.33	12.82
BA	398,700	4,148,820	10.41	10.40	0.06	12.62
RCL-R	534,700	22,609,475	42.28	42.00	0.68	12.54
KTC	583,500	34,886,475	59.79	59.75	0.06	12.48
KCE-R	1,151,400	71,568,425	62.16	61.75	0.66	12.46
IRPC	14,358,000	48,755,074	3.40	3.40	(0.13)	12.44
KEK-R	746,100	16,058,650	21.52	21.30	1.05	12.40
OSP	535,500	18,073,125	33.75	33.50	0.75	12.00
PTT	8,353,800	308,171,300	36.89	36.50	1.07	11.94
NCAP	275,900	1,735,070	6.29	6.25	0.62	11.93
SPALI	1,579,400	31,058,360	19.66	19.40	1.36	11.78
IRPC-R	13,558,400	45,949,396	3.39	3.40	(0.32)	11.75
BPP-R	255,500	3,924,500	15.36	15.30	0.39	11.62
BTS	3,396,800	28,774,880	8.47	8.40	0.85	11.62
GULF-R	3,163,500	148,222,625	46.85	46.75	0.22	11.49
TNH	6,300	226,800	36.00	36.25	(0.69)	11.31
SAT-R	79,900	1,502,500	18.80	18.70	0.56	11.23
CPALL	2,756,300	172,672,025	62.65	61.75	1.45	11.21
TISCO-R	521,300	46,809,500	89.79	89.75	0.05	11.16
SENA	466,800	1,892,904	4.06	3.98	1.89	10.98
ERW	1,068,900	3,964,728	3.71	3.74	(0.82)	10.95
BCH	671,000	12,659,210	18.87	18.70	0.89	10.82
TQM	643,000	31,440,950	48.90	49.00	(0.21)	10.74
JMT-R	903,700	65,573,500	72.56	71.75	1.13	10.74
PLANB-R	2,247,600	16,337,295	7.27	7.30	(0.43)	10.61
CHG-R	5,477,000	20,368,766	3.72	3.74	(0.56)	10.59
BDMS	5,633,400	139,236,480	24.72	24.80	(0.34)	10.58
TRUE-R	15,455,100	70,839,714	4.58	4.54	0.96	10.55
CPALL-R	2,586,900	161,758,075	62.53	61.75	1.26	10.52
BEM	3,551,900	31,564,645	8.89	8.80	0.99	10.40
AMATA	561,000	10,923,880	19.47	19.30	0.89	10.36
SINGER	230,700	11,298,425	48.97	48.75	0.46	10.21
AAV	1,389,300	3,862,254	2.78	2.78	0.00	10.16
AMATA-R	548,800	10,684,760	19.47	19.30	0.88	10.14
TSTH	626,700	804,536	1.28	1.28	0.29	10.13
SUPER	13,215,600	10,836,792	0.82	0.81	1.23	10.12
IVL-R	2,104,600	105,042,675	49.91	49.50	0.83	10.06
PTT-R	7,036,200	258,548,100	36.75	36.50	0.67	10.05
MTC	1,617,400	73,842,750	45.66	45.50	0.34	9.82
PTG-R	1,767,700	24,356,900	13.78	13.70	0.58	9.75

	Volume (Shares)	Turnover (Bt)	Average price (Bt)	Last price 13-Jun-22	Gap between last close and short	Short sale volume comparing with main board
TU-R	3,159,400	53,676,990	16.99	17.00	(0.06)	9.72
EPG-R	529,100	5,228,295	9.88	9.90	(0.19)	9.71
JR	154,600	1,091,185	7.06	7.00	0.83	9.68
BPP	211,600	3,248,210	15.35	15.30	0.33	9.62
JMART-R	658,100	36,978,350	56.19	55.25	1.70	9.61
SGP-R	101,900	1,158,370	11.37	11.40	(0.28)	9.55
SCGP-R	961,400	53,481,300	55.63	55.50	0.23	9.45
BEM-R	3,226,100	28,634,980	8.88	8.80	0.86	9.45
BAFS	76,900	2,165,325	28.16	28.25	(0.33)	9.25
PSG-R	3,194,500	3,331,854	1.04	1.05	(0.67)	9.11
TIDLOR	1,842,800	59,236,450	32.14	31.75	1.24	8.98
MBK-R	237,100	3,375,280	14.24	14.00	1.68	8.91
PTTGC-R	1,781,300	81,371,550	45.68	45.25	0.95	8.86
EGATIF	74,300	638,980	8.60	8.60	0.00	8.86
HMPRO-R	2,804,500	38,702,100	13.80	13.80	0.00	8.82
ADVANC	466,100	96,401,200	206.83	207.00	(0.08)	8.82
AOT	2,024,200	138,296,650	68.32	68.25	0.10	8.76
CPN	629,500	38,177,300	60.65	60.50	0.24	8.74
BBL	554,500	73,748,350	133.00	133.00	0.00	8.69
TIDLOR-R	1,774,700	56,824,675	32.02	31.75	0.85	8.65
DTAC-R	331,700	14,785,950	44.58	44.25	0.74	8.59
PLANB	1,808,100	13,206,720	7.30	7.30	0.06	8.54
GULF	2,314,600	108,925,575	47.06	46.75	0.66	8.41
JAS-R	5,659,700	20,021,352	3.54	3.50	1.07	8.40
WHA	6,578,800	20,753,734	3.15	3.10	1.76	8.38
BANPU	11,029,600	141,623,020	12.84	13.00	(1.23)	8.33
HANA	1,023,500	44,325,300	43.31	42.75	1.30	8.32
KTB	3,439,800	53,661,310	15.60	15.60	0.00	8.32
CK	471,900	9,527,870	20.19	20.00	0.95	8.20
KCE	747,900	46,416,125	62.06	61.75	0.51	8.09
BLA-R	1,595,900	67,611,200	42.37	43.00	(1.48)	8.06
ICHI	362,600	3,234,340	8.92	8.85	0.79	8.04
BAM	1,213,000	22,105,200	18.22	18.20	0.13	8.03
PSL-R	1,199,700	21,595,510	18.00	17.50	2.86	7.99
CBG	353,100	36,644,100	103.78	104.00	(0.21)	7.97
SKE	177,500	146,259	0.82	0.81	1.73	7.88
TTA-R	1,328,300	12,571,585	9.46	9.30	1.77	7.87
PTTGC	1,568,300	71,673,625	45.70	45.25	1.00	7.80
IVL	1,591,800	79,508,150	49.95	49.50	0.91	7.61
EA-R	945,500	82,298,275	87.04	86.25	0.92	7.50
GUNKUL-R	5,760,400	32,933,450	5.72	5.60	2.09	7.48
PTL-R	147,800	3,440,560	23.28	23.20	0.34	7.47
JWD-R	159,300	2,309,160	14.50	14.30	1.37	7.41
EPG	400,900	3,966,935	9.90	9.90	(0.05)	7.35
KKP-R	540,700	35,755,900	66.13	66.50	(0.56)	7.35
RATCH	373,500	14,350,400	38.42	38.50	(0.20)	7.18
OR	4,753,400	126,423,850	26.60	26.00	2.29	7.15
HTC	28,100	835,975	29.75	29.75	0.00	7.11
CRC	1,537,700	54,251,725	35.28	35.25	0.09	7.10
SCC	153,700	55,449,000	360.76	360.00	0.21	7.02
THCOM-R	328,400	3,079,785	9.38	9.20	1.94	7.00
GLOBAL	1,034,600	21,762,250	21.03	20.80	1.13	6.98
CENTEL-R	366,800	15,354,375	41.86	41.50	0.87	6.94
BEAUTY-R	631,600	880,711	1.39	1.38	1.04	6.92
VGI-R	1,407,700	7,007,572	4.98	5.05	(1.43)	6.90
GLOBAL-R	1,022,000	21,397,510	20.94	20.80	0.66	6.89
MTC-R	1,126,000	51,436,000	45.68	45.50	0.40	6.84
GUNKUL	5,198,900	29,645,315	5.70	5.60	1.83	6.75
BJC	403,700	13,791,275	34.16	34.25	(0.26)	6.70
TOP-R	3,935,800	210,298,175	53.43	53.50	(0.13)	6.70
ADVANC-R	350,800	72,430,200	206.47	207.00	(0.26)	6.64
TISCO	302,900	27,225,575	89.88	89.75	0.15	6.49
ITD-R	896,500	1,692,164	1.89	1.86	1.48	6.49
SPRC-R	4,332,300	53,793,460	12.42	12.60	(1.45)	6.44
RJH	45,100	1,486,325	32.96	33.00	(0.13)	6.44
CRC-R	1,375,200	48,492,650	35.26	35.25	0.03	6.35
KBANK	803,500	118,497,000	147.48	147.00	0.32	6.32
BROOK	4,660,000	2,949,179	0.63	0.62	2.08	6.32
BH	126,700	21,978,950	173.47	173.00	0.27	6.30
BEC	303,500	4,669,880	15.39	15.20	1.23	6.23
DOHOME	665,900	12,063,120	18.12	17.70	2.35	6.23
SENA-R	263,800	1,064,000	4.03	3.98	1.34	6.21
BJC-R	370,000	12,745,550	34.45	34.25	0.58	6.14
DTAC	236,600	10,547,425	44.58	44.25	0.74	6.13
BCP	1,573,200	50,458,500	32.07	31.75	1.02	6.08
MEGA	102,800	5,231,050	50.89	50.75	0.27	6.08
TOA-R	27,600	734,175	26.60	26.25	1.34	6.00
KTC-R	276,500	16,556,025	59.88	59.75	0.21	5.92
WHA-R	4,630,100	14,580,600	3.15	3.10	1.58	5.90
STEC	407,200	5,232,020	12.85	12.70	1.17	5.87
TQM-R	350,500	17,256,400	49.23	49.00	0.48	5.85
WHAUP-R	118,700	462,336	3.89	3.88	0.39	5.70
CHG	2,924,000	10,889,746	3.72	3.74	(0.42)	5.65

Source: SET, SCBS Investment Research

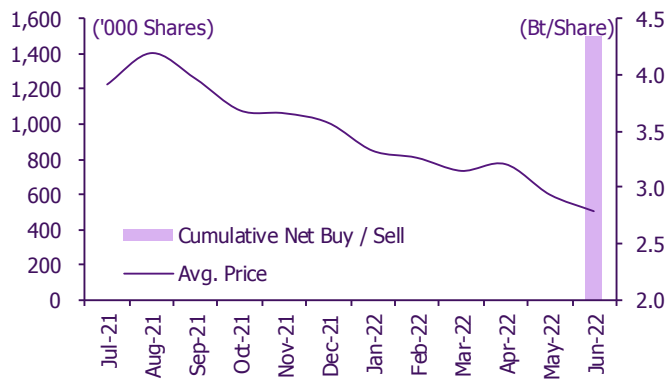
Director trade

1. Director trade as reported on June 13, 2022.

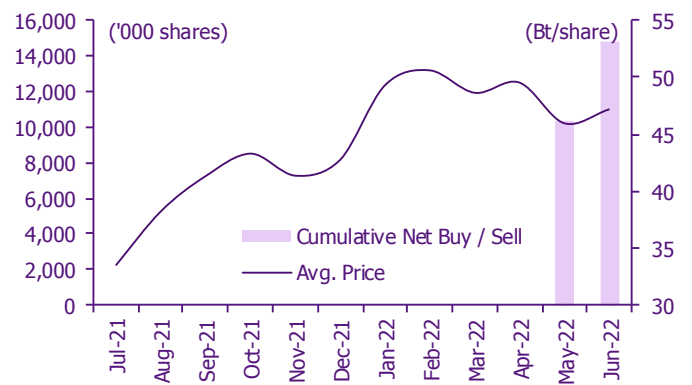
Company Name of Director	Product	Transaction date	Amount (Shares)	Average Price (Bt)	Amount (Bt)	Buy/Sell
ACE Mr. TEERAWUT SONGMETTA	Common Share	10-06-22	500,000	2.78	1,390,000	Purchase
ARROW Mr. TANIN TANPRAWAT	Common Share	10-06-22	400,000	8.10	3,240,000	Sale
ARROW Mrs. PRAKRONG NAMNANTHASITH	Common Share	10-06-22	400,000	8.10	3,240,000	Purchase
BANPU Mr. SUTHAD SETBOONSARNG	Common Share	08-06-22	3,000	13.10	39,300	Purchase
BANPU Mr. SUTHAD SETBOONSARNG	Common Share	10-06-22	2,000	13.00	26,000	Purchase
BIS Miss VIMOLRATTANA NUNTAVONG	Common Share	09-06-22	5,000	9.55	47,750	Purchase
CPR Mr. TOSSAPHOL WANICHVISITGUL	Common Share	10-06-22	200,000	9.90	1,980,000	Sale
CPW Mr. NARONG INTANATE	Common Share	10-06-22	346,700	4.81	1,667,627	Purchase
GULF Mr. SARATH RATANAVADI	Common Share	08-06-22	1,077,000	47.13	50,759,010	Purchase
L&E Mr. GRITSADA SUPTUAYCHONE	Common Share	09-06-22	41,200	3.12	128,544	Sale
MBAX Mr. PISUTH LERTVILAI	Common Share	10-06-22	100,000	6.40	640,000	Sale
MBAX Mr. SURACHAI ATSAWAKAEWMONGKHON	Common Share	10-06-22	50,000	6.50	325,000	Sale
MBAX Mr. SURACHAI ATSAWAKAEWMONGKHON	Common Share	10-06-22	50,000	6.50	325,000	Sale
MINT Mr. Anil Thadani	Common Share	09-06-22	2,000,000	35.04	70,080,000	Sale
PSG Mr. CHAIYOD CHIRABOWORNKUL	Common Share	10-06-22	338,800	1.07	362,516	Sale
SABUY Mr. CHOOKIAT RUJANAPORNPAJEE	Common Share	13-06-22	1,400,000	22.35	31,290,000	Purchase
SABUY Mr. CHOOKIAT RUJANAPORNPAJEE	Common Share	13-06-22	525,000	22.68	11,907,000	Purchase
SALEE Mr. LERPONG WONGTHAWEEPIPAT	Common Share	10-06-22	100,000	1.28	128,000	Sale
SICT Mr. KARN OPASJUMRUSKIT	Common Share	08-06-22	33,200	7.20	239,040	Sale
SISB Miss WILAWAN KAEWKANOKVIJIT	Common Share	07-06-22	600,000	13.15	7,890,000	Sale
SISB Miss WILAWAN KAEWKANOKVIJIT	Common Share	10-06-22	80,000	13.20	1,056,000	Sale
SMIT Mr. THANA SENAVATTANAGUL	Common Share	07-06-22	50,000	5.20	260,000	Sale
SMIT Mr. THANA SENAVATTANAGUL	Common Share	07-06-22	50,000	5.05	252,500	Purchase
SMIT Mr. THANA SENAVATTANAGUL	Common Share	08-06-22	70,100	4.94	346,294	Purchase
SMIT Mr. THANA SENAVATTANAGUL	Common Share	10-06-22	9,900	4.98	49,302	Purchase
SPALI Mr. PRATEEP TANGMATITHAM	Common Share	10-06-22	570,000	20.02	11,411,400	Purchase
SPALI Mrs. AJCHARA TANGMATITHAM	Common Share	10-06-22	570,000	20.02	11,411,400	Purchase
SYNEX Mr. SUPANT MONGKOLSUTHREE	Common Share	10-06-22	120,000	20.31	2,437,200	Purchase
TASCO Mr. Thierry Defrene	NVDR : underlying securities ordinary SHARE	09-06-22	20,000	16.60	332,000	Purchase
TCMC Mr. PIMOL SRIVIKORN	Common Share	10-06-22	750,000	1.87	1,402,500	Purchase
THG Mr. AURCHAT KANJANAPITAK	Common Share	10-06-22	58,300	54.96	3,204,168	Purchase
TRV Miss THANATNAN RUANGLERTSATITKUL	Common Share	13-06-22	20,000	2.82	56,400	Purchase
TRV Miss THANATNAN RUANGLERTSATITKUL	Common Share	13-06-22	20,000	2.84	56,800	Purchase
TSTE Mr. PRAPAS CHUTIMAVORAPHAND	Common Share	10-06-22	10,000	7.15	71,500	Purchase
				Total	Purchase 131,398,151	
					Sale 86,654,100	
					Net 44,744,051	

2. 12-month cumulative net buy/sell for SCBS-covered stocks with activity as of last close

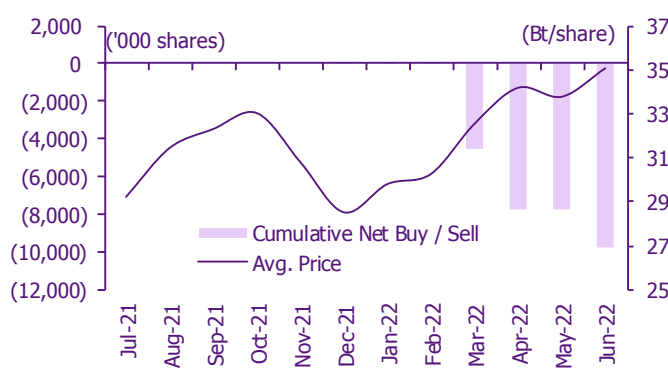
ACE



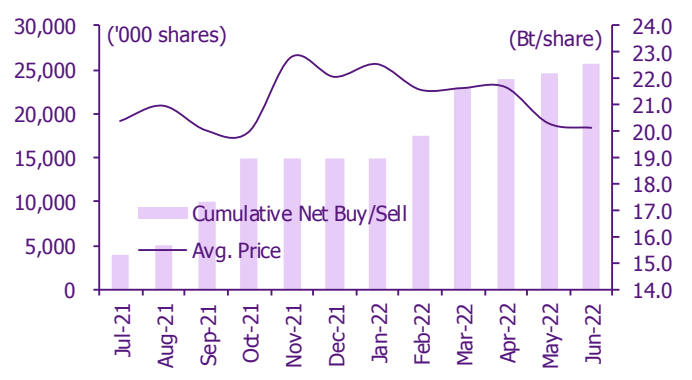
GULF



MINT



SPALI



Corporate calendar

June				
Monday	Tuesday	Wednesday	Thursday	Friday
13	14	15	16	17
PD AMATAR Bt0.155 YGG Bt0.109 Share listing CHO 8,291,873 Shares III 20,129,138 Shares NEWS 30,000,000,000 Shares	New securities STP (mai index) New warrant NEWS-W7 RT-W1 XD TIPH Bt1.3 PD B-WORK Bt0.1771 FUTUREPF Bt0.26 Sector change ICC to "Commerce" JR to "Energy & Utilities" NOVA to "Energy & Utilities" TH to "Finance & Securities" Share listing JKN 9,726,116 Shares MILL 462,963,890 Shares NKI 1,000,000 Shares PPPM 34,482,758 Shares TRU 50,100 Shares	XD 3K-BAT Bt0.06 PD ALLY Bt0.162 THE Bt0.1 WHART Bt0.1915 Last trading day MILL-W4	XW VIBHA 12 : 1 XE MILL-W4 1 : 1.434 @Bt1.534 PD BKKCP Bt0.15 BOFFICE Bt0.1753 IVL Bt0.4 TIF1 Bt0.142	PD CPTGF Bt0.19 IMPACT Bt0.05 KBSPIF Bt0.238 TFFIF Bt0.087 TTLPF Bt0.422
20	21	22	23	24
		PD HPF Bt0.108 MJLF Bt0.145 M-STOR Bt0.1 WHABT Bt0.166	XD TTT Bt0.5 PD LHPF Bt0.05 M-II Bt0.148 MIT Bt0.175	PD MNIT Bt0.013 MNIT2 Bt0.045 MNRF Bt0.013 TIPH Bt1.3 WHAIR Bt0.1556
27	28	29	30	
	XW CWT 1 : 600	XW META 21 : 5		

July				
Monday	Tuesday	Wednesday	Thursday	Friday
				1
				XW ALPHAX 10 : 1
4	5	6	7	8
			XR GSC 1 : 1 @Bt3.06 XW GSC 2 : 1	
11	12	13	14	15
XD STANLY Bt8.5 XW ECL 3 : 1		Asanha Bucha Day	XE 7UP-W4 1 : 1 @Bt2.25	
18	19	20	21	22
		PD AEONTS Bt2.65		
25	26	27	28	29
XD VGI Bt0.02		PD STANLY Bt8.5	H.M. King Maha Vajiralongkorn Phra Vajiraklaochaoyuhua's Birthday	Additional special holiday

XD - Cash Dividend
XD(ST) - Stock Dividend

PD - Payment Date
XR - Rights for Common

XW - Rights for Warrant
XT - Rights for Transferable Subscription Right

XE - Warrant Exercise
CW - Capital write-down

SP - Suspension

Disclaimer

The information in this report has been obtained from sources believed to be reliable. However, its accuracy or completeness is not guaranteed. Any opinions expressed herein reflect our judgment at this date and are subject to change without notice. This report is for information only. It is not to be construed as an offer, or solicitation of an offer to sell or buy any securities. We accept no liability for any loss arising from the use of this document. We or our associates may have an interest in the companies mentioned therein.

SCB Securities Company Limited ("SCBS") is a wholly-owned subsidiary of The Siam Commercial Bank Public Company Limited ("SCB"). Any information related to SCB is for sector comparison purposes.

This document is prepared by SCB Securities Company Limited ("SCBS") which is wholly-owned by the Siam Commercial Bank Public Company Limited ("SCB"). SCB acts as financial advisor of the SCG Chemicals Public Company Limited (SCGC). Any opinions, news, research, analyses, prices, statements, forecasts, projections and/or other information contained in this document (the "Information") is provided as general information purposes only and shall not be construed as individualized recommendation of an offer to buy or sell or the solicitation of an offer to buy or sell any securities. SCBS and/or its directors, officers and employees shall not be liable for any direct, indirect, incidental, special or consequential loss or damage, resulting from the use of or reliance on the Information, including without limitation to, damages for loss of profits. The investors shall use the Information in association with other information and opinion, including their own judgment in making investment decision. The Information is obtained from sources believed to be reliable, and SCBS cannot guarantee the accuracy, completeness and/or correctness of the Information.

This document is prepared by SCB Securities Company Limited ("SCBS") which is wholly-owned by The Siam Commercial Bank Public Company Limited ("SCB"). SCB may be appointed to act as financial advisor in relation to transactions to be carried out by Thai Oil Company Limited. Any opinions, news, research, analyses, prices, statements, forecasts, projections and/or other information contained in this document (the "Information") is provided as general information purposes only and shall not be construed as individualized recommendation of an offer to buy or sell or the solicitation of an offer to buy or sell any securities. SCBS and/or its directors, officers and employees shall not be liable for any direct, indirect, incidental, special or consequential loss or damage, resulting from the use of or reliance on the Information, including without limitation to, damages for loss of profits. The investors shall use the Information in association with other information and opinion, including their own judgment in making investment decision. The Information is obtained from sources believed to be reliable, and SCBS cannot guarantee the accuracy, completeness and/or correctness of the Information.

This document is prepared by SCB Securities Company Limited ("SCBS") which is wholly-owned by The Siam Commercial Bank Public Company Limited ("SCB"). SCB has acted as Financial Advisor, Lead Arranger of Global Power Synergy Public Company Limited. Any opinions, news, research, analyses, prices, statements, forecasts, projections and/or other information contained in this document (the "Information") is provided as general information purposes only, and shall not be construed as individualized recommendation of an offer to buy or sell or the solicitation of an offer to buy or sell any securities. SCBS and/or its directors, officers and employees shall not be liable for any direct, indirect, incidental, special or consequential loss or damage, resulting from the use of or reliance on the Information, including without limitation to, damages for loss of profits. The investors shall use the Information in association with other information and opinion, including their own judgment in making investment decision. The Information is obtained from sources believed to be reliable, and SCBS cannot guarantee the accuracy, completeness and/or correctness of the Information.

This document is prepared by SCB Securities Company Limited ("SCBS") which is wholly-owned by The Siam Commercial Bank Public Company Limited ("SCB"). SCB Asset Management Company Limited ("SCBAM") which is wholly-owned by The Siam Commercial Bank Public Company Limited ("SCB"). SCB has acted as Financial Advisor of Digital Telecommunications Infrastructure Fund. SCBAM has acted as Fund Manager of Digital Telecommunications Infrastructure Fund. Any opinions, news, research, analyses, prices, statements, forecasts, projections and/or other information contained in this document (the "Information") is provided as general information purposes only, and shall not be construed as individualized recommendation of an offer to buy or sell or the solicitation of an offer to buy or sell any securities. SCBS and/or its directors, officers and employees shall not be liable for any direct, indirect, incidental, special or consequential loss or damage, resulting from the use of or reliance on the Information, including without limitation to, damages for loss of profits. The investors shall use the Information in association with other information and opinion, including their own judgment in making investment decision. The Information is obtained from sources believed to be reliable, and SCBS cannot guarantee the accuracy, completeness and/or correctness of the Information.

SCBS reserves the right to modify the Information from time to time without notice and in its sole discretion. This document is delivered to intended recipient(s) only and is not permitted to reproduce, retransmit, disseminate, sell, distribute, republish, circulate or commercially exploit the Information in any manner without the prior written consent of SCBS.

Futures and Options trading carry a high level of risk with the potential for substantial losses, and are not suitable for all persons. Before deciding to trade Futures and Options, you should carefully consider your financial position, investment objectives, level of experience, and risk appetite if Futures and Options trading are appropriate. The possibility exists that you could sustain a loss of some or all of your initial investment. You should be aware of all the risks associated with Futures and Options trading, and you are advised to rely on your own judgment while making investment decision and/or should seek advice from professional investment advisor if you have any doubts.

This document is delivered to intended recipient(s) only and is not permitted to reproduce, retransmit, disseminate, sell, distribute, republish, circulate or commercially exploit the Information in any manner without the prior written consent of SCBS.

Copyright©2012 SCB Securities Company Limited. All rights reserved.

CG Rating 2021 Companies with CG Rating

Companies with Excellent CG Scoring

AAV, ADVANC, AF, AH, AIRA, AKP, AKR, ALT, AMA, AMATA, AMATAV, ANAN, AOT, AP, ARIP, ARROW, ASP, AUCTION, AWC, AYUD, BAFS, BANPU, BAY, BBL, BCP, BCPG, BDMS, BEM, BGC, BGRIM, BIZ, BKI, BOL, BPP, BRR, BTS, BTW, BWG, CENTEL, CFRESH, CHEWA, CHO, CIMBT, CK, CKP, CM, CNT, COM7, COMAN, COTTO, CPALL, CPF, CPI, CPN, CRC, CSS, DDD, DELTA, DEMCO, DRT, DTAC, DUSIT, EA, EASTW, ECF, ECL, EE, EGCO, EPG, ETC, FPI, FPT, FSMART, GBX, GC, GCAP, GFPT, GGC*, GLAND, GLOBAL, GPI, GPSC, GRAMMY, GULF, GUNKUL, HANA, HARN, HMPRO, ICC, ICHI, III, ILINK, ILM, INTUCH, IP, IRPC, ITTEL, IVL, JSP, JWD, K, KBANK, KCE, KKP, KSL, KTB, KTC, LALIN, LANNA, LH, LHFG, LIT, LPN, MACO, MAJOR, MAKRO, MALEE, MBK, MBKET, MC, MCOT, METCO, MFEC, MINT, MONO, MOONG, MSC, MTC, MVP, NCL, NEP, NER, NKI, NOBLE, NSI, NVD, NWR, NYT, OISHI, OR, ORI, OSP, OTO, PAF, PCSGH, PDG, PDJ, PG, PHOL*, PLANB, PLANET, PLAT, PORT, PPS, PR9, PREB, PRG, PRM, PROUD, PSH, PSL, PTG, PTT, PTTEP, PTTGC, PYLON, Q-CON, QH, QTC, RATCH, RS, S, S & J, SAAM, SABINA, SAMART, SAMTEL, SAT, SC, SCB, SCC, SCCC, SCG, SCGP, SCM, SDC, SEAFCO, SEAOL, SE-ED, SELIC, SENA, SHR, SIRI, SIS, SITHAI, SMK, SMPK, SNC, SONIC, SPALI, SPI, SPRC, SPVI, SSSC, SST, STA, STEC*, STI, SUN, SUSCO, SUTHA, SVI*, SYMC, SYNTEC, TACC, TASCOCAP, TEAMG, TFMAMA, TGH, THANA, THANI, THCOM, THG, THIP, THRE, THREL, TIP*, TIPCO, TISCO, TK, TKT, TMT, TNDT, TNITY, TOA, TOP, TPBI, TQM, TRC, TRU, TRUE, TSC, TSR, TSTE, TSTH, TTA, TTB, TTCL, TTW, TU, TVD, TVI, TVO, TWPC, U, UAC, UBIS, UV, VGI, VIH, WACOAL, WAVE, WHA, WHAUP, WICE, WINNER, ZEN

Companies with Very Good CG Scoring

2S, 7UP, ABICO, ABM, ACE, ACG, ADB, AEONTS, AGE, AHC, AIT, ALL, ALLA, ALUCON, AMANAH, AMARIN, APCO, APCS, APURE, AQUA, ASEFA, ASIAN, ASK, ATP30, BA, BC, BEC, BFIT, BJCHI, BR, CBG, CGH, CHAYO, CHOTI, CI, CMC, CPL, CRD, CSP, DCC, ASAP, ASIA, ASIMAR, ASN, B, BAM, BCH, BEYOND, BJC, BLA, BROOK, CEN, CHARAN, CHG, CHOW, CIG, COLOR, CPW, CSC, CWT, DCON, DHOUSE, DOD, DOHOME, DV8, EASON, EFORL, ERW, ESSO, ESTAR, ETE, FE, FLOYD, FN, FNS, FORTH, FSS, FTE, FVC, GEL, GENCO, GJS, GYT, HPT, HTC, HYDRO, ICN, IFS, IMH, IND, INET, INSET, INSURE, IRC, IRCP, IT, ITD*, J, JAS, JCK, JCKH, JMART, JMT, KBS, KCAR, KEX, KGI, KIAT*, KISS, KOOL, KTIS, KUMWEL, KUN, KWC, KWM, L&E, LDC, LEO, LHK, LOXLEY, LRH, LST, M, MATCH, MBAX, MEGA, META, MFC*, MGT, MICRO, MILL, MITSIB, MK, MODERN, MTI, NBC, NCAP, NCH, NETBAY, NEX, NINE, NRF, NTV, OCC, OGC, PATO, PB, PICO, PIMO, PJW, PL, PM, PMTA, PPP, PPPM, PRIME, PRIN, PRINC, PSTC, PT, QLT, RBF, RCL, RICHY, RML, ROJNA, RPC, RT, RWI, S11, SA, SAK, SALEE, SAMCO, SANKO, SAPPE, SAWAD, SCI, SCN, SCP, SE, SFLEX, SFP, SFT, SGF, SIAM, SINGER, SKE, SKN, SKY, SLP, SMT, SMT, SNP, SO, SORKON, SPA, SPC, SPCG, SR, SRICHA, SSC, SSF, STANLY, STGT, STOWER*, STPI, SUC, SWC, SYNEX, T, TAE, TAKUNI, TBSP, TCC, TCMC, TEAM, TFG, TFI, TIGER, TITLE, TKN, TKS, TM, TMC, TMD, TMI, TMILL, TNL, TNP, TOG, TPA, TPAC, TPCS, TPS, TRITN, TRT, TSE, TVT, TWP, UEC, UMI, UOBKH, UP, UPF, UPOIC, UTP, VCOM, VL, VNT, VPO, VRANDA, WGE, WIJK, WP, XO, XPG, YUASA

Companies with Good CG Scoring

A, AI, AIE, AJ, AMC, APP, AQ, ARIN, AS, AU, B52, BEAUTY, BGT, BH, BIG, BLAND, BM, BROCK, BSBM, BSM, BYD*, CCP, CITY, CMO, CPT, CSR, EKH, EP, FMT, GLOCON*, GSC, HTECH, IHL, INGRS, JAK, JTS, KASET, KK, KWG, LEE, BTNC, CAZ, CGD, CMAN, CMR, CRANE, D, EMC, F&D, GIFT, GREEN, GTB, HUMAN, IIG, INOX, JR, JUBILE, KCM, KKC, KYE, LPH, MATI, M-CHAI, MCS, MDX, MJD, MORE, MUD, NC, NDR, NFC, NNCL, NOVA, NPK, NUSA, OCEAN, PAF, PF, PK, PLE, PPM, PRAKIT, PRAPAT, PRECHA, PTL, RCI*, RJH, RP, RPH, RSP, SABUY, SF, SGP, SICT, SIMAT, SISB, SK, SMART, SOLAR, SPACK, SPG, SQ, SSP, STARK, STC, SUPER, SVOA, TC, TCCC, THMUI, TNH, TNR, TOPP, TPCH, TPIPL, TPIPP, TPLAS, TPOLY, TQR, TTI, TYCN, UKEM, UMS, UNIQ, UPA, UREKA, VIBHA, W, WIN, WORK, WPH, YGG, ZIGA

Corporate Governance Report

The material contained in this publication is for general information only and is not intended as advice on any of the matters discussed herein. Readers and others should perform their own independent analysis as to the accuracy or completeness or legality of such information. The Thai Institute of Directors, its officers, the authors and editor make no representation or warranty as to the accuracy, completeness or legality of any of the information contained herein. By accepting this document, each recipient agrees that the Thai Institute of Directors Association, its officers, the authors and editor shall not have any liability for any information contained in, or for any omission from, this publication.

The survey result is as of the date appearing in the Corporate Governance Report of Thai Listed Companies. As a result, the survey result may be changed after that date. SCB Securities Company Limited does not conform nor certify the accuracy of such survey result.

To recognize well performers, the list of companies attaining "Good", "Very Good" and "Excellent" levels of recognition

(Not including listed companies qualified in the "no announcement of the results" clause from 1 January 2020 to 26 October 2021) is publicized.

¹ TIP was voluntarily delisted from the Stock Exchange of Thailand effectively on July 24, 2021

² RCI was voluntarily delisted from the Stock Exchange of Thailand, effectively on July 16, 2021

* บริษัทหรือกรรมการหรือผู้บริหารของบริษัทที่มีข่าวด้านกฏการกีดกันผู้ถือหุ้น เช่น การกระทำความผิดเกี่ยวกับหลักทรัพย์ การทุจริต คอรัปชั่น เป็นต้น ซึ่งการใช้ข้อมูล CGR ควรตระหนักถึงข้อดังกล่าวประกอบด้วย

Anti-corruption Progress Indicator

Certified (ได้รับการรับรอง)

2S, 7UP, ADVANC, AF, AI, AIE, AIRA, AKP, AMA, AMANAH, AMATA, AMATAV, AP, APCS, AQUA, ARROW, AS, ASIAN, ASK, ASP, AWC, AYUD, B, BAFS, BAM, BANPU, BAY, BBL, BCH, BCP, BCPG, BEB, BEYOND, BGC, BGRIM, BJCHI, BKI, BLA, BPP, BROOK, BRR, BSBM, BTS, BWG, CEN, CENTEL, CFRESH, CGH, CHEWA, CHOTI, CHOW, CIG, CIMBT, CM, CMC, COM7, COTTO, CPALL, CPF, CPI, CPN, CSC, DCC, DELTA, DEMCO, DIMET, DRT, DTAC, DUSIT, EA, EASTW, ECL, EGCO, EP, EPG, ERW, ESTAR, ETE, FE, FNS, FPI, FPT, FSMART, FSS, FTE, GBX, GC, GCAP, GEL, GFPT, GGC, GJS, GPI, GPSC, GSTEEL, GULF, GUNKUL, HANA, HARN, HEMP, HENG, HMPRO, HTC, ICC, ICHI, IFEC, IFS, INET, INSURE, INTUCH, IRC, IRPC, ITTEL, IVL, JKN, JR, K, KASET, KBANK, KBS, KCAR, KCE, KGI, KKP, KSL, KTB, KTC, KWC, KWI, L&E, LANNA, LH, LHFG, LHK, LPN, LRH, M, MAKRO, MALEE, MATCH, MBAX, MBK, MC, MCOT, META, MFC, MFEC, MILL, MINT, MONO, MOONG, MSC, MST, MTI, NATION, NBC, NEP, NINE, NKI, NNCL, NOBLE, NOK, NSI, NWR, OCC, OGC, ORI, PAP, PATO, PB, PCSGH, PDG, PDJ, PE, PG, PHOL, PK, PL, PLANB, PLANET, PLAT, PM, PPP, PPPM, PPS, PR9, PREB, PRG, PRM, PROS, PSH, PSL, PSTC, PT, PTECH, PTG, PTT, PTTEP, PTTGC, PYLON, Q-CON, QH, QLT, QTC, RATCH, RML, RWI, S & J, SAAM, SABINA, SAPPE, SAT, SC, SCC, SCCC, SCG, SCGP, SCM, SCN, SEAOL, SE-ED, SELIC, SENA, SGP, SINGER, SIRI, SITHAI, SKR, SMT, SMK, SMPK, SNC, SNP, SORKON, SPACK, SPALI, SPC, SPI, SPRC, SRICHA, SSF, SSP, SSSC, SST, STA, STOWER, SUSCO, SVI, SYMC, SYNTEC, TAE, TAKUNI, TASCOCAP, TCMC, TFG, TFI, TFMAMA, TGH, THANI, THCOM, THIP, THRE, THREL, TIDLOR, TIPCO, TISCO, TKS, TKT, TMD, TMILL, TMT, TNITY, TNL, TNP, TNR, TOG, TOP, TOPP, TPA, TPCS, TPP, TRU, TRUE, TSC, TSTE, TSTH, TTA, TTB, TTCL, TU, TVD, TVI, TVO, TWPC, U, UBE, UBIS, UEC, UKEM, UOBKH, UPF, UV, VGI, VIH, WACOAL, WHA, WHAUP, WICE, WIJK, XO, YUASA, ZEN, ZIGA

Declared (ประกาศเจตนาสมัคร)

AH, AJ, ALT, APCO, B52, BEC, CHG, CI, CPL, CPR, CPW, CRC, DDD, DHOUSE, DOHOME, ECF, EKH, ETC, EVER, FLOYD, III, ILM, INOX, JTS, KEX, KUMWEL, LDC, MAJOR, MEGA, NCAP, NOVA, NRF, NUSA, NYT, OR, PIMO, PLE, RS, SAK, SIS, STECH, STGT, SUPER, TKN, TMI, TQM, TSI, VARO, VCOM, VIBHA, WIN

N/A

3K-BAT, A, A5, AAV, ABICO, ABM, ACAP, ACC, ACE, ACG, ADB, ADD, AEONTS, AFC, AGE, AHC, AIT, AJA, AKR, ALL, ALLA, ALPHAX, ALUCON, AMARIN, AMC, AMR, ANAN, AOT, APEX, APP, APURE, AQ, ARIN, ARIP, ASAP, ASEFA, ASIA, ASIMAR, ASN, ASW, ATP30, AU, AUCTION, BA, BGGI, BBIK, BC, BCT, BDMS, BEAUTY, BEM, BFIT, BGT, BH, BIL, BIOTEC, BIS, BIZ, BJC, BKD, BLAND, BLISS, BM, BOL, BR, BRI, BROCK, BSM, BTNC, BTW, BUI, BYD, CAZ, CBG, CCET, CCP, CEYE, CGD, CHARAN, CHAYO, CHO, CITY, CIVIL, CK, CKP, CMAN, CMO, CMR, CNT, COLOR, COMAN, CPANEL, CPH, CPT, CRANE, CRD, CSP, CSR, CSS, CTW, CV, CWT, D, DCON, DITTO, DMT, DOD, DPAINT, DTIC, DV8, EASON, EE, EFORL, EMC, ESSO, F&D, FANCY, FMT, FN, FORTH, FTI, FVC, GENCO, GIFT, GL, GLAND, GLOBAL, GLOCON, GLORY, GRAMMY, GRAND, GREEN, GSC, GTB, GYT, HFT, HL, HPT, HTECH, HUMAN, HYDRO, ICN, IHL, IIG, IMH, IND, INGRS, INSET, IP, IRCP, IT, ITD, J, JAK, JAS, JCK, JCKH, JCT, JDF, JMART, JMT, JP, JUBILE, JWD, KAMART, KC, KCC, KCM, KDH, KIAT, KISS, KK, KKC, KOOL, KTIS, KUN, KWM, KYE, LALIN, LEE, LEO, LIT, LOXLEY, LPH, LST, MACO, MANRIN, MATI, MAX, M-CHAI, MCS, MDX, MENA, METCO, MGT, MICRO, MIDA, MITSIB, MJD, MK, ML, MODERN, MORE, MPIC, MUD, MVP, NC, NCH, NCL, NDR, NER, NETBAY, NEW, NEWS, NEX, NFC, NPK, NSL, NTV, NV, NVD, OHTL, OISHI, ONEE, OSP, OTO, PACE, PACO, PAE, PAF, PEACE, PERM, PF, PICO, PIN, PJW, PLUS, PMTA, POLAR, POMPU, PORT, POST, PPM, PRAKIT, PRAPAT, PRECHA, PRIME, PRIN, PRO, PROEN, PROUD, PSG, PTC, PTL, RAM, RBF, RCL, RICHY, RJH, ROCK, ROH, ROJNA, RP, RPC, RPH, RSP, RT, S, S11, SA, SABUY, SAFARI, SALEE, SAM, SAMART, SAMCO, SAMTEL, SANKO, SAUCE, SAWAD, SAWANG, SCB, SCI, SCP, SDC, SE, SEAFCO, SECURE, SENAJ, SF, SFLEX, SFP, SFT, SGF, SHANG, SHR, SIAM, SICT, SIMAT, SISB, SK, SKE, SKN, SKY, SLM, SLP, SMART, SMD, SMT, SNNP, SO, SOLAR, SONIC, SPA, SPCG, SPG, SPVI, SQ, SR, SSC, SSS, STANLY, STARK, STC, STEC, STHAI, STI, STPI, SUC, SUN, SUTHA, SVH, SVOA, SVT, SWC, SYNEX, TACC, TAPAC, TC, TCC, TCCC, TCJ, TCOAT, TEAM, TEAMG, TFM, TGPRO, TH, THAI, THANA, THE, THG, THL, THMUI, TIGER, TIPH, TITLE, TK, TKC, TM, TMC, TMW, TNDT, TNPC, TOA, TPAC, TPBI, TPCH, TPIPL, TPIPP, TPLAS, TPOLY, TPS, TQR, TR, TRC, TRITN, TRT, TRUBB, TRV, TSE, TSF, TSR, TTI, TTT, TTW, TVT, TWP, TWZ, TYCN, UAC, UMI, UMS, UNIQ, UP, UPA, UPOIC, UREKA, UTP, UVAN, VL, VNG, VPO, VRANDA, W, WAVE, WFX, WGE, WINMED, WINNER, WORK, WORLD, WP, WPH, XPG, YGG

Explanations

Companies participating in Thailand's Private Sector Collective Action Coalition Against Corruption programme (Thai CAC) under Thai Institute of Directors (as of April 5, 2022) are categorised into: companies that have declared their intention to join CAC, and companies certified by CAC.