



Market today

“A chance to rebound if it closes between 1,540-1,550”

After closing around support between 1,540–1,550, there is a chance the SET will rebound if it does not close below that. The SET decline reflects worries of an economic slowdown from higher interest rates, and outflows from PTT and its affiliates pressured the market, while easing traveling restrictions benefited the tourism sector and was positive to the market. The SET resistances are at 1,570 and 1,585.



Today's highlights

- The Ministry of Public Health has lowered the COVID-19 alert to level 2 across the country, while the CCSA has also adjusted 'green zones' across the country. Thailand Pass for foreigners will no longer be required as of July 1.
- The BoT said there is no need to have an emergency MPC meeting to raise interest rate to follow the Fed yet as the MPC does not believe the Thai economy does not need much to trigger a change.
- This week's key points to follow are Thailand's May import-export figures on June 22 and the Fed testimony to the Congress on June 22-23.



Strategy today

Even though in the short term the SET has a chance to rebound, it could rebound and then continue to dip as there is no significant positive factor to turn the market around and risks are unchanged. We suggest “selective buy” in defensive stocks and clear earnings recovery.

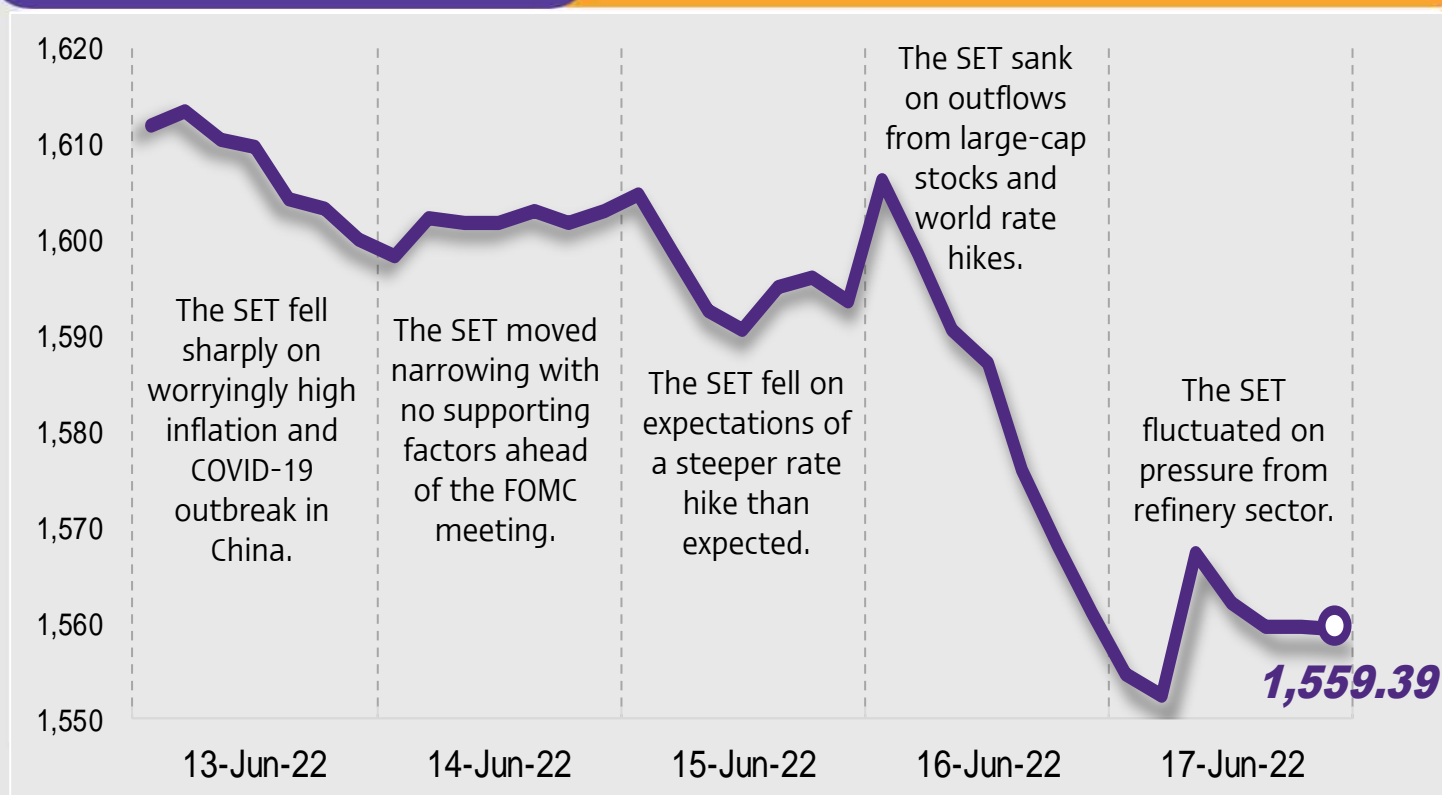
See the end of this report for disclaimer

Daily report

Monday, June 20, 2022

Support - Resistances

1550/1540 – 1570/1585



Trading today

Weekly portfolio: In the short term there are still risks, therefore we recommend to invest with caution and suggest being very selective in defensive stocks with positive drivers:

- 1) stocks benefiting from an upward trend in interest rates and with earnings improving from 2Q22 both YoY and QoQ – KBANK, BBL, BLA and THREL;
- 2) stocks that are little affected by the upward trend in interest rates, while expecting improved earnings over the rest of the year – AOT and AWC;
- 3) investors with high-risk tolerance and interested in stocks whose prices are already down, have good risk/reward and benefit from resolution of the supply chain problem, can look for opportunities to speculate in recovering stocks – MAKRO and CBG.



Daily focus

AOT: The CCSA is preparing to cancel the Thailand Pass and the COVID-19 coverage for foreigners, effective July 1, benefiting the tourism sector. The number of foreign tourists has rocketed, leading earnings to recover while the stock valuation is not expensive as the price now is lower than the pre-COVID period.

EPG: in the short term it may rise as oil price dipped, lowering polymer cost and thus improving earnings, especially for its packaging business. Also, there is upside from the automotive business, which is improving and a weak Thai baht, considered a chance for short-term speculation.



Today's reports

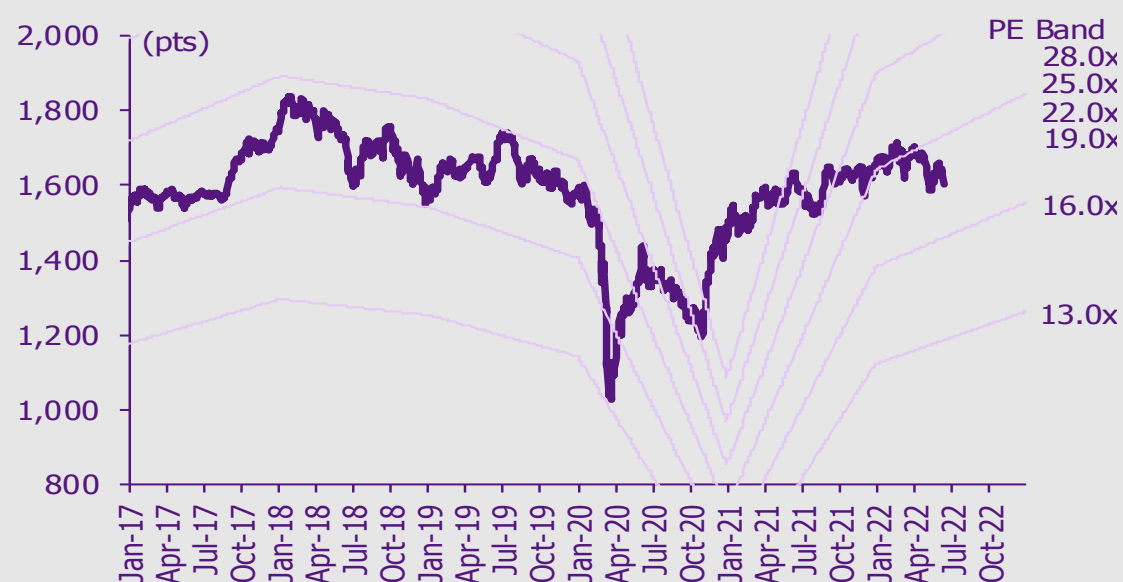
Tourism – July 1: Thailand Pass, COVID-19 insurance gone

CRC – Growing with store expansion and revived SSS

What to watch

Date	Event
20 Jun	Economic release: JP/EU – Flash manufacturing and services for Jun Event: Effective date of Jun 2022 semi-annual FTSE SET index series review, effective date of Jun 2022 FTSE Global Index Series inclusion/exclusion levels
22 Jun	Economic release: EU – Consumer confidence for Jun Event: Fed Chair Powell Testifies
23 Jun	Economic release: US – Unemployment claims, crude oil inventories, US/EU/JP flash manufacturing and services PMI for Jun Event: Fed Chair Powell Testifies
24 Jun	Economic release: JP – National core CPI for May

SET Index movement



See the end of this report for disclaimer

SET index series

Index	17 Jun (pts)	Chg (pts)	Chg (%)	Value (Btmn)
SET	1,559.39	(1.71)	(0.11)	101,339.12
SET50	945.05	0.15	0.02	66,048.00
SET100	2,149.66	(0.91)	(0.04)	78,722.46
sSET	1,054.78	4.31	0.41	2,943.70
SETCLMV	978.20	(5.28)	(0.54)	47,862.88
SETHD	1,139.64	(1.19)	(0.10)	25,615.60
SETTHSI	991.96	0.97	0.10	67,828.94
SETWB	952.45	4.60	0.49	16,963.99
mai	602.59	2.61	0.44	5,993.96

Trading summary by investor type

(Btmn)	17 Jun	WTD	MTD	YTD
Foreign				
Net	(1,611)	(12,328)	(21,619)	120,398
Breakdown (%)	57.48	51.78	49.98	46.60
Institution				
Net	(1,937)	(5,748)	(7,332)	(98,184)
Breakdown (%)	7.50	7.86	7.64	7.81
PropTrade				
Net	1,011	872	2,056	3,503
Breakdown (%)	6.74	7.17	7.41	8.54
Individual				
Net	2,538	17,203	26,894	(25,717)
Breakdown (%)	28.29	33.19	34.96	37.05

% of total trade value for each investor type

S50 futures trading by foreign investors

(Contract)	17-Jun	WTD	MTD	YTD
Foreign	(6,451)	(118,798)	(132,224)	(59,094)
Institution	(3,726)	415	2,562	17,128
Customer	10,177	118,383	129,662	41,966

Bond trading by foreign investors

(Btmn)	17-Jun	WTD	MTD	YTD
Buy	1,259	9,009	30,184	613,372
Sell	6,716	14,911	41,483	501,483
Net	-5,457	-5,903	-11,299	111,889

Investment Strategy Department

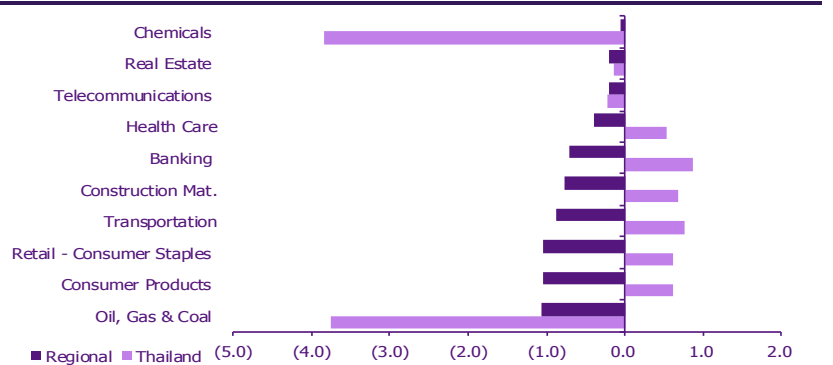
Market update

Global market movement

	17-Jun	Index	Chg (pts)	Performance (%)				PE (x)		EPS gth (%)		PBV (x)		ROE (%)	
				1D	WTD	MTD	YTD	22F	23F	22F	23F	22F	23F	22F	23F
S&P 500		3,675	8.07	0.2	(5.8)	(11.1)	(22.9)	16.1	14.7	18.1	9.0	3.4	3.1	22.5	28.7
Euro Stoxx 600		403	0.37	0.1	(4.6)	(9.0)	(17.3)	11.8	11.1	22.5	5.4	1.6	1.5	11.5	11.3
Japan		25,963	(468.20)	(1.8)	(6.7)	(4.8)	(9.8)	14.6	13.6	1.3	6.9	1.5	1.4	9.8	10.1
Hang Seng		21,075	229.57	1.1	(3.4)	(1.6)	(9.9)	10.9	9.4	(26.4)	15.4	1.1	1.0	11.3	11.2
MSCI Asia x J		650	(0.27)	(0.0)	(4.5)	(5.5)	(17.6)	12.4	11.0	2.8	12.2	1.5	1.3	11.7	11.6
Philippines		6,332	(61.45)	(1.0)	(3.0)	(6.5)	(11.1)	15.4	12.8	20.7	20.6	1.5	1.4	8.3	9.9
Indonesia		6,937	(113.36)	(1.6)	(2.1)	(3.0)	5.4	15.9	14.6	31.6	9.1	2.1	1.9	(10.7)	(9.7)
Malaysia		1,457	(16.03)	(1.1)	(2.5)	(7.2)	(7.1)	14.0	12.6	(0.7)	11.4	1.4	1.4	10.3	11.0
Thailand		1,559	(1.71)	(0.1)	(4.5)	(6.3)	(5.9)	16.1	14.6	12.0	10.2	1.6	1.5	8.2	8.8
Asean 4 - simple avg.				(0.9)	(3.0)	(5.7)	(4.7)	15.4	13.6	15.9	12.8	1.6	1.5	4.0	5.0
China		3,317	31.40	1.0	1.0	4.1	(8.9)	11.4	9.8	18.0	16.6	1.3	1.2	11.1	11.0
India		51,360	(135.37)	(0.3)	(5.4)	(7.6)	(11.8)	18.4	15.8	19.6	16.7	2.8	2.4	15.2	15.6
Singapore		3,098	0.66	0.0	(2.6)	(4.2)	(0.8)	12.3	10.8	9.7	14.4	1.0	1.0	8.8	9.6
Taiwan		15,641	(197.35)	(1.2)	(5.0)	(6.9)	(14.1)	10.7	10.9	10.1	(1.1)	2.0	1.8	20.2	18.4
Korea		2,441	(10.48)	(0.4)	(6.0)	(9.1)	(18.0)	9.9	8.5	3.1	16.3	0.9	0.9	7.2	13.1
Others				(0.2)	(3.6)	(4.7)	(10.7)	12.5	11.1	12.1	12.6	1.6	1.5	12.5	13.5

Regional sector movement

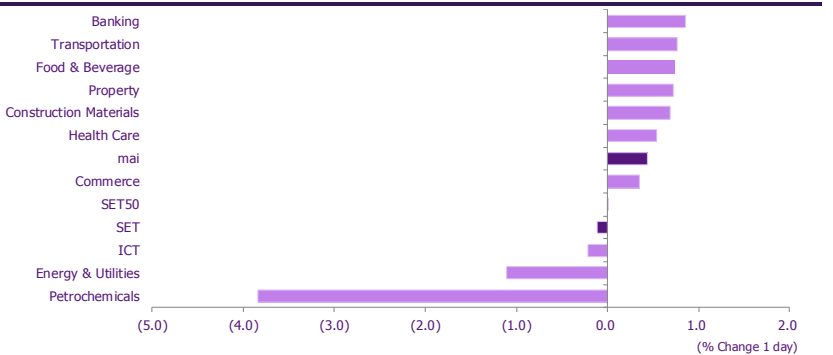
	Price performance (%) *			
	17-Jun	WoW	MoM	YTD
Banking	(0.70)	(3.17)	(5.82)	(10.16)
Chemicals	(0.06)	(2.74)	1.69	(5.70)
Construction Mat.	(0.77)	(4.56)	(4.98)	(7.63)
Consumer Products	(1.05)	(3.13)	(5.02)	(10.71)
Health Care	(0.39)	(3.42)	(4.07)	(13.28)
Oil, Gas & Coal	(1.06)	(5.79)	(1.17)	(0.63)
Real Estate	(0.20)	(1.94)	(2.94)	(14.13)
Retail - Consumer Staples	(1.05)	(3.13)	(5.02)	(10.71)
Telecommunications	(0.21)	(3.24)	(5.15)	(13.98)
Transportation	(0.87)	(4.51)	(2.90)	(6.62)



* Regional sector price performances (%) are based on US\$ and Thai sector price performances (%) are based on baht

Thailand sector movement

	Price performance (%)			
	17-Jun	WoW	MTD	YTD
Banking	0.86	(1.50)	(1.03)	(10.17)
Commerce	0.35	(4.91)	(9.27)	(5.94)
Construction Materials	0.69	(2.43)	(5.02)	(9.17)
Energy & Utilities	(1.11)	(6.57)	(7.13)	(3.40)
Food & Beverage	0.73	(1.52)	(1.82)	(1.37)
Health Care	0.54	(2.09)	(7.14)	8.27
ICT	(0.22)	(7.60)	(10.28)	(7.46)
Petrochemicals	(3.84)	(6.63)	(4.44)	(7.07)
Property	0.72	(3.47)	(6.26)	(3.40)
Transportation	0.77	(1.53)	(3.52)	4.51
SET	(0.11)	(4.49)	(6.25)	(5.93)
SET50	0.02	(4.31)	(5.71)	(4.61)
MAI	0.44	(6.25)	(6.01)	3.51



10 Most active stocks by value

Stock	Price (Bt)	Value (Btmn)	Chg (%)
PTT	33.50	8,553.41	(3.60)
KBANK	150.00	3,998.87	1.35
PTTEP	162.50	3,317.46	(2.11)
TOP	49.50	3,197.50	(7.04)
SCB	106.00	3,125.82	0.00
CPALL	60.00	2,774.86	0.42
BANPU	12.60	2,589.96	(2.33)
AOT	67.75	2,314.66	0.37
BBL	136.00	2,222.89	0.74
ADVANC	202.00	2,185.13	1.25

Top 10 gainers

Stock	Price (Bt)	Value (Btmn)	Chg (%)
TWZ	0.08	2.69	14.29
JAS	3.70	1,035.67	13.50
TEKA	5.15	365.33	13.44
PLUS	6.80	353.12	12.40
NFC	9.20	226.41	12.20
NOVA	13.70	49.75	11.38
CPL	5.10	380.89	11.35
FPT	15.00	4.48	7.14
CMAN	2.44	53.19	7.02
CNT	2.14	88.34	7.00

Top 10 losers

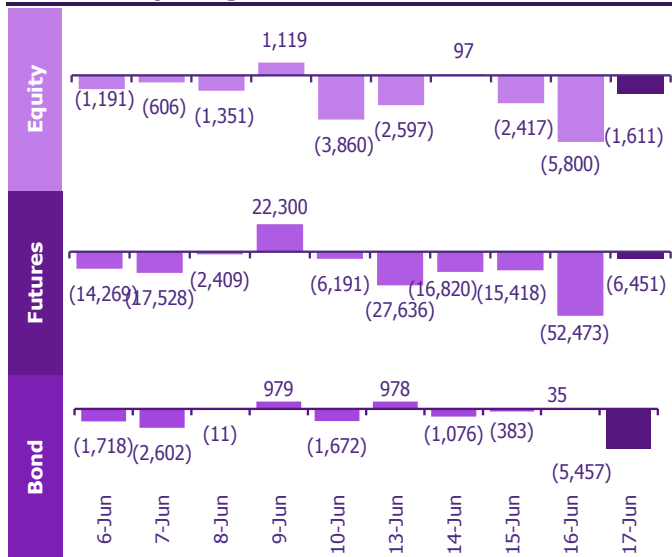
Stock	Price (Bt)	Value (Btmn)	Chg (%)
JTS	148.50	406.86	(23.85)
TCOAT	25.50	0.00	(13.56)
SPRC	11.30	1,121.51	(9.60)
TRC	0.29	34.47	(9.38)
ESSO	10.70	878.55	(9.32)
BCP	29.25	809.74	(9.30)
SUTHA	5.55	130.13	(9.02)
TOP	49.50	3,197.50	(7.04)
APCS	6.20	27.63	(6.77)
PG	7.05	2.18	(6.62)

Fund flow monitor

Regional foreign fund flows to equity

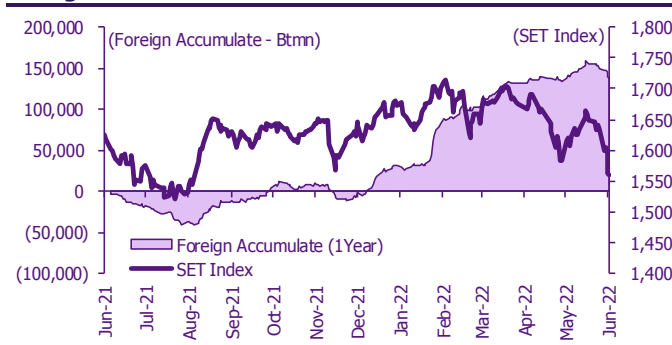
(US\$ Mn)	Thailand	Indonesia	Philippines	Malaysia	Vietnam	India	Taiwan	South Korea	Japan
Daily									
17-Jun-22	(46)	(53)	(5)		14		(503)	(254)	
16-Jun-22	(166)	27	(6)	(23)	30	(400)	108	212	
15-Jun-22	(69)	(55)	(23)	(33)	(8)	(430)	(716)	(481)	
14-Jun-22	3	(37)	(23)	2	13	(553)	(835)	(214)	
13-Jun-22	(74)	25	(12)	(37)	(8)	(456)	(1,757)	(349)	
Weekly									
WTD	(352)	(93)	(69)	(91)	41	(1,839)	(3,703)	(1,086)	1,536
10-Jun-22	(170)	90	(48)	(99)	33	(1,426)	(1,459)	(1,860)	1,536
3-Jun-22	178	327	(19)	109	85	(477)	1,093	971	(934)
27-May-22	201	111	(188)	(19)	(17)	(1,107)	296	(250)	7
20-May-22	271	(10)	(10)	6	(6)	(637)	85	347	32
Monthly									
MTD	(621)	43	(134)	(182)	69	(3,908)	(5,846)	(3,187)	602
May-22	592	(243)	(350)	18	138	(4,871)	57	170	(1,993)
Apr-22	321	2,783	(99)	193	170	(3,816)	(9,102)	(4,963)	29,604
Mar-22	1,006	584	(204)	783	(174)	(3,693)	(9,428)	(3,640)	(15,202)
YTD	3,661	4,812	(702)	1,570	55	(26,123)	(32,192)	(14,477)	10,731

Thailand daily foreign net flows

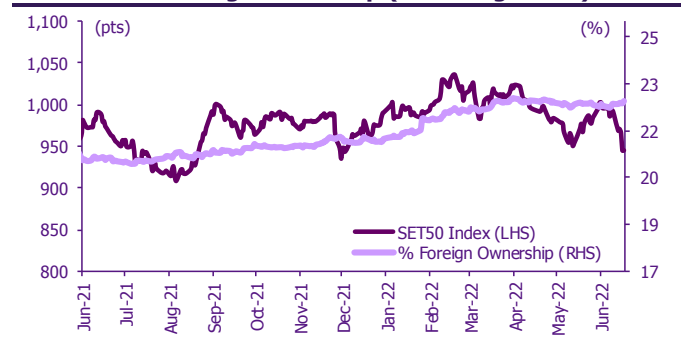


	Equity (Btmn)	SET50 futures (Contract)	Bond (Btmn)*
Daily			
17-Jun-22	(1,611)	(6,451)	(1,217)
Weekly			
WTD	(12,328)	(118,798)	(22,666)
10-Jun-22	(5,890)	(18,097)	(3,566)
2-Jun-22	6,079	46,732	9,334
27-May-22	6,870	43,576	8,564
20-May-22	9,362	67,365	13,066
Monthly			
MTD	(21,619)	(132,224)	(25,287)
May-22	20,284	109,007	21,576
Apr-22	10,869	(66,776)	(13,291)
Mar-22	33,530	39,723	8,382
Quarterly			
QTD	9,534	(89,993)	(17,002)
1Q22	110,864	30,899	6,488
4Q21	28,128	44,270	8,986
3Q21	(443)	6,232	1,282
2Q21	(46,593)	(7,583)	(994)
YTD			
2021	(48,578)	27,284	6,522
2020	(264,386)	321	(654)

Foreign net flow and SET movement



SET50 and its foreign ownership (excluding NVDR)



Foreign buy/sell activity monitor

Most foreign holding value change

	Fgn hid (%)	Δ Fgn (M.shares)	Buy* (Btmn)
KBANK	42.83	7.64	1,146
IVL	71.10	3.76	179
BEC	8.08	11.11	161
BH	24.02	0.89	154
BDMS	21.56	3.63	88
TOP	15.15	1.21	60
PTTGC	12.71	1.35	59
PTT	9.05	1.67	56
ADVANC	35.87	0.20	41
CPF	26.41	1.50	40

Top-5 NVDR net buy/sell

	Fgn hid (%)	Δ Fgn (M.shares)	Sell* (Btmn)
CPALL	33.39	(13.55)	(813)
BBL	25.09	(2.02)	(274)
SIRI	19.01	(89.92)	(90)
INTUCH	31.64	(1.18)	(80)
GPSC	2.39	(1.14)	(74)
KKP	14.97	(1.01)	(65)
CRC	13.96	(1.83)	(63)
TISCO	46.01	(0.60)	(54)
BANPU	9.26	(3.64)	(46)
MINT	30.36	(1.34)	(44)

	Buy* (Btmn)	Sell* (Btmn)
AOT	797	(250)
PTT	664	(169)
PTTEP	350	(156)
EA	312	(133)
SPRC	284	(122)
ESSO	283	(99)
MINT	236	(91)
SCGP	230	(77)
JAS	224	(63)
ADVANC	218	(58)

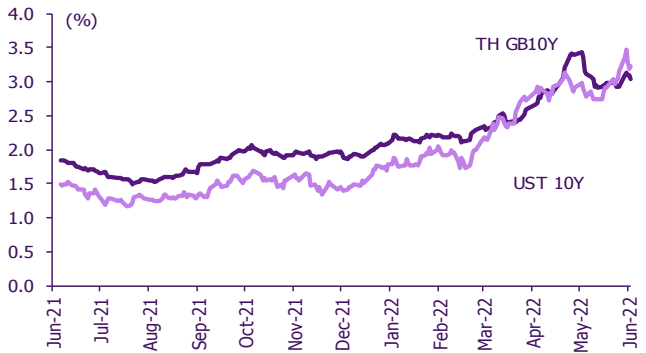
* SCBS Investment Research estimates

Multi-asset price update

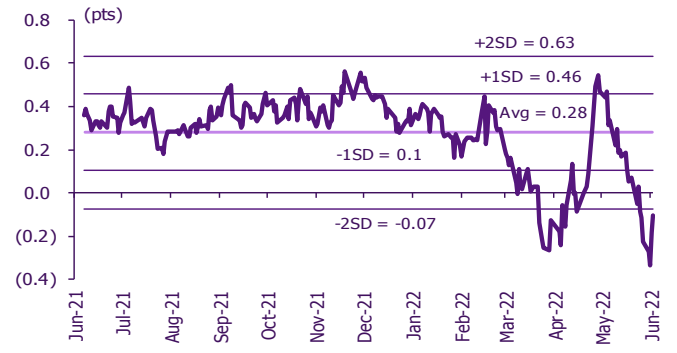
Key indicator update

	Close	17-Jun	WoW	MoM	YoY	YTD
Financial market condition						
VIX Index	31.13	(5.52)	12.18	0.55	75.38	80.78
Europe CDS (bps)	111.984	1.19	14.18	16.27	64.49	64.10
LIBOR OIS Spread (bps)	0.03793	(1.82)	(3.02)	(9.26)	(0.14)	(5.22)
TED Spread (bps)	0.4988	(7.38)	5.59	1.94	38.96	32.01
Exchange rate						
Dollar Index	104.65	0.82	0.44	0.72	13.88	9.39
USD/THB	35.20	0.55	1.44	1.59	12.10	6.02
EUR/USD	1.05	(0.48)	(0.16)	0.37	(11.83)	(7.64)
USD/JPY	134.96	2.11	0.40	5.26	22.42	17.29
Bond: (Change in basis points)						
TH Gov Bond 2Y	1.75%	(1.71)	12.70	(11.29)	123.19	109.88
TH Gov Bond 10Y	3.05%	(4.11)	11.96	(30.51)	117.94	115.13
US Gov Bond 2Y	3.19%	3.72	12.39	50.94	302.75	246.31
US Gov Bond 10Y	3.24%	(0.91)	7.21	32.20	171.92	171.98
Commodities						
CRB Index	617.50	(1.09)	(1.91)	(2.47)	11.35	6.78
Gold (US\$/oz)	1,838.78	(0.95)	(1.72)	1.27	3.70	0.52
Gross Refining Margin (US\$/bbl)	37.47	0.00	5.76	49.88	n.m.	513.26
Dubai Crude (US\$/bbl)	112.72	(2.28)	(3.39)	(6.81)	58.89	54.02
NYMEX Crude (US\$/bbl)	109.56	(6.83)	(9.21)	(0.03)	54.22	126.18
Baltic Dry Index (pts)	2,578.00	4.71	11.12	(19.16)	(21.09)	16.28

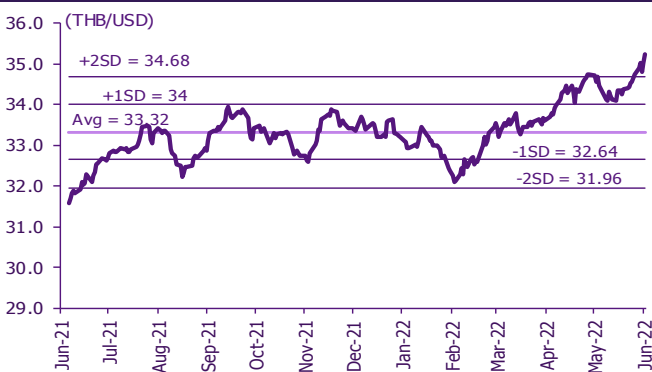
Thai and US 10-year government bond yield



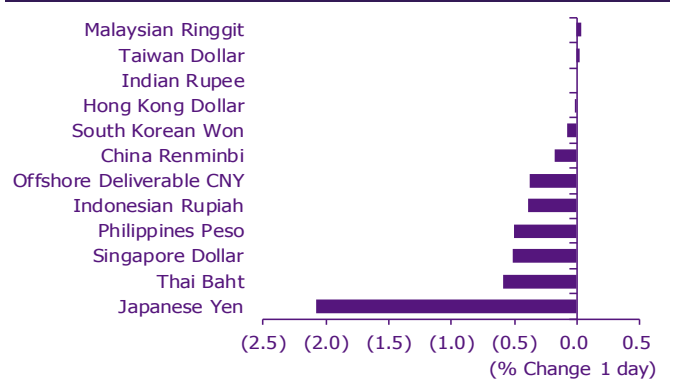
Thai and US 10-year government bond spread



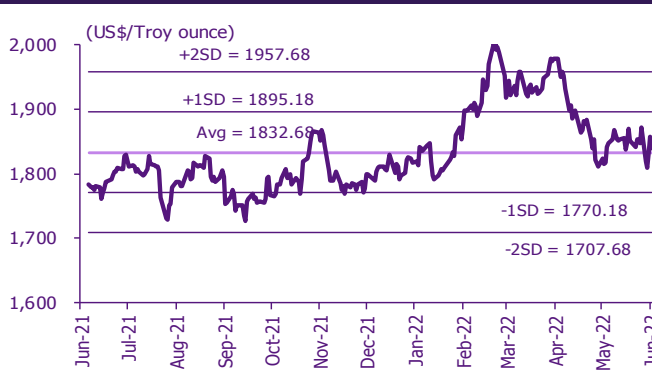
THB/USD exchange rate



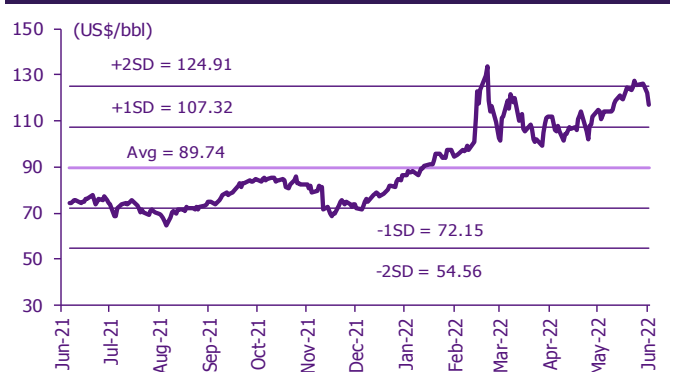
Regional foreign exchange rate spot return



Gold



Brent crude



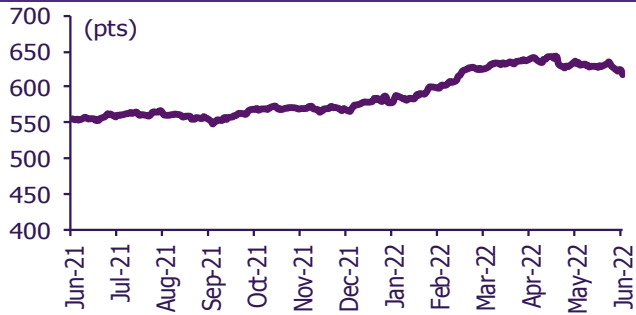
Commodities daily price update

	As of 17-Jun-22	-1W %	Avg. Price QTD in 2022	% QoQ	% YoY	Avg. Price in '21	% YoY	Avg. Price in '22	% YoY	Update
CRB Index	617.50	(2.5)	633.86	5.0	17.8	535.54	36.83	617.81	15.4	Daily
Energy Prices										
Crude Oil - Dubai (US\$/bbl)	119.30	(2.1)	108.57	12.1	63.4	68.86	63.18	102.32	48.6	Daily
Brent Crude (US\$/bbl)	117.03	(7.0)	112.52	13.0	63.9	70.52	66.54	105.59	49.7	Daily
West Texas Int. Cushing (US\$/bbl)	109.56	(9.8)	108.84	14.6	58.6	68.06	72.51	101.42	49.0	Daily
Crude Oil - Asia-Pacific Tapis Oil Spot (US\$/bbl)	129.63	(2.4)	118.26	13.5	72.3	71.82	61.89	110.74	54.2	Daily
Natural Gas Henry Hub (US\$/mmBTU)	7.01	(22.2)	7.77	70.2	191.2	3.13	30.17	6.06	93.8	Daily
Coal Price NEX (US\$/MT)	384.72	(4.3)	367.40	35.9	245.8	138.28	135.73	315.65	128.3	Friday
Oil Product Prices and Gross Refinery Margin										
Gas Oil 500 ppm Sulfur Singapore (US\$/bbl)	173.13	5.3	145.86	31.0	101.1	76.20	52.83	127.47	67.3	Daily
Gas Oil - Dubai (US\$/bbl)	53.83	26.3	37.29	156.7	511.3	7.34	(4.17)	25.15	242.5	Daily
Gasoline, 92 RON Spot (US\$/bbl)	150.16	(2.4)	135.52	21.7	84.2	76.66	75.97	121.93	59.1	Daily
Gasoline - Dubai (US\$/bbl)	30.86	(3.6)	26.95	104.4	277.2	7.80	472.22	19.61	151.6	Daily
Fuel Oil 180 Singapore Spot (US\$/bbl)	101.87	3.7	100.73	(9.6)	72.9	61.57	60.99	92.19	49.7	Daily
Fuel Oil - Dubai (US\$/bbl)	(17.43)	(26.2)	(7.84)	(35.4)	(4.2)	-7.29	84.36	(10.13)	39.0	Daily
Jet Kerosene - Spot Price (US\$/bbl)	166.37	4.2	140.16	29.4	100.6	73.98	60.45	123.18	66.5	Daily
Jet Kerosene - Dubai (US\$/bbl)	47.07	24.5	31.59	175.4	815.7	5.12	31.00	20.86	307.3	Daily
SG Dubai Hydrocracking Refinery Margin (US\$/bbl)	30.12	0.0	24.18	164.7	3,053.1	2.00	467.16	13.48	575.1	Daily
Olefins Product Prices and Spread										
Ethylene, FOB Japan Spot (US\$/MT)	1,060	(1.9)	1,187	(0.9)	17.3	1,010	39.56	1,148	13.7	Tuesday
Ethylene Spread (US\$/MT)	261	17.9	293	380.1	(27.6)	361	5.77	259	(28.1)	Daily
Propylene (Olefins), FOB Japan Spot (US\$/MT)	1,030	0.5	1,103	0.6	5.7	1,005	27.27	1,099	9.4	Tuesday
Propylene Spread (US\$/MT)	231	38.9	209	(1.8)	(52.1)	356	(12.55)	211	(40.8)	Daily
Naphtha - Singapore Spot FOB (US\$/MT)	799	(6.9)	894	1.2	47.2	649	69.72	888	36.9	Daily
Polyolefins Prices and Spread										
Polye HDPE SE Asia (US\$/MT)	1,230	0.0	1,348	30.7	(61.7)	1,179	33.19	1,318	11.8	Tuesday
HDPE-Naphtha Spread (US\$/MT)	431	16.1	454	313.2	(21.5)	530	5.43	430	(19.0)	Daily
Polye LDPE-Film, CFR SE Asia Spot (US\$/MT)	1,570	(1.9)	1,690	4.9	(47.9)	1,525	51.71	1,648	8.0	Tuesday
LDPE-Naphtha Spread (US\$/MT)	771	4.0	796	84.2	(13.5)	876	40.66	759	(13.3)	Daily
PP Film, Spot South East Asia (US\$/MT)	1,240	0.0	1,341	2.5	1.7	1,298	35.78	1,324	2.0	Tuesday
PP Spread (US\$/MT)	441	15.6	447	5.1	(37.1)	649	13.18	435	(33.0)	Daily
MEG Prices and Spread										
MEG, CFR South East Asia (US\$/MT)	650	2.4	647	(6.2)	0.1	679	(88.71)	670	(1.4)	Tuesday
MEG Spread (US\$/MT)	-7	(79.2)	-89	10,512.2	(586.1)	53	120.79	-42	n.m.	Tuesday
Aromatics Product Prices and Spread										
Paraxylene, FOB USG Spot (US\$/MT)	1,895	11.5	1,470	28.0	60.6	894	56.10	1,299	(51.1)	Tuesday
Paraxylene Spread (US\$/MT)	892	32.0	556	67.4	58.3	310	342.73	437	40.7	Tuesday
Paraxylene - 92 RON Spread (US\$/MT)	614	58.6	314	49.4	9.1	241	362.24	259	56.8	Daily
Toluene, FOB Korea Spot (US\$/MT)	1,305	13.5	1,096	23.9	49.7	728	111.96	983	(48.2)	Tuesday
Benzene, CFR Japan Spot (US\$/MT)	1,450	4.3	1,254	14.8	29.4	931	87.66	1,167	(59.5)	Tuesday
Benzene Spread (US\$/MT)	755	17.9	467	55.9	9.1	352	117.03	377	7.3	Daily
Benzene - 92 RON Spread (US\$/MT)	169	118.8	98	(36.4)	(71.4)	277	122.54	127	(54.0)	Daily
Condensate (US\$/MT)	1,003	(2.1)	914	11.9	62.0	584	61.01	862	47.5	Daily
PTA Prices and Spread										
PTA, CFR South East Asia (US\$/MT)	1,085	6.9	986	16.0	40.8	705	48.18	913	29.5	Tuesday
PTA Spread (US\$/MT)	-185	48.9	1	(98.8)	(98.9)	106	15.15	43	(59.1)	Tuesday
PVC Prices and Spread										
PVC, CFR South East Asia (US\$/MT)	1,320	0.0	1,406	0.8	(6.0)	1,445	63.60	1,400	(3.1)	Tuesday
Ethylene Spread (US\$/MT)	1,059	(3.6)	1,112	(4.5)	2.1	1,084	99.99	1,140	5.2	Tuesday
Ethylene Dichloride CFR Far East Asia (US\$/MT)	620	0.0	672	(20.6)	(4.5)	734	140.72	765	4.2	Tuesday
Metal										
Gold (US\$/Troy Ounce)	1,839	(0.5)	1,881	0.1	3.7	1,799	1.56	1,880	4.5	Daily
LME Copper 3 Month Rolling Forward (US\$/MT)	8,949	(6.9)	9,693	(2.8)	0.0	9,293	49.95	9,844	5.9	Daily
Silver Future (US\$/Troy Ounce)	22	(0.3)	23	(4.9)	(16.5)	25	n.a.	24	(5.1)	Daily
China Composite Steel Prices (CNY/MT)	5,049	(2.8)	5,308	1.8	(7.0)	5,473	35.91	5,258	(3.9)	Daily
Agriculture Prices										
Malaysian Crude Palm Oil Spot Price(MYR/MT)	5,726	(13.9)	6,763	10.0	60.8	4,443	59.82	6,436	44.8	Daily
SGX Ribbed Smoked Sheet 3 (RSS3) Futures (US\$/KG.)	209	(2.9)	213	1.5	(4.3)	209	18.21	212	1.4	Daily
Sugar #11 (US\$/LB)	19	(4.1)	19	6.3	27.2	16	29.55	19	15.8	Daily
Freight Rate										
Baltic Freight Index: BDIY	2,578	10.1	2,548	24.7	(8.1)	2,921	173.99	2,279	(22.0)	Daily
Baltic Supramax Index: BSI58	2,467	(2.4)	2,659	16.3	15.3	2,424	224.85	2,461	1.5	Daily

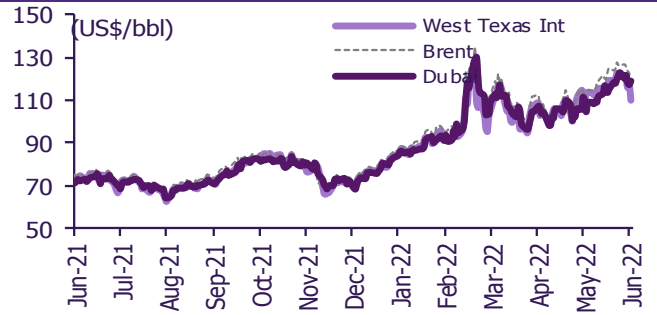
Source: Bloomberg Financial L.P., TQ Professional, BANPU, BOT, SCBS Investment Research

Commodities daily chart update

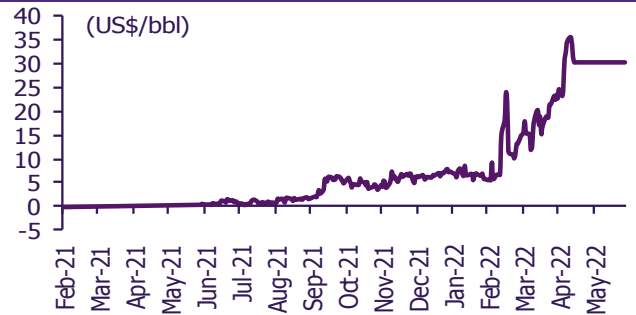
CRB US Spot All Commodities Price Index



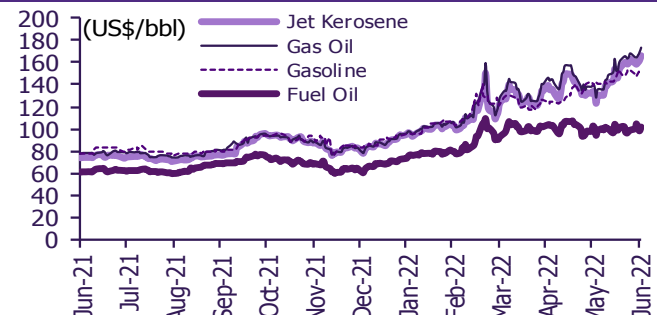
Crude prices



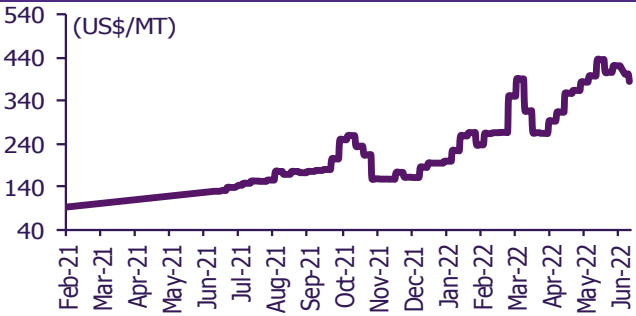
SG Dubai Hydrocracking Refinery Margin



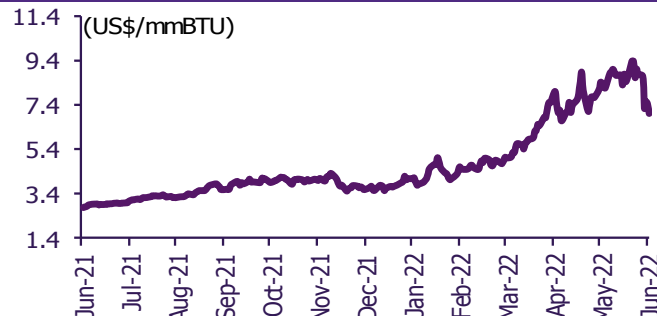
Oil product prices



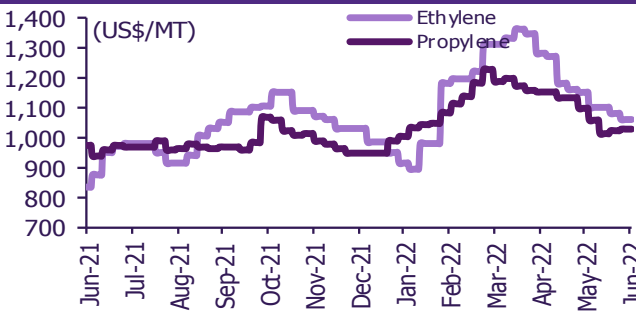
Coal price (NEX)



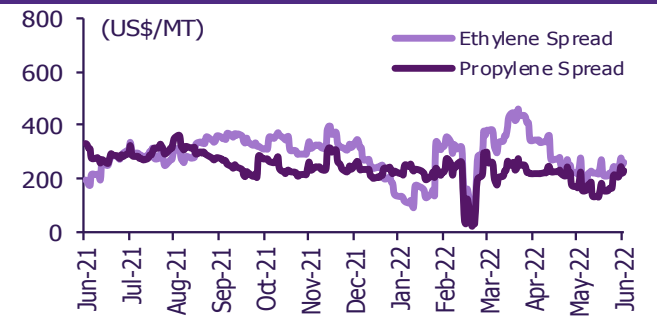
Natural gas prices (Henry hub)



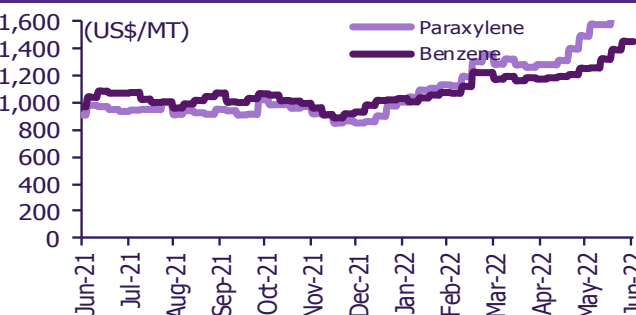
Olefins prices



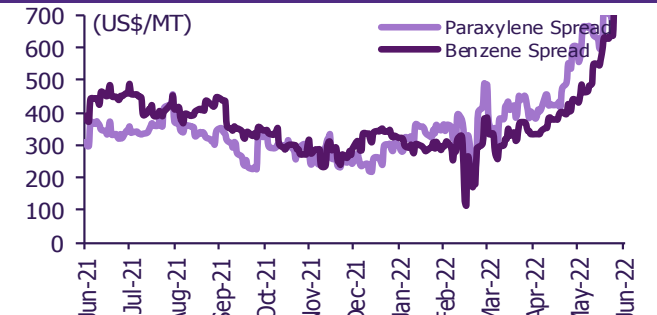
Olefins spreads



Aromatics prices

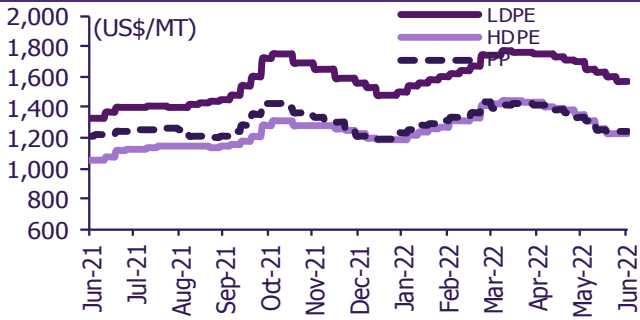


Aromatics spreads

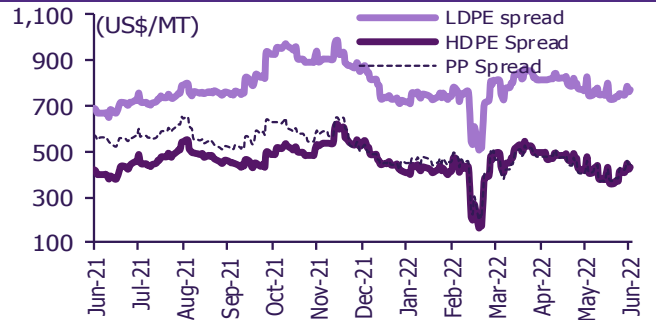


Commodities daily chart update

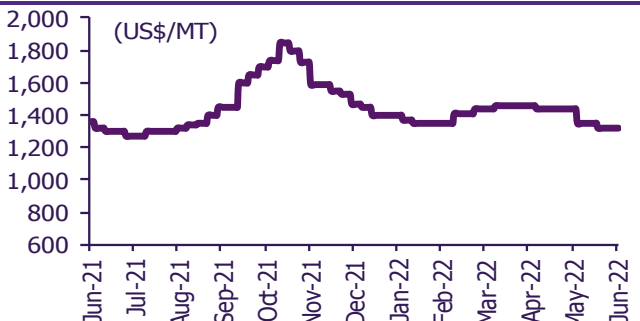
Polyolefins prices



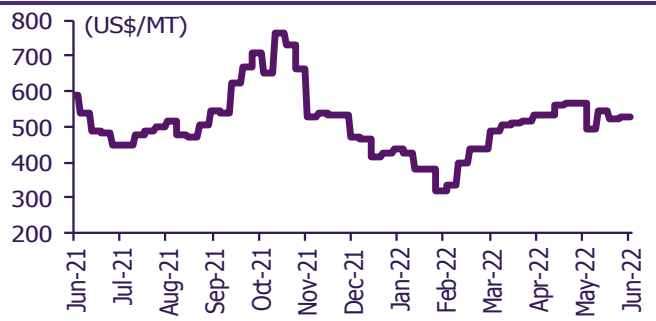
Polyolefins-Naphtha spreads



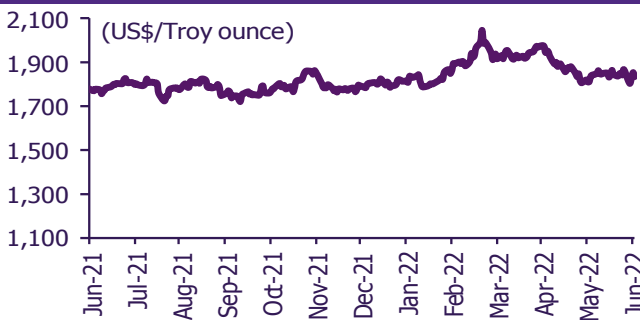
PVC price



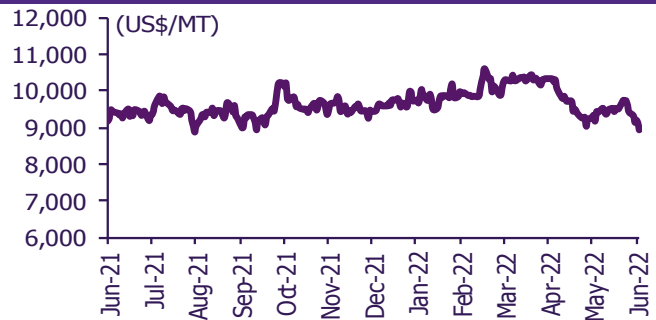
PVC spread



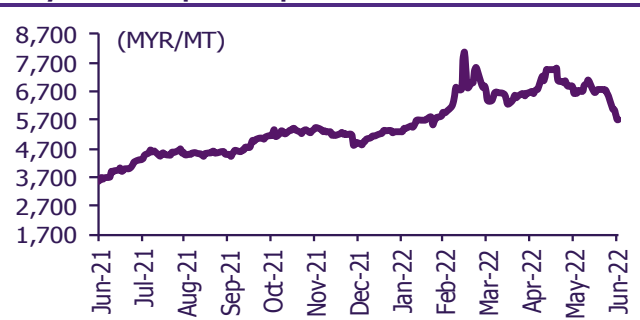
Gold price



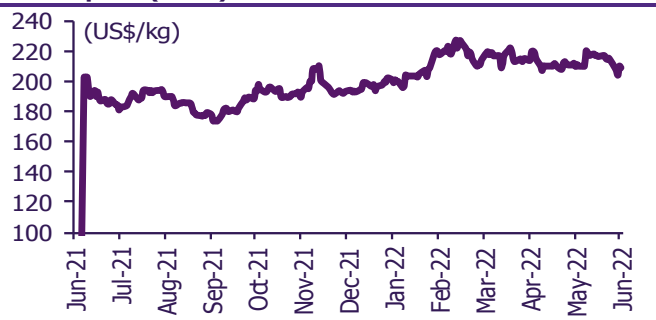
LME copper price



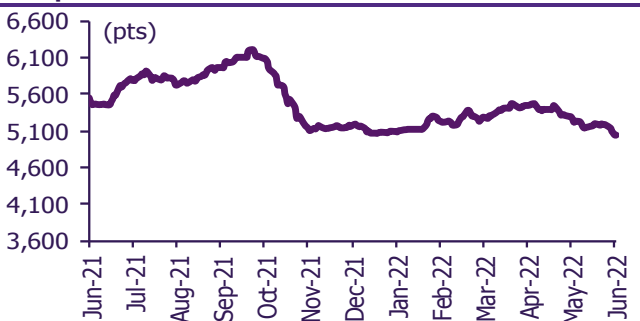
Malaysian crude palm oil price



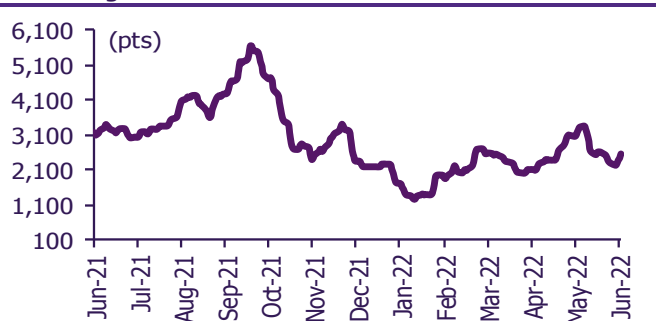
Rubber price (RSS3) futures



Steel price index



Baltic freight index



Source: Bloomberg Financial L.P., TQ Professional, BANPU, BOT, SCBS Investment Research

Short sales

	Volume (Shares)	Turnover (Bt)	Average price (Bt)	Last price 17-Jun-22	Gap between last close and short	Short sale volume comparing with main board
GRAMMY	3,000	33,150	11.05	11.10	(0.45)	27.03
TAE	110,400	216,384	1.96	1.96	0.00	25.88
STA-R	2,853,400	60,481,830	21.20	21.30	(0.49)	24.37
HANA-R	1,564,600	64,331,375	41.12	41.50	(0.92)	22.94
KCE-R	1,132,900	69,209,925	61.09	61.75	(1.07)	21.67
QH	8,035,500	17,195,454	2.14	2.18	(1.84)	19.37
THANI-R	2,346,200	9,631,040	4.10	4.12	(0.37)	18.52
SUPER	35,096,800	26,906,438	0.77	0.77	(0.44)	18.43
TPIPL-R	1,896,600	2,852,070	1.50	1.50	0.25	17.81
MC	109,900	1,011,080	9.20	9.25	(0.54)	17.67
RS	823,300	12,324,090	14.97	15.10	(0.87)	16.51
BAY	154,500	4,864,100	31.48	32.00	(1.62)	16.30
BCH-R	2,530,200	46,038,790	18.20	18.10	0.53	15.49
SAWAD-R	1,395,900	67,430,025	48.31	48.50	(0.40)	15.49
TTA-R	2,115,800	19,622,160	9.27	9.50	(2.38)	14.53
ORI-R	580,600	5,794,450	9.98	10.00	(0.20)	14.52
KTC-R	591,700	33,908,600	57.31	57.50	(0.34)	14.44
EASTW-R	231,900	1,429,035	6.16	6.25	(1.40)	14.32
CHG-R	9,652,500	35,188,292	3.65	3.62	0.70	14.24
INTUCH-R	1,118,600	75,633,450	67.61	67.75	(0.20)	14.18
MTC-R	1,177,600	50,783,050	43.12	43.25	(0.29)	13.22
GPSC-R	2,725,700	171,208,750	62.81	64.50	(2.62)	13.15
CENTEL-R	629,200	26,397,575	41.95	42.25	(0.70)	13.01
SKY	25,400	263,070	10.36	10.50	(1.36)	12.91
TCAP	591,600	22,670,575	38.32	38.50	(0.47)	12.88
IRPC-R	50,449,500	158,261,794	3.14	3.10	1.19	12.75
THCOM-R	288,400	2,583,515	8.96	9.30	(3.68)	12.56
SPALI-R	1,462,400	27,939,560	19.11	19.10	0.03	12.36
CBG-R	440,100	45,366,600	103.08	103.00	0.08	12.34
TU-R	4,693,000	81,438,850	17.35	17.60	(1.40)	12.28
PTL-R	108,800	2,490,630	22.89	22.90	(0.04)	12.23
PSL-R	1,464,900	27,177,250	18.55	18.80	(1.32)	12.20
EASTW	195,300	1,201,355	6.15	6.25	(1.58)	12.06
PTTGC-R	4,026,000	175,475,500	43.59	43.75	(0.38)	11.86
BLA-R	954,500	41,642,750	43.63	43.75	(0.28)	11.81
ASP-R	568,800	1,765,020	3.10	3.14	(1.18)	11.54
BAM-R	2,066,000	36,247,000	17.54	17.50	0.25	11.52
GUNKUL-R	10,207,600	53,856,780	5.28	5.25	0.50	11.49
BTS-R	7,508,600	62,581,155	8.33	8.50	(1.95)	11.47
BEC-R	1,221,600	17,315,660	14.17	14.50	(2.24)	11.29
RCL-R	293,800	12,415,650	42.26	42.25	0.02	11.04
PTTEP-R	2,190,000	357,322,800	163.16	162.50	0.41	10.75
BOL	92,000	930,530	10.11	10.30	(1.80)	10.71
SGP-R	122,600	1,363,920	11.12	11.20	(0.67)	10.62
RATCH-R	791,800	29,573,900	37.35	37.50	(0.40)	10.51
WHA-R	4,531,000	13,825,358	3.05	3.06	(0.28)	10.47
ICC	300	9,000	30.00	30.00	0.00	10.35
SPC	500	34,125	68.25	68.25	0.00	10.20
RJH	77,100	2,505,750	32.50	32.50	0.00	10.00
KKP-R	1,228,800	79,114,700	64.38	63.75	0.99	9.99
LOXLEY	80,500	185,882	2.31	2.32	(0.47)	9.80
STANLY-R	4,700	833,250	177.29	178.00	(0.40)	9.71
TMT	36,800	331,200	9.00	9.00	0.00	9.69
SCGP-R	2,373,400	123,052,825	51.85	51.75	0.19	9.34
STARK-R	1,562,900	6,883,800	4.40	4.46	(1.24)	9.25
AIT-R	560,100	3,326,415	5.94	6.05	(1.84)	9.23
TCAP-R	422,100	16,163,475	38.29	38.50	(0.54)	9.19
TISCO-R	523,600	46,776,000	89.34	89.75	(0.46)	9.16
PTG-R	2,063,500	27,708,990	13.43	13.60	(1.26)	9.14
CBG	326,000	33,517,100	102.81	103.00	(0.18)	9.14
PRM	500,700	2,744,075	5.48	5.60	(2.13)	9.06
AMATA-R	456,700	8,617,810	18.87	19.00	(0.69)	8.97
UTP-R	56,800	929,580	16.37	16.70	(2.00)	8.93
TOP-R	5,738,000	285,766,975	49.80	49.50	0.61	8.93
CPF	2,587,500	67,275,000	26.00	26.50	(1.89)	8.78
WHAUP	200,300	770,416	3.85	3.84	0.16	8.76
BEM-R	4,742,600	41,747,620	8.80	8.80	0.03	8.71
OR	4,390,900	112,371,625	25.59	25.75	(0.61)	8.68
TTB	25,465,500	31,749,385	1.25	1.26	(1.05)	8.61
CRC-R	1,653,600	57,233,350	34.61	34.25	1.06	8.55
ROJNA	42,400	258,370	6.09	6.05	0.72	8.51
EPG	680,100	6,555,450	9.64	9.85	(2.14)	8.50
KBANK-R	2,184,500	326,857,600	149.63	150.00	(0.25)	8.17
STEC	515,200	6,465,840	12.55	12.60	(0.40)	8.10
JMART-R	862,600	47,177,600	54.69	55.50	(1.46)	8.05
BANPU-R	16,373,700	208,108,910	12.71	12.60	0.87	8.04
EA-R	1,677,600	138,803,600	82.74	82.75	(0.01)	8.03
DELTA-R	168,400	50,140,300	297.75	292.00	1.97	7.88
GPSC	1,570,400	99,301,075	63.23	64.50	(1.96)	7.58
STGT	1,736,000	28,957,630	16.68	17.00	(1.88)	7.56
ITD-R	987,500	1,807,261	1.83	1.88	(2.65)	7.55
WHA	3,255,600	9,960,440	3.06	3.06	(0.02)	7.52
KKP	921,800	59,160,450	64.18	63.75	0.67	7.49
BCP	2,009,700	59,808,100	29.76	29.25	1.74	7.35
CPN-R	864,600	50,854,950	58.82	59.00	(0.31)	7.35
AP-R	2,033,400	20,155,080	9.91	9.90	0.12	7.32
SCC-R	254,900	91,092,600	357.37	356.00	0.38	7.21
EPG-R	571,600	5,504,790	9.63	9.85	(2.23)	7.15
AWC-R	4,024,600	19,462,570	4.84	4.86	(0.50)	7.12
TASCO	317,500	5,082,210	16.01	15.90	0.67	7.04

	Volume (Shares)	Turnover (Bt)	Average price (Bt)	Last price 17-Jun-22	Gap between last close and short	Short sale volume comparing with main board
BDMS	5,000,700	121,346,330	24.27	24.20	0.27	6.96
DTAC-R	757,700	33,030,725	43.59	44.50	(2.04)	6.92
CKP	1,222,900	6,630,155	5.42	5.55	(2.31)	6.92
EGATIF	214,500	1,733,480	8.08	8.15	(0.84)	6.90
IRPC	27,037,600	85,009,016	3.14	3.10	1.42	6.83
STEC-R	434,700	5,464,330	12.57	12.60	(0.24)	6.83
TTW	1,136,900	12,218,730	10.75	10.50	2.36	6.70
AMATA	330,000	6,239,650	18.91	19.00	(0.48)	6.48
OSP	738,100	24,335,900	32.97	33.25	(0.84)	6.47
BJC-R	508,500	16,782,000	33.00	33.00	0.01	6.43
SIRI	11,671,900	11,576,135	0.99	1.00	(0.82)	6.32
JTS-R	163,100	25,880,850	158.68	148.50	6.86	6.27
LH	2,539,900	20,850,560	8.21	8.25	(0.49)	6.25
BCPG	845,600	9,434,620	11.16	11.20	(0.38)	6.25
PRM-R	344,400	1,899,350	5.51	5.60	(1.52)	6.24
AP	1,718,400	17,088,345	9.94	9.90	0.45	6.19
SIRI-R	11,257,500	11,076,394	0.98	1.00	(1.61)	6.09
TPIPP	268,900	969,272	3.60	3.70	(2.58)	6.03
KTB	2,785,500	43,174,870	15.50	15.60	(0.64)	6.02
BLAND	1,567,400	1,586,871	1.01	1.00	1.24	5.96
VIBHA	1,214,900	2,883,728	2.37	2.34	1.44	5.95
BDMS-R	4,271,100	103,406,650	24.21	24.20	0.04	5.94
GLOBAL-R	1,925,400	36,397,540	18.90	19.00	(0.51)	5.92
KTB-R	2,731,300	42,485,630	15.56	15.60	(0.29)	5.90
RATCH	442,900	16,515,000	37.29	37.50	(0.56)	5.88
CK-R	275,400	5,339,420	19.39	19.60	(1.08)	5.78
PTT	14,567,000	496,983,950	34.12	33.50	1.84	5.76
BAM	1,028,500	18,044,130	17.54	17.50	0.25	5.74
MAJOR-R	272,800	5,727,450	21.00	21.20	(0.97)	5.73
SPALI	673,300	12,896,150	19.15	19.10	0.28	5.69
UV	124,600	350,228	2.81	2.84	(1.03)	5.68
ADVANC	613,300	122,909,000	200.41	202.00	(0.79)	5.64
SAT-R	38,600	706,080	18.29	18.20	0.51	5.64
CK	265,800	5,176,470	19.48	19.60	(0.64)	5.58
THG-R	357,700	20,058,250	56.08	57.75	(2.90)	5.54
MINT-R	1,526,000	50,504,725	33.10	32.75	1.06	5.51
AOT-R	1,870,400	127,272,025	68.05	67.75	0.44	5.48
TOA-R	35,200	888,400	25.24	26.25	(3.85)	5.46
BGRIM	1,476,900	50,269,275	34.04	34.25	(0.62)	5.42
COM7-R	937,500	29,337,900	31.29	31.50	(0.65)	5.41
TRUE-R	15,628,500	70,981,450	4.54	4.64	(2.12)	5.40
BANPU	10,798,000	138,266,340	12.80	12.60	1.63	5.30
BCPG-R	715,700	7,972,000	11.14	11.20	(0.55)	5.29
XPG	530,400	896,404	1.69	1.72	(1.74)	5.27
SUPER-R	10,024,800	7,630,118	0.76	0.77	(1.15)	5.26
AOT	1,793,300	121,745,100	67.89	67.75	0.20	5.26
OR-R	2,643,200	67,679,525	25.61	25.75	(0.56)	5.23
KBANK	1,397,000	207,999,550	148.89	150.00	(0.74)	5.22
PLANB-R	1,167,900	8,343,465	7.14	7.10	0.62	5.21
VGI-R	1,850,900	9,035,300	4.88	5.10	(4.28)	5.17
BEC	555,400	7,872,130	14.17	14.50	(2.25)	5.13
SPRC-R	5,053,700	57,631,200	11.40	11.30	0.92	5.12
CPALL-R	2,329,300	139,564,925	59.92	60.00	(0.14)	5.03
BPP	186,200	2,744,280	14.74	14.60	0.95	4.96
CENTEL	239,500	10,014,525	41.81	42.25	(1.03)	4.95
WHAUP-R	113,100	433,836	3.84	3.84	(0.11)	4.94
CHG	3,345,500	12,218,304	3.65	3.62	0.89	4.94
PTTGC	1,667,200	72,449,975	43.46	43.75	(0.67)	4.91
TQM-R	187,600	9,005,400	48.00	48.50	(1.02)	4.87
STGT-R	1,100,100	18,074,570	16.43	17.00	(3.35)	4.79
TVO	111,300	3,514,525	31.58	31.50	0.24	4.79
IVL	1,483,200	72,363,000	48.79	47.50	2.71	4.75
THANI	599,900	2,465,288	4.11	4.12	(0.25)	4.74
SAWAD	426,200	20,635,125	48.42	48.50	(0.17)	4.73
BH-R	142,300	24,743,900	173.89	173.50	0.22	4.73
IVL-R	1,468,100	71,383,175	48.62	47.50	2.36	4.70
BBL-R	768,400	104,121,350	135.50	136.00	(0.36)	4.69
GULF	1,978,700	90,871,625	45.92	46.50	(1.24)	4.61
GUNKUL	4,018,700	21,213,810	5.28	5.25	0.55	4.52
DCC-R	719,800	1,957,856	2.72	2.76	(1.45)	4.45
HTC	8,200	239,850	29.25	29.25	0.00	4.39
ORI	175,700	1,743,340	9.92	10.00	(0.78)	4.39
ASP	215,500	669,742	3.11	3.14	(1.02)	4.37
JWD	75,900	1,044,660	13.76	14.00	(1.69)	4.36
BAY-R	40,700	1,282,050	31.50	32.00	(1.56)	4.29
MDX	11,800	59,590	5.05	5.15	(1.94)	4.26
OSP-R	483,300	16,035,275	33.18	33.25	(0.21)	4.24
PLANB	940,800	6,717,040	7.14	7.10	0.56	4.20
JMT-R	649,400	47,043,575	72.44	73.75	(1.77)	4.16
HMPRO-R	2,427,000	32,131,740	13.24	13.30	(0.46)	4.16
KGI	162,400	805,504	4.96	4.94	0.40	4.11
BEM	2,195,100	19,177,310	8.74	8.80	(0.72)	4.03
BEAUTY-R	272,900	357,116	1.31	1.32	(0.86)	4.01

Source: SET, SCBS Investment Research

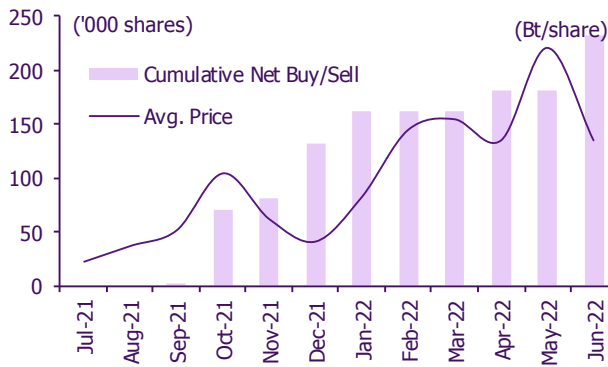
Director trade

1. Director trade as reported on June 17, 2022.

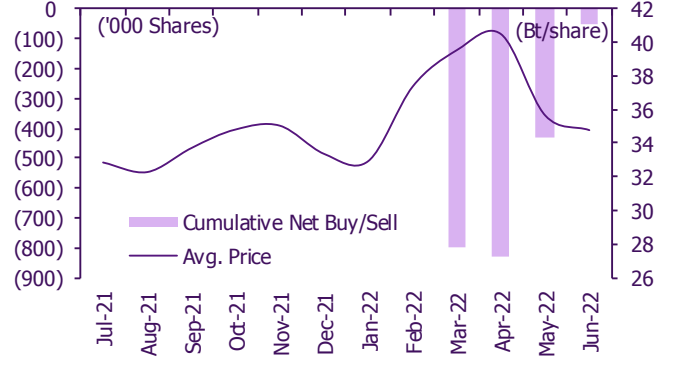
Company Name of Director		Product	Transaction date	Amount (Shares)	Average Price (Bt)	Amount (Bt)	Buy/Sell
APP	Miss PHIEMZETHA ZIBHUNYARNUT	Common Share	16-06-22	10,000	3.62	36,200	Purchase
AUCT	Mr. SUTEE SAMATHI	Common Share	16-06-22	30,000	8.05	241,500	Purchase
BCP	Mr. CHAIWAT KOVAVISARACH	Common Share	17-06-22	50,000	29.50	1,475,000	Purchase
BE8	Mr. CHATRAPEE TANTIXALERM	Common Share	16-06-22	5,000	50.00	250,000	Sale
BE8	Mr. CHATRAPEE TANTIXALERM	Common Share	16-06-22	15,000	50.50	757,500	Sale
BE8	Mr. CHATRAPEE TANTIXALERM	Common Share	16-06-22	10,000	50.25	502,500	Sale
BGC	Mr. WISAL LAORSATIANGUL	Common Share	16-06-22	3,000	10.30	30,900	Purchase
CHAYO	Mr. SUKSAN YASASIN	Warrant	15-06-22	5,000,000	3.74	18,700,000	Transfer
CHAYO	Mr. SUKSAN YASASIN	Warrant	15-06-22	5,000,000	3.74	18,700,000	Transfer
CNT	Mr KHUSHROO KALI WADIA	NVDR : underlying securities ordinary SHARE	16-06-22	823,900	2.00	1,647,800	Purchase
CPI	Mr. KITTI CHATLEKHAVANICH	Common Share	17-06-22	181,600	5.16	937,056	Sale
CPL	Mr. NATTHAKIT WONGCHAROENSIN	Common Share	16-06-22	28,500	4.66	132,810	Sale
CPL	Mr. SUWATCHAI WONGCHAROENSIN	Common Share	16-06-22	200,000	5.39	1,078,000	Sale
CPR	Mr. TOSSAPHOL WANICHVISITGUL	Common Share	16-06-22	72,600	10.20	740,520	Sale
CRC	Mr. TY CHIRATHIVAT	Common Share	15-06-22	187,000	34.75	6,498,250	Purchase
EKH	Mr. KAWEECHAI LERTASSAVARAT	Common Share	16-06-22	20,000	7.30	146,000	Purchase
EKH	Mr. SUTHIPONG TANGSAJAJPOJ	Common Share	14-06-22	43,760	7.50	328,200	Purchase
EKH	Mr. SUTHIPONG TANGSAJAJPOJ	Common Share	15-06-22	50,000	7.47	373,500	Purchase
EKH	Mr. SUTHIPONG TANGSAJAJPOJ	Warrant	15-06-22	31,000	1.59	49,290	Purchase
EKH	Mr. SUTHIPONG TANGSAJAJPOJ	Common Share	16-06-22	30,000	7.33	219,900	Purchase
GLOBAL	Mr. ANAWAT SURİYAWANAKUL	Common Share	16-06-22	200,000	19.15	3,830,000	Purchase
GUNKUL	Mr. GUNKUL DHUMRONGPIYAWUT	Common Share	15-06-22	12,700,000	5.49	69,723,000	Purchase
GUNKUL	Mr. GUNKUL DHUMRONGPIYAWUT	Common Share	16-06-22	15,000,000	5.45	81,750,000	Purchase
INGRS	Mr. NUTHAVUTH CHATLERTPIPAT	Common Share	16-06-22	60,000	0.62	37,200	Purchase
L&E	Mr. GRITSADA SUPTUAYCHONE	Common Share	16-06-22	1,700,000	2.78	4,726,000	Sale
LEO	Mr. KETTIVIT SITTISOONTORNWONG	Common Share	16-06-22	100,000	11.55	1,155,000	Purchase
MBAX	Mr. PISUTH LERTVILAI	Common Share	16-06-22	87,500	5.30	463,750	Purchase
MICRO	Mr. KEITTIPONG TOEMKUNANON	Common Share	15-06-22	100,000	5.90	590,000	Purchase
MJD	Miss PETRADA POOLVORALAKS	Common Share	16-06-22	89,200	1.64	146,288	Purchase
MJD	Miss PETRADA POOLVORALAKS	Common Share	16-06-22	100,000	1.65	165,000	Purchase
NER	Mr. CHUWIT JUNGATANASOMBOON	Common Share	16-06-22	500,000	6.15	3,075,000	Purchase
PG	Mr. PIRANART CHOKWATANA	Common Share	16-06-22	23,000	7.59	174,570	Purchase
PPM	Mrs. NUNTIRA RITTIMONTREE	Common Share	16-06-22	2,000	2.80	5,600	Purchase
PPS	Mr. PHONGTHON THARACHAI	Common Share	13-06-22	600,000	0.72	432,000	Sale
PPS	Mr. PHONGTHON THARACHAI	Common Share	16-06-22	200,000	0.67	134,000	Sale
PYLON	Mr. CHANET SANGARAYAKUL	Common Share	16-06-22	120,000	4.40	528,000	Purchase
RBF	Mrs. PETCHARA RATANAPOOMPINYO	Common Share	16-06-22	111,000	14.60	1,620,600	Purchase
SABUY	Mr. CHOOKIAT RUJANAPORNPAJEE	Common Share	16-06-22	300,000	20.90	6,270,000	Purchase
SABUY	Mr. CHOOKIAT RUJANAPORNPAJEE	Common Share	17-06-22	300,000	20.70	6,210,000	Purchase
SABUY	Mr. SARAN SUPAKSARAN	Common Share	16-06-22	4,000	21.65	86,600	Purchase
SABUY	Mr. SARAN SUPAKSARAN	Common Share	17-06-22	5,000	20.60	103,000	Purchase
SE	Mr. KIRK LEEKASEM	Common Share	16-06-22	500,000	1.05	525,000	Purchase
SMT	Mr. NATTAPONG CHAIKUL	Common Share	16-06-22	111,200	4.58	509,296	Purchase
SO	Miss KANTHIMA JANGWANSOOK	Common Share	16-06-22	20,000	12.00	240,000	Purchase
SONIC	Mr. SANTISUK KOSIARPANANT	Common Share	16-06-22	300,000	3.56	1,068,000	Purchase
SPALI	Mr. PRATEEP TANGMATITHAM	Common Share	16-06-22	1,374,000	19.49	26,779,260	Purchase
SPALI	Mrs. AJCHARA TANGMATITHAM	Common Share	16-06-22	1,374,000	19.49	26,779,260	Purchase
STP	Mr. SURASAK ROJWONGCHARAS	Common Share	16-06-22	67,100	17.00	1,140,700	Purchase
TCMC	Mr. PIMOL SRIVIKORN	Common Share	16-06-22	870,100	1.87	1,627,087	Purchase
TM	Miss PRANGCHAI CHANLONGBUTRA	Warrant	16-06-22	100,000	0.73	73,000	Sale
TMT	Mr. PRAWAS SONTAWAKUL	Common Share	17-06-22	10,000	9.02	90,200	Purchase
TPBI	Mr. SOMSAK BORRISUTTANAKUL	Common Share	16-06-22	91,200	4.30	392,160	Purchase
TRV	Miss WARAPORN PIANPRASERTKOOL	Common Share	16-06-22	2,000	2.73	5,460	Purchase
TRV	Miss WARAPORN PIANPRASERTKOOL	Common Share	17-06-22	1,000	2.68	2,680	Purchase
TSTE	Mr. PRAPAS CHUTIMAVORAPHAND	Common Share	16-06-22	5,000	7.15	35,750	Purchase
UTP	Mr. MONGKOL MANGKORNKANOK	Common Share	16-06-22	40,000	16.45	658,000	Purchase
VRANDA	Mr. VARUT TANTIPHIPO	Common Share	16-06-22	20,000	6.92	138,400	Purchase
WFX	Miss CHALONGKWAN WONGSASUTHIKUL	Common Share	16-06-22	25,500	7.70	196,350	Sale
WFX	Miss SUPREEYA SINTUPHAN	Common Share	16-06-22	10,000	7.60	76,000	Purchase
WFX	Mr. NAT VONGSASUTTIKUL	Common Share	16-06-22	10,000	7.60	76,000	Purchase
				Total		Purchase 247,123,401	
						Sale 9,959,736	
						Net 237,163,665	

2. 12-month cumulative net buy/sell for SCBS-covered stocks with activity as of last close

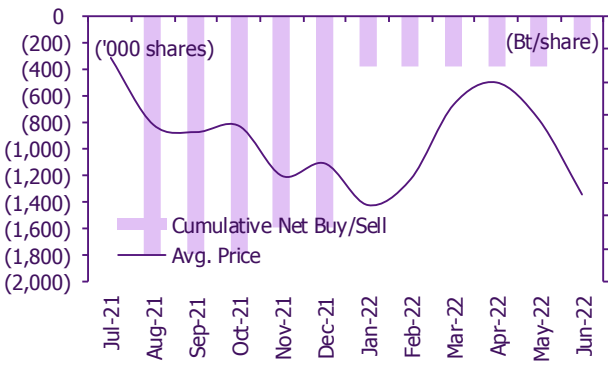
BCP



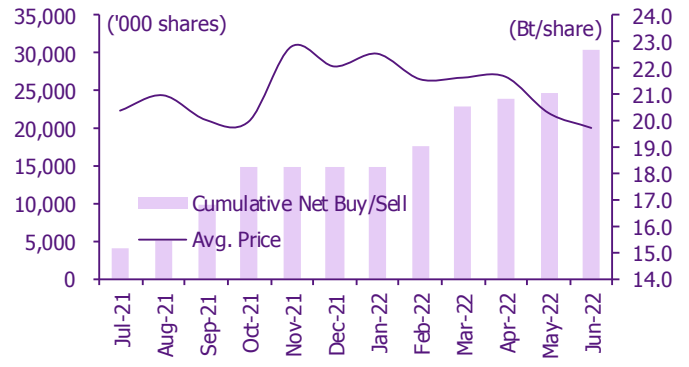
CRC



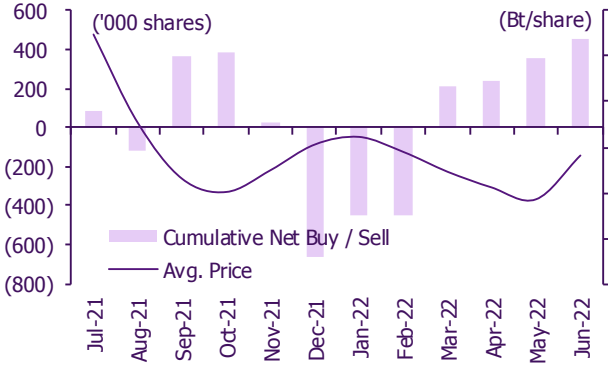
GLOBAL



SPALI



UTP



Corporate calendar

June				
Monday	Tuesday	Wednesday	Thursday	Friday
20	21	22	23	24
New warrant COLOR-W2 Share listing GEL 1,641,439,246 Shares KOOL 1,272,271,703 Shares		PD HPF Bt0.108 MJLF Bt0.145 M-STOR Bt0.1 WHABT Bt0.166	XD TTT Bt0.5 PD LHPF Bt0.05 M-II Bt0.148 MIT Bt0.175	PD MNIT Bt0.013 MNIT 2 Bt0.045 MNRF Bt0.013 TIPH Bt1.3 WHAIR Bt0.1556
27	28	29	30	
	XW CWT 1 : 600	XW META 21 : 5		

July				
Monday	Tuesday	Wednesday	Thursday	Friday
				1
				XW ALPHAX 10 : 1
4	5	6	7	8
			XR GSC 1 : 1 @Bt3.06 XW GSC 2 : 1	
11	12	13 Asarnha Bucha Day	14	15
XD STANLY Bt8.5 XW ECL 3 : 1			XE 7UP-W4 1 : 1 @Bt2.25	
18	19	20	21	22
		PD AEONTS Bt2.65		
25	26	27	28	29
	XD VGI Bt0.02	PD STANLY Bt8.5	H.M. King Maha Vajiralongkorn Phra Vajiraklaochaoyuhua's Birthday	Additional special holiday

XD - Cash Dividend
XD(ST) - Stock Dividend

PD - Payment Date
XR - Rights for Common

XW - Rights for Warrant
XT - Rights for Transferable Subscription Right

XE - Warrant Exercise
CW - Capital write-down

SP - Suspension

Disclaimer

The information in this report has been obtained from sources believed to be reliable. However, its accuracy or completeness is not guaranteed. Any opinions expressed herein reflect our judgment at this date and are subject to change without notice. This report is for information only. It is not to be construed as an offer, or solicitation of an offer to sell or buy any securities. We accept no liability for any loss arising from the use of this document. We or our associates may have an interest in the companies mentioned therein.

SCB Securities Company Limited ("SCBS") is a wholly-owned subsidiary of The Siam Commercial Bank Public Company Limited ("SCB"). Any information related to SCB is for sector comparison purposes.

This document is prepared by SCB Securities Company Limited ("SCBS") which is wholly-owned by the Siam Commercial Bank Public Company Limited ("SCB"). SCB acts as financial advisor of the SCG Chemicals Public Company Limited (SCGC). Any opinions, news, research, analyses, prices, statements, forecasts, projections and/or other information contained in this document (the "Information") is provided as general information purposes only and shall not be construed as individualized recommendation of an offer to buy or sell or the solicitation of an offer to buy or sell any securities. SCBS and/or its directors, officers and employees shall not be liable for any direct, indirect, incidental, special or consequential loss or damage, resulting from the use of or reliance on the Information, including without limitation to, damages for loss of profits. The investors shall use the Information in association with other information and opinion, including their own judgment in making investment decision. The Information is obtained from sources believed to be reliable, and SCBS cannot guarantee the accuracy, completeness and/or correctness of the Information.

This document is prepared by SCB Securities Company Limited ("SCBS") which is wholly-owned by The Siam Commercial Bank Public Company Limited ("SCB"). SCB may be appointed to act as financial advisor in relation to transactions to be carried out by Thai Oil Company Limited. Any opinions, news, research, analyses, prices, statements, forecasts, projections and/or other information contained in this document (the "Information") is provided as general information purposes only and shall not be construed as individualized recommendation of an offer to buy or sell or the solicitation of an offer to buy or sell any securities. SCBS and/or its directors, officers and employees shall not be liable for any direct, indirect, incidental, special or consequential loss or damage, resulting from the use of or reliance on the Information, including without limitation to, damages for loss of profits. The investors shall use the Information in association with other information and opinion, including their own judgment in making investment decision. The Information is obtained from sources believed to be reliable, and SCBS cannot guarantee the accuracy, completeness and/or correctness of the Information.

This document is prepared by SCB Securities Company Limited ("SCBS") which is wholly-owned by The Siam Commercial Bank Public Company Limited ("SCB"). SCB has acted as Financial Advisor, Lead Arranger of Global Power Synergy Public Company Limited. Any opinions, news, research, analyses, prices, statements, forecasts, projections and/or other information contained in this document (the "Information") is provided as general information purposes only, and shall not be construed as individualized recommendation of an offer to buy or sell or the solicitation of an offer to buy or sell any securities. SCBS and/or its directors, officers and employees shall not be liable for any direct, indirect, incidental, special or consequential loss or damage, resulting from the use of or reliance on the Information, including without limitation to, damages for loss of profits. The investors shall use the Information in association with other information and opinion, including their own judgment in making investment decision. The Information is obtained from sources believed to be reliable, and SCBS cannot guarantee the accuracy, completeness and/or correctness of the Information.

This document is prepared by SCB Securities Company Limited ("SCBS") which is wholly-owned by The Siam Commercial Bank Public Company Limited ("SCB"). SCB Asset Management Company Limited ("SCBAM") which is wholly-owned by The Siam Commercial Bank Public Company Limited ("SCB"). SCB has acted as Financial Advisor of Digital Telecommunications Infrastructure Fund. SCBAM has acted as Fund Manager of Digital Telecommunications Infrastructure Fund. Any opinions, news, research, analyses, prices, statements, forecasts, projections and/or other information contained in this document (the "Information") is provided as general information purposes only, and shall not be construed as individualized recommendation of an offer to buy or sell or the solicitation of an offer to buy or sell any securities. SCBS and/or its directors, officers and employees shall not be liable for any direct, indirect, incidental, special or consequential loss or damage, resulting from the use of or reliance on the Information, including without limitation to, damages for loss of profits. The investors shall use the Information in association with other information and opinion, including their own judgment in making investment decision. The Information is obtained from sources believed to be reliable, and SCBS cannot guarantee the accuracy, completeness and/or correctness of the Information.

SCBS reserves the right to modify the Information from time to time without notice and in its sole discretion. This document is delivered to intended recipient(s) only and is not permitted to reproduce, retransmit, disseminate, sell, distribute, republish, circulate or commercially exploit the Information in any manner without the prior written consent of SCBS.

Futures and Options trading carry a high level of risk with the potential for substantial losses, and are not suitable for all persons. Before deciding to trade Futures and Options, you should carefully consider your financial position, investment objectives, level of experience, and risk appetite if Futures and Options trading are appropriate. The possibility exists that you could sustain a loss of some or all of your initial investment. You should be aware of all the risks associated with Futures and Options trading, and you are advised to rely on your own judgment while making investment decision and/or should seek advice from professional investment advisor if you have any doubts.

This document is delivered to intended recipient(s) only and is not permitted to reproduce, retransmit, disseminate, sell, distribute, republish, circulate or commercially exploit the Information in any manner without the prior written consent of SCBS.

Copyright©2012 SCB Securities Company Limited. All rights reserved.

CG Rating 2021 Companies with CG Rating

Companies with Excellent CG Scoring

AAV, ADVANC, AF, AH, AIRA, AKP, AKR, ALT, AMA, AMATA, AMATAV, ANAN, AOT, AP, ARIP, ARROW, ASP, AUCTION, AWC, AYUD, BAFS, BANPU, BAY, BBL, BCP, BCPG, BDMS, BEM, BGC, BGRIM, BIZ, BKI, BOL, BPP, BRR, BTS, BTW, BWG, CENTEL, CFRESH, CHEWA, CHO, CIMBT, CK, CKP, CM, CNT, COM7, COMAN, COTTO, CPALL, CPF, CPI, CPN, CRC, CSS, DDD, DELTA, DEMCO, DRT, DTAC, DUSIT, EA, EASTW, ECF, ECL, EE, EGCO, EPG, ETC, FPI, FPT, FSMART, GBX, GC, GCAP, GFPT, GGC*, GLAND, GLOBAL, GPI, GPSC, GRAMMY, GULF, GUNKUL, HANA, HARN, HMPRO, ICC, ICHI, III, ILINK, ILM, INTUCH, IP, IRPC, ITTEL, IVL, JSP, JWD, K, KBANK, KCE, KKP, KSL, KTB, KTC, LALIN, LANNA, LH, LHFG, LIT, LPN, MACO, MAJOR, MAKRO, MALEE, MBK, MBKET, MC, MCOT, METCO, MFEC, MINT, MONO, MOONG, MSC, MTC, MVP, NCL, NEP, NER, NKI, NOBLE, NSI, NVD, NWR, NYT, OISHI, OR, ORI, OSP, OTO, PAF, PCSGH, PDG, PDJ, PG, PHOL*, PLANB, PLANET, PLAT, PORT, PPS, PR9, PREB, PRG, PRM, PROUD, PSH, PSL, PTG, PTT, PTTEP, PTTGC, PYLON, Q-CON, QH, QTC, RATCH, RS, S, S & J, SAAM, SABINA, SAMART, SAMTEL, SAT, SC, SCB, SCC, SCCC, SCG, SCGP, SCM, SDC, SEAFCO, SEAOL, SE-ED, SELIC, SENA, SHR, SIRI, SIS, SITHAI, SMK, SMPK, SNC, SONIC, SPALI, SPI, SPRC, SPVI, SSSC, SST, STA, STEC*, STI, SUN, SUSCO, SUTHA, SVI*, SYMC, SYNTEC, TACC, TASCOT, TEAMG, TFMAMA, TGH, THANA, THANI, THCOM, THG, THIP, THRE, THREL, TIP*, TIPCO, TISCO, TK, TKT, TMT, TNDT, TNITY, TOA, TOP, TPBI, TQM, TRC, TRU, TRUE, TSC, TSR, TSTE, TSTH, TTA, TTB, TTCL, TTW, TU, TVD, TVI, TVO, TWPC, U, UAC, UBIS, UV, VGI, VIH, WACOAL, WAVE, WHA, WHAUP, WICE, WINNER, ZEN

Companies with Very Good CG Scoring

2S, 7UP, ABICO, ABM, ACE, ACG, ADB, AEONTS, AGE, AHC, AIT, ALL, ALLA, ALUCON, AMANAH, AMARIN, APCO, APCS, APURE, AQUA, ASEFA, ASIAN, ASK, ATP30, BA, BC, BEC, BFIT, BJCHI, BR, CBG, CGH, CHAYO, CHOTI, CI, CMC, CPL, CRD, CSP, DCC, ASAP, ASIA, ASIMAR, ASN, B, BAM, BCH, BEYOND, BJC, BLA, BROOK, CEN, CHARAN, CHG, CHOW, CIG, COLOR, CPW, CSC, CWT, DCON, DHOUSE, DOD, DOHOME, DV8, EASON, EFORL, ERW, ESSO, ESTAR, ETE, FE, FLOYD, FN, FNS, FORTH, FSS, FTE, FVC, GEL, GENCO, GJS, GYT, HEMP, HPT, HTC, HYDRO, ICN, IFS, IMH, IND, INET, INSET, INSURE, IRC, IRCP, IT, ITD*, J, JAS, JCK, JCKH, JMART, JMT, KBS, KCAR, KEX, KGI, KIAT*, KISS, KOOL, KTIS, KUMWEL, KUN, KWC, KWM, L&E, LDC, LEO, LHK, LOXLEY, LRH, LST, M, MATCH, MBAX, MEGA, META, MFC*, MGT, MICRO, MILL, MITSIB, MK, MODERN, MTI, NBC, NCAP, NCH, NETBAY, NEX, NINE, NRF, NTV, OCC, OGC, PATO, PB, PICO, PIMO, PJW, PL, PM, PMTA, PPP, PPPM, PRIME, PRIN, PRINC, PSTC, PT, QLT, RBF, RCL, RICHY, RML, ROJNA, RPC, RT, RWI, S11, SA, SAK, SALEE, SAMCO, SANKO, SAPPE, SAWAD, SCI, SCN, SCP, SE, SFLEX, SFP, SFT, SGF, SIAM, SINGER, SKE, SKN, SKR, SKY, SLP, SMIT, SMT, SNP, SO, SORKON, SPA, SPC, SPCG, SR, SRICHA, SSC, SSF, STANLY, STGT, STOWER*, STPI, SUC, SWC, SYNEX, T, TAE, TAKUNI, TBSP, TCC, TCMC, TEAM, TFG, TFI, TIGER, TITLE, TKN, TKS, TM, TMC, TMD, TMI, TMILL, TNL, TNP, TOG, TPA, TPAC, TPCS, TPS, TRITN, TRT, TSE, TVT, TWP, UEC, UMI, UOBKH, UP, UPF, UPOIC, UTP, VCOM, VL, VNT, VPO, VRANDA, WGE, WIJK, WP, XO, XPG, YUASA

Companies with Good CG Scoring

A, AI, AIE, AJ, AMC, APP, AQ, ARIN, AS, AU, B52, BEAUTY, BGT, BH, BIG, BLAND, BM, BROCK, BSBM, BSM, BYD*, CCP, CITY, CMO, CPT, CSR, EKH, EP, FMT, GLOCON*, GSC, HTECH, IHL, INGRS, JAK, JTS, KASET, KK, KWG, LEE, BTNC, CAZ, CGD, CMAN, CMR, CRANE, D, EMC, F&D, GIFT, GREEN, GTB, HUMAN, IIG, INOX, JR, JUBILE, KCM, KKC, KYE, LPH, MATI, M-CHAI, MCS, MDX, MJD, MORE, MUD, NC, NDR, NFC, NNCL, NOVA, NPK, NUSA, OCEAN, PAF, PF, PK, PLE, PPM, PRAKIT, PRAPAT, PRECHA, PTL, RCI*, RJH, RP, RPH, RSP, SABUY, SF, SGP, SICT, SIMAT, SISB, SK, SMART, SOLAR, SPACK, SPG, SQ, SSP, STARK, STC, SUPER, SVOA, TC, TCCC, THMUI, TNH, TNR, TOPP, TPCH, TPIPL, TPIPP, TPLAS, TPOLY, TQR, TTI, TYCN, UKEM, UMS, UNIQ, UPA, UREKA, VIBHA, W, WIN, WORK, WPH, YGG, ZIGA

Corporate Governance Report

The material contained in this publication is for general information only and is not intended as advice on any of the matters discussed herein. Readers and others should perform their own independent analysis as to the accuracy or completeness or legality of such information. The Thai Institute of Directors, its officers, the authors and editor make no representation or warranty as to the accuracy, completeness or legality of any of the information contained herein. By accepting this document, each recipient agrees that the Thai Institute of Directors Association, its officers, the authors and editor shall not have any liability for any information contained in, or for any omission from, this publication.

The survey result is as of the date appearing in the Corporate Governance Report of Thai Listed Companies. As a result, the survey result may be changed after that date. SCB Securities Company Limited does not conform nor certify the accuracy of such survey result.

To recognize well performers, the list of companies attaining "Good", "Very Good" and "Excellent" levels of recognition

(Not including listed companies qualified in the "no announcement of the results" clause from 1 January 2020 to 26 October 2021) is publicized.

¹ TIP was voluntarily delisted from the Stock Exchange of Thailand effectively on July 24, 2021

² RCI was voluntarily delisted from the Stock Exchange of Thailand, effectively on July 16, 2021

* บริษัทหรือกรรมการหรือผู้บริหารของบริษัทที่มีข่าวด้านกฏการกับตุลาการภิบาล เช่น การกระทำความผิดเกี่ยวกับหลักทรัพย์ การทุจริต คอรัปชั่น เป็นต้น ซึ่งการใช้ข้อมูล CGR ควรระมัดระวังถึงข้อดังกล่าวประกอบด้วย

Anti-corruption Progress Indicator

Certified (ได้รับการรับรอง)

2S, 7UP, ADVANC, AF, AI, AIE, AIRA, AKP, AMA, AMANAH, AMATA, AMATAV, AP, APCS, AQUA, ARROW, AS, ASIAN, ASK, ASP, AWC, AYUD, B, BAFS, BAM, BANPU, BAY, BBL, BCH, BCP, BCPG, BEB, BEYOND, BGC, BGRIM, BKI, BLA, BPP, BROOK, BRR, BSBM, BTS, BWG, CEN, CENTEL, CFRESH, CGH, CHEWA, CHOTI, CHOW, CIG, CIMBT, CM, CMC, COM7, COTTO, CPALL, CPF, CPI, CPN, CSC, DCC, DELTA, DEMCO, DIMET, DRT, DTAC, DUSIT, EA, EASTW, ECL, EGCO, EP, EPG, ERW, ESTAR, ETE, FE, FNS, FPI, FPT, FSMART, FSS, FTE, GBX, GC, GCAP, GEL, GFPT, GGC, GJS, GPI, GPSC, GSTEEL, GULF, GUNKUL, HANA, HARN, HEMP, HENG, HMPRO, HTC, ICC, ICHI, IFS, ILINK, INET, INSURE, INTUCH, IRC, IRPC, ITTEL, IVL, JKN, JR, K, KASET, KBANK, KBS, KCAR, KCE, KGI, KKP, KSL, KTB, KTC, KWI, L&E, LANNA, LH, LHFG, LHK, LPN, LRH, M, MAKRO, MALEE, MATCH, MBAX, MBK, MC, MCOT, META, MFC, MFE, MILL, MINT, MONO, MOONG, MSC, MST, MTC, MTI, NATION, NBC, NEP, NINE, NKI, NOBLE, NOK, NSI, NWR, OCC, OGI, ORI, PAP, PATO, PB, PCSGH, PDG, PDJ, PG, PHOL, PK, PL, PLANB, PLANET, PLAT, PM, PPT, PPPM, PPS, PR9, PREB, PRG, PRINC, PRM, PROS, PSH, PSL, PSTC, PT, PTG, PTT, PTTEP, PTTGC, PYLON, Q-CON, QH, QLT, QTC, RATCH, RML, RWI, S & J, SAAM, SABINA, SAPPE, SAT, SC, SCB, SCC, SCCC, SCG, SCGP, SCM, SCA, SEAOL, SE-ED, SELIC, SENA, SGP, SINGER, SIRI, SITHAI, SKR, SMIT, SMC, SMPK, SNC, SNP, SORKON, SPACK, SPALI, SPC, SPI, SPRC, SRICHA, SSF, SSP, SSSC, SST, STA, STOWER, SUSCO, SVI, SYMC, SYNTEC, TAE, TAKUNI, TASCOT, TEAMG, TCMC, TFG, TFI, TFMAMA, TGH, THANI, THCOM, THIP, THRE, THREL, TIDLOR, TIPCO, TISCO, TKS, TKT, TMILL, TMT, TNITY, TNL, TNP, TNR, TOG, TOP, TOPP, TPA, TPCS, TPP, TRU, TRUE, TSC, TSTE, TSTH, TTA, TTB, TTCL, TU, TVD, TVI, TVO, TWPC, U, UBE, UBIS, UEC, UKEM, UOBKH, UPF, UV, VGI, VIH, WACOAL, WHA, WHAUP, WICE, WIJK, XO, YUASA, ZEN, ZIGA

Declared (ประกาศเจตนารมณ์)

AH, AJ, ALT, APCO, B52, BEC, CHG, CI, CPL, CPR, CPW, CRC, DDD, DHOUSE, DOHOME, ECF, EKH, ETC, EVER, FLOYD, GLOBAL, III, ILM, INOX, JTS, KEX, KUMWEL, LDC, MAJOR, MEGA, NCAP, NOVA, NRF, NUSA, NYT, OR, PIMO, PLE, RS, SAK, SIS, STECH, STGT, SUPER, SVT, TKN, TMI, TQM, TSI, VARO, VCOM, VIBHA, WIN

N/A

3K-BAT, A, A5, AAV, ABICO, ABM, ACAP, ACC, ACE, ACG, ADB, ADD, AEONTS, AFC, AGE, AHC, AIT, AJA, AKR, ALL, ALLA, ALPHAX, ALUCON, AMARIN, AMC, AMR, ANAN, AOT, APEX, APP, APURE, AQ, ARIN, ARIP, ASAP, ASEFA, ASIA, ASIMAR, ASN, ASW, ATP30, AU, AUCTION, BA, BBGI, BBIK, BC, BCT, BDMS, BEAUTY, BEM, BFIT, BGT, BH, BIG, BIOTECH, BIS, BIZ, BJC, BJCHI, BKD, BLAND, BLISS, BM, BOL, BR, BRI, BROCK, BSM, BTNC, BTW, BUI, BYD, CAZ, CBG, CCET, CCP, CEYE, CGD, CHARAN, CHAYO, CHO, CITY, CIVIL, CK, CKP, CMAN, CMO, CMR, CNT, COLOR, COMAN, CPANEL, CPH, CPT, CRANE, CRD, CSP, CSR, CSS, CTW, CV, CWT, D, DCON, DITTO, DMT, DOD, DPAINT, DTIC, DV8, EASON, EE, EFORL, EMC, ESSO, F&D, FANCY, FMT, FN, FORTH, FTI, FVC, GENCO, GIFT, GL, GLAND, GLOCON, GLORY, GRAMMY, GRAND, GREEN, GSC, GTB, GYT, HFT, HL, HPT, HTECH, HUMAN, HYDRO, ICN, IFEC, IHL, IIG, IMH, IND, INGRS, INSET, IP, IRCP, IT, ITD, J, JAK, JAS, JCK, JCKH, JCT, JDF, JMART, JMT, JP, JUBILE, JWD, KAMART, KC, KCC, KCM, KDH, KIAT, KISS, KK, KKC, KOOL, KTIS, KUN, KWC, KWM, KYE, LALIN, LEE, LEO, LIT, LOXLEY, LPH, LST, MACO, MANRIN, MATI, MAX, M-CHAI, MCS, MDX, MENA, METCO, MGT, MICRO, MIDA, MITSIB, MJD, MK, ML, MODERN, MORE, MPIC, MUD, MVP, NC, NCH, NCL, NDR, NER, NETBAY, NEW, NEWS, NEX, NFC, NNCL, NPK, NSL, NTV, NV, NVD, OHTL, OISHI, ONEE, OSP, OTO, PACE, PACO, PAE, PAF, PEACE, PERM, PF, PICO, PIN, PJW, PLUS, PMTA, POLAR, POMPUI, PORT, POST, PPM, PRAKIT, PRAPAT, PRECHA, PRIME, PRIN, PRO, PROEN, PROUD, PSG, PTC, PTECH, PTL, RAM, RBF, RCL, RICHY, RJH, ROCK, ROH, ROJNA, RP, RPC, RPH, RSP, RT, S, S11, SA, SABUY, SAFARI, SALEE, SAM, SAMART, SAMCO, SAMTEL, SANKO, SAUCE, SAWAD, SAWANG, SCI, SCP, SDC, SE, SEAFCO, SECURE, SENAJ, SFLEX, SFP, SFT, SGF, SHANG, SHR, SIAM, SICT, SIMAT, SISB, SK, SKE, SKN, SKY, SLM, SLP, SMART, SMD, SMT, SNNP, SO, SOLAR, SONIC, SPA, SPCG, SPG, SPVI, SQ, SR, SSC, SSS, STANLY, STARK, STC, STEC, STHAI, STI, STP, STPI, SUC, SUN, SUTHA, SVH, SVOA, SWC, SYNEX, TACC, TAPAC, TC, TCC, TCCC, TCJ, TCOAT, TEAM, TEAMG, TEKA, TFM, TGPRO, TH, THAI, THANA, THE, THG, THL, THMUI, TIGER, TIPIH, TITL, TK, TKC, TM, TMC, TMD, TMW, TNDT, TNH, TNPC, TOA, TPAC, TPBI, TPCH, TPIPL, TPIPP, TPLAS, TPOLY, TPS, TQR, TR, TRC, TRITN, TRT, TRUBB, TRV, TSE, TSF, TSR, TTI, TTT, TTW, TVT, TWP, TWZ, TYCN, UAC, UMI, UMS, UNIQ, UP, UPA, UPOIC, UREKA, UTP, UVAN, VL, VNG, VPO, VRANDA, W, WAVE, WFX, WGE, WINMED, WINNER, WORK, WORLD, WP, WPH, XPG, YGG

Explanations

Companies participating in Thailand's Private Sector Collective Action Coalition Against Corruption programme (Thai CAC) under Thai Institute of Directors (as of May 9, 2022) are categorised into: companies that have declared their intention to join CAC, and companies certified by CAC.