



Support - Resistances

1550/1540 – 1570/1585



Market today

“A chance to rebound but with limited upside”

The SET is expected to rebound, however any upside is limited with resistances at 1,570 and 1,585; supports are at 1,550 and 1,540. Interest rate hikes to slow inflation is still a major pressure, particularly over how it will affect the economy. A key point to follow is Powell's testimony to Congress on Wednesday, which is expected to have a large effect on the market.



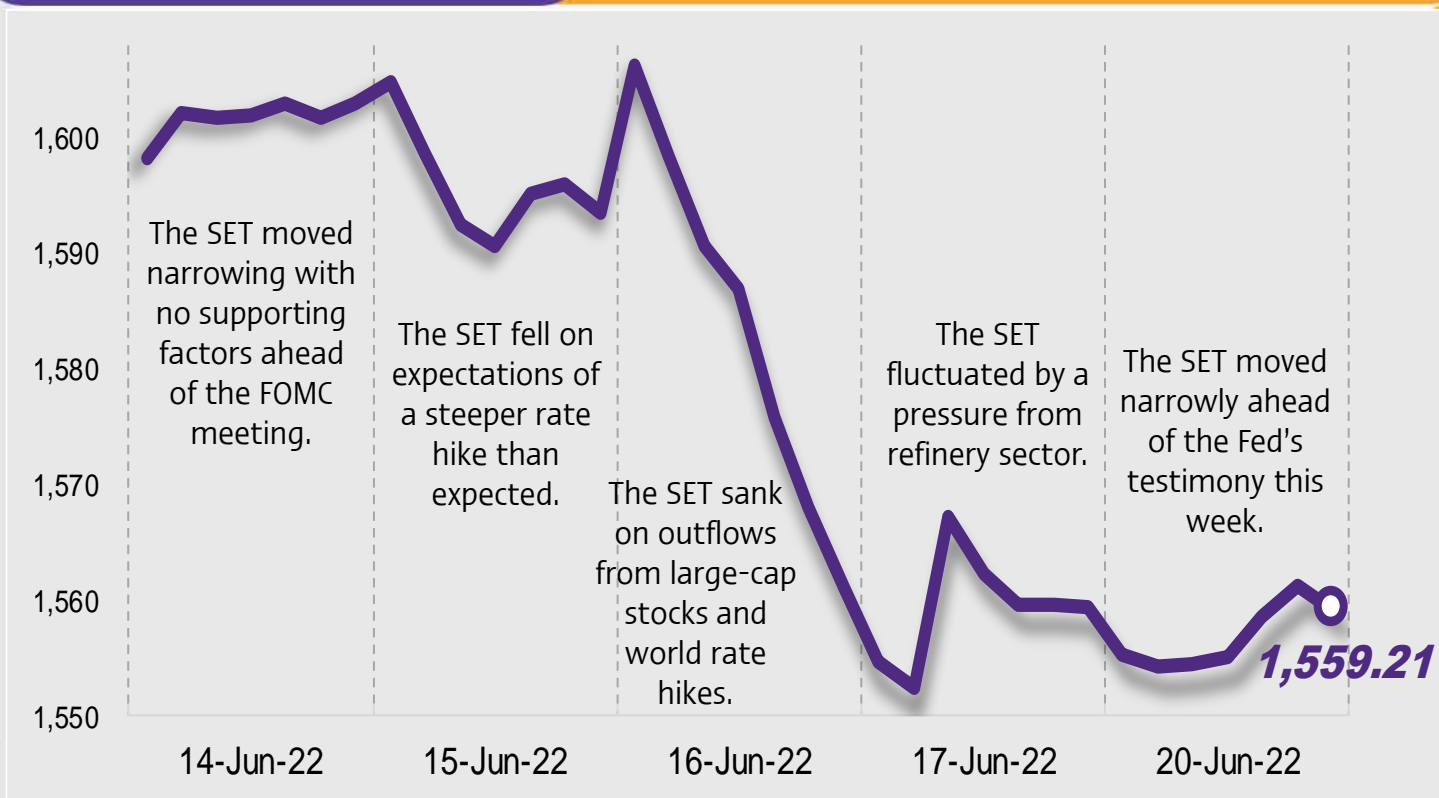
Today's highlights

- President Biden plans to discuss lifting tariffs on Chinese goods with President Xi Jinping and plans to pause federal gasoline taxes.
- The cabinet meeting today is considering packages to help defray cost of living and high petrol prices as well as tourism stimulus by allowing taxpayers to deduct travel expenses from their taxes.
- Stocks added to SET50: BLA, JMT and JMART. Stocks removed from SET 50: COM7, RATCH and STGT. Stocks added to SET 100: FORTH, ONEE, PSL and TIPH. Stocks removed from SET100: BPP, RS, SIRI and TVO. These changes are in effect from July 1 to December 31.



Strategy today

Even though in the short term the SET may rebound, this could be short-lived, after which it will continue to wend its way down as there is no real positive that would be strong enough to turn the market around and risks are still high and unchanged. We suggest “selective buy” in defensive stocks and who have clear recovery in earnings.



Trading today

Weekly portfolio: In the short term there are still risks, therefore we recommend to invest with caution, and to be very selective in defensive stocks with positive drivers:

- 1) stocks benefiting from an upward trend in interest rates and for which earnings are improving from 2Q22 on both YoY and QoQ – KBANK, BBL, BLA and THREL;
- 2) stocks that are little affected by the upward trend in interest rates, and whose earnings are expected to improve over the rest of the year – AOT and AWC, and;
- 3) for investors with high-risk tolerance and interested in stocks whose prices are already down, have good risk/reward and benefit from resolution of the supply chain problem, we recommend looking for opportunity to speculate in recovering stocks – MAKRO and CBG.



Daily focus

CRC: benefits from easing entry regulations as Thailand approaches full-scale reopening; it expects earnings to recover YoY and turn around as 2Q22TD same-store sales growth is above 20%YoY, the best in the Commerce sector, from higher retail sales, rental revenue and margin.

AWC: Overall view is positive as the country is reopening, which will support improvement in operations and earnings for the rest of the year; its valuation is not expensive as price is below pre-COVID-19 level.

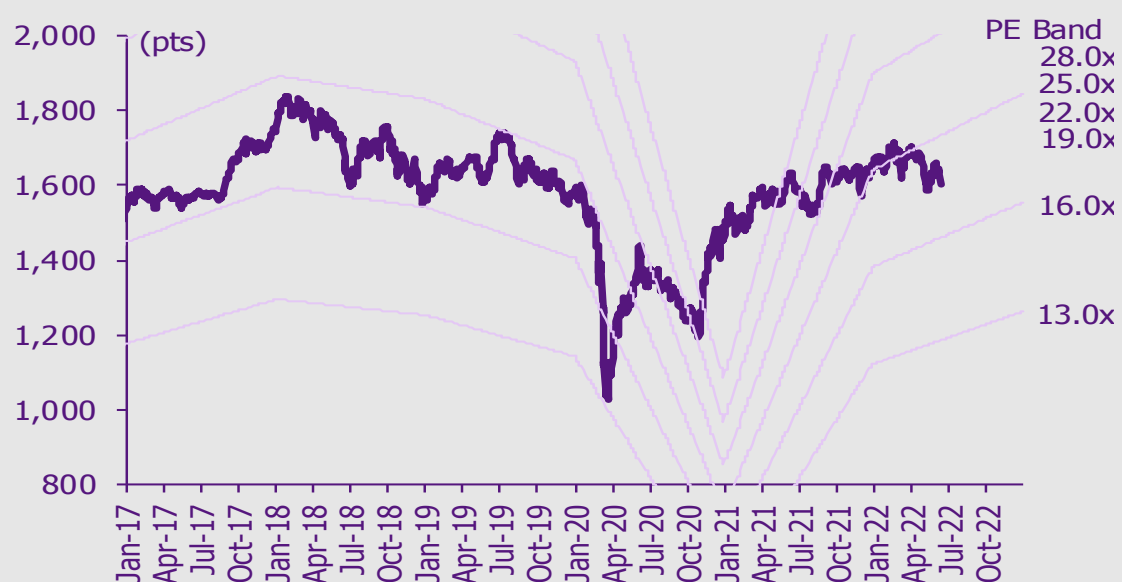
Today's reports

Energy: oil and gas – Still prefer upstream plays on solid oil price

What to watch

Date	Event
20 Jun	Economic release: JP/EU – Flash manufacturing and services for Jun Event: Effective date of Jun 2022 semi-annual FTSE SET index series review, effective date of Jun 2022 FTSE Global Index Series inclusion/exclusion levels
22 Jun	Economic release: EU – Consumer confidence for Jun Event: Fed Chair Powell Testifies
23 Jun	Economic release: US – Unemployment claims, crude oil inventories, US/EU/JP flash manufacturing and services PMI for Jun Event: Fed Chair Powell Testifies
24 Jun	Economic release: JP – National core CPI for May

SET Index movement



See the end of this report for disclaimer

SET index series

Index	20 Jun (pts)	Chg (pts)	Chg (%)	Value (Btmn)
SET	1,559.21	(0.18)	(0.01)	56,962.88
SET50	946.34	1.29	0.14	32,760.32
SET100	2,151.78	2.12	0.10	40,151.27
sSET	1,055.24	0.46	0.04	1,811.19
SETCLMV	979.66	1.46	0.15	22,727.16
SETHD	1,136.43	(3.21)	(0.28)	11,418.73
SETTHSI	993.63	1.67	0.17	33,446.19
SETWB	959.21	6.76	0.71	10,654.50
mai	599.19	(3.40)	(0.56)	3,994.24

Trading summary by investor type

(Btmn)	20 Jun	WTD	MTD	YTD
Foreign				
Net	(2,494)	(2,494)	(24,113)	117,904
Breakdown (%)	48.36	48.36	49.88	46.61
Institution				
Net	1,877	1,877	(5,455)	(96,307)
Breakdown (%)	7.11	7.11	7.61	7.80
PropTrade				
Net	(40)	(40)	2,016	3,463
Breakdown (%)	9.07	9.07	7.52	8.55
Individual				
Net	658	658	27,552	(25,059)
Breakdown (%)	35.46	35.46	34.99	37.04

% of total trade value for each investor type

S50 futures trading by foreign investors

(Contract)	20-Jun	WTD	MTD	YTD
Foreign	(5,338)	(5,338)	(137,562)	(64,432)
Institution	907	907	3,469	18,035
Customer	4,431	4,431	134,093	46,397















Bond trading by foreign investors

(Btmn)	20-Jun	WTD	MTD	YTD
Buy	3,678	3,678	33,862	617,050
Sell	667	667	42,150	502,150
Net	3,011	3,011	-8,288	114,900

Investment Strategy Department

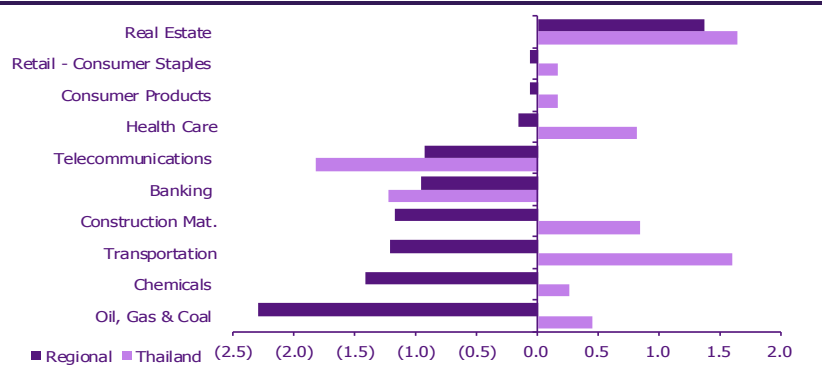
Market update

Global market movement

	Performance (%)							PE (x)		EPS gth (%)		PBV (x)		ROE (%)	
	20-Jun	Index	Chg (pts)	1D	WTD	MTD	YTD	22F	23F	22F	23F	22F	23F	22F	23F
S&P 500		3,675	0.00	0.0	0.0	(11.1)	(22.9)	16.1	14.7	18.1	9.1	3.4	3.1	22.5	28.7
Euro Stoxx 600		407	3.89	1.0	1.0	(8.2)	(16.5)	11.9	11.3	22.5	5.5	1.6	1.5	11.5	11.3
Japan		25,771	(191.78)	(0.7)	(0.7)	(5.5)	(10.5)	14.5	13.5	1.3	6.8	1.5	1.4	9.7	10.1
Hang Seng		21,164	88.91	0.4	0.4	(1.2)	(9.5)	10.9	9.5	(26.4)	15.6	1.1	1.0	11.3	11.2
MSCI Asia x J		650	0.00	0.0	0.0	(5.5)	(17.6)	12.4	11.1	2.7	12.1	1.5	1.3	11.7	11.6
Philippines		6,334	2.38	0.0	0.0	(6.5)	(11.1)	15.4	12.7	20.7	21.6	1.5	1.3	8.3	10.2
Indonesia		6,976	39.41	0.6	0.6	(2.4)	6.0	16.0	14.5	31.3	10.8	2.1	1.9	(10.7)	(9.8)
Malaysia		1,441	(15.50)	(1.1)	(1.1)	(8.2)	(8.1)	13.9	12.5	(0.8)	11.2	1.4	1.4	10.3	11.0
Thailand		1,559	(0.18)	(0.0)	(0.0)	(6.3)	(5.9)	16.1	14.6	11.8	10.2	1.6	1.5	8.2	8.8
Asean 4 - simple avg.				(0.1)	(0.1)	(5.8)	(4.8)	15.4	13.6	15.8	13.5	1.6	1.5	4.0	5.1
China		3,315	(1.36)	(0.0)	(0.0)	4.0	(8.9)	11.4	9.8	18.3	16.6	1.3	1.2	11.1	11.0
India		51,598	237.42	0.5	0.5	(7.1)	(11.4)	18.5	15.9	19.6	16.7	2.8	2.5	15.2	15.6
Singapore		3,096	(1.69)	(0.1)	(0.1)	(4.2)	(0.9)	12.3	10.8	9.5	14.4	1.0	1.0	8.9	9.7
Taiwan		15,368	(273.68)	(1.7)	(1.7)	(8.6)	(15.7)	10.6	10.7	9.9	(1.2)	1.9	1.8	20.2	18.3
Korea		2,391	(49.90)	(2.0)	(2.0)	(11.0)	(19.7)	9.7	8.3	3.0	16.2	0.9	0.8	7.2	13.0
Others				(0.7)	(0.7)	(5.4)	(11.3)	12.5	11.1	12.1	12.5	1.6	1.5	12.5	13.5

Regional sector movement

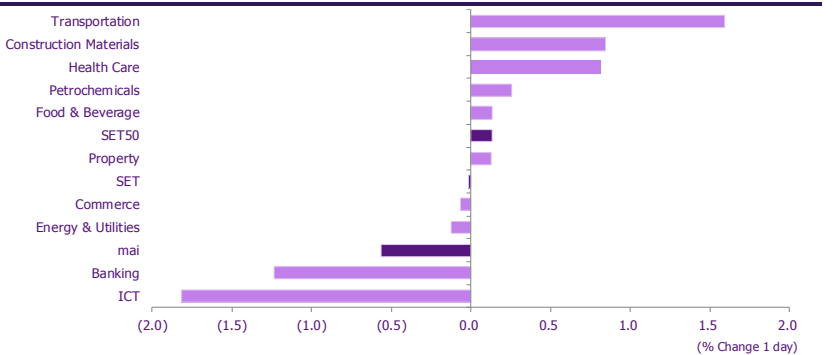
	Price performance (%) *			
	20-Jun	WoW	MoM	YTD
Banking	(0.95)	(1.84)	(4.99)	(11.06)
Chemicals	(1.41)	(2.55)	1.48	(7.23)
Construction Mat.	(1.17)	(3.41)	(4.80)	(8.64)
Consumer Products	(0.06)	(1.21)	(4.09)	(10.25)
Health Care	(0.16)	(1.41)	(3.12)	(13.33)
Oil, Gas & Coal	(2.29)	(5.32)	(2.63)	(3.28)
Real Estate	1.37	1.30	(1.13)	(13.65)
Retail - Consumer Staples	(0.06)	(1.21)	(4.09)	(10.25)
Telecommunications	(0.93)	(2.49)	(5.01)	(14.87)
Transportation	(1.21)	(3.31)	(3.01)	(7.57)



* Regional sector price performances (%) are based on US\$ and Thai sector price performances (%) are based on baht

Thailand sector movement

	Price performance (%)			
	20-Jun	WoW	MTD	YTD
Banking	(1.23)	(1.08)	(2.25)	(11.28)
Commerce	(0.07)	(2.84)	(9.33)	(6.00)
Construction Materials	0.84	(0.41)	(4.22)	(8.40)
Energy & Utilities	(0.12)	(4.45)	(7.24)	(3.51)
Food & Beverage	0.14	0.21	(1.69)	(1.23)
Health Care	0.82	(0.61)	(6.38)	9.15
ICT	(1.81)	(7.72)	(11.91)	(9.14)
Petrochemicals	0.26	(2.59)	(4.19)	(6.83)
Property	0.13	(1.10)	(6.14)	(3.27)
Transportation	1.59	1.40	(1.98)	6.17
SET	(0.01)	(2.55)	(6.26)	(5.94)
SET50	0.14	(2.31)	(5.58)	(4.48)
MAI	(0.56)	(3.53)	(6.54)	2.93



10 Most active stocks by value

Stock	Price (Bt)	Value (Btmn)	Chg (%)
PTTEP	158.50	2,695.24	(2.46)
SCB	103.00	2,653.82	(2.83)
AOT	69.25	1,928.80	2.21
KBANK	148.50	1,870.50	(1.00)
CPALL	60.25	1,861.40	0.42
PTT	33.25	1,470.24	(0.75)
BBL	134.50	1,301.79	(1.10)
BANPU	12.50	1,269.09	(0.79)
JAS	3.68	1,175.57	(0.54)
TOP	49.50	1,120.29	0.00

Top 10 gainers

Stock	Price (Bt)	Value (Btmn)	Chg (%)
MATCH	2.44	30.94	15.09
TCOAT	29.25	0.05	14.71
MPIC	2.22	44.97	13.27
SLP	0.93	4.86	9.41
CMAN	2.66	151.36	9.02
TCJ	5.45	21.57	7.92
RSP	2.84	20.43	7.58
ASAP	3.62	4.84	7.10
NKI	43.75	0.07	6.71
VRANDA	7.55	60.19	6.34

Top 10 losers

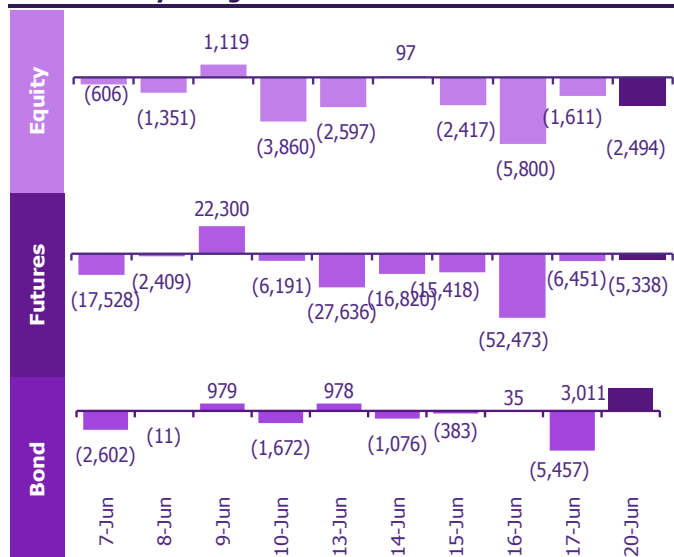
Stock	Price (Bt)	Value (Btmn)	Chg (%)
PE	0.01	0.42	(50.00)
JTS	104.00	423.70	(29.97)
NEP	0.35	0.22	(12.50)
TWZ	0.07	1.28	(12.50)
NFC	8.15	53.48	(11.41)
INSURE	161.00	0.10	(10.56)
AJA	0.28	16.62	(9.68)
UPOIC	7.50	10.75	(8.54)
GEL	0.22	12.70	(8.33)
PPPM	0.12	0.21	(7.69)

Fund flow monitor

Regional foreign fund flows to equity

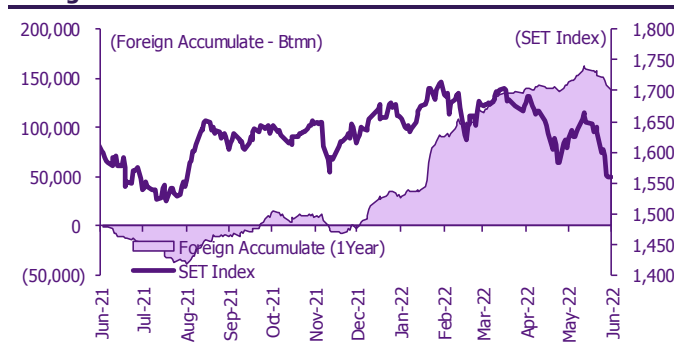
(US\$ Mn)	Thailand	Indonesia	Philippines	Malaysia	Vietnam	India	Taiwan	South Korea	Japan
Daily									
20-Jun-22	(71)	(56)	(4)		(26)		(329)	(635)	
17-Jun-22	(46)	(53)	(5)	(25)	14	(1,147)	(503)	(254)	
16-Jun-22	(166)	27	(6)	(23)	30	(400)	108	212	
15-Jun-22	(69)	(55)	(23)	(33)	(8)	(430)	(716)	(481)	
14-Jun-22	3	(37)	(23)	2	13	(553)	(835)	(214)	
Weekly									
WTD	(71)	(56)	(4)	(116)	(26)	(2,986)	(329)	(635)	1,536
17-Jun-22	(352)	(93)	(69)	(116)	41	(2,986)	(3,703)	(1,086)	0
10-Jun-22	(170)	90	(48)	(99)	33	(1,426)	(1,459)	(1,860)	1,536
3-Jun-22	178	327	(19)	109	85	(477)	1,093	971	(934)
27-May-22	201	111	(188)	(19)	(17)	(1,107)	296	(250)	7
Monthly									
MTD	(692)	(13)	(138)	(208)	43	(5,055)	(6,176)	(3,822)	602
May-22	592	(243)	(350)	18	138	(4,871)	57	170	(1,993)
Apr-22	321	2,783	(99)	193	170	(3,816)	(9,102)	(4,963)	29,604
Mar-22	1,006	584	(204)	783	(174)	(3,693)	(9,428)	(3,640)	(15,202)
YTD	3,590	4,756	(706)	1,544	29	(27,269)	(32,521)	(15,112)	10,731

Thailand daily foreign net flows

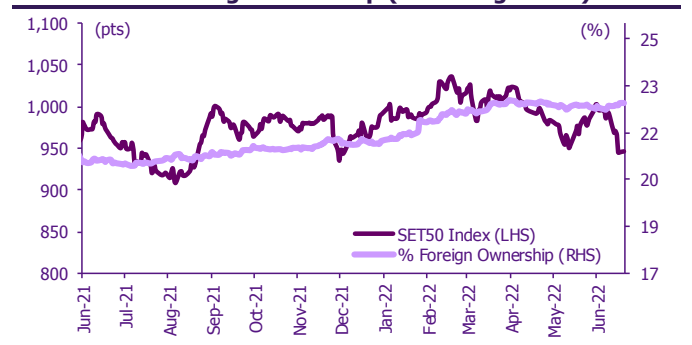


	Equity (Btmn)	SET50 futures (Contract)	Bond (Btmn)*
Daily			
20-Jun-22	(2,494)	(5,338)	(1,006)
Weekly			
WTD	(2,494)	(5,338)	(1,006)
17-Jun-22	(12,328)	(118,798)	(22,666)
10-Jun-22	(5,890)	(18,097)	(3,566)
2-Jun-22	6,079	46,732	9,334
27-May-22	6,870	43,576	8,564
Monthly			
MTD	(24,113)	(137,562)	(26,293)
May-22	20,284	109,007	21,576
Apr-22	10,869	(66,776)	(13,291)
Mar-22	33,530	39,723	8,382
Quarterly			
QTD	7,040	(95,331)	(18,008)
1Q22	110,864	30,899	6,488
4Q21	28,128	44,270	8,986
3Q21	(443)	6,232	1,282
2Q21	(46,593)	(7,583)	(994)
YTD			
2021	(48,578)	27,284	6,522
2020	(264,386)	1,217	(497)

Foreign net flow and SET movement



SET50 and its foreign ownership (excluding NVDR)



Foreign buy/sell activity monitor

Most foreign holding value change

	Fgn hld (%)	Δ Fgn (M.shares)	Buy* (Btmn)
KBANK	42.91	1.86	276
GULF	36.28	4.92	230
BTS	22.19	25.78	218
OR	3.44	6.52	168
AOT	9.04	2.26	157
BH	24.11	0.73	129
CPF	26.46	4.73	124
HMPRO	13.21	6.52	87
TOP	15.22	1.40	69
PTTGC	12.75	1.50	66

	Fgn hld (%)	Δ Fgn (M.shares)	Sell* (Btmn)
PTT	8.93	(33.97)	(1,129)
CPALL	33.32	(6.72)	(405)
ADVANC	35.83	(1.28)	(259)
BDMS	21.50	(8.34)	(203)
PTTEP	16.25	(0.96)	(151)
KKP	14.81	(1.36)	(86)
TU	26.91	(4.12)	(72)
BANPU	9.18	(5.31)	(66)
MAJOR	27.83	(2.36)	(50)
BCH	8.34	(2.10)	(38)

Top-5 NVDR net buy/sell

	Buy* (Btmn)	Sell* (Btmn)
PTTEP	278	(446)
CPALL	242	(362)
DELTA	139	(205)
IVL	102	(157)
SCGP	96	(152)
THG	72	(135)
ESSO	69	(114)
CBG	62	(91)
CENTEL	51	(85)
BH	50	(82)
SCB		(446)
KBANK		(362)
BBL		(205)
JMT		(157)
NINE		(152)
GPSC		(135)
BANPU		(114)
JAS		(91)
JMART		(85)
KTB		(82)

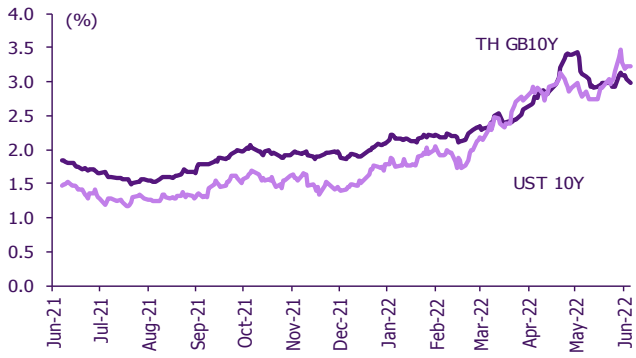
* SCBS Investment Research estimates

Multi-asset price update

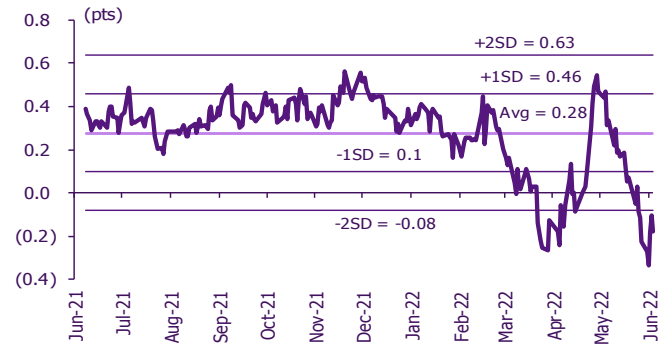
Key indicator update

	Close	20-Jun	WoW	MoM	YoY	YTD
Financial market condition						
VIX Index	31.03	(0.32)	(8.79)	5.44	49.90	80.20
Europe CDS (bps)	108.679	(3.30)	3.61	8.95	60.55	60.80
LIBOR OIS Spread (bps)	0.07036	0.00	(3.32)	(7.02)	3.07	(1.98)
TED Spread (bps)	0.5313	0.00	23.64	3.36	42.43	35.26
Exchange rate						
Dollar Index	104.48	(0.16)	(0.69)	1.41	13.17	9.21
USD/THB	35.34	0.38	1.21	2.75	12.25	6.43
EUR/USD	1.05	0.11	0.98	(0.47)	(11.38)	(7.53)
USD/JPY	135.04	0.06	0.46	5.62	22.60	17.36
Bond: (Change in basis points)						
TH Gov Bond 2Y	1.75%	(0.45)	3.52	1.91	122.85	109.44
TH Gov Bond 10Y	2.99%	(5.61)	(9.73)	(12.74)	112.96	109.53
US Gov Bond 2Y	3.25%	5.58	(13.65)	67.89	305.22	251.89
US Gov Bond 10Y	3.28%	4.17	(7.92)	49.21	183.87	176.15
Commodities						
CRB Index	617.50	0.00	(1.03)	(2.22)	11.37	6.78
Gold (US\$/oz)	1,837.80	(0.05)	1.04	(0.42)	4.23	0.47
Gross Refining Margin (US\$/bbl)	37.47	0.00	11.85	49.28	n.m.	513.26
Dubai Crude (US\$/bbl)	112.72	0.00	(3.36)	(5.14)	58.59	54.02
NYMEX Crude (US\$/bbl)	109.56	0.00	(9.40)	(3.24)	52.93	126.18
Baltic Dry Index (pts)	2,596.00	0.70	14.87	(22.37)	(19.33)	17.10

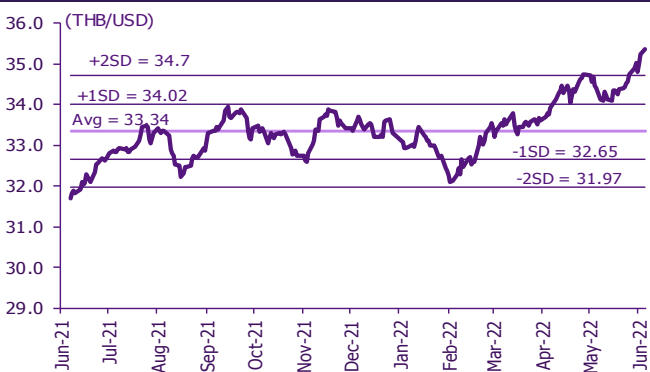
Thai and US 10-year government bond yield



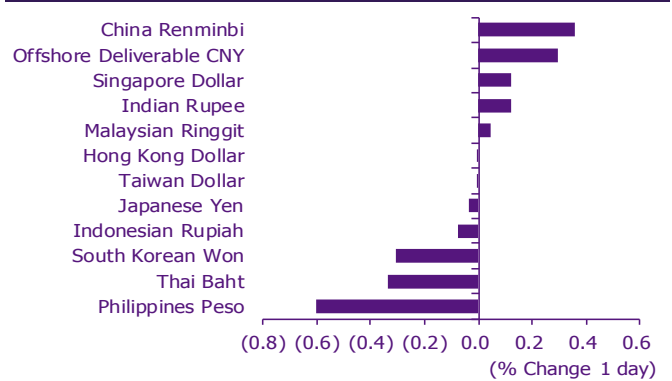
Thai and US 10-year government bond spread



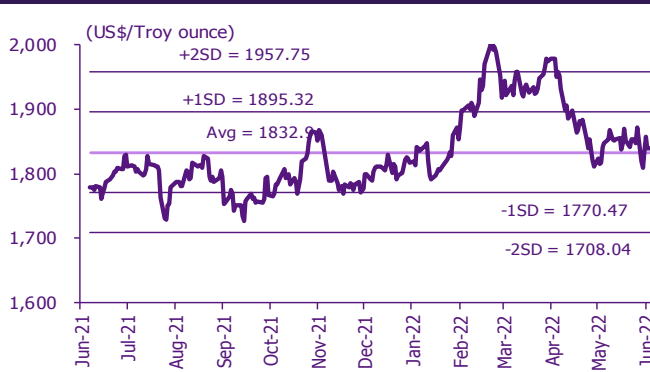
THB/USD exchange rate



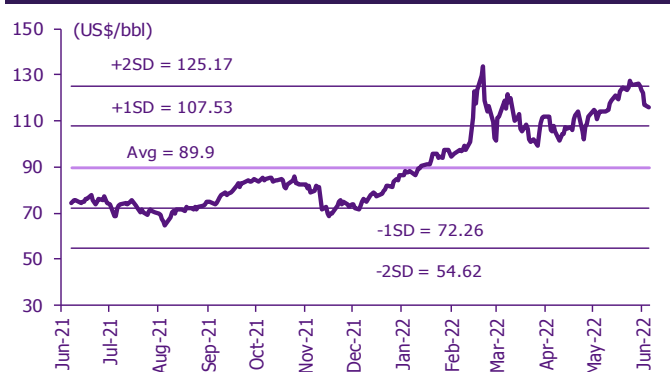
Regional foreign exchange rate spot return



Gold



Brent crude



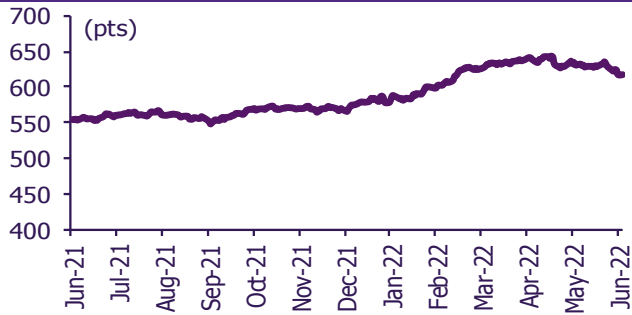
Commodities daily price update

	As of 20-Jun-22	-1W %	Avg. Price QTD in 2Q22	% QoQ	% YoY	Avg. Price in '21	% YoY	Avg. Price in '22	% YoY	Update
CRB Index	617.50	(1.9)	633.57	4.9	17.8	535.54	36.83	617.81	15.4	Daily
Energy Prices										
Crude Oil - Dubai (US\$/bbl)	112.72	(8.5)	108.64	12.2	63.5	68.86	63.18	102.40	48.7	Daily
Brent Crude (US\$/bbl)	116.05	(7.8)	112.58	13.1	64.0	70.52	66.54	105.68	49.8	Daily
West Texas Int. Cushing (US\$/bbl)	109.56	(9.2)	108.85	14.7	58.6	68.06	72.51	101.49	49.1	Daily
Crude Oil - Asia-Pacific Tapis Oil Spot (US\$/bbl)	122.80	(8.4)	118.34	13.6	72.4	71.82	61.89	110.84	54.3	Daily
Natural Gas Henry Hub (US\$/mmBTU)	7.01	(20.0)	7.76	69.9	190.7	3.13	30.17	6.07	94.0	Daily
Coal Price NEX (US\$/MT)	384.72	(4.3)	367.70	36.0	246.1	138.28	135.73	316.22	128.7	Friday
Oil Product Prices and Gross Refinery Margin										
Gas Oil 500 ppm Sulfur Singapore (US\$/bbl)	165.88	(1.3)	146.21	31.3	101.6	76.20	52.83	127.78	67.7	Daily
Gas Oil - Dubai (US\$/bbl)	53.16	18.5	37.57	158.6	515.9	7.34	(4.17)	25.38	245.7	Daily
Gasoline, 92 RON Spot (US\$/bbl)	150.16	(2.4)	135.78	21.9	84.5	76.66	75.97	122.16	59.4	Daily
Gasoline - Dubai (US\$/bbl)	37.44	22.2	27.14	105.8	279.7	7.80	472.22	19.76	153.4	Daily
Fuel Oil 180 Singapore Spot (US\$/bbl)	95.77	(3.4)	100.64	(9.6)	72.8	61.57	60.99	92.22	49.8	Daily
Fuel Oil - Dubai (US\$/bbl)	(16.95)	(29.7)	(8.00)	(34.0)	(2.3)	-7.29	84.36	(10.18)	39.7	Daily
Jet Kerosene - Spot Price (US\$/bbl)	158.96	(2.6)	140.49	29.7	101.0	73.98	60.45	123.47	66.9	Daily
Jet Kerosene - Dubai (US\$/bbl)	46.24	15.7	31.85	177.6	823.1	5.12	31.00	21.07	311.4	Daily
SG Dubai Hydrocracking Refinery Margin (US\$/bbl)	30.12	0.0	24.18	164.7	3,053.1	2.00	467.16	13.48	575.1	Daily
Olefins Product Prices and Spread										
Ethylene, FOB Japan Spot (US\$/MT)	1,030	(2.8)	1,184	(1.1)	16.9	1,010	39.56	1,146	13.6	Tuesday
Ethylene Spread (US\$/MT)	231	(5.7)	292	379.4	(28.0)	361	5.77	259	(28.2)	Daily
Propylene (Olefins), FOB Japan Spot (US\$/MT)	1,025	(0.5)	1,101	0.5	5.6	1,005	27.27	1,099	9.3	Tuesday
Propylene Spread (US\$/MT)	226	5.2	209	(1.7)	(52.0)	356	(12.55)	211	(40.8)	Daily
Naphtha - Singapore Spot FOB (US\$/MT)	799	(2.0)	892	1.0	46.9	649	69.72	888	36.8	Daily
Polyolefins Prices and Spread										
Polye HDPE SE Asia (US\$/MT)	1,230	0.0	1,346	30.5	(61.7)	1,179	33.19	1,318	11.7	Tuesday
HDPE-Naphtha Spread (US\$/MT)	431	3.9	453	312.5	(21.5)	530	5.43	430	(18.9)	Daily
Polye LDPE-Film, CFR SE Asia Spot (US\$/MT)	1,550	(1.3)	1,687	4.7	(48.0)	1,525	51.71	1,647	8.0	Tuesday
LDPE-Naphtha Spread (US\$/MT)	751	(0.5)	795	84.0	(13.7)	876	40.66	759	(13.4)	Daily
PP Film, Spot South East Asia (US\$/MT)	1,250	0.8	1,339	2.3	1.6	1,298	35.78	1,323	1.9	Tuesday
PP Spread (US\$/MT)	451	6.1	447	5.1	(37.1)	649	13.18	436	(32.9)	Daily
MEG Prices and Spread										
MEG, CFR South East Asia (US\$/MT)	645	(0.8)	647	(6.2)	0.1	679	(88.71)	669	(1.5)	Tuesday
MEG Spread (US\$/MT)	6	(188.9)	-87	10,284.3	(575.7)	53	120.79	-42	n.m.	Tuesday
Aromatics Product Prices and Spread										
Paraxylene, FOB USG Spot (US\$/MT)	2,020	6.6	1,482	29.0	61.9	894	56.10	1,306	(50.4)	Tuesday
Paraxylene Spread (US\$/MT)	1,072	24.7	568	70.7	61.5	310	342.73	443	42.8	Tuesday
Paraxylene - 92 RON Spread (US\$/MT)	739	26.9	324	54.0	12.4	241	362.24	264	57.2	Daily
Toluene, FOB Korea Spot (US\$/MT)	1,245	(4.6)	1,097	24.1	49.9	728	111.96	985	(48.0)	Tuesday
Benzene, CFR Japan Spot (US\$/MT)	1,315	(9.3)	1,252	14.7	29.3	931	87.66	1,168	(59.4)	Tuesday
Benzene Spread (US\$/MT)	620	(16.3)	467	56.0	9.1	352	117.03	378	7.5	Daily
Benzene - 92 RON Spread (US\$/MT)	34	(75.1)	94	(38.7)	(72.4)	277	122.54	125	(54.7)	Daily
Condensate (US\$/MT)	948	(8.4)	914	12.0	62.1	584	61.01	862	47.7	Daily
PTA Prices and Spread										
PTA, CFR South East Asia (US\$/MT)	1,025	(5.5)	986	15.9	40.7	705	48.18	914	29.6	Tuesday
PTA Spread (US\$/MT)	-328	77.8	-7	(109.1)	(108.4)	106	15.15	39	(63.1)	Tuesday
PVC Prices and Spread										
PVC, CFR South East Asia (US\$/MT)	1,350	2.3	1,405	0.8	(6.0)	1,445	63.60	1,400	(3.1)	Tuesday
Ethylene Spread (US\$/MT)	1,119	4.1	1,114	(4.4)	2.2	1,084	99.99	1,141	5.2	Tuesday
Ethylene Dichloride CFR Far East Asia (US\$/MT)	620	0.0	671	(20.7)	(4.6)	734	140.72	764	4.1	Tuesday
Metal										
Gold (US\$/Troy Ounce)	1,839	(1.8)	1,880	0.1	3.6	1,799	1.56	1,880	4.5	Daily
LME Copper 3 Month Rolling Forward (US\$/MT)	8,931	(5.3)	9,680	(3.0)	(0.1)	9,293	49.95	9,837	5.9	Daily
Silver Future (US\$/Troy Ounce)	22	(1.3)	23	(5.0)	(16.6)	25	n.a.	24	(5.2)	Daily
China Composite Steel Prices (CNY/MT)	4,772	(8.0)	5,298	1.6	(7.1)	5,473	35.91	5,253	(4.0)	Daily
Agriculture Prices										
Malaysian Crude Palm Oil Spot Price(MYR/MT)	5,704	(12.8)	6,744	9.7	60.3	4,443	59.82	6,429	44.7	Daily
SGX Ribbed Smoked Sheet 3 (RSS3) Futures (US\$/KG.)	204	(4.5)	213	1.4	(4.4)	209	18.21	212	1.4	Daily
Sugar #11 (US\$/LB)	19	(1.7)	19	6.2	27.2	16	29.55	19	15.8	Daily
Freight Rate										
Baltic Freight Index: BDIY	2,596	11.9	2,549	24.7	(8.0)	2,921	173.99	2,282	(21.9)	Daily
Baltic Supramax Index: BSI58	2,467	(1.1)	2,656	16.1	15.1	2,424	224.85	2,461	1.5	Daily

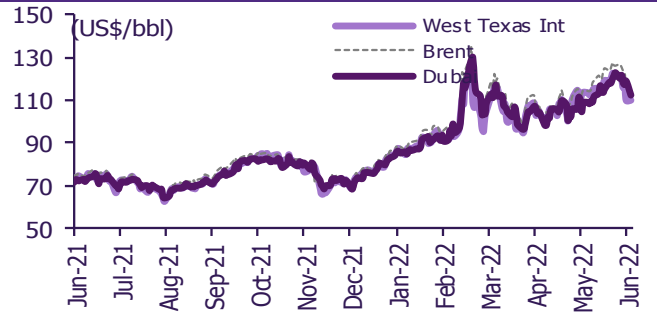
Source: Bloomberg Financial L.P., TQ Professional, BANPU, BOT, SCBS Investment Research

Commodities daily chart update

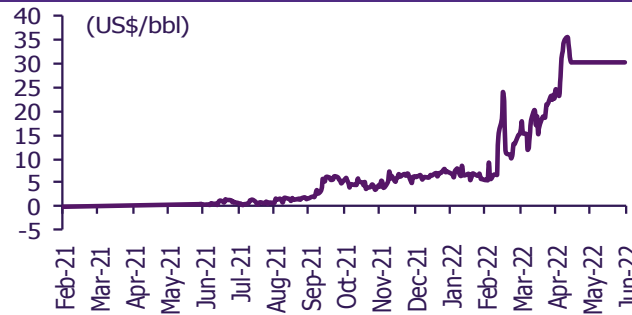
CRB US Spot All Commodities Price Index



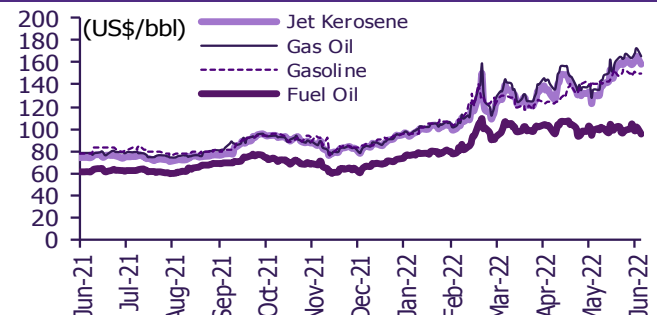
Crude prices



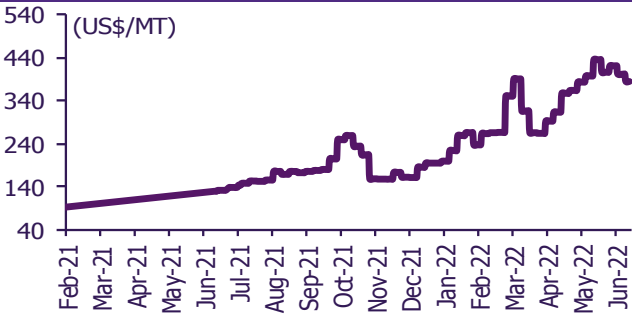
SG Dubai Hydrocracking Refinery Margin



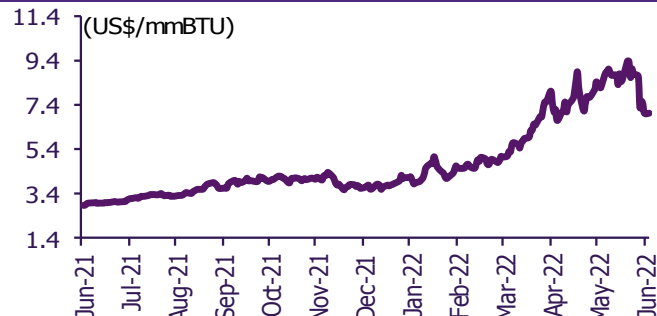
Oil product prices



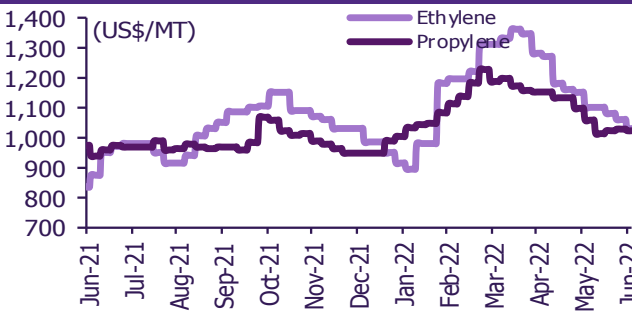
Coal price (NEX)



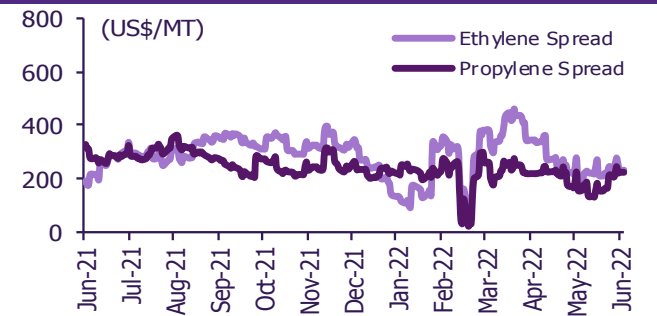
Natural gas prices (Henry hub)



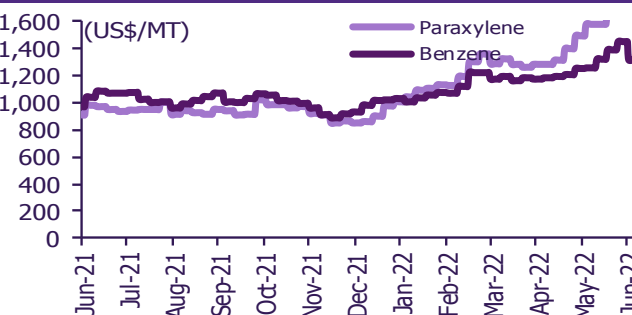
Olefins prices



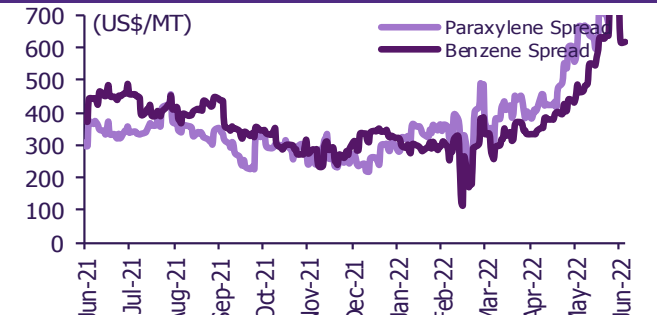
Olefins spreads



Aromatics prices

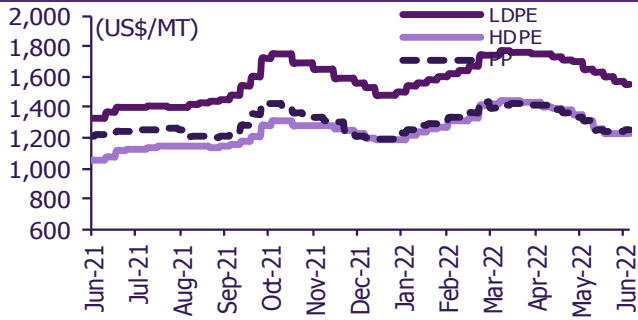


Aromatics spreads

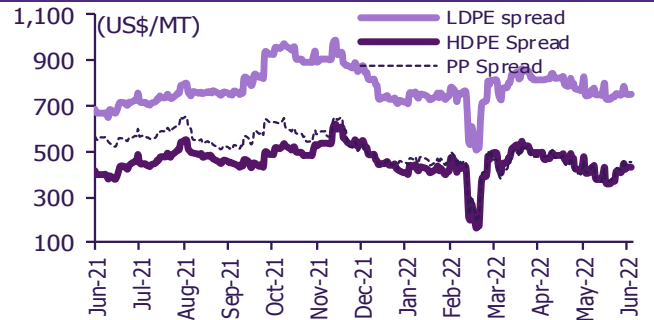


Commodities daily chart update

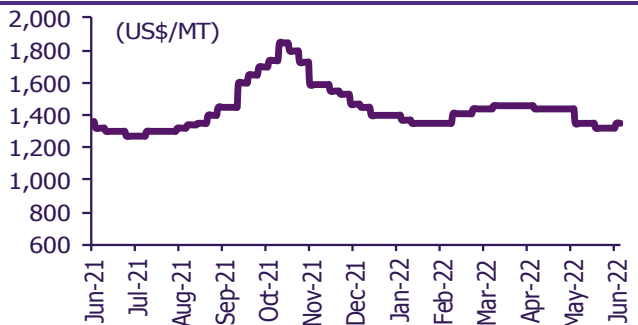
Polyolefins prices



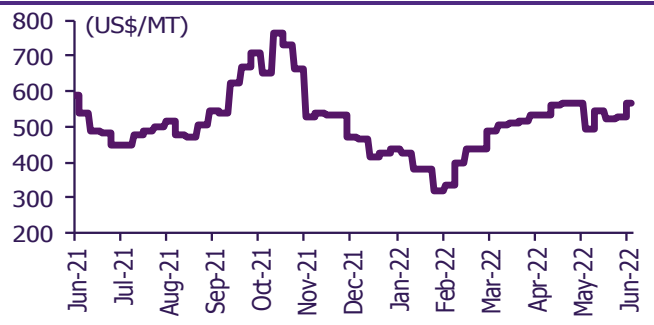
Polyolefins-Naphtha spreads



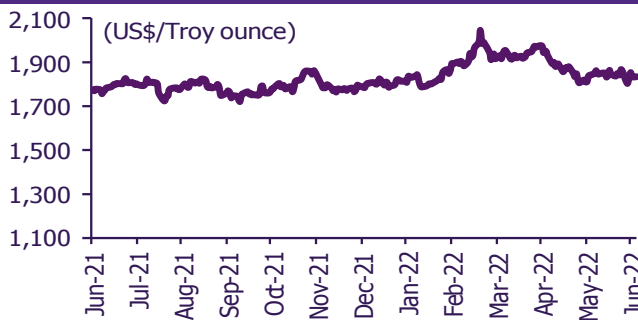
PVC price



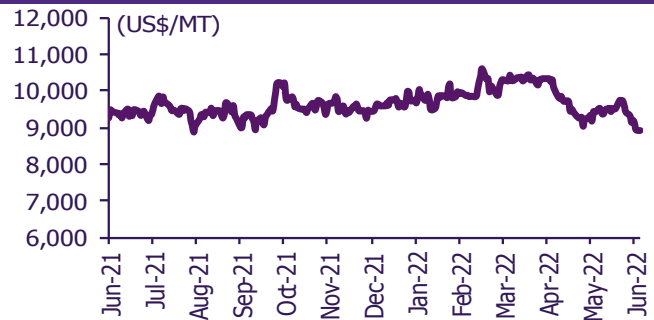
PVC spread



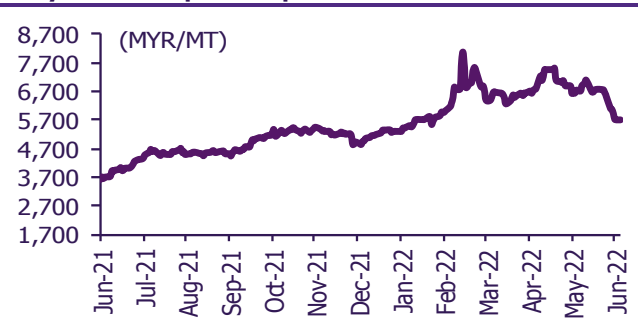
Gold price



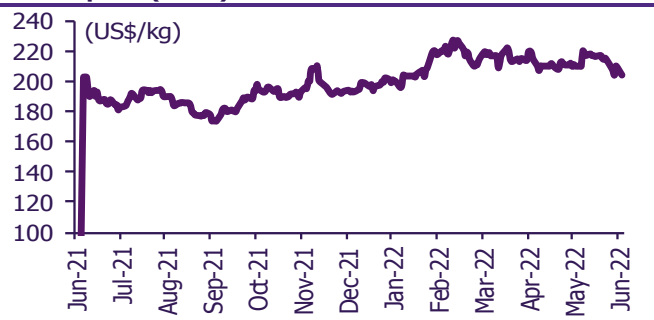
LME copper price



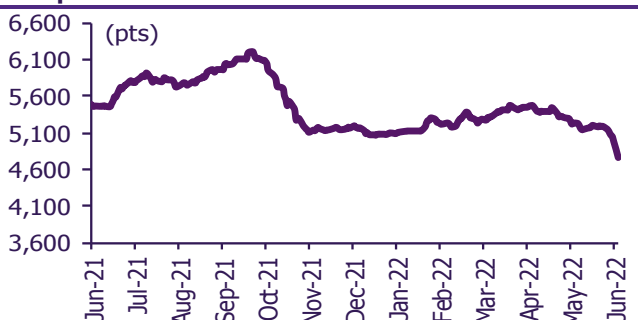
Malaysian crude palm oil price



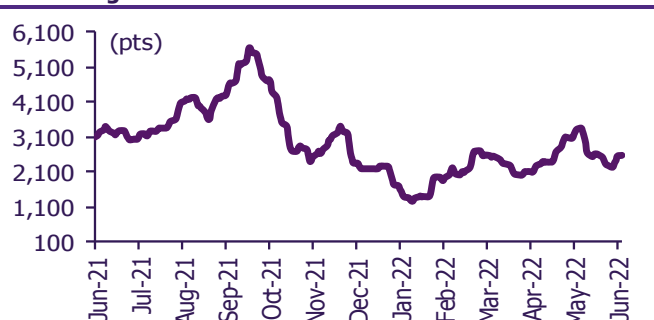
Rubber price (RSS3) futures



Steel price index



Baltic freight index



Source: Bloomberg Financial L.P., TQ Professional, BANPU, BOT, SCBS Investment Research

Short sales

	Volume (Shares)	Turnover (Bt)	Average price (Bt)	Last price 20-Jun-22	Gap between last close and short	Short sale volume comparing with main board
BTS-R	3,435,200	29,002,015	8.44	8.45	(0.09)	27.62
JMT-R	2,634,300	188,988,650	71.74	71.75	(0.01)	24.90
SPALI	781,000	14,910,040	19.09	19.20	(0.57)	22.56
BAM-R	999,600	17,624,740	17.63	17.60	0.18	21.75
PTT	9,417,700	313,706,675	33.31	33.25	0.18	21.36
S	218,000	412,316	1.89	1.92	(1.49)	21.13
KKP-R	925,900	58,643,425	63.34	63.25	0.14	20.38
STEC	563,500	7,065,460	12.54	12.50	0.31	18.95
GPSC-R	2,472,400	162,515,850	65.73	66.00	(0.41)	18.77
STA-R	540,200	11,509,150	21.31	21.30	0.03	18.75
JMART-R	2,172,600	115,468,450	53.15	52.50	1.23	18.38
BCH-R	1,338,600	24,277,660	18.14	18.20	(0.35)	17.90
SKY	11,500	120,750	10.50	10.60	(0.94)	17.77
IRPC	16,668,900	51,763,992	3.11	3.12	(0.47)	17.64
NCAP	269,200	1,531,050	5.69	5.70	(0.22)	17.53
KTC	324,100	18,556,400	57.26	57.50	(0.43)	17.23
ADVANC	469,800	95,125,700	202.48	203.00	(0.26)	17.12
BLA-R	300,700	13,099,425	43.56	43.00	1.31	17.12
IRPC-R	16,095,000	49,893,718	3.10	3.12	(0.64)	17.04
BEM	3,229,200	28,546,865	8.84	8.85	(0.11)	16.76
KBANK-R	2,091,700	309,362,250	147.90	148.50	(0.40)	16.56
ACE	556,400	1,491,506	2.68	2.70	(0.72)	16.25
TTA-R	1,020,200	9,625,135	9.43	9.35	0.90	16.19
AWC	6,786,500	33,080,918	4.87	4.86	0.30	16.17
SIRI-R	7,129,400	7,147,333	1.00	1.01	(0.74)	15.80
OSP-R	1,035,900	34,726,175	33.52	33.25	0.82	15.41
ROJNA	60,000	360,310	6.01	6.05	(0.74)	15.35
INTUCH-R	366,700	24,777,850	67.57	67.75	(0.27)	15.01
CKP	952,400	5,285,820	5.55	5.55	0.00	14.95
CPN	701,100	41,483,425	59.17	59.25	(0.14)	14.94
SCB-R	3,849,900	394,459,050	102.46	103.00	(0.52)	14.92
KCE-R	375,700	23,284,375	61.98	62.00	(0.04)	14.87
TOP-R	3,363,200	166,382,350	49.47	49.50	(0.06)	14.86
SCN-R	253,700	604,924	2.38	2.40	(0.65)	14.58
SCC-R	228,800	82,283,900	359.63	360.00	(0.10)	14.38
HMPRO-R	2,021,700	26,848,670	13.28	13.30	(0.15)	14.26
KTB	7,355,700	113,555,840	15.44	15.40	0.25	14.19
KTC-R	266,100	15,238,325	57.27	57.50	(0.41)	14.14
RATCH	419,500	15,770,625	37.59	37.75	(0.41)	14.00
THCOM-R	106,300	974,430	9.17	9.20	(0.36)	13.87
TMT	120,300	1,060,075	8.81	8.70	1.29	13.80
TIDLOR-R	1,087,200	32,616,000	30.00	30.00	0.00	13.73
BEC-R	471,800	6,730,910	14.27	14.30	(0.23)	13.42
MTI	1,200	143,850	119.88	119.50	0.31	13.04
TU-R	2,450,000	42,678,550	17.42	17.40	0.11	12.99
MTC	312,000	13,441,250	43.08	43.50	(0.96)	12.96
TRUE-R	10,845,300	50,404,432	4.65	4.64	0.16	12.94
BANPU	13,144,900	164,121,330	12.49	12.50	(0.12)	12.92
PTG-R	1,227,500	16,618,790	13.54	13.80	(1.89)	12.92
HMPRO	1,802,700	23,889,560	13.25	13.30	(0.36)	12.72
PSL-R	1,212,600	22,976,480	18.95	19.00	(0.27)	12.69
SAWAD-R	429,200	20,859,300	48.60	48.50	0.21	12.62
AIT-R	221,900	1,331,400	6.00	6.00	0.00	12.52
METCO	300	68,400	228.00	227.00	0.44	12.50
TTB	45,159,000	56,082,222	1.24	1.25	(0.65)	12.49
STGT-R	761,700	12,736,950	16.72	16.80	(0.47)	12.40
SUPER	28,007,800	21,032,906	0.75	0.75	0.13	12.40
CPN-R	578,500	34,325,150	59.33	59.25	0.14	12.33
BDMS	4,419,400	107,724,350	24.38	24.40	(0.10)	12.28
BEM-R	2,335,400	20,656,435	8.84	8.85	(0.06)	12.12
THANI-R	983,900	4,033,388	4.10	4.12	(0.50)	11.97
MTC-R	286,300	12,328,650	43.06	43.50	(1.01)	11.90
HANA-R	600,100	24,892,875	41.48	41.25	0.56	11.82
CPF	2,530,300	66,420,375	26.25	26.25	0.00	11.64
SGP-R	35,100	391,890	11.16	11.10	0.59	11.63
CRC-R	1,455,500	50,201,325	34.49	34.50	(0.03)	11.56
TISCO-R	256,800	22,871,225	89.06	89.00	0.07	11.32
EGATIF	71,400	574,770	8.05	8.05	0.00	11.10
BAY	18,800	599,500	31.89	32.00	(0.35)	11.05
STGT	671,300	11,252,380	16.76	16.80	(0.23)	10.93
IVL-R	1,519,300	72,500,150	47.72	47.75	(0.06)	10.90
CBG-R	522,100	54,199,150	103.81	103.50	0.30	10.23
KBANK	1,289,400	190,800,900	147.98	148.50	(0.35)	10.21
GULF-R	1,971,700	92,747,350	47.04	46.75	0.62	10.18
EGCO-R	64,700	11,197,200	173.06	172.50	0.33	9.81
COM7-R	1,499,200	46,833,800	31.24	32.00	(2.38)	9.69
TCAP-R	141,800	5,423,850	38.25	38.25	0.00	9.59
BH	122,200	21,287,550	174.20	175.00	(0.46)	9.30
EASTW	48,800	305,000	6.25	6.25	0.00	9.16
KYE	100	34,900	349.00	350.00	(0.29)	9.09
SAWAD	308,100	14,962,300	48.56	48.50	0.13	9.06
S-R	93,300	177,190	1.90	1.92	(1.09)	9.04
GULF	1,699,700	79,854,875	46.98	46.75	0.50	8.77
INTUCH	214,300	14,449,575	67.43	67.75	(0.48)	8.77
AP-R	846,500	8,351,150	9.87	9.90	(0.35)	8.70
CPF-R	1,889,500	49,599,375	26.25	26.25	0.00	8.69
BBL	837,800	112,733,150	134.56	134.50	0.04	8.66
SINGER	336,900	15,783,975	46.85	46.50	0.75	8.65
KTB-R	4,477,900	69,202,510	15.45	15.40	0.35	8.64
GPSC	1,104,000	72,361,350	65.54	66.00	(0.69)	8.38

	Volume (Shares)	Turnover (Bt)	Average price (Bt)	Last price 20-Jun-22	Gap between last close and short	Short sale volume comparing with main board
ORI-R	214,400	2,177,710	10.16	10.10	0.57	8.37
LH-R	2,480,500	20,340,100	8.20	8.20	0.00	8.28
MBK	444,100	6,341,020	14.28	14.50	(1.53)	8.22
GFPT	225,500	3,994,720	17.71	17.60	0.65	8.08
MBK-R	433,500	6,175,520	14.25	14.50	(1.75)	8.02
KCE	202,400	12,537,950	61.95	62.00	(0.09)	8.01
GGC-R	6,900	101,430	14.70	14.60	0.68	7.97
TDEX	16,600	154,401	9.30	9.33	(0.31)	7.95
SPRC-R	2,835,700	33,190,690	11.70	11.60	0.90	7.94
RCL-R	144,900	6,143,450	42.40	42.50	(0.24)	7.93
TCAP	116,900	4,482,500	38.34	38.25	0.25	7.90
AOT	2,211,600	150,787,550	68.18	69.25	(1.54)	7.88
STARK-R	735,700	3,223,706	4.38	4.34	0.96	7.86
ITD	310,600	576,646	1.86	1.84	0.90	7.84
CENEL-R	593,600	25,700,100	43.30	43.50	(0.47)	7.81
GLOBAL	735,300	13,769,630	18.73	18.90	(0.92)	7.74
BPP	166,700	2,424,900	14.55	14.60	(0.37)	7.72
DMT	69,700	740,440	10.62	10.70	(0.72)	7.66
MINT	1,097,500	36,684,700	33.43	33.50	(0.22)	7.63
OR	1,910,800	49,203,100	25.75	25.75	0.00	7.61
STANLY-R	1,700	303,600	178.59	178.50	0.05	7.59
MAJOR	284,700	6,052,340	21.26	21.30	(0.19)	7.59
GLOBAL-R	720,000	13,491,020	18.74	18.90	(0.86)	7.58
BTS	942,500	7,959,125	8.44	8.45	(0.06)	7.58
STEC-R	223,300	2,805,250	12.56	12.50	0.50	7.51
ORI	190,500	1,931,400	10.14	10.10	0.38	7.44
PTTEP	1,236,600	194,904,100	157.61	158.50	(0.56)	7.25
DTAC	481,400	21,434,100	44.52	45.00	(1.06)	7.24
SAT-R	9,800	179,550	18.32	18.40	(0.43)	7.24
EA-R	735,800	61,577,775	83.69	83.75	(0.07)	7.24
TVO	34,500	1,086,750	31.50	31.50	0.00	7.23
TISCO	163,300	14,565,975	89.20	89.00	0.22	7.20
TPIPP	119,300	436,646	3.66	3.66	0.00	7.18
LALIN	31,600	279,660	8.85	8.90	(0.56)	7.12
JAS-R	22,294,700	83,646,054	3.75	3.68	1.95	7.12
THANI	584,500	2,397,998	4.10	4.12	(0.42)	7.11
CENEL	538,000	23,613,550	43.89	43.50	0.90	7.08
ADVANC-R	191,700	38,945,400	203.16	203.00	0.08	6.99
EGCO	45,600	7,892,350	173.08	172.50	0.33	6.91
EA	682,600	57,123,575	83.69	83.75	(0.08)	6.71
BAY-R	11,400	361,975	31.75	32.00	(0.77)	6.70
TU	1,257,300	21,909,830	17.43	17.40	0.15	6.66
AUCT	144,900	1,116,680	7.71	7.55	2.07	6.66
RATCH-R	197,600	7,450,875	37.71	37.75	(0.11)	6.59
PTTEP-R	1,119,600	176,523,800	157.67	158.50	(0.53)	6.56
BPP-R	141,400	2,057,590	14.55	14.60	(0.33)	6.55
SSP	37,700	360,175	9.55	9.50	0.57	6.50
SPALI-R	224,100	4,301,010	19.19	19.20	(0.04)	6.47
CHG	1,583,600	5,797,356	3.66	3.68	(0.52)	6.43
STANLY	1,400	249,300	178.07	178.50	(0.24)	6.25
SUPER-R	14,073,700	10,452,753	0.74	0.75	(0.97)	6.23
OR-R	1,555,500	40,125,825	25.80	25.75	0.18	6.19
JMART	729,800	39,179,975	53.69	52.50	2.26	6.17
DELTA-R	168,700	49,667,600	294.41	305.00	(3.47)	6.17
PTTGC-R	353,500	15,515,100	43.89	44.00	(0.25)	6.13
CK	65,300	1,278,390	19.58	19.80	(1.13)	6.13
AOT-R	1,714,900	117,749,275	68.66	69.25	(0.85)	6.11
PLAT	27,500	86,900	3.16	3.22	(1.86)	6.10
TASCO	970,600	16,086,060	16.57	16.90	(1.93)	6.10
WORK	46,900	1,038,140	22.14	22.20	(0.29)	6.07
AWC-R	2,512,200	12,235,652	4.87	4.86	0.22	5.98
BCP-R	564,300	16,559,200	29.34	29.50	(0.53)	5.96
ASK-R	29,700	1,005,225	33.85	34.75	(2.60)	5.96
UTP-R	24,300	403,260	16.60	16.50	0.58	5.95
BANPU-R	6,051,200	75,413,600	12.46	12.50	(0.30)	5.95
QH	473,400	1,022,544	2.16	2.16	0.00	5.93
BCPG	173,400	1,938,490	11.18	11.30	(1.07)	5.86
UVAN	190,900	1,607,895	8.42	8.40	0.27	5.84
DOHOME	502,400	8,324,240	16.57	16.60	(0.19)	5.84
IVL	812,000	38,761,800	47.74	47.75	(0.03)	5.82
BAM	256,800	4,529,190	17.64	17.60	0.21	5.59
MAJOR-R	207,200	4,403,960	21.25	21.30	(0.21)	5.52
BEC	193,900	2,767,730	14.27	14.30	(0.18)	5.52
AMATA-R	243,900	4,596,000	18.84	18.70	0.77	5.49
AP	531,900	5,257,030	9.88	9.90	(0.17)	5.47
PTTGC	314,000	13,828,250	44.04	44.00	0.09	5.45
TQM-R	95,000	4,567,475	48.08	48.25	(0.36)	5.38
KKP	240,400	15,209,150	63.27	63.25	0.03	5.29
BH-R	68,500	11,952,650	174.49	175.00	(0.29)	5.21
GUNKUL	3,736,800	20,296,995	5.43	5.55	(2.13)	5.21
PSL	497,200	9,421,710	18.95	19.00	(0.27)	5.20
CHG-R	1,281,500	4,714,978	3.68	3.68	(0.02)	5.20
CPALL	1,610,600	96,744,850	60.07	60.25	(0.30)	5.20

Source: SET, SCBS Investment Research

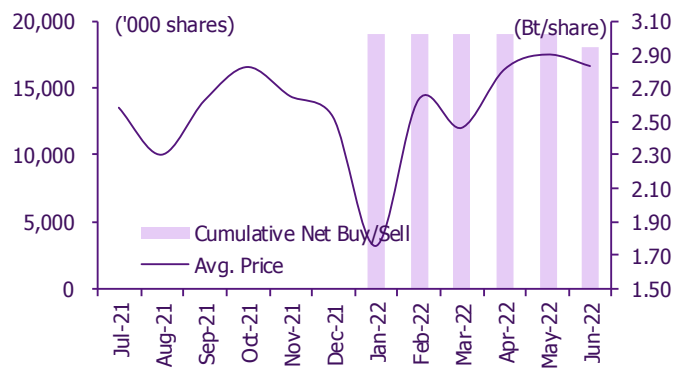
Director trade

1. Director trade as reported on June 20, 2022.

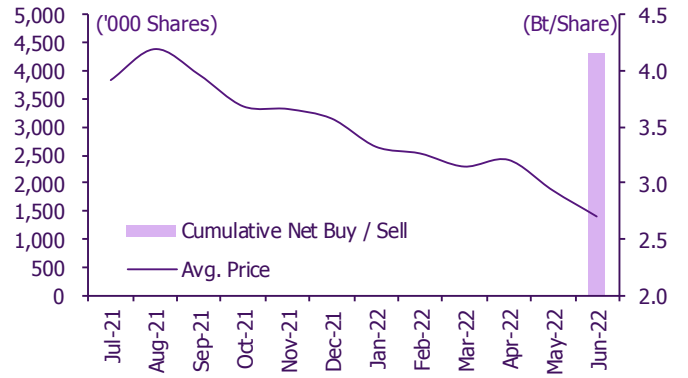
Company Name of Director	Product	Transaction date	Amount (Shares)	Average Price (Bt)	Amount (Bt)	Buy/Sell
AAV Mr. SANTISUK KLONCHAIYA	Common Share	20-06-22	1,000,000	2.83	2,830,000	Sale
ACE Mr. TEERAWUT SONGMETTA	Common Share	17-06-22	2,222,700	2.64	5,867,928	Purchase
ASW Mr. SUCHET RITTEEPHAMORN	Warrant	30-05-22	4,095,600	0.82	3,358,392	Sale
BCP Mr. CHAIWAT KOVAVISARACH	Common Share	17-06-22	50,000	29.25	1,462,500	Purchase
BGC Mr. PA-VIN BHIROMBHAKDI	Common Share	17-06-22	100,000	10.31	1,031,000	Purchase
CAZ Mr. Wang youp Jhee	Common Share	17-06-22	100,000	5.30	530,000	Sale
CPR Mr. TOSSAPHOL WANICHVISITGUL	Common Share	17-06-22	127,400	10.18	1,296,932	Sale
GEL Mr. THITIPONG TANGPOONPHONVIVAT	Common Share	20-06-22	652,173,913	0.23	150,000,000	Purchase
ILM Mrs. KHANTHONG UDOMMAHUNTISUK	Common Share	17-06-22	200,000	17.02	3,404,000	Purchase
JMART Mr. ADISAK SUKUMVITAYA	Common Share	17-06-22	680,000	54.40	36,992,000	Purchase
KUN Mr. KHUNA DHEVA-AKSORN	Common Share	16-06-22	110,100	2.35	258,735	Purchase
KUN Mrs. PRAWEEERAT DHEVA-AKSORN	Common Share	16-06-22	110,100	2.35	258,735	Purchase
M Mr. PONGPAN PIPITVUJITKORN	Common Share	16-06-22	10,000	50.00	500,000	Purchase
MBAX Mr. PISUTH LERTVILAI	Common Share	17-06-22	300,000	5.28	1,584,000	Purchase
ORI Mrs. ARADA JAROON-EK	Common Share	17-06-22	300,000	10.00	3,000,000	Purchase
PG Mr. PIRANART CHOKWATANA	Common Share	17-06-22	56,000	7.17	401,520	Purchase
PLUS Mr. COMEPISITH RATCHATAKANJANEMAS	Common Share	16-06-22	10,000	6.05	60,500	Purchase
PLUS Mr. COMEPISITH RATCHATAKANJANEMAS	Common Share	17-06-22	10,000	6.50	65,000	Sale
PPM Mrs. NUNTIRA RITTIMONTREE	Common Share	17-06-22	2,000	2.62	5,240	Purchase
RBF Mrs. PETCHARA RATANAPOOMPINYO	Common Share	17-06-22	32,600	14.56	474,656	Purchase
RJH Mr. WACHIRA WUDHIKULPRAPAN	Common Share	17-06-22	154,000	32.33	4,978,820	Sale
S11 Mr. SIRAWAT WANGLEE	Common Share	17-06-22	30,000	5.60	168,000	Purchase
SABUY Mr. CHOOKIAT RUJANAPORNPAJEE	Common Share	17-06-22	300,000	20.50	6,150,000	Purchase
SMIT Mr. THANA SENAVATTANAGUL	Common Share	17-06-22	20,000	4.87	97,400	Purchase
SPALI Mr. PRATEEP TANGMATITHAM	Common Share	16-06-22	380,000	19.60	7,448,000	Purchase
SPALI Mr. PRATEEP TANGMATITHAM	Common Share	17-06-22	600,000	19.13	11,478,000	Purchase
SPALI Mrs. AJCHARA TANGMATITHAM	Common Share	16-06-22	380,000	19.60	7,448,000	Purchase
SPALI Mrs. AJCHARA TANGMATITHAM	Common Share	17-06-22	600,000	19.13	11,478,000	Purchase
TASCO Mr. Thierry Defrene	NVDR : underlying securities ordinary SHARE	17-06-22	20,000	16.00	320,000	Purchase
TCMC Mr. PIMOL SRIVIKORN	Common Share	17-06-22	1,489,900	1.94	2,890,406	Purchase
TFMAMA Mr. BOONCHAI CHOKWATANA	Common Share	17-06-22	1,300	200.00	260,000	Purchase
TIDLOR Mr. PIYASAK UKRITNUKUN	Common Share	17-06-22	5,000	30.00	150,000	Purchase
TMILL Mr. PRAPAS CHUTIMAVORAPHAND	Common Share	17-06-22	40,700	3.82	155,474	Purchase
TNP Mrs. DOUANGJAI YUIN	Common Share	16-06-22	5,000	4.06	20,300	Sale
TPBI Mr. SOMSAK BORRISUTTANAKUL	Common Share	17-06-22	59,300	4.35	257,955	Purchase
TRUBB Mr. VORATHEP WONGSASUTHIKUL	Warrant	16-06-22	95,300	0.35	33,355	Sale
TRV Miss THANATNAN RUANGLERTSATITKUL	Common Share	17-06-22	2,400	2.64	6,336	Purchase
TSTE Mr. PHALLOP HAEMATAKIN	Common Share	17-06-22	3,700	7.14	26,418	Sale
TSTE Mr. PRAPAS CHUTIMAVORAPHAND	Common Share	17-06-22	4,400	7.10	31,240	Purchase
UTP Mr. KUMJORN CHUENCHOOCHIT	Common Share	17-06-22	18,200	16.40	298,480	Purchase
UTP Mr. MONGKOL MANGKORNKANOK	Common Share	17-06-22	32,200	16.26	523,572	Purchase
WFX Miss CHALONGKWAN WONGSASUTHIKUL	Common Share	17-06-22	94,300	7.55	711,965	Sale
WFX Miss CHALONGKWAN WONGSASUTHIKUL	Common Share	17-06-22	7,400	7.60	56,240	Sale
WFX Mr. NAT VONGSASUTTIKUL	Common Share	17-06-22	10,000	7.50	75,000	Purchase
			Total		Purchase 254,536,677	
					Sale 13,907,422	
					Net 240,629,255	

2. 12-month cumulative net buy/sell for SCBS-covered stocks with activity as of last close

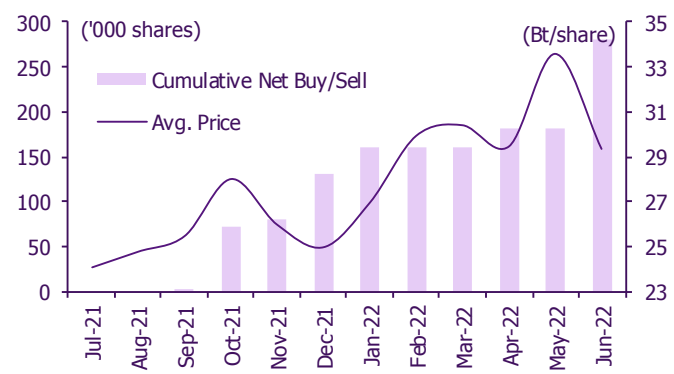
AAV



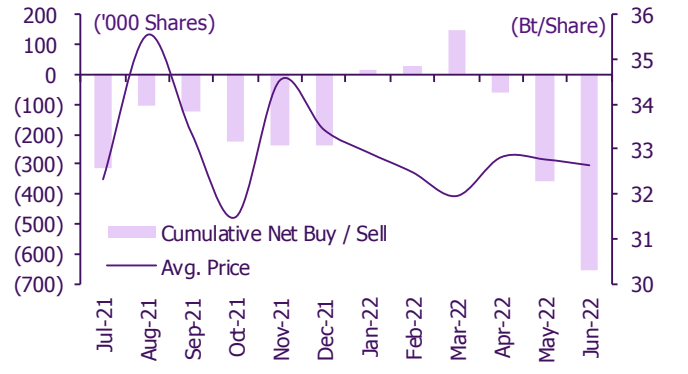
ACE



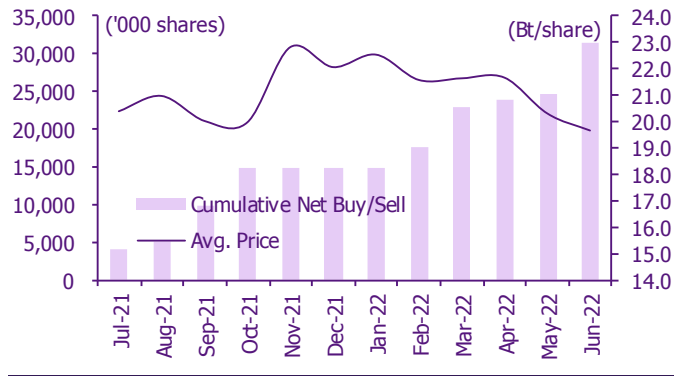
BCP



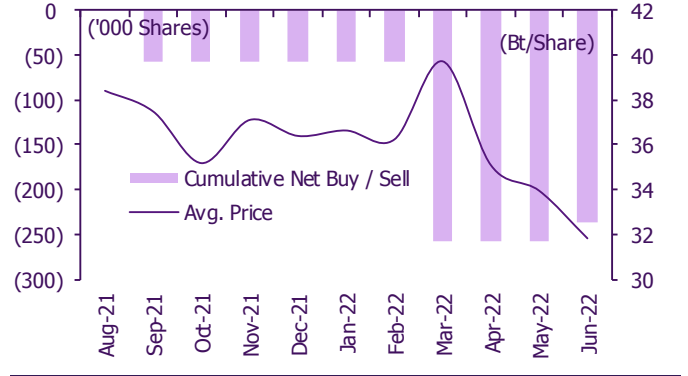
RJH



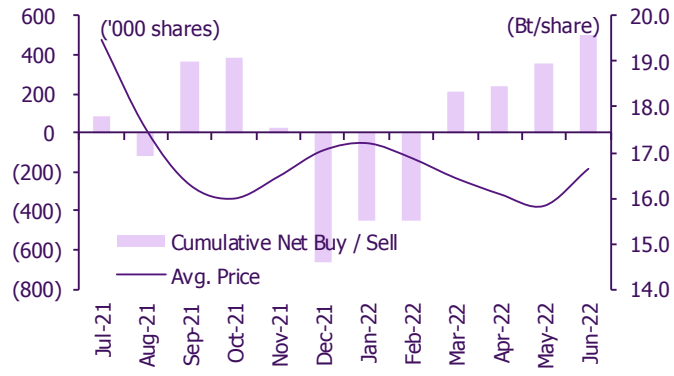
SPALI



TIDLOR



UTP



Corporate calendar

June				
Monday	Tuesday	Wednesday	Thursday	Friday
20	21	22	23	24
New warrant COLOR-W2 Share listing GEL 1,641,439,246 Shares KOOL 1,272,271,703 Shares	New warrant J-W2 J-W3 Share listing GCAP 4,025,764 Shares GRAND 50,505,050 Shares TNDT 3,041,362 Shares	PD HPF Bt0.108 MJLF Bt0.145 M-STOR Bt0.1 WHABT Bt0.166	XD TTT Bt0.5 PD LHPF Bt0.05 M-II Bt0.148 MIT Bt0.175 Delisted PE	PD MNIT Bt0.013 MNIT 2 Bt0.045 MNRF Bt0.013 TIPH Bt1.3 WHAIR Bt0.1556
27	28	29	30	
	XW CWT 1 : 600	XW META 21 : 5		

July				
Monday	Tuesday	Wednesday	Thursday	Friday
				1
				XW ALPHAX 10 : 1
4	5	6	7	8
			XR GSC 1 : 1 @Bt3.06 XW GSC 2 : 1	
11	12	13	14	15
XD STANLY Bt8.5 XW ECL 3 : 1		Asanha Bucha Day	XE 7UP-W4 1 : 1 @Bt2.25	
18	19	20	21	22
		PD AEONTS Bt2.65		
25	26	27	28	29
	XD VGI Bt0.02	PD STANLY Bt8.5	H.M. King Maha Vajiralongkorn Phra Vajiraklaochaoyuhua's Birthday	Additional special holiday

XD - Cash Dividend
 XD(ST) - Stock Dividend

PD - Payment Date
 XR - Rights for Common

XW - Rights for Warrant
 XT - Rights for Transferable Subscription Right

XE - Warrant Exercise
 CW - Capital write-down

SP - Suspension

Disclaimer

The information in this report has been obtained from sources believed to be reliable. However, its accuracy or completeness is not guaranteed. Any opinions expressed herein reflect our judgment at this date and are subject to change without notice. This report is for information only. It is not to be construed as an offer, or solicitation of an offer to sell or buy any securities. We accept no liability for any loss arising from the use of this document. We or our associates may have an interest in the companies mentioned therein.

SCB Securities Company Limited ("SCBS") is a wholly-owned subsidiary of The Siam Commercial Bank Public Company Limited ("SCB"). Any information related to SCB is for sector comparison purposes.

This document is prepared by SCB Securities Company Limited ("SCBS") which is wholly-owned by the Siam Commercial Bank Public Company Limited ("SCB"). SCB acts as financial advisor of the SCG Chemicals Public Company Limited (SCGC). Any opinions, news, research, analyses, prices, statements, forecasts, projections and/or other information contained in this document (the "Information") is provided as general information purposes only and shall not be construed as individualized recommendation of an offer to buy or sell or the solicitation of an offer to buy or sell any securities. SCBS and/or its directors, officers and employees shall not be liable for any direct, indirect, incidental, special or consequential loss or damage, resulting from the use of or reliance on the Information, including without limitation to, damages for loss of profits. The investors shall use the Information in association with other information and opinion, including their own judgment in making investment decision. The Information is obtained from sources believed to be reliable, and SCBS cannot guarantee the accuracy, completeness and/or correctness of the Information.

This document is prepared by SCB Securities Company Limited ("SCBS") which is wholly-owned by The Siam Commercial Bank Public Company Limited ("SCB"). SCB may be appointed to act as financial advisor in relation to transactions to be carried out by Thai Oil Company Limited. Any opinions, news, research, analyses, prices, statements, forecasts, projections and/or other information contained in this document (the "Information") is provided as general information purposes only and shall not be construed as individualized recommendation of an offer to buy or sell or the solicitation of an offer to buy or sell any securities. SCBS and/or its directors, officers and employees shall not be liable for any direct, indirect, incidental, special or consequential loss or damage, resulting from the use of or reliance on the Information, including without limitation to, damages for loss of profits. The investors shall use the Information in association with other information and opinion, including their own judgment in making investment decision. The Information is obtained from sources believed to be reliable, and SCBS cannot guarantee the accuracy, completeness and/or correctness of the Information.

This document is prepared by SCB Securities Company Limited ("SCBS") which is wholly-owned by The Siam Commercial Bank Public Company Limited ("SCB"). SCB has acted as Financial Advisor, Lead Arranger of Global Power Synergy Public Company Limited. Any opinions, news, research, analyses, prices, statements, forecasts, projections and/or other information contained in this document (the "Information") is provided as general information purposes only, and shall not be construed as individualized recommendation of an offer to buy or sell or the solicitation of an offer to buy or sell any securities. SCBS and/or its directors, officers and employees shall not be liable for any direct, indirect, incidental, special or consequential loss or damage, resulting from the use of or reliance on the Information, including without limitation to, damages for loss of profits. The investors shall use the Information in association with other information and opinion, including their own judgment in making investment decision. The Information is obtained from sources believed to be reliable, and SCBS cannot guarantee the accuracy, completeness and/or correctness of the Information.

This document is prepared by SCB Securities Company Limited ("SCBS") which is wholly-owned by The Siam Commercial Bank Public Company Limited ("SCB"). SCB Asset Management Company Limited ("SCBAM") which is wholly-owned by The Siam Commercial Bank Public Company Limited ("SCB"). SCB has acted as Financial Advisor of Digital Telecommunications Infrastructure Fund. SCBAM has acted as Fund Manager of Digital Telecommunications Infrastructure Fund. Any opinions, news, research, analyses, prices, statements, forecasts, projections and/or other information contained in this document (the "Information") is provided as general information purposes only, and shall not be construed as individualized recommendation of an offer to buy or sell or the solicitation of an offer to buy or sell any securities. SCBS and/or its directors, officers and employees shall not be liable for any direct, indirect, incidental, special or consequential loss or damage, resulting from the use of or reliance on the Information, including without limitation to, damages for loss of profits. The investors shall use the Information in association with other information and opinion, including their own judgment in making investment decision. The Information is obtained from sources believed to be reliable, and SCBS cannot guarantee the accuracy, completeness and/or correctness of the Information.

SCBS reserves the right to modify the Information from time to time without notice and in its sole discretion. This document is delivered to intended recipient(s) only and is not permitted to reproduce, retransmit, disseminate, sell, distribute, republish, circulate or commercially exploit the Information in any manner without the prior written consent of SCBS.

Futures and Options trading carry a high level of risk with the potential for substantial losses, and are not suitable for all persons. Before deciding to trade Futures and Options, you should carefully consider your financial position, investment objectives, level of experience, and risk appetite if Futures and Options trading are appropriate. The possibility exists that you could sustain a loss of some or all of your initial investment. You should be aware of all the risks associated with Futures and Options trading, and you are advised to rely on your own judgment while making investment decision and/or should seek advice from professional investment advisor if you have any doubts.

This document is delivered to intended recipient(s) only and is not permitted to reproduce, retransmit, disseminate, sell, distribute, republish, circulate or commercially exploit the Information in any manner without the prior written consent of SCBS.

Copyright©2012 SCB Securities Company Limited. All rights reserved.

CG Rating 2021 Companies with CG Rating

Companies with Excellent CG Scoring

AAV, ADVANC, AF, AH, AIRA, AKP, AKR, ALT, AMA, AMATA, AMATAV, ANAN, AOT, AP, ARIP, ARROW, ASP, AUCTION, AWC, AYUD, BAFS, BANPU, BAY, BBL, BCP, BCPG, BDMS, BEM, BGC, BGRIM, BIZ, BKI, BOL, BPP, BRR, BTS, BTW, BWG, CENTEL, CFRESH, CHEWA, CHO, CIMBT, CK, CKP, CM, CNT, COM7, COMAN, COTTO, CPALL, CPF, CPI, CPN, CRC, CSS, DDD, DELTA, DEMCO, DRT, DTAC, DUSIT, EA, EASTW, ECF, EE, EGCO, EPG, ETC, FPI, FPT, FSMART, GBX, GC, GCAP, GFPT, GGC*, GLAND, GLOBAL, GPI, GPSC, GRAMMY, GULF, GUNKUL, HANA, HARN, HMPRO, ICC, ICHI, III, ILINK, ILM, INTUCH, IP, IRPC, ITTEL, IVL, JSP, JWD, K, KBANK, KCE, KKP, KSL, KTB, KTC, LALIN, LANNA, LH, LHFG, LIT, LPN, MACO, MAJOR, MAKRO, MALEE, MBK, MBKET, MC, MCOT, METCO, MFEC, MINT, MONO, MOONG, MSC, MTC, MVP, NCL, NEP, NER, NKI, NOBLE, NSI, NVD, NWR, NYT, OISHI, OR, ORI, OSP, OTO, PACE, PACO, PAF, PCSGH, PDG, PDJ, PG, PHOL*, PLANB, PLANET, PLAT, PORT, PPS, PR9, PREB, PRG, PRM, PROUD, PSH, PSL, PTG, PTT, PTTEP, PTTGC, PYLON, Q-CON, QH, QTC, RATCH, RS, S, S & J, SAAM, SABINA, SAMART, SAMTEL, SAT, SC, SCB, SCC, SCCC, SCG, SCGP, SCM, SDC, SEAFCO, SEAOL, SE-ED, SELIC, SENA, SHR, SIRI, SIS, SITHAI, SMK, SMPK, SNC, SONIC, SPALI, SPI, SPRC, SPVI, SSSC, SST, STA, STEC*, STI, SUN, SUSCO, SUTHA, SVI*, SYMC, SYNTEC, TACC, TASCOS, TCAP, TEAMG, TFMAMA, TGH, THANA, THANI, THCOM, THG, THIP, THRE, THREL, TIP*, TIPCO, TISCO, TK, TKT, TMT, TNDT, TNITY, TOA, TOP, TPBI, TQM, TRC, TRU, TRUE, TSC, TSR, TSTE, TSTH, TTA, TTB, TTCL, TTW, TU, TVD, TVI, TVO, TWPC, U, UAC, UBIS, UV, VGI, VIH, WACOAL, WAVE, WHA, WHAUP, WICE, WINNER, ZEN

Companies with Very Good CG Scoring

2S, 7UP, ABICO, ABM, ACE, ACG, ADB, AEONTS, AGE, AHC, AIT, ALL, ALLA, ALUCON, AMANAH, AMARIN, APCO, APCS, APURE, AQUA, ASEFA, ASIAN, ASK, ATP30, BA, BC, BEC, BFIT, BJCHI, BR, CBG, CGH, CHAYO, CHOTI, CI, CMC, CPL, CRD, CSP, DCC, ASAP, ASIA, ASIMAR, ASN, B, BAM, BCH, BEYOND, BJC, BLA, BROOK, CEN, CHARAN, CHG, CHOW, CIG, COLOR, CPW, CSC, CWT, DCON, DHOUSE, DOD, DOHOME, DV8, EASON, EFORL, ERW, ESSO, ESTAR, ETE, FE, FLOYD, FN, FNS, FORTH, FSS, FTE, FVC, GEL, GENCO, GJS, GYT, HPT, HMT, HTC, HYDRO, ICN, IFS, IMH, IND, INET, INSET, INSURE, IRC, IRCP, IT, ITD*, J, JAS, JCK, JCKH, JMART, JMT, KBS, KCAR, KEX, KGI, KIAT*, KISS, KOOL, KTIS, KUMWEL, KUN, KWC, KWM, L&E, LDC, LEO, LHK, LOXLEY, LRH, LST, M, MATCH, MBAX, MEGA, META, MFC*, MGT, MICRO, MILL, MITSIB, MK, MODERN, MTI, NBC, NCAP, NCH, NETBAY, NEX, NINE, NRF, NTV, OCC, OGC, PATO, PB, PICO, PIMO, PJW, PL, PM, PMTA, PPP, PPPM, PRIME, PRIN, PRINC, PSTC, PT, QLT, RBF, RCL, RICHY, RML, ROJNA, RPC, RT, RWI, S11, SA, SAK, SALEE, SAMCO, SANKO, SAPPE, SAWAD, SCI, SCN, SCP, SE, SFLEX, SFP, SFT, SGF, SIAM, SINGER, SKE, SKN, SKR, SKY, SLP, SMIT, SMT, SNP, SO, SORKON, SPA, SPC, SPCG, SR, SRICHA, SSC, SSF, STANLY, STGT, STOWER*, STPI, SUC, SWC, SYNEX, T, TAE, TAKUNI, TBSP, TCC, TCMC, TEAM, TFG, TFI, TIGER, TITLE, TKN, TKS, TM, TMC, TMD, TMI, TMILL, TNL, TNP, TOG, TPA, TPAC, TPCS, TPS, TRITN, TRT, TSE, TVT, TWP, UEC, UMI, UOBKH, UP, UPF, UPOIC, UTP, VCOM, VL, VNT, VPO, VRANDA, WGE, WIJK, WP, XO, XPG, YUASA

Companies with Good CG Scoring

A, AI, AIE, AJ, AMC, APP, AQ, ARIN, AS, AU, B52, BEAUTY, BGT, BH, BIG, BLAND, BM, BROCK, BSBM, BSM, BYD*, CCP, CITY, CMO, CPT, CSR, EKH, EP, FMT, GLOCON*, GSC, HTECH, IHL, INGRS, JAK, JTS, KASET, KK, KWG, LEE, BTNC, CAZ, CGD, CMAN, CMR, CRANE, D, EMC, F&D, GIFT, GREEN, GTB, HUMAN, IIG, INOX, JR, JUBILE, KCM, KKC, KYE, LPH, MATI, M-CHAI, MCS, MDX, MJD, MORE, MUD, NC, NDR, NFC, NNCL, NOVA, NPK, NUSA, OCEAN, PAF, PF, PK, PLE, PPM, PRAKIT, PRAPAT, PRECHA, PTL, RCI*, RJH, RP, RPH, RSP, SABUY, SF, SGP, SICT, SIMAT, SISB, SK, SMART, SOLAR, SPACK, SPG, SQ, SSP, STARK, STC, SUPER, SVOA, TC, TCCC, THMUI, TNH, TNR, TOPP, TPCH, TPIPL, TPIPP, TPLAS, TPOLY, TQR, TTI, TYCN, UKEM, UMS, UNIQ, UPA, UREKA, VIBHA, W, WIN, WORK, WPH, YGG, ZIGA

Corporate Governance Report

The material contained in this publication is for general information only and is not intended as advice on any of the matters discussed herein. Readers and others should perform their own independent analysis as to the accuracy or completeness or legality of such information. The Thai Institute of Directors, its officers, the authors and editor make no representation or warranty as to the accuracy, completeness or legality of any of the information contained herein. By accepting this document, each recipient agrees that the Thai Institute of Directors Association, its officers, the authors and editor shall not have any liability for any information contained in, or for any omission from, this publication.

The survey result is as of the date appearing in the Corporate Governance Report of Thai Listed Companies. As a result, the survey result may be changed after that date. SCB Securities Company Limited does not conform nor certify the accuracy of such survey result.

To recognize well performers, the list of companies attaining "Good", "Very Good" and "Excellent" levels of recognition

(Not including listed companies qualified in the "no announcement of the results" clause from 1 January 2020 to 26 October 2021) is publicized.

¹ TIP was voluntarily delisted from the Stock Exchange of Thailand effectively on July 24, 2021

² RCI was voluntarily delisted from the Stock Exchange of Thailand, effectively on July 16, 2021

* บริษัทหรือกรรมการหรือผู้บริหารของบริษัทที่มีข่าวด้านกฏการกีดกันผู้ถือหุ้น เช่น การกระทำความผิดเกี่ยวกับหลักทรัพย์ การทุจริต คอรัปชั่น เป็นต้น ซึ่งการใช้ข้อมูล CGR ควรระมัดระวังข้อมูลดังกล่าวประกอบด้วย

Anti-corruption Progress Indicator

Certified (ได้รับการรับรอง)

2S, 7UP, ADVANC, AF, AI, AIE, AIRA, AKP, AMA, AMANAH, AMATA, AMATAV, AP, APCS, AQUA, ARROW, AS, ASIAN, ASK, ASP, AWC, AYUD, B, BAFS, BAM, BANPU, BAY, BBL, BCH, BCP, BCPG, BEB, BEYOND, BGC, BGRIM, BKI, BLA, BPP, BROOK, BRR, BSBM, BTS, BWG, CEN, CENTEL, CFRESH, CGH, CHEWA, CHOTI, CHOW, CIG, CIMBT, CM, CMC, COM7, COTTO, CPALL, CPF, CPI, CPN, CSC, DCC, DELTA, DEMCO, DIMET, DRT, DTAC, DUSIT, EA, EASTW, ECL, EGCO, EP, EPG, ERW, ESTAR, ETE, FE, FNS, FPI, FPT, FSMART, FSS, FTE, GBX, GC, GCAP, GEL, GFPT, GGC, GJS, GPI, GPSC, GSTEEL, GULF, GUNKUL, HANA, HARN, HEMP, HENG, HMPRO, HTC, ICC, ICHI, IFS, ILINK, INET, INSURE, INTUCH, IRC, IRPC, ITTEL, IVL, JKN, JR, K, KASET, KBANK, KBS, KCAR, KCE, KGI, KKP, KSL, KTB, KTC, KWI, L&E, LANNA, LH, LHFG, LHK, LPN, LRH, M, MAKRO, MALEE, MATCH, MBAX, MBK, MC, MCOT, META, MFC, MFE, MILL, MINT, MONO, MOONG, MSC, MST, MTC, MTI, NATION, NBC, NEP, NINE, NKI, NOBLE, NOK, NSI, NWR, OCC, OGC, ORI, PAP, PATO, PB, PCSGH, PDG, PDJ, PG, PHOL, PK, PL, PLANB, PLANET, PLAT, PM, PPT, PPPM, PPS, PR9, PREB, PRG, PRINC, PRM, PROS, PSH, PSL, PSTC, PT, PTG, PTT, PTTEP, PTTGC, PYLON, Q-CON, QH, QLT, QTC, RATCH, RML, RWI, S & J, SAAM, SABINA, SAPPE, SAT, SC, SCB, SCC, SCCC, SCG, SCGP, SCM, SCN, SEAOL, SE-ED, SELIC, SENA, SGP, SINGER, SIRI, SITHAI, SKR, SMIT, SMC, SMPK, SNC, SNP, SORKON, SPACK, SPALI, SPC, SPI, SPRC, SRICHA, SSF, SSP, SSSC, SST, STA, STOWER, SUSCO, SVI, SYMC, SYNTEC, TAE, TAKUNI, TASCOS, TCAP, TCMC, TFG, TFI, TFMAMA, TGH, THANI, THCOM, THIP, THRE, THREL, TIDLOR, TIPCO, TISCO, TKS, TKT, TMILL, TMT, TNITY, TNL, TNP, TNR, TOG, TOP, TOPP, TPA, TPCS, TPP, TRU, TRUE, TSC, TSTE, TSTH, TTA, TTB, TTCL, TU, TVD, TVI, TVO, TWPC, U, UBE, UBIS, UEC, UKEM, UOBKH, UPF, UV, VGI, VIH, WACOAL, WHA, WHAUP, WICE, WIJK, XO, YUASA, ZEN, ZIGA

Declared (ประกาศเจตนารมณ์)

AH, AJ, ALT, APCO, B52, BEC, CHG, CI, CPL, CPR, CPW, CRC, DDD, DHOUSE, DOHOME, ECF, EKH, ETC, EVER, FLOYD, GLOBAL, III, ILM, INOX, JTS, KEX, KUMWEL, LDC, MAJOR, MEGA, NCAP, NOVA, NRF, NUSA, NYT, OR, PIMO, PLE, RS, SAK, SIS, STECH, STGT, SUPER, SVT, TKN, TMI, TQM, TSI, VARO, VCOM, VIBHA, WIN

N/A

3K-BAT, A, A5, AAV, ABICO, ABM, ACAP, ACC, ACE, ACG, ADB, ADD, AEONTS, AFC, AGE, AHC, AIT, AJA, AKR, ALL, ALLA, ALPHAX, ALUCON, AMARIN, AMC, AMR, ANAN, AOT, APEX, APP, APURE, AQ, ARIN, ARIP, ASAP, ASEFA, ASIA, ASIMAR, ASN, ASW, ATP30, AU, AUCTION, BA, BBGI, BBIK, BC, BCT, BDMS, BEAUTY, BEM, BFIT, BGT, BH, BIG, BIOTECH, BIS, BIZ, BJC, BJCHI, BKD, BLAND, BLISS, BM, BOL, BR, BRI, BROCK, BSM, BTNC, BTW, BUI, BYD, CAZ, CBG, CCET, CCP, CEYE, CGD, CHARAN, CHAYO, CHO, CITY, CIVIL, CK, CKP, CMAN, CMO, CMR, CNT, COLOR, COMAN, CPANEL, CPH, CPT, CRANE, CRD, CSP, CSR, CSS, CTW, CV, CWT, D, DCON, DITTO, DMT, DOD, DPAINT, DTIC, DV8, EASON, EE, EFORL, EMC, ESSO, F&D, FANCY, FMT, FN, FORTH, FTI, FVC, GENCO, GIFT, GL, GLAND, GLOCON, GLORY, GRAMMY, GRAND, GREEN, GSC, GTB, GYT, HFT, HL, HPT, HTECH, HUMAN, HYDRO, ICN, IFEC, IHL, IIG, IMH, IND, INGRS, INSET, IP, IRCP, IT, ITD, J, JAK, JAS, JCK, JCKH, JCT, JDF, JMART, JMT, JP, JUBILE, JWD, KAMART, KC, KCC, KCM, KDH, KIAT, KISS, KK, KKC, KOOL, KTIS, KUN, KWC, KWM, KYE, LALIN, LEE, LEO, LIT, LOXLEY, LPH, LST, MACO, MANRIN, MATI, MAX, M-CHAI, MCS, MDX, MENA, METCO, MGT, MICRO, MIDA, MITSIB, MJD, MK, ML, MODERN, MORE, MPIC, MUD, MVP, NC, NCH, NCL, NDR, NER, NETBAY, NEW, NEWS, NEX, NFC, NNCL, NPK, NSL, NTV, NV, NVD, OHTL, OISHI, ONEE, OSP, OTO, PACE, PACO, PAE, PAF, PEACE, PERM, PF, PICO, PIN, PJW, PLUS, PMTA, POLAR, POMPUI, PORT, POST, PPM, PRAKIT, PRAPAT, PRECHA, PRIME, PRIN, PRO, PROEN, PROUD, PSG, PTC, PTECH, PTL, RAM, RBF, RCL, RICHY, RJH, ROCK, ROH, ROJNA, RP, RPC, RPH, RSP, RT, S, S11, SA, SABUY, SAFARI, SALEE, SAM, SAMART, SAMCO, SAMTEL, SANKO, SAUCE, SAWAD, SAWANG, SCI, SCP, SDC, SE, SEAFCO, SECURE, SENAJ, SFLEX, SFP, SFT, SGF, SHANG, SHR, SIAM, SICT, SIMAT, SISB, SK, SKE, SKN, SKY, SLM, SLP, SMART, SMD, SMT, SNNP, SO, SOLAR, SONIC, SPA, SPCG, SPG, SPVI, SQ, SR, SSC, SSS, STANLY, STARK, STC, STEC, STHAI, STI, STP, STPI, SUC, SUN, SUTHA, SVH, SVOA, SWC, SYNEX, TACC, TAPAC, TC, TCC, TCCC, TCJ, TCOAT, TEAM, TEAMG, TEKA, TFM, TGPRO, TH, THAI, THANA, THE, THG, THL, THMUI, TIGER, TIPH, TITL, TK, TKC, TM, TMC, TMD, TMW, TNDT, TNH, TNP, TOA, TPAC, TPBI, TPCH, TPIPL, TPIPP, TPLAS, TPOLY, TPS, TQR, TR, TRC, TRITN, TRT, TRUBB, TRV, TSE, TSF, TSR, TTI, TTT, TTW, TVT, TWP, TWZ, TYCN, UAC, UMI, UMS, UNIQ, UP, UPA, UPOIC, UREKA, UTP, UVAN, VL, VNG, VPO, VRANDA, W, WAVE, WFX, WGE, WINMED, WINNER, WORK, WORLD, WP, WPH, XPG, YGG

Explanations

Companies participating in Thailand's Private Sector Collective Action Coalition Against Corruption programme (Thai CAC) under Thai Institute of Directors (as of May 9, 2022) are categorised into: companies that have declared their intention to join CAC, and companies certified by CAC.