



Market today

“Worries over higher interest rates pressuring the economy.”

The SET is expected to fall due to concerns on Powell's statement that it is necessary to raise interest rate to slow down inflation, which will affect the economy. Plus, the sharp fall in oil price will hurt the Energy sector. The supports are at 1,550 and 1,540, and the upside is limited at a resistance between 1,570 and 1,580.



Today's highlights

- The Fed chairman is determined to tackle and slow down inflation back to a level of 2% by raising interest rate, but economic recession is still possible.
- President Biden asked Congress to approve lift the federal gasoline tax for three months, which would reduce oil price by 6%.
- The NESDC forecasts 2022 GDP growth at 3%, backed by exports and tourism, with 7-10mn tourists expected. It forecasts 2023 GDP growth at 4.3-4.5%.



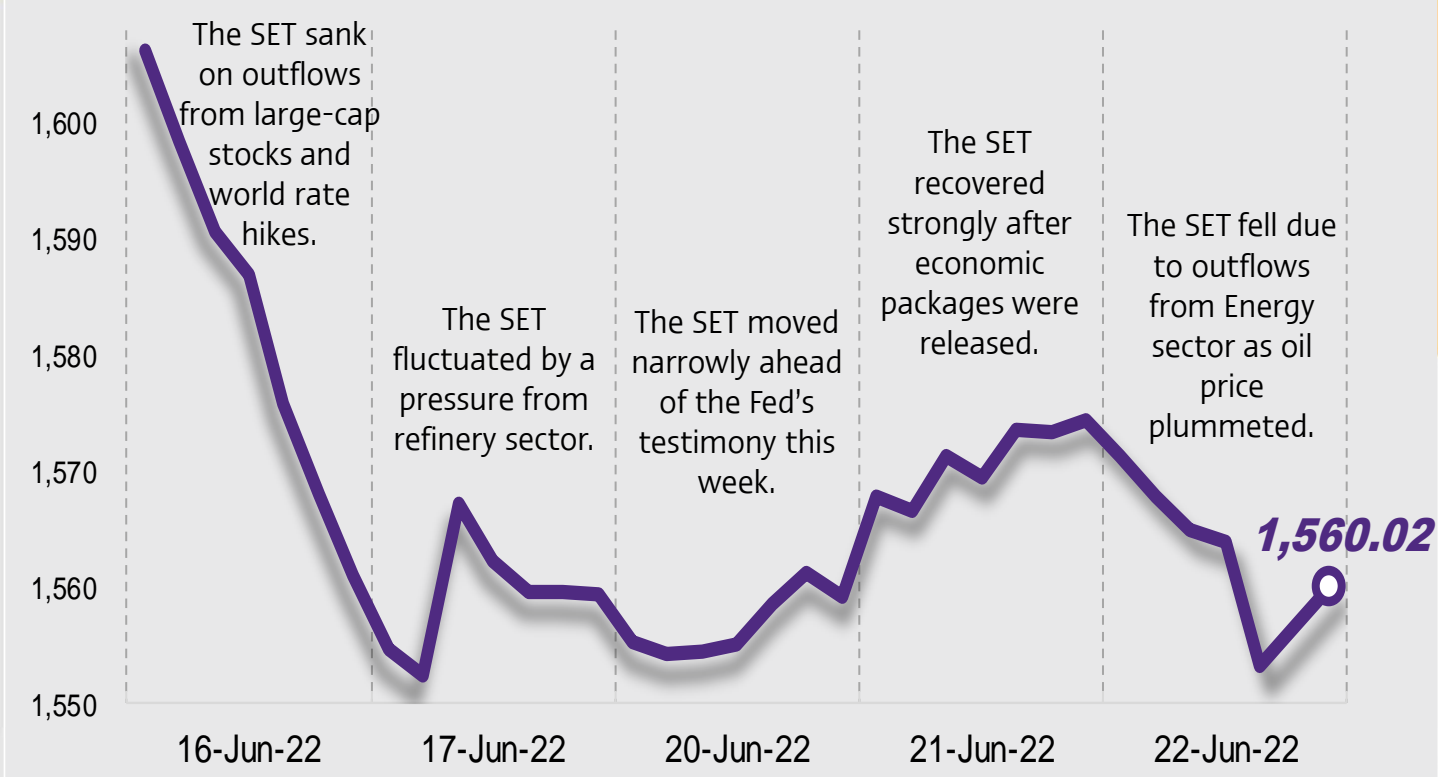
Strategy today

Even though in the short term the SET may rebound, this is likely to be short-lived, after which it will continue to trend down as there is no real positive that would be strong enough to turn the market around and risks are still high and unchanged. We suggest “selective buy” in defensive stocks and companies whose earnings are clearly recovering.

See the end of this report for disclaimer

Support - Resistances

1550/1540 – 1570/1580



Trading today

Weekly portfolio: In the short term there are still risks, therefore we recommend to invest with caution, and to be very selective in defensive stocks with positive drivers:

- 1) stocks benefiting from an upward trend in interest rates and for which earnings are improving from 2Q22 on both YoY and QoQ – KBANK, BBL, BLA and THREL;
- 2) stocks that are little affected by the upward trend in interest rates, and whose earnings are expected to improve over the rest of the year – AOT and AWC, and;
- 3) for investors with high-risk tolerance and interested in stocks whose prices are already down, have good risk/reward and benefit from resolution of the supply chain problem, we recommend looking for opportunity to speculate in recovering stocks – MAKRO and CBG.



Daily focus

CBG: Aluminium price is trending down, reducing packaging costs. Earnings are expected to bottom in 1H22 and then trend up in 2H22 on a better gross margin after aluminium price peaked in 1Q22, plus the introduction of new products and growth in sales in international markets.

GPSC: Momentum in the short term is positive as oil price and bond yield are down; it also benefits from the probable raise in Ft for Sept–Dec 2022, which will compensate for earlier rises in the price of natural gas and improve profit margin.



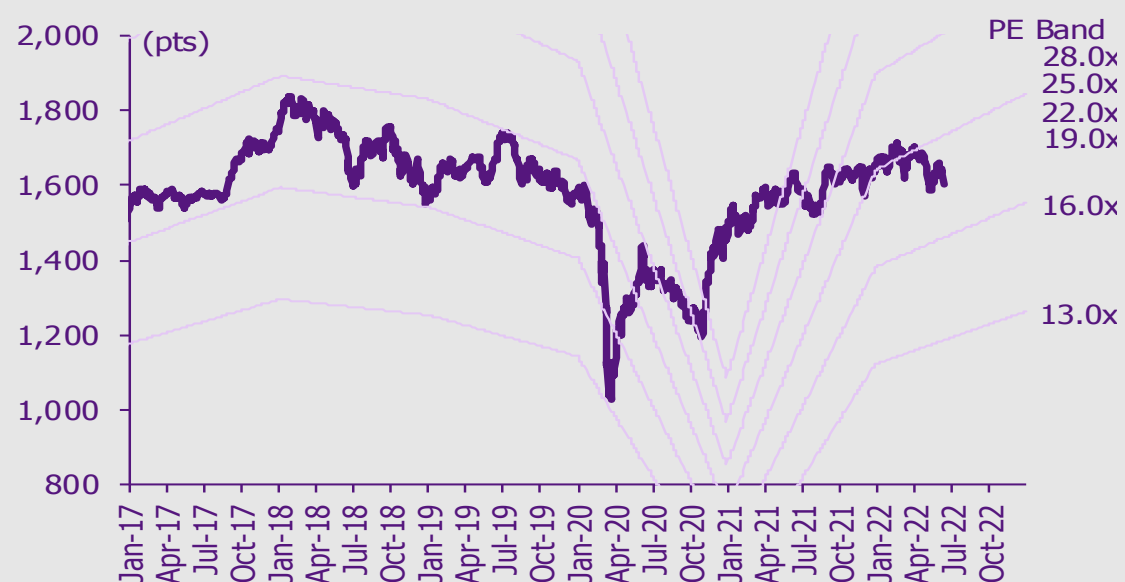
Today's reports

CBG – Less pressure on cost, volume doing well

What to watch

Date	Event
20 Jun	Economic release: JP/EU – Flash manufacturing and services for Jun Event: Effective date of Jun 2022 semi-annual FTSE SET index series review, effective date of Jun 2022 FTSE Global Index Series inclusion/exclusion levels
22 Jun	Economic release: EU – Consumer confidence for Jun Event: Fed Chair Powell Testifies
23 Jun	Economic release: US – Unemployment claims, crude oil inventories, US/EU/JP flash manufacturing and services PMI for Jun Event: Fed Chair Powell Testifies
24 Jun	Economic release: JP – National core CPI for May

SET Index movement



See the end of this report for disclaimer

SET index series

Index	22 Jun (pts)	Chg (pts)	Chg (%)	Value (Btmn)
SET	1,560.02	(14.50)	(0.92)	68,260.93
SET50	945.80	(8.91)	(0.93)	38,901.17
SET100	2,150.83	(20.96)	(0.97)	48,055.03
sSET	1,055.48	(11.01)	(1.03)	3,335.59
SETCLMV	983.22	(5.10)	(0.52)	25,912.97
SETHD	1,134.17	(9.67)	(0.85)	17,124.32
SETTHSI	992.21	(9.55)	(0.95)	39,821.51
SETWB	953.92	(9.47)	(0.98)	11,445.54
mai	598.99	(7.11)	(1.17)	5,099.51

Trading summary by investor type

(Btmn)	22 Jun	WTD	MTD	YTD
Foreign				
Net	(3,586)	(7,626)	(29,244)	112,772
Breakdown (%)	52.03	49.98	49.98	46.66
Institution				
Net	736	4,568	(2,764)	(93,616)
Breakdown (%)	6.57	7.14	7.56	7.80
PropTrade				
Net	(334)	(787)	1,269	2,716
Breakdown (%)	8.24	8.79	7.65	8.55
Individual				
Net	3,184	3,845	30,739	(21,872)
Breakdown (%)	33.16	34.09	34.81	36.99

% of total trade value for each investor type

S50 futures trading by foreign investors

(Contract)	22-Jun	WTD	MTD	YTD
Foreign	(12,326)	(2,598)	(134,822)	(61,692)
Institution	6,655	8,107	10,669	25,235
Customer	5,671	(5,509)	124,153	36,457

Bond trading by foreign investors

(Btmn)	22-Jun	WTD	MTD	YTD
Buy	5,416	10,678	40,862	624,050
Sell	2,385	10,278	51,762	511,762
Net	3,031	400	-10,899	112,289

Investment Strategy Department

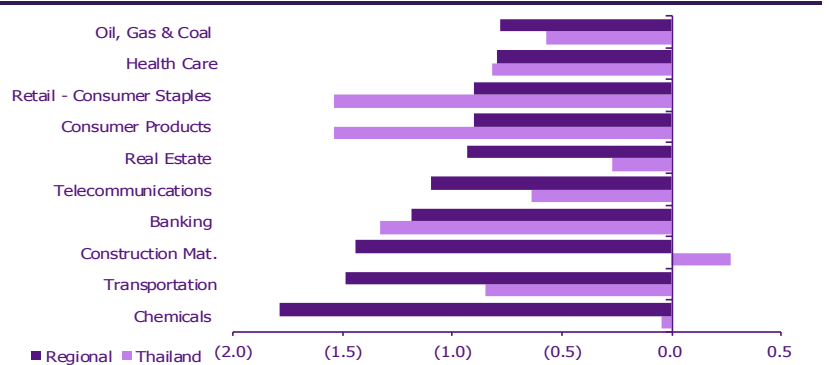
Market update

Global market movement

	22-Jun	Index	Chg (pts)	Performance (%)				PE (x)		EPS gth (%)		PBV (x)		ROE (%)	
				1D	WTD	MTD	YTD	22F	23F	22F	23F	22F	23F	22F	23F
S&P 500		3,760	(4.90)	(0.1)	2.3	(9.0)	(21.1)	16.5	15.1	17.9	9.0	3.5	3.1	22.5	28.6
Euro Stoxx 600		406	(2.84)	(0.7)	0.6	(8.5)	(16.8)	11.9	11.3	22.0	5.2	1.6	1.5	11.5	11.3
Japan		26,150	(96.76)	(0.4)	0.7	(4.1)	(9.2)	14.7	13.7	1.3	6.8	1.5	1.4	9.7	10.0
Hang Seng		21,008	(551.25)	(2.6)	(0.3)	(1.9)	(10.2)	10.9	9.4	(26.4)	15.4	1.1	1.0	11.3	11.2
MSCI Asia x J		644	(15.68)	(2.4)	(1.0)	(6.4)	(18.4)	12.3	11.0	2.8	11.7	1.4	1.3	11.7	11.6
Philippines		6,168	(117.19)	(1.9)	(2.6)	(9.0)	(13.4)	14.9	12.3	21.5	20.9	1.4	1.3	8.5	10.2
Indonesia		6,984	(59.76)	(0.8)	0.7	(2.3)	6.1	15.6	14.5	35.1	7.6	2.1	1.9	(10.7)	(9.8)
Malaysia		1,431	(26.78)	(1.8)	(1.8)	(8.9)	(8.7)	13.8	12.4	(0.9)	11.4	1.4	1.3	10.2	11.0
Thailand		1,560	(14.50)	(0.9)	0.0	(6.2)	(5.9)	16.0	14.6	12.6	9.7	1.6	1.5	8.2	8.8
Asean 4 - simple avg.				(1.4)	(0.9)	(6.6)	(5.5)	15.1	13.5	17.1	12.4	1.6	1.5	4.0	5.1
China		3,267	(39.52)	(1.2)	(1.5)	2.5	(10.2)	11.2	9.9	18.2	13.6	1.3	1.2	11.1	11.0
India		51,823	(709.54)	(1.4)	0.9	(6.7)	(11.0)	18.6	15.9	19.6	16.7	2.8	2.5	15.2	15.6
Singapore		3,093	(24.17)	(0.8)	(0.2)	(4.3)	(1.0)	12.4	10.8	9.1	14.7	1.0	1.0	8.8	9.7
Taiwan		15,348	(380.89)	(2.4)	(1.9)	(8.7)	(15.8)	10.6	10.7	9.7	(1.3)	1.9	1.8	20.1	18.3
Korea		2,343	(66.12)	(2.7)	(4.0)	(12.8)	(21.3)	9.5	8.2	2.7	15.8	0.9	0.8	7.2	12.7
Others				(1.7)	(1.3)	(6.0)	(11.9)	12.5	11.1	11.9	11.9	1.6	1.5	12.5	13.5

Regional sector movement

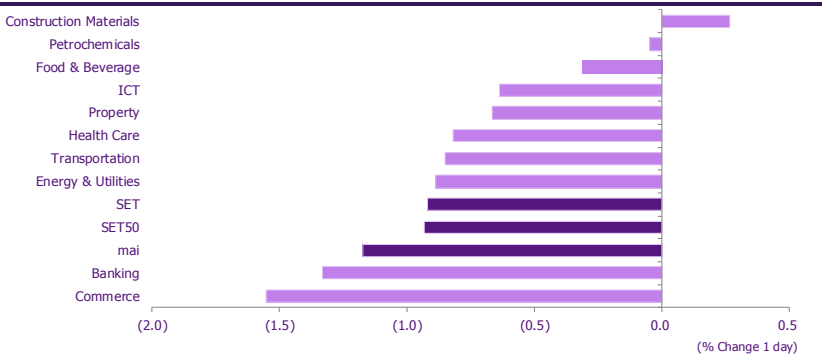
	Price performance (%) *			
	22-Jun	WoW	MoM	YTD
Banking	(1.19)	(2.83)	(4.77)	(11.37)
Chemicals	(1.79)	(3.40)	0.24	(8.39)
Construction Mat.	(1.44)	(3.18)	(4.94)	(9.27)
Consumer Products	(0.90)	(1.14)	(3.82)	(9.30)
Health Care	(0.80)	(0.64)	(2.41)	(13.69)
Oil, Gas & Coal	(0.78)	(3.83)	(0.90)	(2.46)
Real Estate	(0.93)	(0.28)	(1.49)	(14.29)
Retail - Consumer Staples	(0.90)	(1.14)	(3.82)	(9.30)
Telecommunications	(1.10)	(1.85)	(4.56)	(15.07)
Transportation	(1.49)	(3.18)	(2.79)	(7.86)



* Regional sector price performances (%) are based on US\$ and Thai sector price performances (%) are based on baht

Thailand sector movement

	Price performance (%)			
	22-Jun	WoW	MTD	YTD
Banking	(1.33)	(2.34)	(2.52)	(11.52)
Commerce	(1.55)	(3.70)	(10.90)	(7.63)
Construction Materials	0.27	1.09	(3.34)	(7.56)
Energy & Utilities	(0.89)	(2.95)	(6.64)	(2.89)
Food & Beverage	(0.31)	(0.20)	(1.25)	(0.79)
Health Care	(0.82)	(0.24)	(6.08)	9.50
ICT	(0.64)	(3.91)	(11.09)	(8.29)
Petrochemicals	(0.05)	(4.38)	(3.16)	(5.82)
Property	(0.67)	(0.89)	(5.94)	(3.07)
Transportation	(0.85)	0.83	(2.19)	5.94
SET	(0.92)	(2.10)	(6.22)	(5.89)
SET50	(0.93)	(2.08)	(5.63)	(4.54)
MAI	(1.17)	(2.45)	(6.57)	2.90



10 Most active stocks by value

Stock	Price (Bt)	Value (Btmn)	Chg (%)
PTTEP	158.00	3,612.77	(3.07)
PTT	33.75	2,035.26	0.00
ADVANC	198.00	1,673.97	(1.49)
BBL	133.00	1,544.91	(1.85)
CPALL	59.00	1,497.44	(1.67)
GULF	47.00	1,274.25	(1.05)
SCC	364.00	1,238.97	0.28
SCB	102.00	1,121.53	(2.86)
BANPU	12.70	1,120.74	(0.78)
EA	82.50	1,030.59	(2.08)

Top 10 gainers

Stock	Price (Bt)	Value (Btmn)	Chg (%)
AQ	0.03	1.46	50.00
PPPM	0.15	13.28	15.38
BWG	1.07	189.71	15.05
JTS	154.50	1,020.69	14.44
CM	3.92	144.83	13.95
GEL	0.25	73.80	13.64
NATION	0.28	33.99	12.00
ASIAN	18.50	729.03	7.56
CFRESH	4.26	370.46	7.04
NFC	8.20	293.33	6.49

Top 10 losers

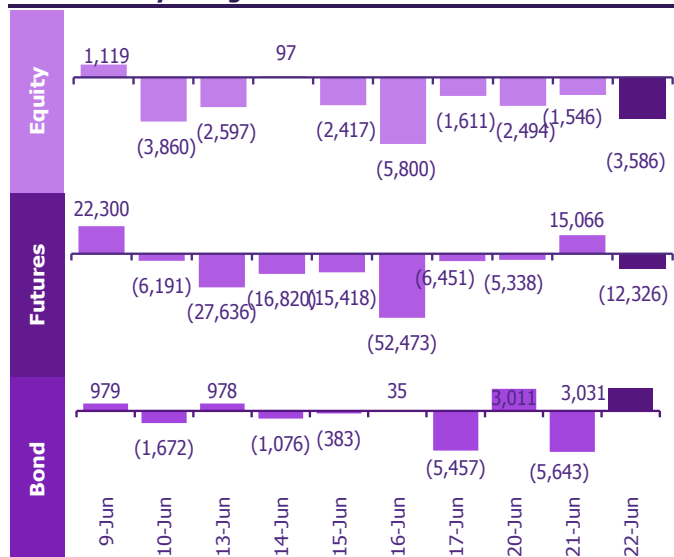
Stock	Price (Bt)	Value (Btmn)	Chg (%)
TWZ	0.07	1.00	(12.50)
ROH	4.06	12.37	(8.97)
MNIT2	4.60	0.00	(8.91)
AJA	0.31	12.97	(8.82)
SABUY	18.70	706.50	(8.78)
NOVA	12.10	13.00	(8.33)
EVER	0.27	1.92	(6.90)
HUMAN	12.20	130.71	(6.87)
KWI	2.28	4.32	(6.56)
SPACK	2.30	0.81	(6.50)

Fund flow monitor

Regional foreign fund flows to equity

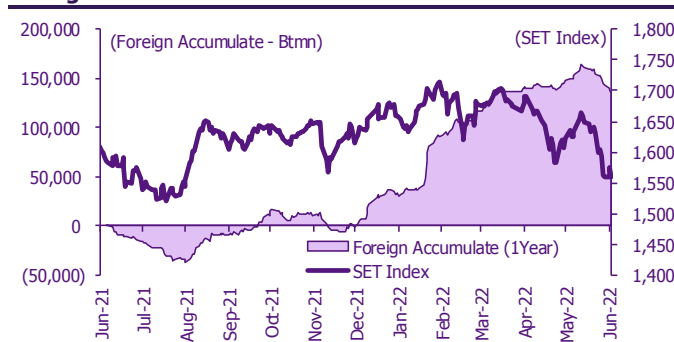
(US\$ Mn)	Thailand	Indonesia	Philippines	Malaysia	Vietnam	India	Taiwan	South Korea	Japan
Daily									
22-Jun-22	(101)	(9)	(10)		1		(876)	(286)	
21-Jun-22	(44)	(29)	(7)	31	16	(151)	696	(178)	
20-Jun-22	(71)	(56)	(4)	(4)	(26)	44	(329)	(635)	
17-Jun-22	(46)	(53)	(5)	(25)	14	(1,147)	(503)	(254)	
16-Jun-22	(166)	27	(6)	(23)	30	(400)	108	212	
Weekly									
WTD	(216)	(94)	(22)	27	(8)	(107)	(509)	(1,098)	1,536
17-Jun-22	(352)	(93)	(69)	(116)	41	(2,986)	(3,703)	(1,086)	0
10-Jun-22	(170)	90	(48)	(99)	33	(1,426)	(1,459)	(1,860)	1,536
3-Jun-22	178	327	(19)	109	85	(477)	1,093	971	(934)
27-May-22	201	111	(188)	(19)	(17)	(1,107)	296	(250)	7
Monthly									
MTD	(837)	(52)	(155)	(181)	61	(5,161)	(6,356)	(4,285)	602
May-22	592	(243)	(350)	18	138	(4,871)	57	170	(1,993)
Apr-22	321	2,783	(99)	193	170	(3,816)	(9,102)	(4,963)	29,604
Mar-22	1,006	584	(204)	783	(174)	(3,693)	(9,428)	(3,640)	(15,202)
YTD	3,445	4,718	(723)	1,571	46	(27,376)	(32,701)	(15,575)	10,731

Thailand daily foreign net flows

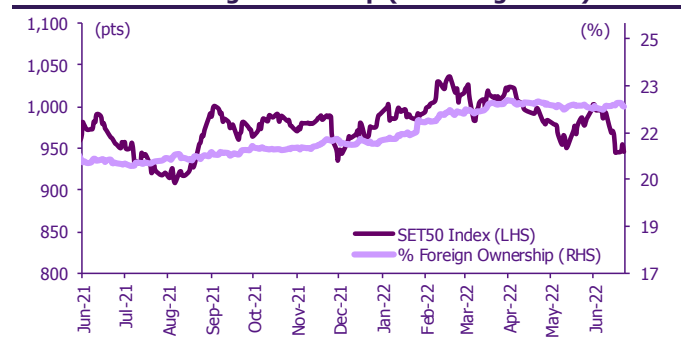


	Equity (Btmn)	SET50 futures (Contract)	Bond (Btmn)*
Daily			
22-Jun-22	(3,586)	(12,326)	(2,325)
Weekly			
WTD	(7,626)	(2,598)	(458)
17-Jun-22	(12,328)	(118,798)	(22,666)
10-Jun-22	(5,890)	(18,097)	(3,566)
2-Jun-22	6,079	46,732	9,334
27-May-22	6,870	43,576	8,564
Monthly			
MTD	(29,244)	(134,822)	(25,745)
May-22	20,284	109,007	21,576
Apr-22	10,869	(66,776)	(13,291)
Mar-22	33,530	39,723	8,382
Quarterly			
QTD	1,908	(92,591)	(17,460)
1Q22	110,864	30,899	6,488
4Q21	28,128	44,270	8,986
3Q21	(443)	6,232	1,282
2Q21	(46,593)	(7,583)	(994)
YTD	112,772	(61,692)	(10,972)
2021	(48,578)	27,284	6,522
2020	(264,386)	3,582	(103)

Foreign net flow and SET movement



SET50 and its foreign ownership (excluding NVDR)



Foreign buy/sell activity monitor

Most foreign holding value change

	Fgn hld (%)	Δ Fgn (M.shares)	Buy* (Btmn)
RATCH	4.10	25.12	948
DOHOME	10.78	19.88	326
SCC	12.12	0.35	129
BDMS	21.53	5.08	124
TIDLOR	40.69	3.23	94
AOT	8.99	1.12	78
OR	3.44	2.90	75
KBANK	42.92	0.47	70
MINT	30.31	1.25	43
BH	24.17	0.22	38

Top-5 NVDR net buy/sell

	Fgn hld (%)	Δ Fgn (M.shares)	Sell* (Btmn)		Buy* (Btmn)	Sell* (Btmn)	
CPALL	33.12	(6.56)	(387)	THG	185	TOP	(502)
TOP	14.67	(5.00)	(255)	KBANK	154	BDMS	(240)
PTT	8.72	(6.80)	(229)	AOT	145	BANPU	(192)
PTTEP	16.16	(1.10)	(175)	JMT	141	PTTEP	(158)
BBL	24.98	(0.76)	(101)	GULF	122	ZIGA	(106)
SCGP	4.21	(0.81)	(43)	SCGP	121	COM7	(82)
COM7	6.54	(1.23)	(38)	SCB	91	HMPRO	(73)
ESSO	71.32	(3.03)	(35)	KTB	90	CRC	(71)
BCPG	7.09	(2.00)	(22)	TRUE	88	CPALL	(69)
AWC	41.20	(4.24)	(21)	HANA	87	PTT	(57)

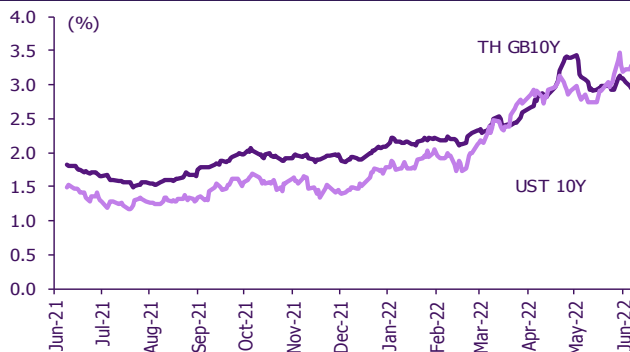
* SCBS Investment Research estimates

Multi-asset price update

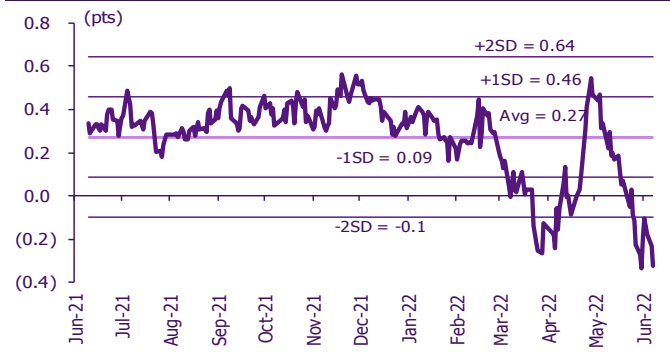
Key indicator update

	Close	22-Jun	WoW	MoM	YoY	YTD
Financial market condition						
VIX Index	28.95	(4.11)	(2.26)	1.65	73.77	68.12
Europe CDS (bps)	110.434	3.16	4.64	13.88	62.98	62.55
LIBOR OIS Spread (bps)	0.07553	(3.20)	2.36	(5.85)	3.51	(1.46)
TED Spread (bps)	0.6278	(0.80)	18.62	8.97	52.45	44.91
Exchange rate						
Dollar Index	104.19	(0.23)	(0.63)	2.05	13.60	8.90
USD/THB	35.38	0.15	1.63	3.65	11.66	6.57
EUR/USD	1.06	0.30	1.19	(1.16)	(11.49)	(7.04)
USD/JPY	136.11	(0.39)	1.76	6.45	23.06	18.28
Bond: (Change in basis points)						
TH Gov Bond 2Y	1.75%	(0.39)	(4.15)	10.62	122.96	109.16
TH Gov Bond 10Y	2.94%	(0.94)	(15.44)	(12.66)	108.98	104.59
US Gov Bond 2Y	3.06%	(14.03)	(20.18)	43.77	281.36	232.79
US Gov Bond 10Y	3.15%	(10.18)	(16.39)	31.36	169.10	163.89
Commodities						
CRB Index	614.47	0.00	(1.67)	(2.91)	11.03	6.25
Gold (US\$/oz)	1,837.59	0.31	0.27	(0.81)	3.37	0.46
Gross Refining Margin (US\$/bbl)	38.98	0.00	4.03	63.64	n.m.	537.97
Dubai Crude (US\$/bbl)	113.34	0.00	(0.88)	(5.61)	58.71	54.87
NYMEX Crude (US\$/bbl)	106.19	(4.03)	(7.91)	(3.72)	45.35	119.22
Baltic Dry Index (pts)	2,349.00	(5.43)	(1.59)	(30.28)	(24.69)	5.95

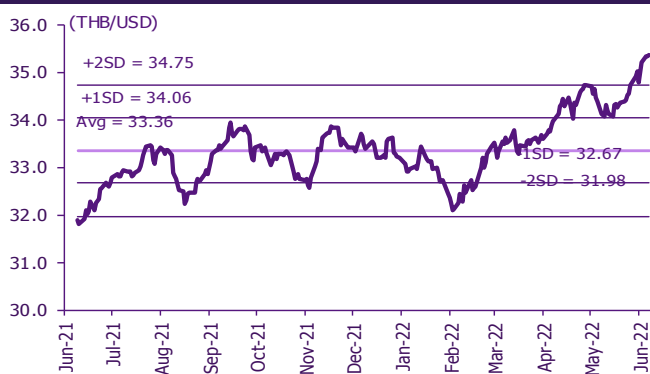
Thai and US 10-year government bond yield



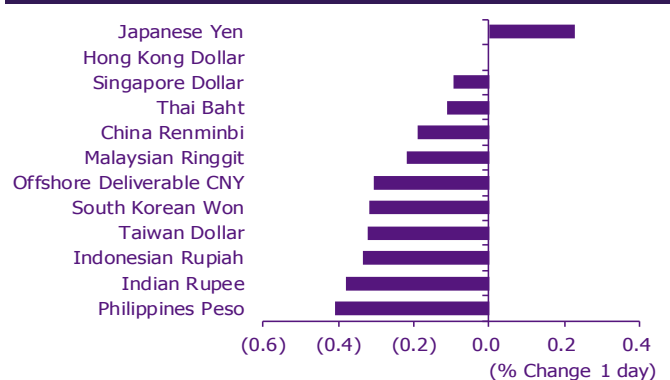
Thai and US 10-year government bond spread



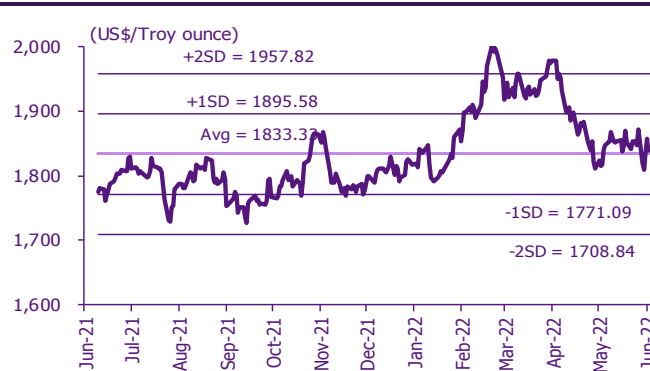
THB/USD exchange rate



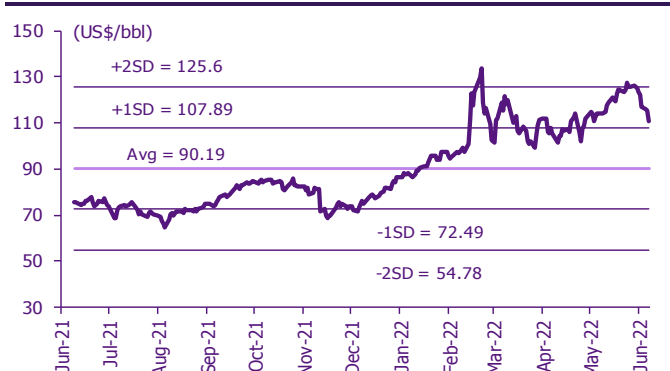
Regional foreign exchange rate spot return



Gold



Brent crude



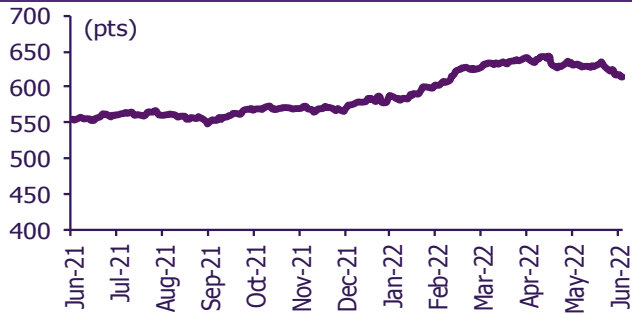
Commodities daily price update

	As of 22-Jun-22	-1W %	Avg. Price QTD in 2022	% QoQ	% YoY	Avg. Price in '21	% YoY	Avg. Price in '22	% YoY	Update
CRB Index	614.47	(1.3)	632.93	4.8	17.7	535.54	36.83	617.76	15.4	Daily
Energy Prices										
Crude Oil - Dubai (US\$/bbl)	106.23	(12.9)	108.66	12.2	63.6	68.86	63.18	102.52	48.9	Daily
Brent Crude (US\$/bbl)	110.56	(11.5)	112.59	13.1	64.0	70.52	66.54	105.80	50.0	Daily
West Texas Int. Cushing (US\$/bbl)	107.69	(9.5)	108.86	14.7	58.6	68.06	72.51	101.61	49.3	Daily
Crude Oil - Asia-Pacific Tapis Oil Spot (US\$/bbl)	116.52	(12.2)	118.38	13.7	72.5	71.82	61.89	110.98	54.5	Daily
Natural Gas Henry Hub (US\$/mmBTU)	6.83	(5.9)	7.72	69.2	189.5	3.13	30.17	6.08	94.4	Daily
Coal Price NEX (US\$/MT)	384.72	(4.3)	368.28	36.2	246.6	138.28	135.73	317.34	129.5	Friday
Oil Product Prices and Gross Refinery Margin										
Gas Oil 500 ppm Sulfur Singapore (US\$/bbl)	164.07	(0.2)	146.95	31.9	102.6	76.20	52.83	128.44	68.5	Daily
Gas Oil - Dubai (US\$/bbl)	57.84	36.5	38.29	163.6	527.8	7.34	(4.17)	25.93	253.1	Daily
Gasoline, 92 RON Spot (US\$/bbl)	151.30	0.9	136.30	22.4	85.2	76.66	75.97	122.63	60.0	Daily
Gasoline - Dubai (US\$/bbl)	45.07	61.3	27.64	109.6	286.7	7.80	472.22	20.12	158.0	Daily
Fuel Oil 180 Singapore Spot (US\$/bbl)	91.85	(12.4)	100.43	(9.8)	72.4	61.57	60.99	92.26	49.8	Daily
Fuel Oil - Dubai (US\$/bbl)	(14.38)	(16.2)	(8.23)	(32.1)	0.6	-7.29	84.36	(10.26)	40.8	Daily
Jet Kerosene - Spot Price (US\$/bbl)	156.13	(1.6)	141.18	30.3	102.0	73.98	60.45	124.08	67.7	Daily
Jet Kerosene - Dubai (US\$/bbl)	49.90	36.0	32.51	183.5	842.4	5.12	31.00	21.56	321.1	Daily
SG Dubai Hydrocracking Refinery Margin (US\$/bbl)	#N/A	n.m.	24.18	164.7	3,053.1	2.00	467.16	13.48	575.1	Daily
Olefins Product Prices and Spread										
Ethylene, FOB Japan Spot (US\$/MT)	1,030	(2.8)	1,179	(1.3)	16.4	1,010	39.56	1,145	13.4	Tuesday
Ethylene Spread (US\$/MT)	259	3.5	290	378.3	(28.5)	361	5.77	259	(28.3)	Daily
Propylene (Olefins), FOB Japan Spot (US\$/MT)	1,025	(0.5)	1,099	0.2	5.3	1,005	27.27	1,097	9.2	Tuesday
Propylene Spread (US\$/MT)	254	15.3	210	(1.3)	(51.9)	356	(12.55)	211	(40.7)	Daily
Naphtha - Singapore Spot FOB (US\$/MT)	771	(4.8)	889	0.6	46.4	649	69.72	886	36.6	Daily
Polyolefins Prices and Spread										
Polye HDPE SE Asia (US\$/MT)	1,230	0.0	1,342	30.2	(61.8)	1,179	33.19	1,316	11.6	Tuesday
HDPE-Naphtha Spread (US\$/MT)	459	9.2	453	311.4	(21.6)	530	5.43	430	(18.9)	Daily
Polye LDPE-Film, CFR SE Asia Spot (US\$/MT)	1,550	(1.3)	1,682	4.4	(48.1)	1,525	51.71	1,645	7.9	Tuesday
LDPE-Naphtha Spread (US\$/MT)	779	2.5	793	83.6	(13.8)	876	40.66	759	(13.4)	Daily
PP Film, Spot South East Asia (US\$/MT)	1,250	0.8	1,336	2.1	1.4	1,298	35.78	1,322	1.8	Tuesday
PP Spread (US\$/MT)	479	11.3	448	5.2	(37.1)	649	13.18	436	(32.9)	Daily
MEG Prices and Spread										
MEG, CFR South East Asia (US\$/MT)	645	(0.8)	647	(6.2)	0.1	679	(88.71)	669	(1.5)	Tuesday
MEG Spread (US\$/MT)	6	(188.9)	-84	9,906.5	(558.4)	53	120.79	-41	n.m.	Tuesday
Aromatics Product Prices and Spread										
Paraxylene, FOB USG Spot (US\$/MT)	2,020	6.6	1,500	30.6	63.9	894	56.10	1,317	(49.2)	Tuesday
Paraxylene Spread (US\$/MT)	1,126	29.4	586	76.2	66.6	310	342.73	454	46.2	Tuesday
Paraxylene - 92 RON Spread (US\$/MT)	729	18.4	337	60.6	17.2	241	362.24	271	58.9	Daily
Toluene, FOB Korea Spot (US\$/MT)	1,245	(4.6)	1,102	24.6	50.6	728	111.96	989	(47.5)	Tuesday
Benzene, CFR Japan Spot (US\$/MT)	1,315	(9.3)	1,254	14.9	29.5	931	87.66	1,170	(58.9)	Tuesday
Benzene Spread (US\$/MT)	657	(11.8)	472	57.9	10.4	352	117.03	382	8.7	Daily
Benzene - 92 RON Spread (US\$/MT)	24	(85.7)	92	(40.2)	(73.1)	277	122.54	124	(55.3)	Daily
Condensate (US\$/MT)	894	(12.7)	914	12.0	62.2	584	61.01	863	47.8	Daily
PTA Prices and Spread										
PTA, CFR South East Asia (US\$/MT)	1,025	(5.5)	987	16.1	40.9	705	48.18	916	29.8	Tuesday
PTA Spread (US\$/MT)	-328	77.8	-18	(122.6)	(120.9)	106	15.15	33	(68.8)	Tuesday
PVC Prices and Spread										
PVC, CFR South East Asia (US\$/MT)	1,350	2.3	1,403	0.6	(6.1)	1,445	63.60	1,399	(3.2)	Tuesday
Ethylene Spread (US\$/MT)	1,091	2.0	1,114	(4.4)	2.2	1,084	99.99	1,140	5.2	Tuesday
Ethylene Dichloride CFR Far East Asia (US\$/MT)	620	0.0	669	(20.9)	(4.8)	734	140.72	761	3.8	Tuesday
Metal										
Gold (US\$/Troy Ounce)	1,838	1.6	1,879	0.0	3.6	1,799	1.56	1,879	4.4	Daily
LME Copper 3 Month Rolling Forward (US\$/MT)	8,786	(4.0)	9,652	(3.3)	(0.4)	9,293	49.95	9,821	5.7	Daily
Silver Future (US\$/Troy Ounce)	21	1.9	23	(5.2)	(16.7)	25	n.a.	24	(5.3)	Daily
China Composite Steel Prices (CNY/MT)	4,720	(7.5)	5,278	1.2	(7.5)	5,473	35.91	5,245	(4.2)	Daily
Agriculture Prices										
Malaysian Crude Palm Oil Spot Price(MYR/MT)	5,262	(13.3)	6,689	8.8	59.0	4,443	59.82	6,408	44.2	Daily
SGX Ribbed Smoked Sheet 3 (RSS3) Futures (US\$/KG.)	200	(3.6)	213	1.2	(4.6)	209	18.21	211	1.3	Daily
Sugar #11 (US\$/LB)	18	(2.4)	19	6.1	27.0	16	29.55	19	15.8	Daily
Freight Rate										
Baltic Freight Index: BDIY	2,349	2.8	2,544	24.5	(8.2)	2,921	173.99	2,284	(21.8)	Daily
Baltic Supramax Index: BSI58	2,471	0.8	2,650	15.9	14.9	2,424	224.85	2,461	1.5	Daily

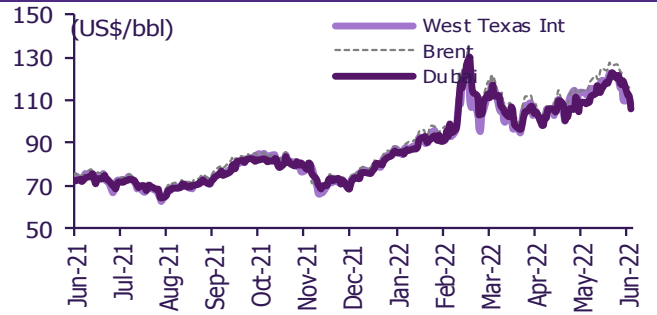
Source: Bloomberg Financial L.P., TQ Professional, BANPU, BOT, SCBS Investment Research

Commodities daily chart update

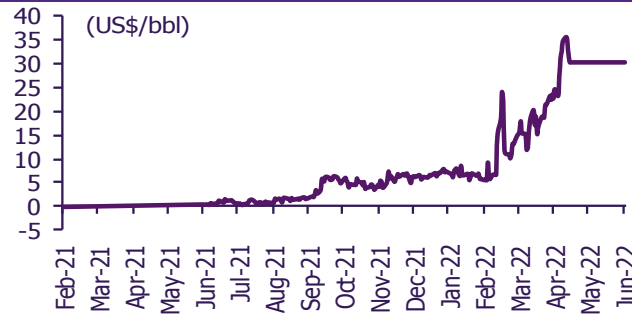
CRB US Spot All Commodities Price Index



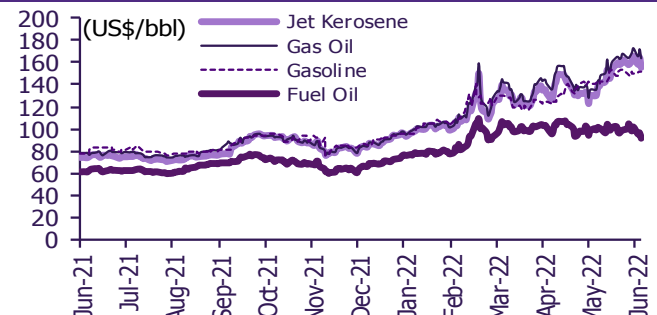
Crude prices



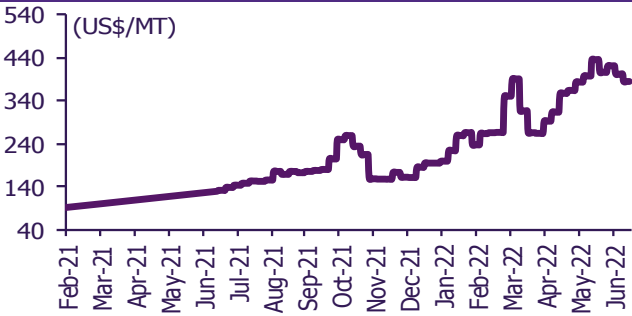
SG Dubai Hydrocracking Refinery Margin



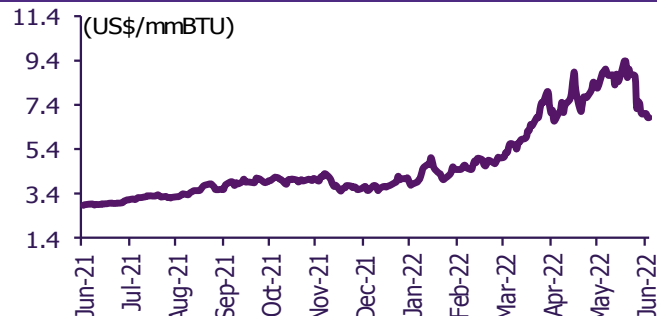
Oil product prices



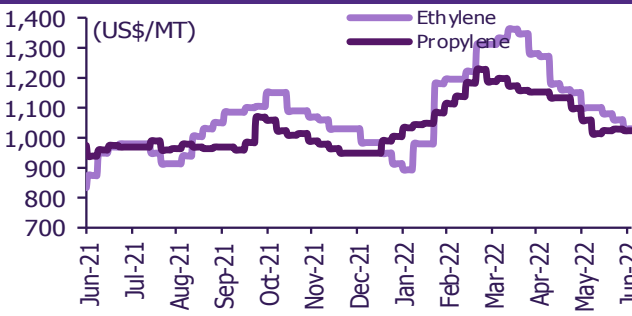
Coal price (NEX)



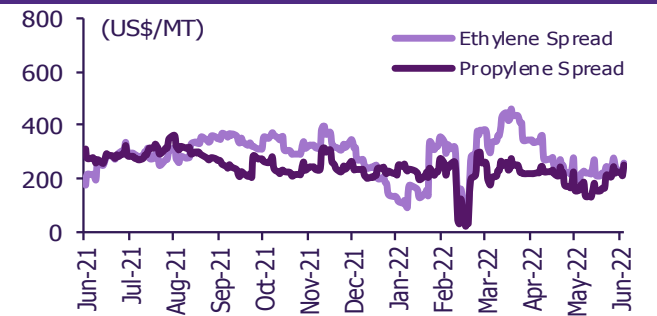
Natural gas prices (Henry hub)



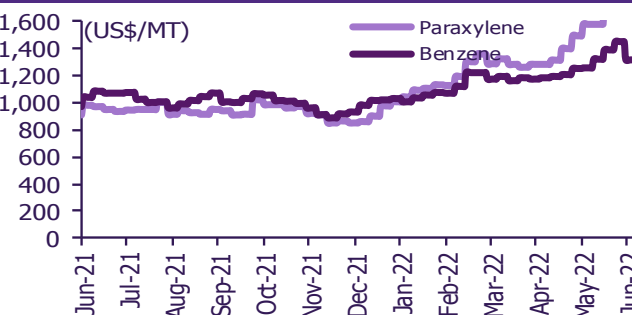
Olefins prices



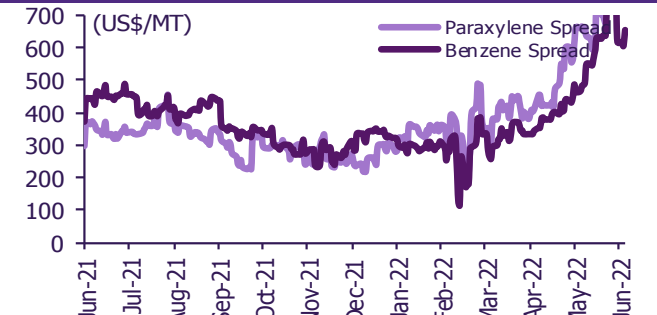
Olefins spreads



Aromatics prices

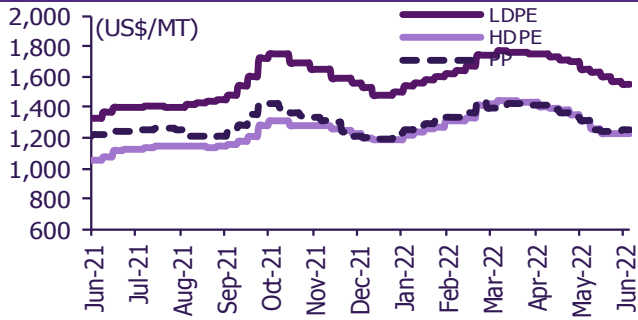


Aromatics spreads

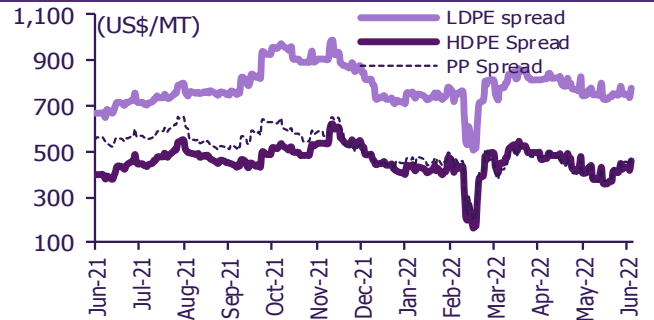


Commodities daily chart update

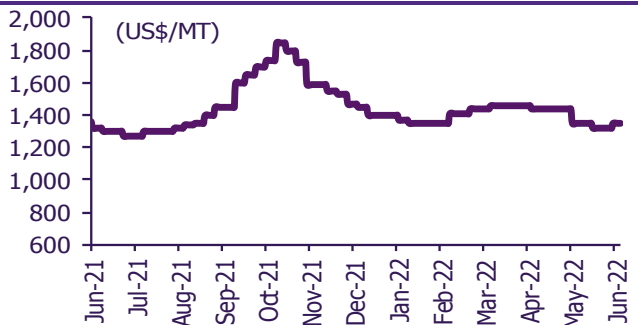
Polyolefins prices



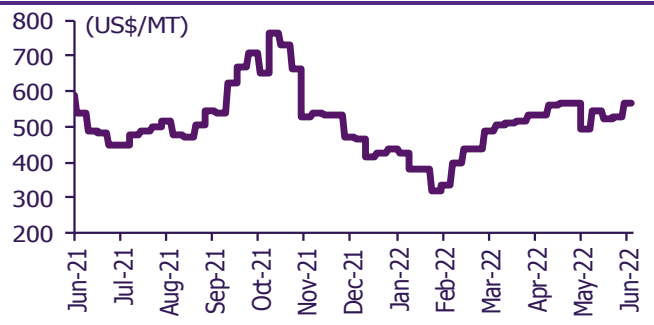
Polyolefins-Naphtha spreads



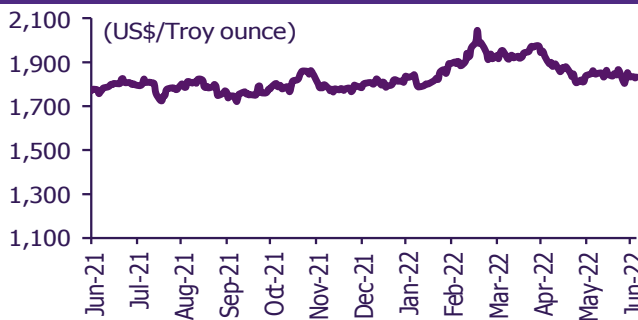
PVC price



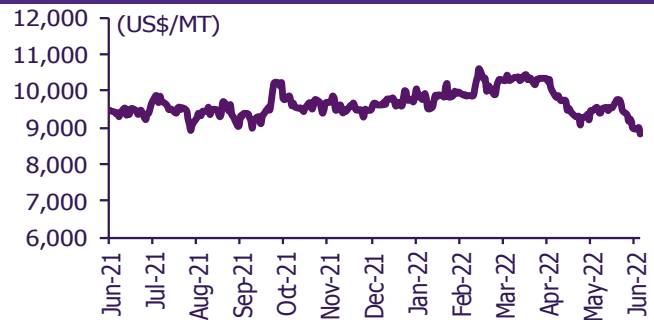
PVC spread



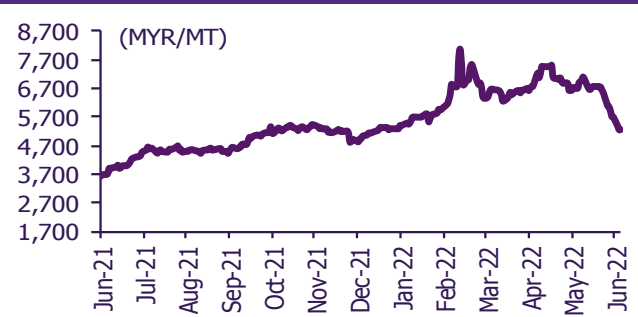
Gold price



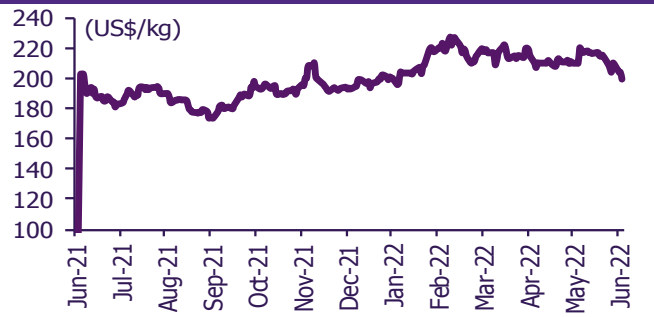
LME copper price



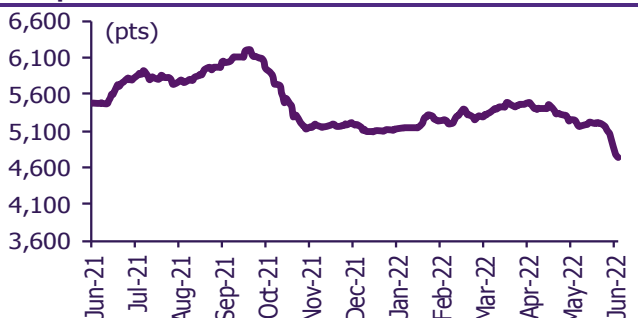
Malaysian crude palm oil price



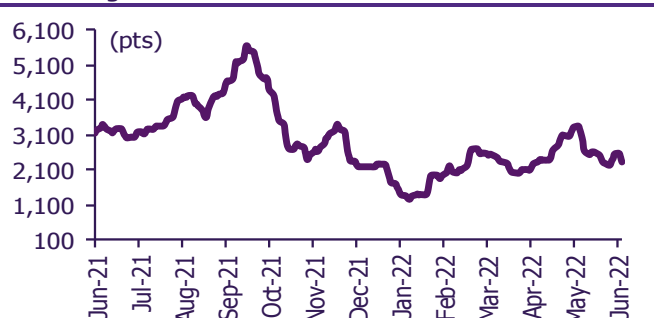
Rubber price (RSS3) futures



Steel price index



Baltic freight index



Source: Bloomberg Financial L.P., TQ Professional, BANPU, BOT, SCBS Investment Research

Short sales

	Volume (Shares)	Turnover (Bt)	Average price (Bt)	Last price 22-Jun-22	Gap between last close and short	Short sale volume comparing with main board
SKY	46,500	496,890	10.69	10.70	(0.13)	47.94
MC	148,400	1,395,760	9.41	9.40	0.06	42.97
STANLY	12,500	2,236,800	178.94	179.00	(0.03)	40.85
ASP	754,500	2,367,342	3.14	3.14	(0.08)	34.26
STA-R	1,631,100	34,797,190	21.33	21.30	0.16	32.00
BCH	3,325,500	59,475,930	17.88	18.00	(0.64)	31.08
AUCT	307,100	2,313,820	7.53	7.50	0.46	30.77
BLAND	2,974,100	3,003,841	1.01	1.01	0.00	30.22
BCH-R	2,940,800	52,689,080	17.92	18.00	(0.46)	27.49
S	351,100	671,269	1.91	1.92	(0.42)	25.64
GRAMMY	1,100	12,540	11.40	11.40	0.00	25.00
INTUCH-R	982,200	66,327,550	67.53	67.50	0.04	24.93
SENA	554,800	2,220,462	4.00	4.00	0.06	24.86
TCAP-R	632,500	24,051,825	38.03	38.00	0.07	24.63
CPN-R	2,209,800	131,606,200	59.56	59.75	(0.33)	24.49
ITD	2,530,400	4,618,649	1.83	1.80	1.40	23.98
BA	1,490,500	15,684,140	10.52	10.60	(0.73)	23.19
KTB	5,635,200	87,077,340	15.45	15.40	0.34	23.05
KCE-R	3,497,400	212,079,175	60.64	60.50	0.23	22.94
TTB	42,581,900	52,842,198	1.24	1.25	(0.72)	22.59
TOP-R	3,884,400	195,537,325	50.34	51.00	(1.30)	22.24
OR	2,835,500	73,723,000	26.00	26.00	0.00	22.22
TTW	298,500	3,193,950	10.70	10.70	0.00	22.22
CPF	5,136,700	133,506,025	25.99	26.00	(0.04)	21.90
BAM-R	1,456,100	25,522,530	17.53	17.60	(0.41)	21.82
CHG	6,633,700	23,926,976	3.61	3.64	(0.91)	21.29
DOHOME	820,100	13,499,090	16.46	16.40	0.37	21.10
BEAUTY-R	562,000	724,417	1.29	1.29	(0.08)	20.96
ANAN	1,308,800	1,587,890	1.21	1.21	0.27	20.02
PTT	11,836,200	396,512,700	33.50	33.75	(0.74)	19.50
SC	326,000	1,061,056	3.25	3.24	0.46	19.03
BANPU	15,909,700	202,185,340	12.71	12.70	0.07	18.04
CK	388,900	7,706,100	19.82	19.90	(0.43)	17.86
BGRIM-R	2,053,600	72,561,375	35.33	35.25	0.24	17.64
THANI-R	3,049,900	12,428,626	4.08	4.08	(0.12)	17.62
RCL-R	719,300	29,969,225	41.66	41.25	1.00	16.98
EA-R	2,095,700	173,971,750	83.01	82.50	0.62	16.82
BAY	80,000	2,561,100	32.01	32.50	(1.50)	16.78
KYE	300	105,000	350.00	350.00	0.00	16.67
JMT-R	1,932,000	141,861,375	73.43	73.00	0.59	16.45
CK-R	351,300	6,950,980	19.79	19.90	(0.57)	16.13
BTS-R	3,547,100	29,689,615	8.37	8.35	0.24	16.00
AOT	2,035,900	141,526,975	69.52	69.50	0.02	15.97
RATCH	465,100	17,525,975	37.68	37.75	(0.18)	15.92
BDMS	6,351,400	155,187,120	24.43	24.50	(0.27)	15.81
AIE	143,800	533,160	3.71	3.68	0.75	15.65
CPALL	3,913,800	232,322,550	59.36	59.00	0.61	15.46
BGRIM	1,796,400	63,695,175	35.46	35.25	0.59	15.43
STARK-R	2,370,600	10,276,900	4.34	4.30	0.82	15.41
GPSC-R	1,018,800	66,621,000	65.39	65.00	0.60	15.15
DELTA-R	282,100	86,845,700	307.85	303.00	1.60	15.13
PLAT	193,100	616,614	3.19	3.20	(0.21)	14.98
JAS-R	23,594,700	80,579,524	3.42	3.40	0.45	14.81
AWC	5,406,000	26,234,666	4.85	4.88	(0.56)	14.70
TTA-R	2,051,000	18,753,180	9.14	9.05	1.03	14.63
CPN	1,317,200	78,485,400	59.59	59.75	(0.28)	14.60
PTL	69,700	1,595,530	22.89	22.80	0.40	14.31
SAWAD-R	2,056,500	96,300,575	46.83	47.50	(1.42)	14.20
MTC-R	1,270,600	53,683,625	42.25	42.25	0.00	13.89
IVL-R	2,657,800	128,240,750	48.25	48.25	0.00	13.85
LH	4,413,100	36,240,640	8.21	8.20	0.15	13.76
DOHOME-R	531,400	8,742,890	16.45	16.40	0.32	13.68
HANA-R	2,734,500	110,344,575	40.35	39.75	1.52	13.67
VIBHA	489,800	1,158,812	2.37	2.36	0.25	13.66
DMT	257,100	2,732,970	10.63	10.50	1.24	13.59
STEC	2,458,100	30,191,770	12.28	12.10	1.51	13.54
STGT	1,374,000	23,143,960	16.84	16.70	0.86	13.39
CENTEL-R	530,200	23,044,750	43.46	43.50	(0.08)	13.36
TIDLOR-R	2,733,900	79,847,450	29.21	29.00	0.71	13.26
SGP	73,900	827,680	11.20	11.10	0.90	13.26
INTUCH	514,900	34,612,750	67.22	67.50	(0.41)	13.07
AH	34,400	759,930	22.09	21.90	0.87	13.05
THANI	2,189,800	8,902,964	4.07	4.08	(0.35)	12.65
COM7-R	1,596,500	50,164,650	31.42	31.25	0.55	12.51
ORI-R	191,800	1,937,180	10.10	10.00	1.00	12.44
GUNKUL-R	4,542,800	25,028,970	5.51	5.50	0.17	12.16
TPIPL	749,000	1,133,173	1.51	1.52	(0.47)	12.16
WHA-R	8,716,400	26,335,982	3.02	3.02	0.05	12.14
HTC	36,900	1,071,175	29.03	29.25	(0.76)	11.90
BEM	5,342,900	46,922,735	8.78	8.75	0.37	11.86
KBANK	809,000	120,014,800	148.35	148.00	0.24	11.73
GLOBAL-R	1,418,700	26,510,640	18.69	18.50	1.01	11.67
KBANK-R	801,800	118,803,050	148.17	148.00	0.12	11.62
AAV	3,506,500	9,924,750	2.83	2.84	(0.34)	11.60
ROJNA	74,000	448,950	6.07	6.00	1.11	11.60
TISCO	544,400	48,440,225	88.98	88.75	0.26	11.48
PSH	41,100	534,400	13.00	13.10	(0.74)	11.42
PTG-R	1,001,300	13,817,240	13.80	13.70	0.72	11.39
SCN-R	367,600	865,136	2.35	2.32	1.44	11.39
BAM	750,600	13,172,270	17.55	17.60	(0.29)	11.25

	Volume (Shares)	Turnover (Bt)	Average price (Bt)	Last price 22-Jun-22	Gap between last close and short	Short sale volume comparing with main board
EGATIF	60,200	484,610	8.05	8.10	(0.62)	11.20
SIRI-R	5,577,200	5,662,219	1.02	1.01	0.52	11.14
AWC-R	4,094,300	19,906,798	4.86	4.88	(0.37)	11.13
KKP	504,300	31,873,475	63.20	63.00	0.32	10.94
JMART-R	951,000	51,451,050	54.10	53.50	1.13	10.91
PLANB	4,427,300	29,486,705	6.66	6.85	(2.77)	10.89
SAWAD	1,569,900	73,843,050	47.04	47.50	(0.98)	10.84
CRC-R	1,474,900	50,287,200	34.10	34.50	(1.17)	10.63
OSP	1,121,900	37,404,550	33.34	33.25	0.27	10.56
PTL-R	51,300	1,170,290	22.81	22.80	0.06	10.53
DTAC	769,900	35,321,575	45.88	45.50	0.83	10.48
HMPRO	4,608,900	59,770,450	12.97	12.90	0.53	10.39
ONEE-R	221,600	2,326,700	10.50	10.40	0.96	10.22
RJH	117,000	3,948,750	33.75	33.75	0.00	10.14
KTB-R	2,454,000	37,839,440	15.42	15.40	0.13	10.04
JWD	178,000	2,456,080	13.80	13.70	0.72	10.03
BH	226,300	39,272,000	173.54	174.50	(0.55)	10.03
MTI	700	83,250	118.93	119.50	(0.48)	10.00
SAT-R	69,200	1,260,580	18.22	18.30	(0.46)	9.93
TU	2,613,000	45,179,560	17.29	17.40	(0.63)	9.76
EASTW	92,100	582,415	6.32	6.30	0.38	9.65
BAFS	59,500	1,680,875	28.25	28.25	0.00	9.63
BJC	281,600	9,209,350	32.70	32.50	0.63	9.63
GULF	2,584,600	121,784,375	47.12	47.00	0.25	9.52
RATCH-R	278,200	10,440,675	37.53	37.75	(0.58)	9.52
SIRI	4,757,900	4,853,058	1.02	1.01	0.99	9.50
TPIPP	290,700	1,057,342	3.64	3.62	0.48	9.41
BEC-R	546,900	7,753,360	14.18	14.20	(0.16)	9.33
BDMS-R	3,726,400	91,500,290	24.55	24.50	0.22	9.28
CPALL-R	2,312,800	137,122,800	59.29	59.00	0.49	9.14
STEC-R	1,652,500	20,189,090	12.22	12.10	0.97	9.10
PTTGC-R	1,287,100	57,569,850	44.73	44.75	(0.05)	9.10
SPALI	1,025,700	19,755,330	19.26	19.20	0.31	8.97
TAE	18,700	36,652	1.96	1.94	1.03	8.88
TU-R	2,371,100	40,936,420	17.26	17.40	(0.78)	8.85
JR	35,900	251,925	7.02	7.00	0.25	8.85
STGT-R	906,500	15,307,820	16.89	16.70	1.12	8.83
KKP-R	402,000	25,366,100	63.10	63.00	0.16	8.72
KCE	1,321,600	81,047,650	61.33	60.50	1.36	8.67
KTC	372,000	21,386,925	57.49	58.00	(0.88)	8.59
AP-R	1,418,700	13,991,115	9.86	9.95	(0.89)	8.47
BA-R	535,200	5,627,780	10.52	10.60	(0.80)	8.33
PSL-R	1,053,400	19,887,960	18.88	19.10	(1.15)	8.21
DTAC-R	601,700	27,470,675	45.66	45.50	0.34	8.19
LH-R	2,616,500	21,539,410	8.23	8.20	0.39	8.16
MTC	740,800	31,376,525	42.35	42.25	0.25	8.10
MAJOR	512,000	10,934,360	21.36	21.60	(1.13)	8.08
CHG-R	2,506,700	9,022,224	3.60	3.64	(1.12)	8.05
TRUE-R	14,259,500	67,183,456	4.71	4.70	0.24	8.01
TCAP	202,900	7,760,550	38.25	38.00	0.65	7.90
IRPC-R	14,783,900	46,908,078	3.17	3.20	(0.85)	7.87
PTTGC	1,110,500	49,484,575	44.56	44.75	(0.42)	7.85
STA	397,000	8,491,590	21.39	21.30	0.42	7.79
NOBLE	88,300	417,114	4.72	4.72	0.08	7.78
TVO	103,100	3,247,650	31.50	31.50	0.00	7.78
XPG	1,049,800	1,780,854	1.70	1.69	0.38	7.74
NER-R	503,600	3,081,240	6.12	6.15	(0.51)	7.72
BJC-R	222,900	7,271,450	32.62	32.50	0.38	7.62
TRUE	13,560,200	64,145,750	4.73	4.70	0.65	7.62
TISCO-R	361,100	32,104,375	88.91	88.75	0.18	7.62
UVAN	188,200	1,547,290	8.22	8.20	0.26	7.61
AOT-R	968,900	67,317,375	69.48	69.50	(0.03)	7.60
BLA-R	524,200	23,162,325	44.19	43.75	1.00	7.56
THG-R	420,600	25,391,675	60.37	60.50	(0.21)	7.56
OSP-R	785,700	26,415,550	33.62	33.25	1.11	7.39
CRC	1,015,200	34,696,450	34.18	34.50	(0.94)	7.32
WHA	5,108,200	15,485,984	3.03	3.02	0.38	7.12
TQM	295,300	13,961,025	47.28	48.25	(2.02)	7.11
GPSC	477,200	31,154,850	65.29	65.00	0.44	7.09
GFPT	752,100	13,567,400	18.04	18.00	0.22	7.09
BBL	822,900	109,832,800	133.47	133.00	0.35	7.09
CBG-R	522,900	55,388,950	105.93	106.00	(0.07)	7.06
SCC	238,400	86,806,600	364.12	364.00	0.03	7.02
BCPG	709,000	7,839,440	11.06	11.00	0.52	6.98
NER	453,300	2,784,605	6.14	6.15	(0.11)	6.95
PTTEP	1,581,400	250,528,950	158.42	158.00	0.27	6.88
CKP-R	2,252,300	13,156,575	5.84	5.80	0.71	6.87
PRM	171,900	965,165	5.61	5.55	1.17	6.73
TASCO	215,800	3,566,120	16.53	16.70	(1.05)	6.71
GLOBAL	810,300	15,074,830	18.60	18.50	0.56	6.67
KTC-R	286,000	16,423,600	57.43	58.00	(0.99)	6.60
SCC-R	223,700	81,633,400	364.92	364.00	0.25	6.59
BANPU-R	5,795,000	73,824,440	12.74	12.70	0.31	6.57

Source: SET, SCBS Investment Research

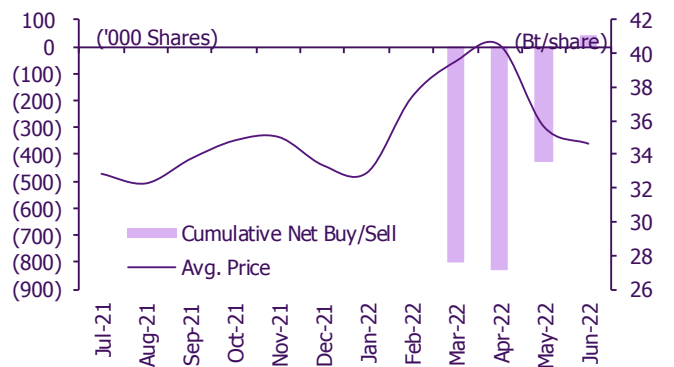
Director trade

1. Director trade as reported on June 22, 2022.

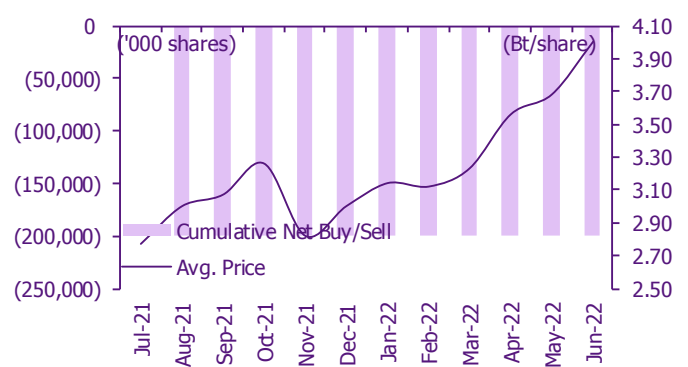
Company	Name of Director	Product	Transaction date	Amount (Shares)	Average Price (Bt)	Amount (Bt)	Buy/Sell
ALL	Mr. CHATRI SIRIPANICHKORN	Common Share	20-06-22	40,000	1.16	46,400	Sale
CAZ	Mr. Wang youp Jhee	Common Share	21-06-22	75,500	5.60	422,800	Sale
COLOR	Mr. RACH THONGVANIT	Warrant	20-06-22	251,500	0.61	153,415	Sale
COLOR	Mr. RACH THONGVANIT	Warrant	20-06-22	692,990	0.62	429,654	Sale
CRC	Mr. TY CHIRATHIVAT	Common Share	22-06-22	100,000	34.00	3,400,000	Purchase
EMC	Mr. Chanachai Leenabanchong	Common Share	20-06-22	2,096,000	0.19	398,240	Purchase
ERW	Mr. NAVARAT TAMSUWAN	Common Share	17-06-22	100,000	4.00	400,000	Sale
FE	Mr. BOONCHAI CHOKWATANA	Common Share	21-06-22	12,400	176.00	2,182,400	Acceptance of Transfer
FE	Mr. BOONCHAI CHOKWATANA	Common Share	21-06-22	5,600	176.00	985,600	Acceptance of Transfer
FE	Mr. CHAILADOL CHOKWATANA	Common Share	21-06-22	5,600	176.00	985,600	Transfer
FTREIT	Mr. THREEKWAN BUNNAG	Units	21-06-22	20,000	10.30	206,000	Purchase
GEL	Mr. THITIPONG TANGPOONPHONVIVAT	Warrant	10-06-22	168,977,223	0.50	84,488,612	Purchase
LANNA	Mr. VANCHAI TOSOMBOON	Common Share	22-06-22	50,000	19.50	975,000	Purchase
MICRO	Mr. PREEDA IRAMANEERAT	Common Share	20-06-22	50,000	5.85	292,500	Purchase
NDR	Mrs. THUNYARAT SAMRITTIVANICHA	Warrant	21-06-22	32,000	0.35	11,200	Sale
NRF	Mr. DAN PATHOMVANICH	Common Share	20-06-22	605,700	6.07	3,676,599	Purchase
NRF	Mr. DAN PATHOMVANICH	Common Share	21-06-22	394,300	6.08	2,397,344	Purchase
PEACE	Mr. CHUMPOL PHORNPRAPHA	Common Share	21-06-22	50,000	4.04	202,000	Purchase
RJH	Mr. WACHIRA WUDHIKULPRAPAN	Common Share	21-06-22	50,000	33.99	1,699,500	Sale
RJH	Mrs. PORNTIP WUDHIKULPRAPAN	Common Share	21-06-22	20,000	34.00	680,000	Sale
SABUY	Mr. CHOOKIAT RUJANAPORNPAJEE	Common Share	17-06-22	634,000	21.10	13,377,400	Sale
SIMAT	Mr. BOONLERD IEWPORNCHAI	Common Share	22-06-22	350,000	2.27	794,500	Purchase
SPALI	Mr. PRATEEP TANGMATITHAM	Common Share	20-06-22	170,000	19.04	3,236,800	Purchase
SPALI	Mr. PRATEEP TANGMATITHAM	Common Share	21-06-22	40,000	19.30	772,000	Purchase
SPALI	Mrs. AJCHARA TANGMATITHAM	Common Share	20-06-22	170,000	19.04	3,236,800	Purchase
SPALI	Mrs. AJCHARA TANGMATITHAM	Common Share	21-06-22	40,000	19.30	772,000	Purchase
STA	Mr. KITICHAJ SINCHAROENKUL	Common Share	21-06-22	10,000	21.70	217,000	Purchase
STGT	Mr. ANAN PRUKSANUSAK	Common Share	17-06-22	500,000	16.83	8,415,000	Sale
STP	Mr. SURASAK ROJWONGCHARAS	Common Share	20-06-22	33,500	17.20	576,200	Purchase
TCMC	Mr. PIMOL SRIVIKORN	Common Share	21-06-22	1,800,000	2.09	3,762,000	Purchase
TM	Miss PRANGCHAI CHANLONGBUTRA	Warrant	21-06-22	1,200,000	0.90	1,080,000	Sale
TMT	Mr. PRAWAS SONTAWAKUL	Common Share	22-06-22	10,000	8.61	86,100	Purchase
TSR	Miss SAVITA CHANGYOO	Common Share	17-06-22	10,398,387	5.25	54,591,532	Sale
TSR	Mr. EKARAT CHANGYOO	Common Share	17-06-22	2,101,613	5.25	11,033,468	Sale
TSR	Mr. EKARAT CHANGYOO	Common Share	21-06-22	200,000	4.42	884,000	Purchase
WFX	Miss SUPREEYA SINTUPHAN	Common Share	21-06-22	5,900	7.40	43,660	Purchase
WFX	Mr. NAT VONGSASUTTIKUL	Common Share	21-06-22	10,000	7.30	73,000	Purchase
WHAIR	Miss JAREEPORN JARUKORNSAKUL	Units	21-06-22	500,000	7.45	3,725,000	Purchase
WHART	Miss JAREEPORN JARUKORNSAKUL	Units	21-06-22	700,000	9.80	6,860,000	Purchase
WHART	Mr. THANAPATR ANANTAPRAYOON	Units	02-06-22	50,000	10.20	510,000	Purchase
WHART	Mr. THANAPATR ANANTAPRAYOON	Units	16-06-22	50,000	9.90	495,000	Purchase
WHART	Mr. THANAPATR ANANTAPRAYOON	Units	17-06-22	50,000	9.75	487,500	Purchase
					Total	Purchase	122,567,855
						Sale	92,340,369
						Net	30,227,486

2. 12-month cumulative net buy/sell for SCBS-covered stocks with activity as of last close

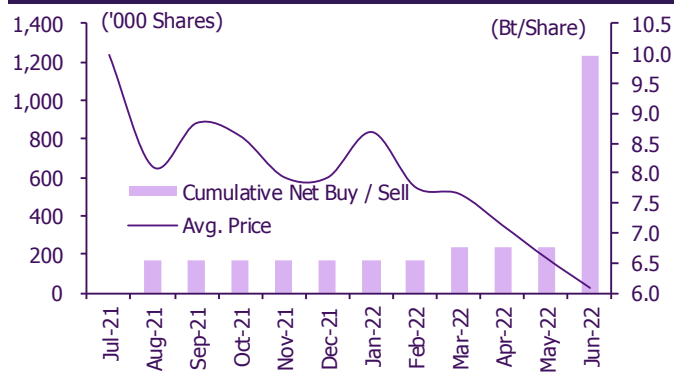
CRC



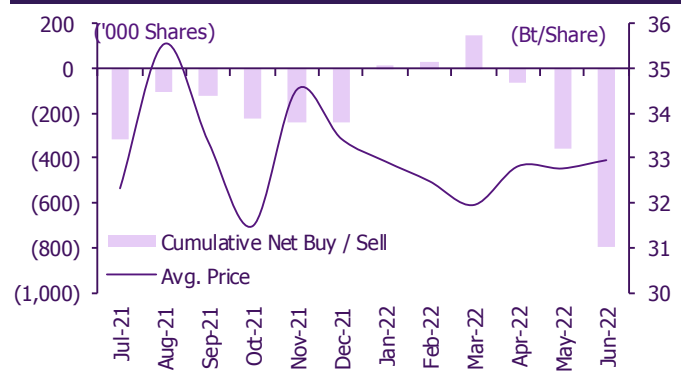
ERW



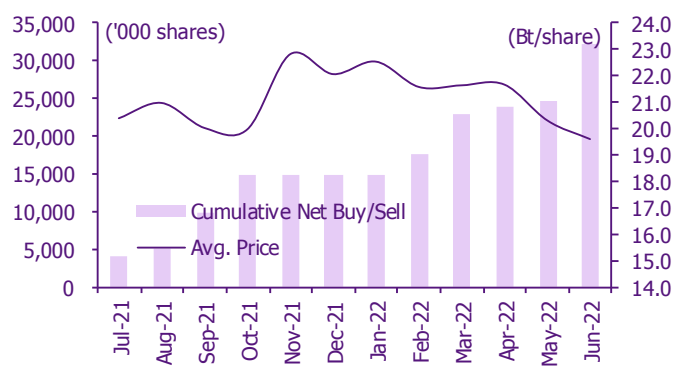
NRF



RJH



SPALI



Corporate calendar

June				
Monday	Tuesday	Wednesday	Thursday	Friday
20	21	22	23	24
New warrant COLOR-W2 Share listing GEL 1,641,439,246 Shares KOOL 1,272,271,703 Shares	New warrant J-W2 J-W3 Share listing GCAP 4,025,764 Shares GRAND 50,505,050 Shares TNDT 3,041,362 Shares	PD HPF Bt0.108 MJLF Bt0.145 M-STOR Bt0.1 WHABT Bt0.166 Share listing AAV 142,857,142 Shares DOD 1 Shares MBK 4,516,734 Shares NCAP 450,000,000 Shares	New warrant MIDA-W3 ML-W3 XD TTT Bt0.5 PD LHPF Bt0.05 M-II Bt0.148 MIT Bt0.175 Delisted PE Share listing GCAP 4,115,226 Shares GRAND 151,515,151 Shares PRG 4,025 Shares	PD MNIT Bt0.013 MNIT 2 Bt0.045 MNRF Bt0.013 TIPH Bt1.3 WHAIR Bt0.1556
27	28	29	30	
	XW CWT 1 : 600	XW META 21 : 5		

July				
Monday	Tuesday	Wednesday	Thursday	Friday
				1
				XW ALPHAX 10 : 1
4	5	6	7	8
XD LHSC Bt0.12 QHPF Bt0.11			XR GSC 1 : 1 @Bt3.06 XW GSC 2 : 1	
11	12	13	14	15
XD STANLY Bt8.5 XW ECL 3 : 1		Asamha Bucha Day	XE 7UP-W4 1 : 1 @Bt2.25	
18	19	20	21	22
		PD AEONTS Bt2.65 LHSC Bt0.12 QHPF Bt0.11		
25	26	27	28	29
	XD VGI Bt0.02	PD STANLY Bt8.5	H.M. King Maha Vajiralongkorn Phra Vajiraklaochaoyuhua's Birthday	Additional special holiday

XD - Cash Dividend
XD(ST) - Stock Dividend

PD - Payment Date
XR - Rights for Common

XW - Rights for Warrant
XT - Rights for Transferable Subscription Right

XE - Warrant Exercise
CW - Capital write-down

SP - Suspension

Disclaimer

The information in this report has been obtained from sources believed to be reliable. However, its accuracy or completeness is not guaranteed. Any opinions expressed herein reflect our judgment at this date and are subject to change without notice. This report is for information only. It is not to be construed as an offer, or solicitation of an offer to sell or buy any securities. We accept no liability for any loss arising from the use of this document. We or our associates may have an interest in the companies mentioned therein.

SCB Securities Company Limited ("SCBS") is a wholly-owned subsidiary of The Siam Commercial Bank Public Company Limited ("SCB"). Any information related to SCB is for sector comparison purposes.

This document is prepared by SCB Securities Company Limited ("SCBS") which is wholly-owned by the Siam Commercial Bank Public Company Limited ("SCB"). SCB acts as financial advisor of the SCG Chemicals Public Company Limited (SCGC). Any opinions, news, research, analyses, prices, statements, forecasts, projections and/or other information contained in this document (the "Information") is provided as general information purposes only and shall not be construed as individualized recommendation of an offer to buy or sell or the solicitation of an offer to buy or sell any securities. SCBS and/or its directors, officers and employees shall not be liable for any direct, indirect, incidental, special or consequential loss or damage, resulting from the use of or reliance on the Information, including without limitation to, damages for loss of profits. The investors shall use the Information in association with other information and opinion, including their own judgment in making investment decision. The Information is obtained from sources believed to be reliable, and SCBS cannot guarantee the accuracy, completeness and/or correctness of the Information.

This document is prepared by SCB Securities Company Limited ("SCBS") which is wholly-owned by The Siam Commercial Bank Public Company Limited ("SCB"). SCB may be appointed to act as financial advisor in relation to transactions to be carried out by Thai Oil Company Limited. Any opinions, news, research, analyses, prices, statements, forecasts, projections and/or other information contained in this document (the "Information") is provided as general information purposes only and shall not be construed as individualized recommendation of an offer to buy or sell or the solicitation of an offer to buy or sell any securities. SCBS and/or its directors, officers and employees shall not be liable for any direct, indirect, incidental, special or consequential loss or damage, resulting from the use of or reliance on the Information, including without limitation to, damages for loss of profits. The investors shall use the Information in association with other information and opinion, including their own judgment in making investment decision. The Information is obtained from sources believed to be reliable, and SCBS cannot guarantee the accuracy, completeness and/or correctness of the Information.

This document is prepared by SCB Securities Company Limited ("SCBS") which is wholly-owned by The Siam Commercial Bank Public Company Limited ("SCB"). SCB has acted as Financial Advisor, Lead Arranger of Global Power Synergy Public Company Limited. Any opinions, news, research, analyses, prices, statements, forecasts, projections and/or other information contained in this document (the "Information") is provided as general information purposes only, and shall not be construed as individualized recommendation of an offer to buy or sell or the solicitation of an offer to buy or sell any securities. SCBS and/or its directors, officers and employees shall not be liable for any direct, indirect, incidental, special or consequential loss or damage, resulting from the use of or reliance on the Information, including without limitation to, damages for loss of profits. The investors shall use the Information in association with other information and opinion, including their own judgment in making investment decision. The Information is obtained from sources believed to be reliable, and SCBS cannot guarantee the accuracy, completeness and/or correctness of the Information.

This document is prepared by SCB Securities Company Limited ("SCBS") which is wholly-owned by The Siam Commercial Bank Public Company Limited ("SCB"). SCB Asset Management Company Limited ("SCBAM") which is wholly-owned by The Siam Commercial Bank Public Company Limited ("SCB"). SCB has acted as Financial Advisor of Digital Telecommunications Infrastructure Fund. SCBAM has acted as Fund Manager of Digital Telecommunications Infrastructure Fund. Any opinions, news, research, analyses, prices, statements, forecasts, projections and/or other information contained in this document (the "Information") is provided as general information purposes only, and shall not be construed as individualized recommendation of an offer to buy or sell or the solicitation of an offer to buy or sell any securities. SCBS and/or its directors, officers and employees shall not be liable for any direct, indirect, incidental, special or consequential loss or damage, resulting from the use of or reliance on the Information, including without limitation to, damages for loss of profits. The investors shall use the Information in association with other information and opinion, including their own judgment in making investment decision. The Information is obtained from sources believed to be reliable, and SCBS cannot guarantee the accuracy, completeness and/or correctness of the Information.

SCBS reserves the right to modify the Information from time to time without notice and in its sole discretion. This document is delivered to intended recipient(s) only and is not permitted to reproduce, retransmit, disseminate, sell, distribute, republish, circulate or commercially exploit the Information in any manner without the prior written consent of SCBS.

Futures and Options trading carry a high level of risk with the potential for substantial losses, and are not suitable for all persons. Before deciding to trade Futures and Options, you should carefully consider your financial position, investment objectives, level of experience, and risk appetite if Futures and Options trading are appropriate. The possibility exists that you could sustain a loss of some or all of your initial investment. You should be aware of all the risks associated with Futures and Options trading, and you are advised to rely on your own judgment while making investment decision and/or should seek advice from professional investment advisor if you have any doubts.

This document is delivered to intended recipient(s) only and is not permitted to reproduce, retransmit, disseminate, sell, distribute, republish, circulate or commercially exploit the Information in any manner without the prior written consent of SCBS.

Copyright©2012 SCB Securities Company Limited. All rights reserved.

CG Rating 2021 Companies with CG Rating

Companies with Excellent CG Scoring

AAV, ADVANC, AF, AH, AIRA, AKP, AKR, ALT, AMA, AMATA, AMATAV, ANAN, AOT, AP, ARIP, ARROW, ASP, AUCTION, AWC, AYUD, BAFS, BANPU, BAY, BBL, BCP, BCPG, BDMS, BEM, BGC, BGRIM, BIZ, BKI, BOL, BPP, BRR, BTS, BTW, BWG, CENTEL, CFRESH, CHEWA, CHO, CIMBT, CK, CKP, CM, CNT, COM7, COMAN, COTTO, CPALL, CPF, CPI, CPN, CRC, CSS, DDD, DELTA, DEMCO, DRT, DTAC, DUSIT, EA, EASTW, ECF, EE, EGCO, EPG, ETC, FPI, FPT, FSMART, GBX, GC, GCAP, GFPT, GGC*, GLAND, GLOBAL, GPI, GPSC, GRAMMY, GULF, GUNKUL, HANA, HARN, HMPRO, ICC, ICHI, III, ILINK, ILM, INTUCH, IP, IRPC, ITTEL, IVL, JSP, JWD, K, KBANK, KCE, KKP, KSL, KTB, KTC, LALIN, LANNA, LH, LHFG, LIT, LPN, MACO, MAJOR, MAKRO, MALEE, MBK, MBKET, MC, MCOT, METCO, MFEC, MINT, MONO, MOONG, MSC, MTC, MVP, NCL, NEP, NER, NKI, NOBLE, NSI, NVD, NWR, NYT, OISHI, OR, ORI, OSP, OTO, PACE, PACO, PAF, PCSGH, PDG, PDJ, PG, PHOL*, PLANB, PLANET, PLAT, PORT, PPS, PR9, PREB, PRG, PRM, PROS, PSH, PSL, PTG, PTT, PTTEP, PTTGC, PYLON, Q-CON, QH, QTC, RATCH, RS, S, S & J, SAAM, SABINA, SAMART, SAMTEL, SAT, SC, SCB, SCC, SCCC, SCG, SCGP, SCM, SDC, SEAFCO, SEAOL, SE-ED, SELIC, SENA, SHR, SIRI, SIS, SITHAI, SMK, SMPK, SNC, SONIC, SPALI, SPI, SPRC, SPVI, SSSC, SST, STA, STEC*, STI, SUN, SUSCO, SUTHA, SVI*, SYMC, SYNTEC, TACC, TASCOS, TCAP, TEAMG, TFMAMA, TGH, THANA, THANI, THCOM, THG, THIP, THRE, THREL, TIP*, TIPCO, TISCO, TK, TKT, TMT, TNDT, TNITY, TOA, TOP, TPBI, TQM, TRC, TRU, TRUE, TSC, TSR, TSTE, TSTH, TTA, TTB, TTCL, TTW, TU, TVD, TVI, TVO, TWPC, U, UAC, UBIS, UV, VGI, VIH, WACOAL, WAVE, WHA, WHAUP, WICE, WINNER, ZEN

Companies with Very Good CG Scoring

2S, 7UP, ABICO, ABM, ACE, ACG, ADB, AEONTS, AGE, AHC, AIT, ALL, ALLA, ALUCON, AMANAH, AMARIN, APCO, APCS, APURE, AQUA, ASEFA, ASIAN, ASK, ATP30, BA, BC, BEC, BFIT, BJCHI, BR, CBG, CGH, CHAYO, CHOTI, CI, CMC, CPL, CRD, CSP, DCC, ASAP, ASIA, ASIMAR, ASN, B, BAM, BCH, BEYOND, BJC, BLA, BROOK, CEN, CHARAN, CHG, CHOW, CIG, COLOR, CPW, CSC, CWT, DCON, DHOUSE, DOD, DOHOME, DV8, EASON, EFORL, ERW, ESSO, ESTAR, ETE, FE, FLOYD, FN, FNS, FORTH, FSS, FTE, FVC, GEL, GENCO, GJS, GYT, HPT, HMT, HTC, HYDRO, ICN, IFS, IMH, IND, INET, INSET, INSURE, IRC, IRCP, IT, ITD*, J, JAS, JCK, JCKH, JMART, JMT, KBS, KCAR, KEX, KGI, KIAT*, KISS, KOOL, KTIS, KUMWEL, KUN, KWC, KWM, L&E, LDC, LEO, LHK, LOXLEY, LRH, LST, M, MATCH, MBAX, MEGA, META, MFC*, MGT, MICRO, MILL, MITSIB, MK, MODERN, MTI, NBC, NCAP, NCH, NETBAY, NEX, NINE, NRF, NTV, OCC, OGC, PATO, PB, PICO, PIMO, PJW, PL, PM, PMTA, PPP, PPPM, PRIME, PRIN, PRINC, PSTC, PT, QLT, RBF, RCL, RICHY, RML, ROJNA, RPC, RT, RWI, S11, SA, SAK, SALEE, SAMCO, SANKO, SAPPE, SAWAD, SCI, SCN, SCP, SE, SFLEX, SFP, SFT, SGF, SIAM, SINGER, SKE, SKN, SKR, SKY, SLP, SMIT, SMT, SNP, SO, SORKON, SPA, SPC, SPCG, SR, SRICHA, SSC, SSF, STANLY, STGT, STOWER*, STPI, SUC, SWC, SYNEX, T, TAE, TAKUNI, TBSP, TCC, TCMC, TEAM, TFG, TFI, TIGER, TITLE, TKN, TKS, TM, TMC, TMD, TMI, TMILL, TNL, TNP, TOG, TPA, TPAC, TPCS, TPS, TRITN, TRT, TSE, TVT, TWP, UEC, UMI, UOBKH, UP, UPF, UPOIC, UTP, VCOM, VL, VNT, VPO, VRANDA, WGE, WIJK, WP, XO, XPG, YUASA

Companies with Good CG Scoring

A, AI, AIE, AJ, AMC, APP, AQ, ARIN, AS, AU, B52, BEAUTY, BGT, BH, BIG, BLAND, BM, BROCK, BSBM, BSM, BYD*, CCP, CITY, CMO, CPT, CSR, EKH, EP, FMT, GLOCON*, GSC, HTECH, IHL, INGRS, JAK, JTS, KASET, KK, KWG, LEE, BTNC, CAZ, CGD, CMAN, CMR, CRANE, D, EMC, F&D, GIFT, GREEN, GTB, HUMAN, IIG, INOX, JR, JUBILE, KCM, KKC, KYE, LPH, MATI, M-CHAI, MCS, MDX, MJD, MORE, MUD, NC, NDR, NFC, NNCL, NOVA, NPK, NUSA, OCEAN, PAF, PF, PK, PLE, PPM, PRAKIT, PRAPAT, PRECHA, PTL, RCI*, RJH, RP, RPH, RSP, SABUY, SF, SGP, SICT, SIMAT, SISB, SK, SMART, SOLAR, SPACK, SPG, SQ, SSP, STARK, STC, SUPER, SVOA, TC, TCCC, THMUI, TNH, TNR, TOPP, TPCH, TPIPL, TPIPP, TPLAS, TPOLY, TQR, TTI, TYCN, UKEM, UMS, UNIQ, UPA, UREKA, VIBHA, W, WIN, WORK, WPH, YGG, ZIGA

Corporate Governance Report

The material contained in this publication is for general information only and is not intended as advice on any of the matters discussed herein. Readers and others should perform their own independent analysis as to the accuracy or completeness or legality of such information. The Thai Institute of Directors, its officers, the authors and editor make no representation or warranty as to the accuracy, completeness or legality of any of the information contained herein. By accepting this document, each recipient agrees that the Thai Institute of Directors Association, its officers, the authors and editor shall not have any liability for any information contained in, or for any omission from, this publication.

The survey result is as of the date appearing in the Corporate Governance Report of Thai Listed Companies. As a result, the survey result may be changed after that date. SCB Securities Company Limited does not conform nor certify the accuracy of such survey result.

To recognize well performers, the list of companies attaining "Good", "Very Good" and "Excellent" levels of recognition

(Not including listed companies qualified in the "no announcement of the results" clause from 1 January 2020 to 26 October 2021) is publicized.

¹ TIP was voluntarily delisted from the Stock Exchange of Thailand effectively on July 24, 2021

² RCI was voluntarily delisted from the Stock Exchange of Thailand, effectively on July 16, 2021

* บริษัทหรือกรรมการหรือผู้บริหารของบริษัทที่มีข่าวด้านกฏการกีดกันผู้ถือหุ้น เช่น การกระทำความผิดเกี่ยวกับหลักทรัพย์ การทุจริต คอรัปชั่น เป็นต้น ซึ่งการใช้ข้อมูล CGR ควรตระหนักถึงข้อดังกล่าวประกอบด้วย

Anti-corruption Progress Indicator

Certified (ได้รับการรับรอง)

2S, 7UP, ADVANC, AF, AI, AIE, AIRA, AKP, AMA, AMANAH, AMATA, AMATAV, AP, APCS, AQUA, ARROW, AS, ASIAN, ASK, ASP, AWC, AYUD, B, BAFS, BAM, BANPU, BAY, BBL, BCH, BCP, BCPG, BEB, BEYOND, BGC, BGRIM, BKI, BLA, BPP, BROOK, BRR, BSBM, BTS, BWG, CEN, CENTEL, CFRESH, CGH, CHEWA, CHOTI, CHOW, CIG, CIMBT, CM, CMC, COM7, COTTO, CPALL, CPF, CPI, CPN, CSC, DCC, DELTA, DEMCO, DIMET, DRT, DTAC, DUSIT, EA, EASTW, ECL, EGCO, EP, EPG, ERW, ESTAR, ETE, FE, FNS, FPI, FPT, FSMART, FSS, FTE, GBX, GC, GCAP, GEL, GFPT, GGC, GJS, GPI, GPSC, GSTEEL, GULF, GUNKUL, HANA, HARN, HEMP, HENG, HMPRO, HTC, ICC, ICHI, IFS, ILINK, INET, INSURE, INTUCH, IRC, IRPC, ITTEL, IVL, JKN, JR, K, KASET, KBANK, KBS, KCAR, KCE, KGI, KKP, KSL, KTB, KTC, KWI, L&E, LANNA, LH, LHFG, LHK, LPN, LRH, M, MAKRO, MALEE, MATCH, MBAX, MBK, MC, MCOT, META, MFC, MFE, MILL, MINT, MONO, MOONG, MSC, MST, MTC, MTI, NATION, NBC, NEP, NINE, NKI, NOBLE, NOK, NSI, NWR, OCC, OGC, ORI, PAP, PATO, PB, PCSGH, PDG, PDJ, PG, PHOL, PK, PL, PLANB, PLANET, PLAT, PM, PPT, PPPM, PPS, PR9, PREB, PRG, PRINC, PRM, PROS, PSH, PSL, PSTC, PT, PTG, PTT, PTTEP, PTTGC, PYLON, Q-CON, QH, QLT, QTC, RATCH, RML, RWI, S & J, SAAM, SABINA, SAPPE, SAT, SC, SCB, SCC, SCCC, SCG, SCGP, SCM, SCN, SEAOL, SE-ED, SELIC, SENA, SGP, SINGER, SIRI, SITHAI, SKR, SMIT, SMC, SMPK, SNC, SNP, SORKON, SPACK, SPALI, SPC, SPI, SPRC, SRICHA, SSF, SSP, SSSC, SST, STA, STOWER, SUSCO, SVI, SYMC, SYNTEC, TAE, TAKUNI, TASCOS, TCAP, TCMC, TFG, TFI, TFMAMA, TGH, THANI, THCOM, THIP, THRE, THREL, TIDLOR, TIPCO, TISCO, TKS, TKT, TMILL, TMT, TNITY, TNL, TNP, TNR, TOG, TOP, TOPP, TPA, TPCS, TPP, TRU, TRUE, TSC, TSTE, TSTH, TTA, TTB, TTCL, TU, TVD, TVI, TVO, TWPC, U, UBE, UBIS, UEC, UKEM, UOBKH, UPF, UV, VGI, VIH, WACOAL, WHA, WHAUP, WICE, WIJK, XO, YUASA, ZEN, ZIGA

Declared (ประกาศเจตนารมณ์)

AH, AJ, ALT, APCO, B52, BEC, CHG, CI, CPL, CPR, CPW, CRC, DDD, DHOUSE, DOHOME, ECF, EKH, ETC, EVER, FLOYD, GLOBAL, III, ILM, INOX, JTS, KEX, KUMWEL, LDC, MAJOR, MEGA, NCAP, NOVA, NRF, NUSA, NYT, OR, PIMO, PLE, RS, SAK, SIS, STECH, STGT, SUPER, SVT, TKN, TMI, TQM, TSI, VARO, VCOM, VIBHA, WIN

N/A

3K-BAT, A, A5, AAV, ABICO, ABM, ACAP, ACC, ACE, ACG, ADB, ADD, AEONTS, AFC, AGE, AHC, AIT, AJA, AKR, ALL, ALLA, ALPHAX, ALUCON, AMARIN, AMC, AMR, ANAN, AOT, APEX, APP, APURE, AQ, ARIN, ARIP, ASAP, ASEFA, ASIA, ASIMAR, ASN, ASW, ATP30, AU, AUCTION, BA, BBGI, BBIK, BC, BCT, BDMS, BEAUTY, BEM, BFIT, BGT, BH, BIG, BIOTECH, BIS, BIZ, BJC, BJCHI, BKD, BLAND, BLISS, BM, BOL, BR, BRI, BROCK, BSM, BTNC, BTW, BUI, BYD, CAZ, CBG, CCET, CCP, CEYE, CGD, CHARAN, CHAYO, CHO, CITY, CIVIL, CK, CKP, CMAN, CMO, CMR, CNT, COLOR, COMAN, CPANEL, CPH, CPT, CRANE, CRD, CSP, CSR, CSS, CTW, CV, CWT, D, DCON, DITTO, DMT, DOD, DPAINT, DTIC, DV8, EASON, EE, EFORL, EMC, ESSO, F&D, FANCY, FMT, FN, FORTH, FTI, FVC, GENCO, GIFT, GL, GLAND, GLOCON, GLORY, GRAMMY, GRAND, GREEN, GSC, GTB, GYT, HFT, HL, HPT, HTECH, HUMAN, HYDRO, ICN, IFEC, IHL, IIG, IMH, IND, INGRS, INSET, IP, IRCP, IT, ITD, J, JAK, JAS, JCK, JCKH, JCT, JDF, JMART, JMT, JP, JUBILE, JWD, KAMART, KC, KCC, KCM, KDH, KIAT, KISS, KK, KKC, KOOL, KTIS, KUN, KWC, KWM, KYE, LALIN, LEE, LEO, LIT, LOXLEY, LPH, LST, MACO, MANRIN, MATI, MAX, M-CHAI, MCS, MDX, MENA, METCO, MGT, MICRO, MIDA, MITSIB, MJD, MK, ML, MODERN, MORE, MPIC, MUD, MVP, NC, NCH, NCL, NDR, NER, NETBAY, NEW, NEWS, NEX, NFC, NNCL, NPK, NSL, NTV, NV, NVD, OHTL, OISHI, ONEE, OSP, OTO, PACE, PACO, PAE, PAF, PEACE, PERM, PF, PICO, PIN, PJW, PLUS, PMTA, POLAR, POMPUI, PORT, POST, PPM, PRAKIT, PRAPAT, PRECHA, PRIME, PRIN, PRO, PROEN, PROUD, PSG, PTC, PTECH, PTL, RAM, RBF, RCL, RICHY, RJH, ROCK, ROH, ROJNA, RP, RPC, RPH, RSP, RT, S, S11, SA, SABUY, SAFARI, SALEE, SAM, SAMART, SAMCO, SAMTEL, SANKO, SAUCE, SAWAD, SAWANG, SCI, SCP, SDC, SE, SEAFCO, SECURE, SENAJ, SFLEX, SFP, SFT, SGF, SHANG, SHR, SIAM, SICT, SIMAT, SISB, SK, SKE, SKN, SKY, SLM, SLP, SMART, SMD, SMT, SNNP, SO, SOLAR, SONIC, SPA, SPCG, SPG, SPVI, SQ, SR, SSC, SSS, STANLY, STARK, STC, STEC, STHAI, STI, STP, STPI, SUC, SUN, SUTHA, SVH, SVOA, SWC, SYNEX, TACC, TAPAC, TC, TCC, TCCC, TCJ, TCOAT, TEAM, TEAMG, TEKA, TFM, TGPRO, TH, THAI, THANA, THE, THG, THL, THMUI, TIGER, TIPH, TITL, TK, TKC, TM, TMC, TMD, TMW, TNDT, TNH, TNPCL, TOA, TPAC, TPBI, TPCH, TPIPL, TPIPP, TPLAS, TPOLY, TPS, TQR, TR, TRC, TRITN, TRT, TRUBB, TRV, TSE, TSF, TSR, TTI, TTT, TTW, TVT, TWP, TWZ, TYCN, UAC, UMI, UMS, UNIQ, UP, UPA, UPOIC, UREKA, UTP, UVAN, VL, VNG, VPO, VRANDA, W, WAVE, WFX, WGE, WINMED, WINNER, WORK, WORLD, WP, WPH, XPG, YGG

Explanations

Companies participating in Thailand's Private Sector Collective Action Coalition Against Corruption programme (Thai CAC) under Thai Institute of Directors (as of May 9, 2022) are categorised into: companies that have declared their intention to join CAC, and companies certified by CAC.