



Market today

“Hampered by rising worries on the effect of higher interest rates on the economy”

The SET is seen to have little room for real recovery with resistance between 1,570 and 1,580, pressured by rising interest rates to tackle inflation, affecting the economy. Powell said he is determined to raise rates to tackle inflation regardless of the impact on the economy. The SET supports are at 1,550 and 1,540.



Today's highlights

- The Fed chairman is determined to tackle and slow down inflation, admitting that raising interest rates will lead to higher unemployment.
- A survey among economists and fund managers by CNBC indicates that 80% see the US economy as having risk of stagflation within the next twelve months.
- Omicron subvariant BA.4 and BA.5 have spread again in Europe, and more than 81 cases have been found in Thailand.



Strategy today

Even though in the short term the SET may rebound, this is unlikely to hang around long, after which it will continue to trend down as there is no real positive that would be strong enough to turn the market around and risks are still high and unchanged. We suggest “selective buy” in defensive stocks and companies whose earnings are clearly recovering.

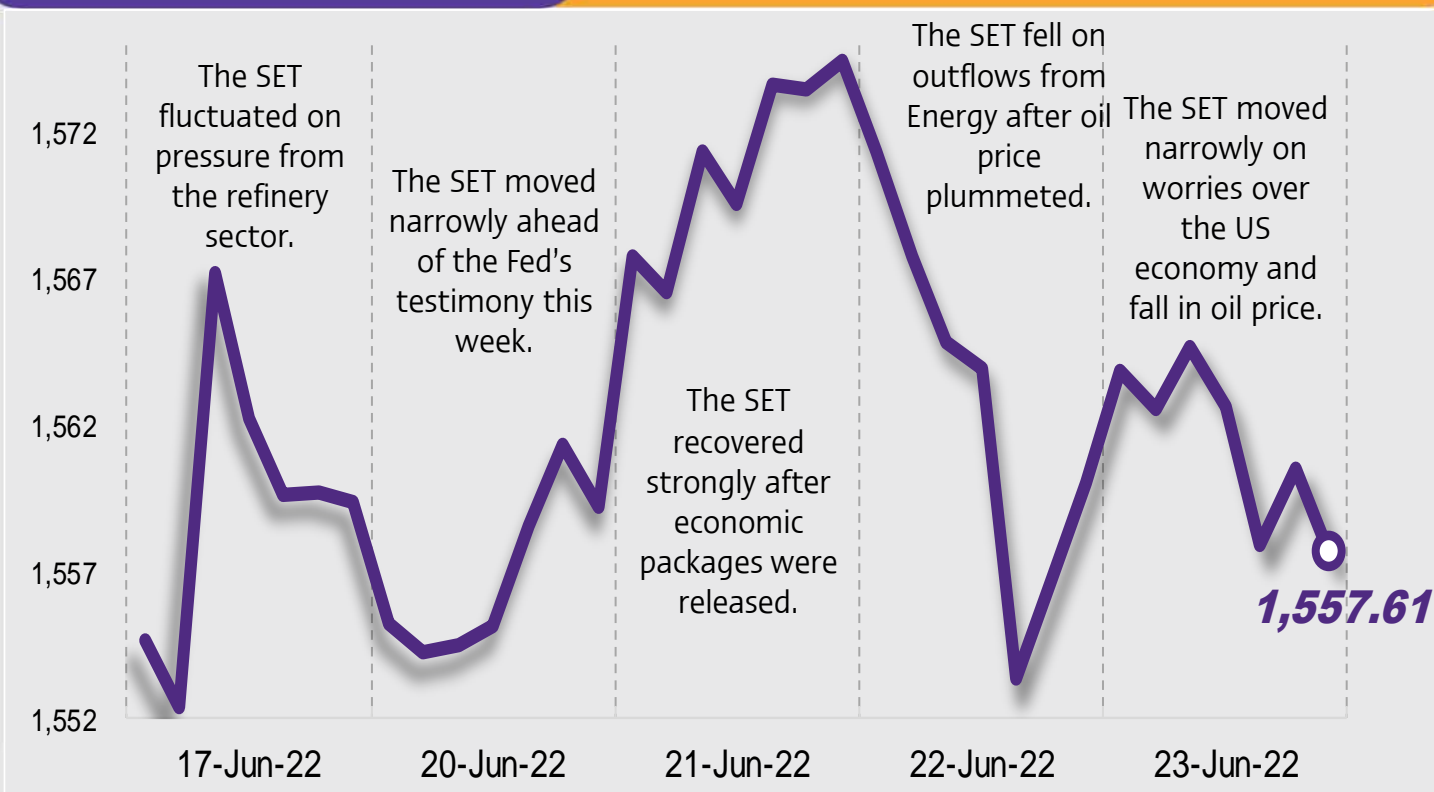
See the end of this report for disclaimer

Daily report

Friday, June 24, 2022

Support - Resistances

1550/1540 – 1570/1580



Trading today

Weekly portfolio: In the short term there are still risks, therefore we recommend to invest with caution, and to be very selective in defensive stocks with positive drivers:

- 1) stocks benefiting from an upward trend in interest rates and for which earnings are improving from 2Q22 on both YoY and QoQ – KBANK, BBL, BLA and THREL;
- 2) stocks that are little affected by the upward trend in interest rates, and whose earnings are expected to improve over the rest of the year – AOT and AWC, and;
- 3) for investors with high-risk tolerance and interested in stocks whose prices are already down, have good risk/reward and benefit from resolution of the supply chain problem, we recommend looking for opportunity to speculate in recovering stocks – MAKRO and CBG.



Daily focus

BDMS: as a short-term trading buy as price is still lagging and diverges from the direction of earnings, which are rising on the country's reopening. We expect earnings to grow both YoY and QoQ between 2Q22 and 4Q22 with 39% YoY growth in 2022 to Bt10.6bn, higher than before COVID hit.

GULF: in the short-term, momentum is positive from a drop in oil price and bond yield while 2Q22 earnings from operations are expected to improve both YoY and QoQ from greater capacity and contribution from INTUCH of Bt1.1-1.2bn per quarter.

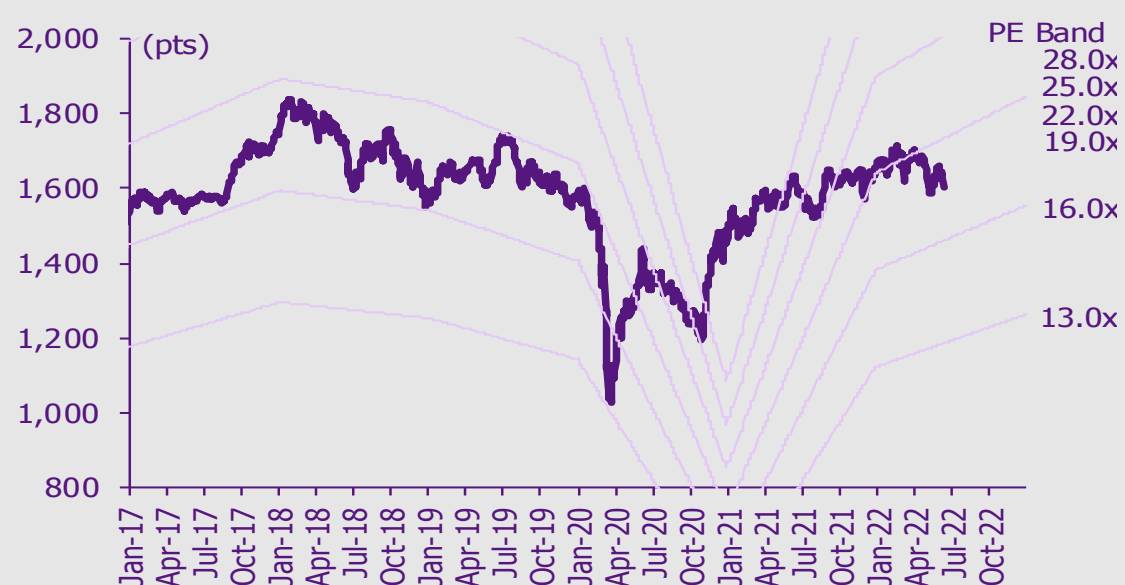
Today's reports

BDMS – Price laggard against earnings uptrend

What to watch

Date	Event
20 Jun	Economic release: JP/EU – Flash manufacturing and services for Jun Event: Effective date of Jun 2022 semi-annual FTSE SET index series review, effective date of Jun 2022 FTSE Global Index Series inclusion/exclusion levels
22 Jun	Economic release: EU – Consumer confidence for Jun Event: Fed Chair Powell Testifies
23 Jun	Economic release: US – Unemployment claims, crude oil inventories, US/EU/JP flash manufacturing and services PMI for Jun Event: Fed Chair Powell Testifies
24 Jun	Economic release: JP – National core CPI for May

SET Index movement



See the end of this report for disclaimer

SET index series

Index	23 Jun (pts)	Chg (pts)	Chg (%)	Value (Btmn)
SET	1,557.61	(2.41)	(0.15)	63,892.96
SET50	943.42	(2.38)	(0.25)	34,435.37
SET100	2,145.82	(5.01)	(0.23)	40,919.52
sSET	1,051.76	(3.72)	(0.35)	3,222.28
SETCLMV	979.69	(3.53)	(0.36)	24,567.11
SETHD	1,127.70	(6.47)	(0.57)	15,417.83
SETTHSI	989.96	(2.25)	(0.23)	34,502.64
SETWB	957.35	3.43	0.36	11,660.30
mai	602.06	3.07	0.51	2,735.20

Trading summary by investor type

(Btmn)	23 Jun	WTD	MTD	YTD
Foreign				
Net	(2,240)	(9,866)	(31,484)	110,533
Breakdown (%)	51.98	50.50	50.10	46.70
Institution				
Net	1,141	5,709	(1,623)	(92,475)
Breakdown (%)	6.46	6.97	7.49	7.79
PropTrade				
Net	(59)	(846)	1,210	2,657
Breakdown (%)	7.52	8.46	7.64	8.54
Individual				
Net	1,158	5,003	31,897	(20,714)
Breakdown (%)	34.04	34.08	34.77	36.97

% of total trade value for each investor type

S50 futures trading by foreign investors

(Contract)	23-Jun	WTD	MTD	YTD
Foreign	2,085	(513)	(132,737)	(59,607)
Institution	(933)	7,174	9,736	24,302
Customer	(1,152)	(6,661)	123,001	35,305

Bond trading by foreign investors

(Btmn)	23-Jun	WTD	MTD	YTD
Buy	1,554	12,233	42,416	625,605
Sell	4,619	14,897	56,380	516,380
Net	-3,065	-2,665	-13,964	109,224

Investment Strategy Department

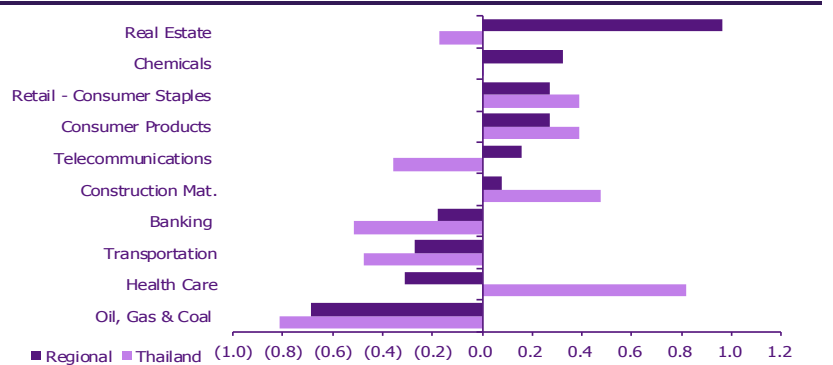
Market update

Global market movement

	23-Jun	Index	Chg (pts)	Performance (%)				PE (x)		EPS gth (%)		PBV (x)		ROE (%)	
				1D	WTD	MTD	YTD	22F	23F	22F	23F	22F	23F	22F	23F
S&P 500		3,796	35.84	1.0	3.3	(8.1)	(20.4)	16.6	15.2	18.0	9.1	3.5	3.2	22.5	28.6
Euro Stoxx 600		402	(3.34)	(0.8)	(0.2)	(9.2)	(17.5)	11.8	11.2	22.1	5.2	1.6	1.5	11.5	11.3
Japan		26,171	21.70	0.1	0.8	(4.1)	(9.1)	14.7	13.7	1.5	6.6	1.5	1.4	9.7	10.0
Hang Seng		21,274	265.53	1.3	0.9	(0.7)	(9.1)	11.0	9.5	(26.3)	15.0	1.1	1.1	11.3	11.2
MSCI Asia x J		648	3.62	0.6	(0.4)	(5.8)	(17.9)	12.4	11.1	2.2	12.0	1.5	1.3	11.7	11.6
Philippines		6,065	(102.77)	(1.7)	(4.2)	(10.5)	(14.8)	14.7	12.1	21.0	21.2	1.4	1.3	8.4	10.1
Indonesia		6,998	13.96	0.2	0.9	(2.1)	6.3	15.7	14.6	34.6	7.6	2.1	1.9	(10.5)	(10.0)
Malaysia		1,431	(0.05)	(0.0)	(1.8)	(8.9)	(8.7)	13.8	12.4	(0.9)	11.4	1.4	1.3	10.2	11.0
Thailand		1,558	(2.41)	(0.2)	(0.1)	(6.4)	(6.0)	16.0	14.5	12.9	9.9	1.6	1.5	8.2	8.9
Asean 4 - simple avg.				(0.4)	(1.3)	(6.9)	(5.8)	15.1	13.4	16.9	12.5	1.6	1.5	4.1	5.0
China		3,320	52.95	1.6	0.1	4.2	(8.8)	11.4	10.1	18.2	13.5	1.3	1.2	11.1	11.0
India		52,266	443.19	0.9	1.8	(5.9)	(10.3)	18.8	16.1	19.4	16.7	2.8	2.5	15.2	15.6
Singapore		3,093	(0.51)	(0.0)	(0.2)	(4.3)	(1.0)	12.4	10.8	9.0	14.8	1.0	1.0	8.8	9.7
Taiwan		15,176	(171.31)	(1.1)	(3.0)	(9.7)	(16.7)	10.4	10.6	9.8	(1.3)	1.9	1.8	20.1	18.4
Korea		2,314	(28.49)	(1.2)	(5.2)	(13.8)	(22.3)	9.4	8.1	2.5	15.8	0.9	0.8	7.2	12.7
Others				0.0	(1.3)	(5.9)	(11.8)	12.5	11.1	11.8	11.9	1.6	1.5	12.5	13.5

Regional sector movement

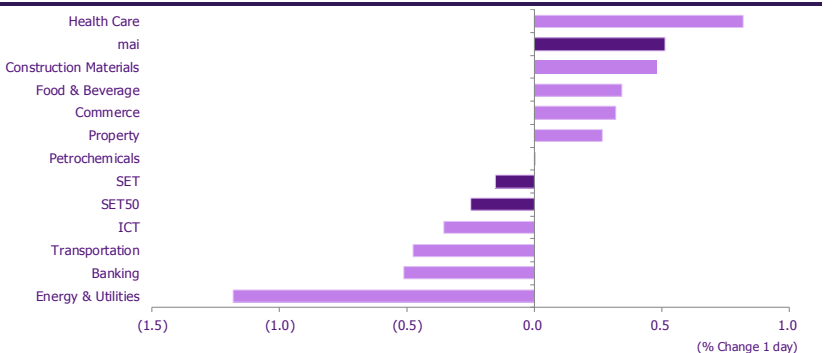
	Price performance (%) *			
	23-Jun	WoW	MoM	YTD
Banking	(0.18)	(2.17)	(2.80)	(11.52)
Chemicals	0.32	(2.40)	2.48	(8.31)
Construction Mat.	0.08	(2.27)	(2.85)	(9.19)
Consumer Products	0.27	(0.82)	(1.75)	(8.51)
Health Care	(0.31)	(0.59)	(0.78)	(13.99)
Oil, Gas & Coal	(0.69)	(3.49)	(0.06)	(3.40)
Real Estate	0.96	1.22	1.78	(14.00)
Retail - Consumer Staples	0.27	(0.82)	(1.75)	(8.51)
Telecommunications	0.16	(0.99)	(2.26)	(14.78)
Transportation	(0.27)	(2.47)	(1.07)	(7.77)



* Regional sector price performances (%) are based on US\$ and Thai sector price performances (%) are based on baht

Thailand sector movement

	Price performance (%)			
	23-Jun	WoW	MTD	YTD
Banking	(0.51)	(1.16)	(3.02)	(11.98)
Commerce	0.32	(1.14)	(10.62)	(7.34)
Construction Materials	0.48	2.96	(2.88)	(7.12)
Energy & Utilities	(1.18)	(1.76)	(7.74)	(4.03)
Food & Beverage	0.34	1.67	(0.91)	(0.45)
Health Care	0.82	2.52	(5.31)	10.40
ICT	(0.36)	(1.47)	(11.41)	(8.62)
Petrochemicals	0.00	(2.55)	(3.15)	(5.82)
Property	0.27	1.33	(5.69)	(2.81)
Transportation	(0.48)	1.66	(2.66)	5.44
SET	(0.15)	(0.22)	(6.36)	(6.03)
SET50	(0.25)	(0.16)	(5.87)	(4.78)
MAI	0.51	0.35	(6.10)	3.42



10 Most active stocks by value

Stock	Price (Bt)	Value (Btmn)	Chg (%)
JASIF	9.25	3,799.15	(10.19)
PTTEP	154.00	3,256.66	(2.53)
PTT	33.25	3,161.54	(1.48)
BANPU	12.40	2,537.90	(2.36)
AOT	69.00	2,152.41	(0.72)
ADVANC	197.00	1,721.00	(0.51)
KBANK	147.50	1,465.99	(0.34)
CBG	108.50	1,134.96	2.36
BDMS	24.70	1,125.03	0.82
SCB	102.00	938.07	0.00

Top 10 gainers

Stock	Price (Bt)	Value (Btmn)	Chg (%)
SE-ED	2.90	44.75	16.94
ROH	4.68	434.60	15.27
TWZ	0.08	0.77	14.29
ASIA	7.80	95.04	10.64
ROCK	10.00	0.01	9.29
MPIC	2.22	35.89	8.82
PLAT	3.44	32.29	7.50
NATION	0.30	7.38	7.14
BCT	51.00	6.30	6.81
SHANG	57.00	0.92	6.54

Top 10 losers

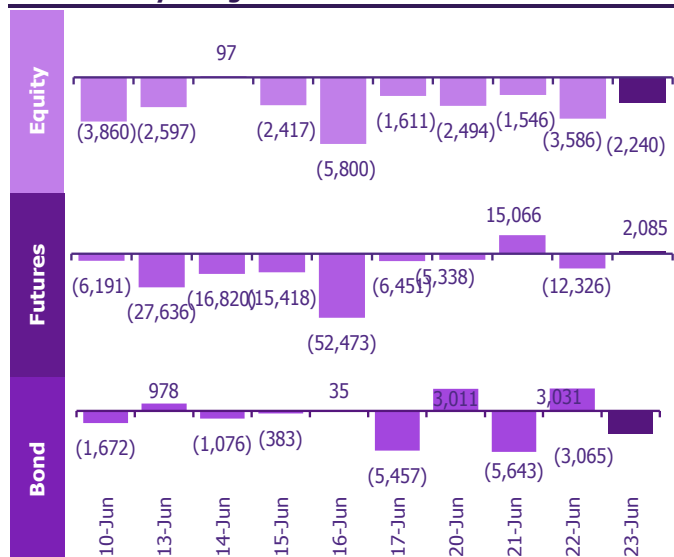
Stock	Price (Bt)	Value (Btmn)	Chg (%)
AQ	0.02	0.62	(33.33)
CPI	4.44	132.14	(13.79)
KC	0.33	33.68	(13.16)
JASIF	9.25	3,799.15	(10.19)
NFC	7.55	44.18	(7.93)
SSF	9.10	0.06	(7.61)
PPPM	0.14	3.99	(6.67)
BWG	1.00	412.95	(6.54)
L&E	2.38	16.64	(5.56)
TCC	0.86	11.20	(5.49)

Fund flow monitor

Regional foreign fund flows to equity

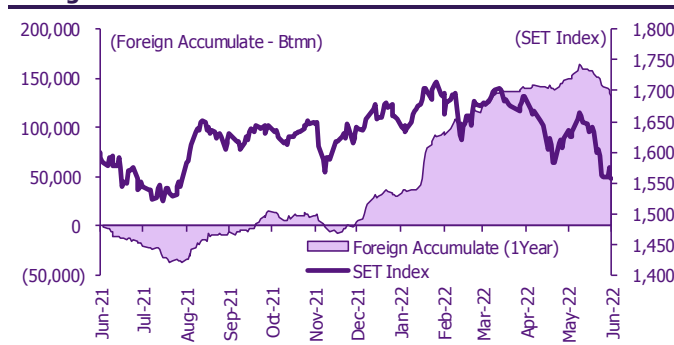
(US\$ Mn)	Thailand	Indonesia	Philippines	Malaysia	Vietnam	India	Taiwan	South Korea	Japan
Daily									
23-Jun-22	(63)	(114)	(9)		15		(190)	(169)	
22-Jun-22	(101)	(9)	(10)	(43)	1	(334)	(876)	(286)	
21-Jun-22	(44)	(29)	(7)	31	16	(151)	696	(178)	
20-Jun-22	(71)	(56)	(4)	(4)	(26)	44	(329)	(635)	
17-Jun-22	(46)	(53)	(5)	(25)	14	(1,147)	(503)	(254)	(6,980)
Weekly									
WTD	(279)	(209)	(30)	(16)	7	(441)	(699)	(1,267)	(6,980)
17-Jun-22	(352)	(93)	(69)	(116)	41	(2,986)	(3,703)	(1,086)	(6,980)
10-Jun-22	(170)	90	(48)	(99)	33	(1,426)	(1,459)	(1,860)	1,536
3-Jun-22	178	327	(19)	109	85	(477)	1,093	971	(934)
27-May-22	201	111	(188)	(19)	(17)	(1,107)	296	(250)	7
Monthly									
MTD	(900)	(166)	(164)	(224)	76	(5,496)	(6,546)	(4,454)	(6,379)
May-22	592	(243)	(350)	18	138	(4,871)	57	170	(1,993)
Apr-22	321	2,783	(99)	193	170	(3,816)	(9,102)	(4,963)	29,604
Mar-22	1,006	584	(204)	783	(174)	(3,693)	(9,428)	(3,640)	(15,202)
YTD	3,382	4,603	(732)	1,528	62	(27,710)	(32,891)	(15,745)	3,750

Thailand daily foreign net flows

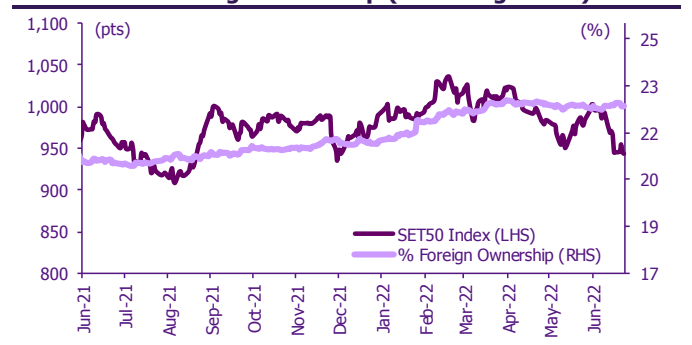


	Equity (Btmn)	SET50 futures (Contract)	Bond (Btmn)*
Daily			
23-Jun-22	(2,240)	2,085	393
Weekly			
WTD	(9,866)	(513)	(65)
17-Jun-22	(12,328)	(118,798)	(22,666)
10-Jun-22	(5,890)	(18,097)	(3,566)
2-Jun-22	6,079	46,732	9,334
27-May-22	6,870	43,576	8,564
Monthly			
MTD	(31,484)	(132,737)	(25,352)
May-22	20,284	109,007	21,576
Apr-22	10,869	(66,776)	(13,291)
Mar-22	33,530	39,723	8,382
Quarterly			
QTD	(332)	(90,506)	(17,066)
1Q22	110,864	30,899	6,488
4Q21	28,128	44,270	8,986
3Q21	(443)	6,232	1,282
2Q21	(46,593)	(7,583)	(994)
YTD			
2021	110,533	(59,607)	(10,578)
2020	(48,578)	27,284	6,522
2020	(264,386)	5,908	310

Foreign net flow and SET movement



SET50 and its foreign ownership (excluding NVDR)



Foreign buy/sell activity monitor

Most foreign holding value change

	Fgn hid (%)	Δ Fgn (M.shares)	Buy* (Btmn)
TISCO	46.38	2.71	242
AOT	9.00	1.68	116
BH	24.25	0.61	108
MEGA	13.13	1.38	68
PTTGC	12.75	1.29	58
EGCO	30.27	0.28	48
COM7	6.59	1.42	45
PTTEP	16.17	0.29	45
BANPU	8.84	3.32	41
KTC	13.72	0.50	29

Top-5 NVDR net buy/sell

	Fgn hid (%)	Δ Fgn (M.shares)	Sell* (Btmn)
PTT	8.65	(20.50)	(682)
CPALL	33.04	(7.27)	(431)
IRPC	6.74	(26.19)	(83)
CRC	13.77	(2.03)	(69)
ESSO	71.16	(5.46)	(62)
SPRC	68.72	(4.73)	(57)
SCC	12.11	(0.13)	(49)
SCB	18.50	(0.46)	(47)
TU	26.86	(2.29)	(40)
TRUE	48.98	(7.26)	(34)

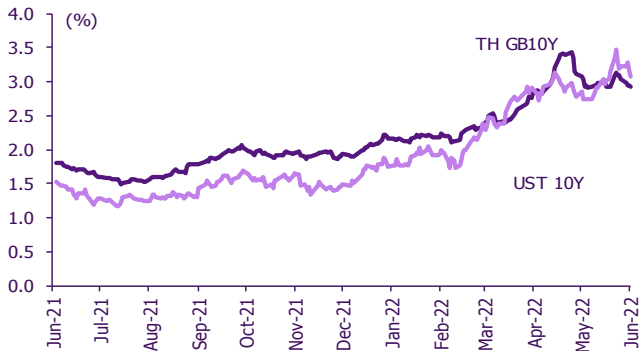
* SCBS Investment Research estimates

Multi-asset price update

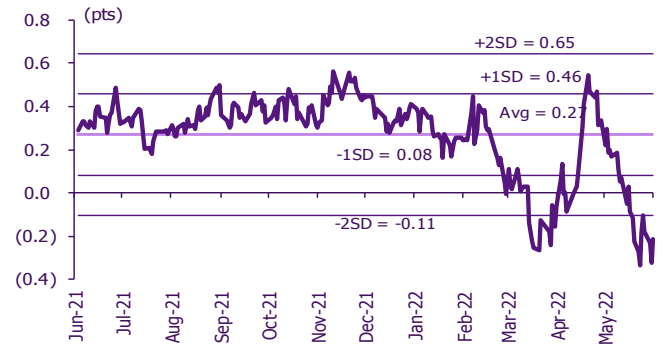
Key indicator update

	Close	23-Jun	WoW	MoM	YoY	YTD
Financial market condition						
VIX Index	28.95	0.00	(12.14)	(1.70)	77.39	68.12
Europe CDS (bps)	110.434	0.00	(0.36)	12.61	63.69	62.55
LIBOR OIS Spread (bps)	0.05593	(1.96)	(0.02)	(8.78)	0.19	(3.42)
TED Spread (bps)	0.6278	0.00	5.52	13.62	51.60	44.91
Exchange rate						
Dollar Index	104.40	0.21	0.58	2.59	13.74	9.13
USD/THB	35.50	0.35	1.41	4.13	11.56	6.94
EUR/USD	1.05	(0.43)	(0.27)	(1.96)	(11.77)	(7.43)
USD/JPY	134.91	(0.88)	2.07	6.35	21.59	17.24
Bond: (Change in basis points)						
TH Gov Bond 2Y	1.75%	0.00	(2.44)	18.10	122.96	109.16
TH Gov Bond 10Y	2.94%	0.00	(14.66)	(10.26)	109.26	104.59
US Gov Bond 2Y	3.02%	(5.40)	(13.73)	49.26	275.47	228.86
US Gov Bond 10Y	3.08%	(7.10)	(16.28)	31.29	159.45	156.61
Commodities						
CRB Index	614.47	0.00	(1.57)	(2.60)	11.08	6.25
Gold (US\$/oz)	1,821.80	(0.81)	(1.87)	(2.34)	2.47	(0.41)
Gross Refining Margin (US\$/bbl)	37.95	0.00	1.28	51.56	n.m.	521.11
Dubai Crude (US\$/bbl)	112.34	0.00	(2.61)	(4.82)	57.07	53.50
NYMEX Crude (US\$/bbl)	104.27	(1.81)	(11.33)	(5.01)	42.68	115.26
Baltic Dry Index (pts)	2,354.00	0.21	(4.39)	(27.64)	(25.20)	6.18

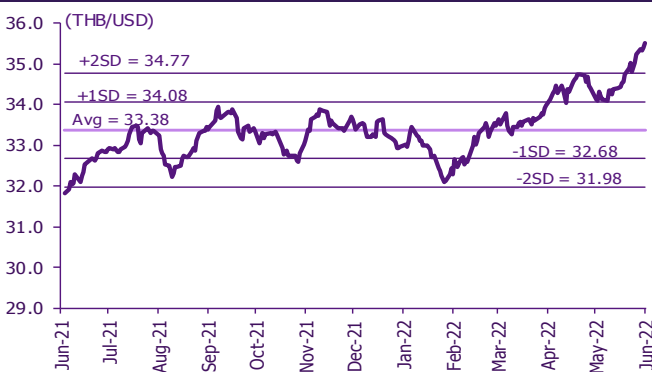
Thai and US 10-year government bond yield



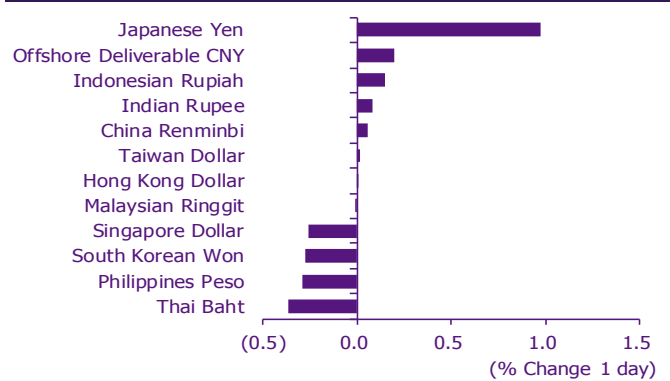
Thai and US 10-year government bond spread



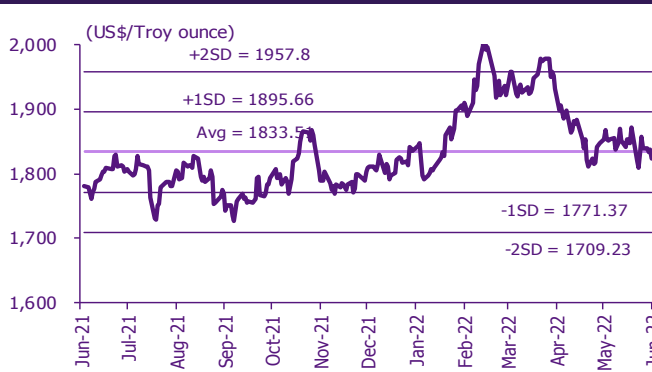
THB/USD exchange rate



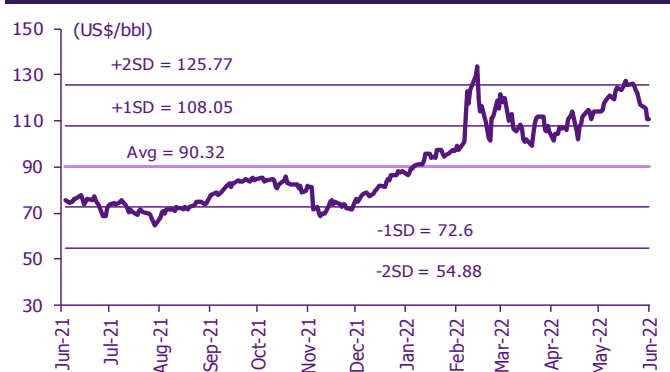
Regional foreign exchange rate spot return



Gold



Brent crude



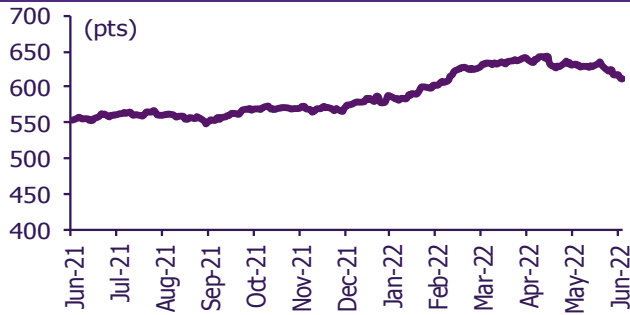
Commodities daily price update

	As of 23-Jun-22	-1W %	Avg. Price QTD in 2022	% QoQ	% YoY	Avg. Price in '21	% YoY	Avg. Price in '22	% YoY	Update
CRB Index	611.66	(2.1)	632.53	4.8	17.6	535.54	36.83	617.68	15.3	Daily
Energy Prices										
Crude Oil - Dubai (US\$/bbl)	105.88	(10.6)	108.62	12.2	63.5	68.86	63.18	102.54	48.9	Daily
Brent Crude (US\$/bbl)	110.41	(10.4)	112.56	13.1	64.0	70.52	66.54	105.83	50.1	Daily
West Texas Int. Cushing (US\$/bbl)	106.12	(8.0)	108.81	14.6	58.5	68.06	72.51	101.65	49.4	Daily
Crude Oil - Asia-Pacific Tapis Oil Spot (US\$/bbl)	115.85	(10.7)	118.34	13.6	72.4	71.82	61.89	111.02	54.6	Daily
Natural Gas Henry Hub (US\$/mmBTU)	6.21	(17.6)	7.70	68.7	188.5	3.13	30.17	6.08	94.4	Daily
Coal Price NEX (US\$/MT)	384.72	(4.3)	368.55	36.3	246.9	138.28	135.73	317.88	129.9	Friday
Oil Product Prices and Gross Refinery Margin										
Gas Oil 500 ppm Sulfur Singapore (US\$/bbl)	166.40	0.1	147.28	32.2	103.0	76.20	52.83	128.75	69.0	Daily
Gas Oil - Dubai (US\$/bbl)	60.52	26.4	38.66	166.1	533.9	7.34	(4.17)	26.21	256.9	Daily
Gasoline, 92 RON Spot (US\$/bbl)	149.79	1.0	136.52	22.6	85.5	76.66	75.97	122.85	60.3	Daily
Gasoline - Dubai (US\$/bbl)	43.91	46.9	27.91	111.7	290.5	7.80	472.22	20.31	160.5	Daily
Fuel Oil 180 Singapore Spot (US\$/bbl)	93.24	(7.3)	100.31	(9.9)	72.2	61.57	60.99	92.26	49.8	Daily
Fuel Oil - Dubai (US\$/bbl)	(12.64)	(29.2)	(8.31)	(31.5)	1.5	-7.29	84.36	(10.28)	41.1	Daily
Jet Kerosene - Spot Price (US\$/bbl)	157.19	(2.0)	141.44	30.6	102.4	73.98	60.45	124.35	68.1	Daily
Jet Kerosene - Dubai (US\$/bbl)	51.31	22.4	32.83	186.2	851.5	5.12	31.00	21.80	325.8	Daily
SG Dubai Hydrocracking Refinery Margin (US\$/bbl)	30.12	0.0	24.18	164.7	3,053.1	2.00	467.16	13.48	575.1	Daily
Olefins Product Prices and Spread										
Ethylene, FOB Japan Spot (US\$/MT)	1,030	(2.8)	1,176	(1.4)	16.2	1,010	39.56	1,144	13.3	Tuesday
Ethylene Spread (US\$/MT)	234	(15.7)	289	377.8	(28.7)	361	5.77	258	(28.4)	Daily
Propylene (Olefins), FOB Japan Spot (US\$/MT)	1,025	(0.5)	1,098	0.1	5.2	1,005	27.27	1,097	9.1	Tuesday
Propylene Spread (US\$/MT)	229	(7.5)	210	(1.2)	(51.8)	356	(12.55)	211	(40.7)	Daily
Naphtha - Singapore Spot FOB (US\$/MT)	797	1.7	887	0.4	46.1	649	69.72	885	36.5	Daily
Polyolefins Prices and Spread										
Polye HDPE SE Asia (US\$/MT)	1,230	0.0	1,340	30.0	(61.8)	1,179	33.19	1,315	11.6	Tuesday
HDPE-Naphtha Spread (US\$/MT)	434	(3.0)	453	310.8	(21.7)	530	5.43	430	(18.9)	Daily
Polye LDPE-Film, CFR SE Asia Spot (US\$/MT)	1,550	(1.3)	1,680	4.3	(48.1)	1,525	51.71	1,645	7.8	Tuesday
LDPE-Naphtha Spread (US\$/MT)	754	(4.3)	793	83.4	(13.9)	876	40.66	759	(13.4)	Daily
PP Film, Spot South East Asia (US\$/MT)	1,250	0.8	1,335	2.0	1.3	1,298	35.78	1,321	1.8	Tuesday
PP Spread (US\$/MT)	454	(0.8)	448	5.2	(37.0)	649	13.18	436	(32.9)	Daily
MEG Prices and Spread										
MEG, CFR South East Asia (US\$/MT)	645	(0.8)	647	(6.2)	0.1	679	(88.71)	669	(1.6)	Tuesday
MEG Spread (US\$/MT)	6	(188.9)	-83	9,727.0	(550.2)	53	120.79	-40	n.m.	Tuesday
Aromatics Product Prices and Spread										
Paraxylene, FOB USG Spot (US\$/MT)	2,020	6.6	1,509	31.3	64.8	894	56.10	1,323	(48.6)	Tuesday
Paraxylene Spread (US\$/MT)	1,129	25.5	595	78.9	69.2	310	342.73	459	48.0	Tuesday
Paraxylene - 92 RON Spread (US\$/MT)	742	17.8	344	63.8	19.6	241	362.24	275	59.8	Daily
Toluene, FOB Korea Spot (US\$/MT)	1,245	(4.6)	1,105	24.9	50.9	728	111.96	991	(47.2)	Tuesday
Benzene, CFR Japan Spot (US\$/MT)	1,315	(9.3)	1,255	15.0	29.6	931	87.66	1,171	(58.7)	Tuesday
Benzene Spread (US\$/MT)	634	(17.6)	475	58.8	11.1	352	117.03	384	9.3	Daily
Benzene - 92 RON Spread (US\$/MT)	37	(79.8)	91	(40.8)	(73.4)	277	122.54	123	(55.5)	Daily
Condensate (US\$/MT)	891	(10.4)	914	12.0	62.1	584	61.01	864	47.9	Daily
PTA Prices and Spread										
PTA, CFR South East Asia (US\$/MT)	1,025	(5.5)	988	16.2	41.0	705	48.18	917	29.9	Tuesday
PTA Spread (US\$/MT)	-328	77.8	-23	(129.1)	(126.9)	106	15.15	30	(71.5)	Tuesday
PVC Prices and Spread										
PVC, CFR South East Asia (US\$/MT)	1,350	2.3	1,403	0.6	(6.2)	1,445	63.60	1,398	(3.2)	Tuesday
Ethylene Spread (US\$/MT)	1,117	7.1	1,114	(4.4)	2.2	1,084	99.99	1,140	5.2	Tuesday
Ethylene Dichloride CFR Far East Asia (US\$/MT)	620	0.0	668	(21.0)	(5.0)	734	140.72	760	3.6	Tuesday
Metal										
Gold (US\$/Troy Ounce)	1,823	(0.6)	1,878	(0.0)	3.5	1,799	1.56	1,878	4.4	Daily
LME Copper 3 Month Rolling Forward (US\$/MT)	8,337	(9.5)	9,631	(3.5)	(0.6)	9,293	49.95	9,809	5.6	Daily
Silver Future (US\$/Troy Ounce)	21	(3.7)	23	(5.4)	(16.9)	25	n.a.	24	(5.4)	Daily
China Composite Steel Prices (CNY/MT)	4,720	(7.0)	5,269	1.1	(7.6)	5,473	35.91	5,240	(4.3)	Daily
Agriculture Prices										
Malaysian Crude Palm Oil Spot Price(MYR/MT)	5,046	(14.7)	6,658	8.3	58.3	4,443	59.82	6,395	43.9	Daily
SGX Ribbed Smoked Sheet 3 (RSS3) Futures (US\$/KG.)	198	(2.9)	213	1.1	(4.7)	209	18.21	211	1.3	Daily
Sugar #11 (US\$/LB)	18	(1.1)	19	6.0	26.9	16	29.55	19	15.8	Daily
Freight Rate										
Baltic Freight Index: BDIY	2,354	(1.4)	2,541	24.3	(8.3)	2,921	173.99	2,284	(21.8)	Daily
Baltic Supramax Index: BSI58	2,475	0.9	2,647	15.7	14.7	2,424	224.85	2,461	1.5	Daily

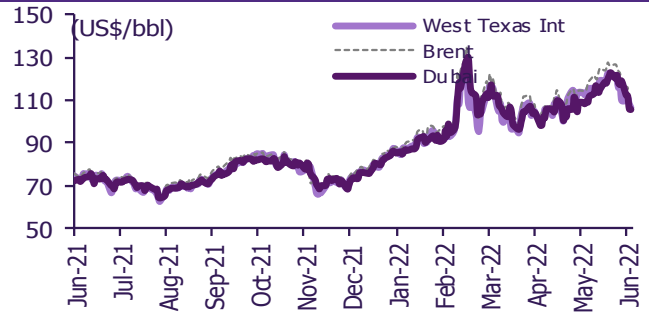
Source: Bloomberg Financial L.P., TQ Professional, BANPU, BOT, SCBS Investment Research

Commodities daily chart update

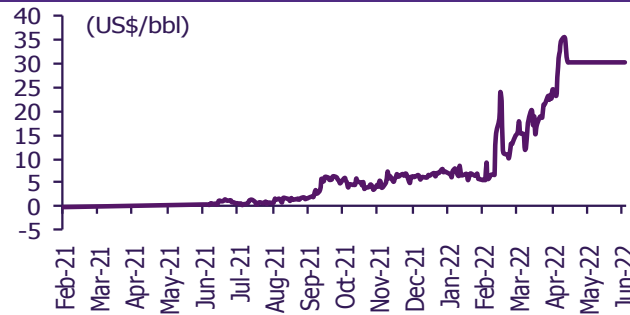
CRB US Spot All Commodities Price Index



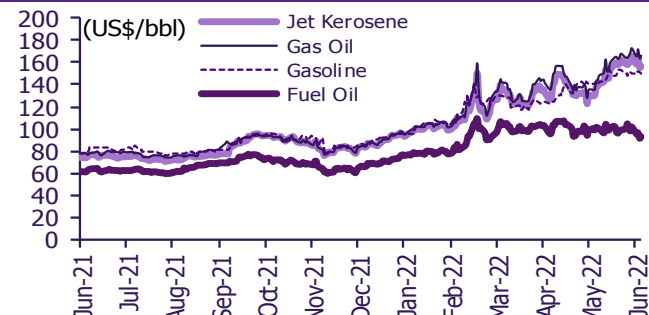
Crude prices



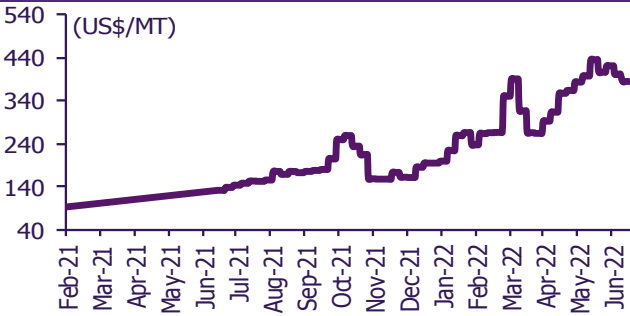
SG Dubai Hydrocracking Refinery Margin



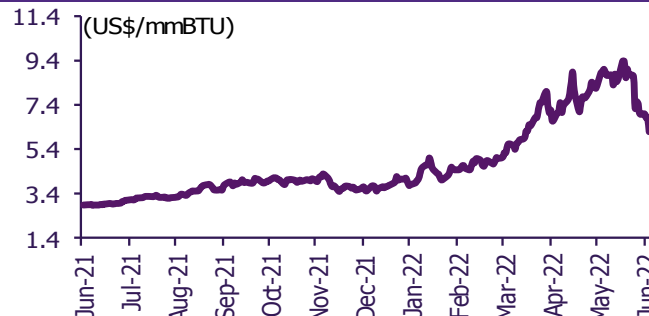
Oil product prices



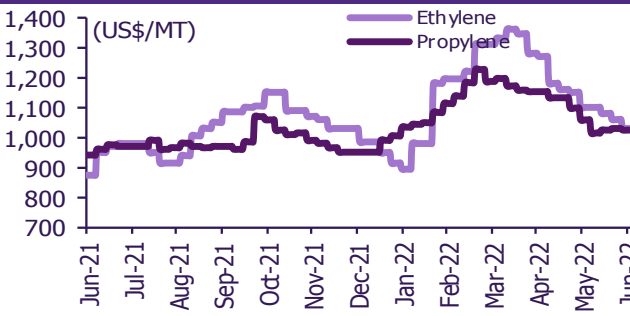
Coal price (NEX)



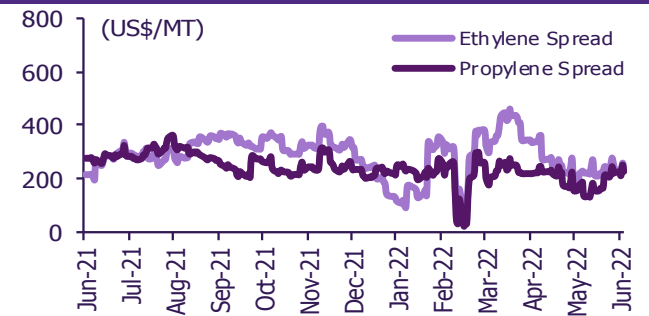
Natural gas prices (Henry hub)



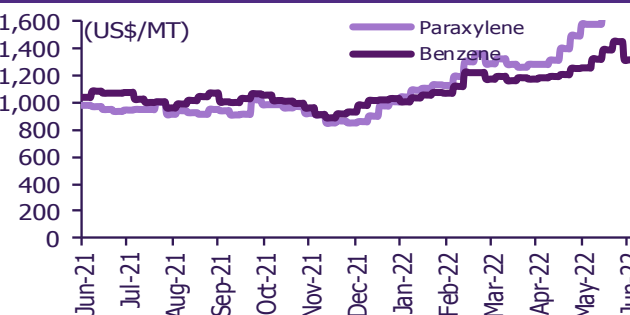
Olefins prices



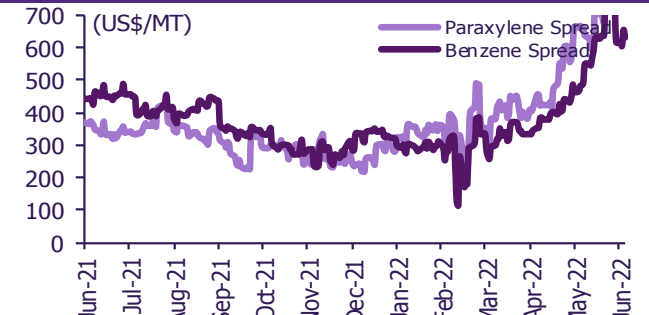
Olefins spreads



Aromatics prices

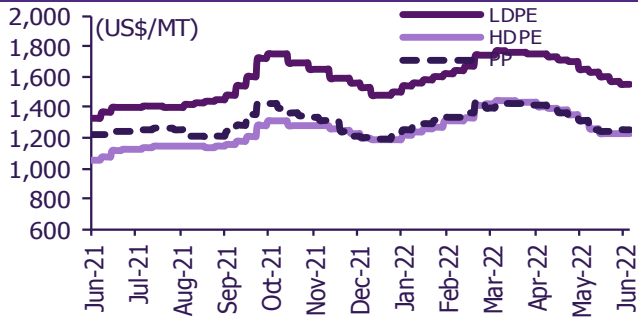


Aromatics spreads

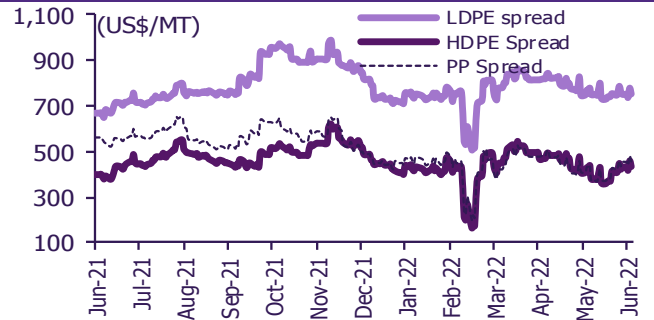


Commodities daily chart update

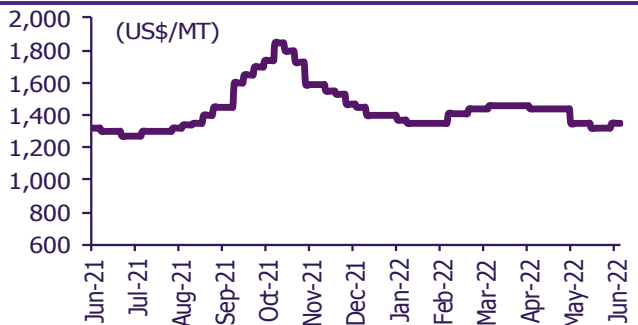
Polyolefins prices



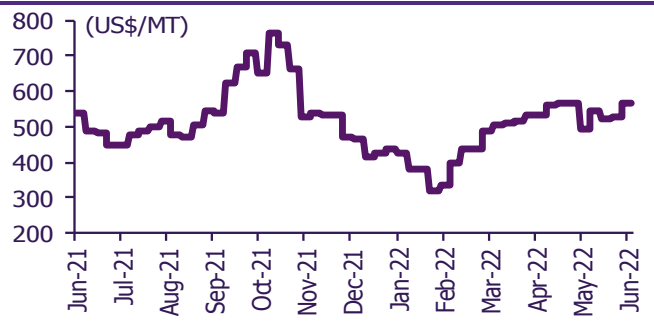
Polyolefins-Naphtha spreads



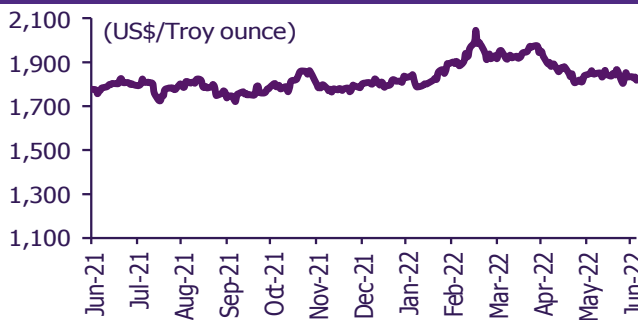
PVC price



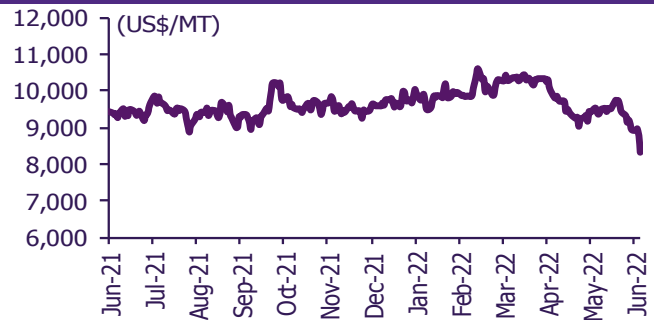
PVC spread



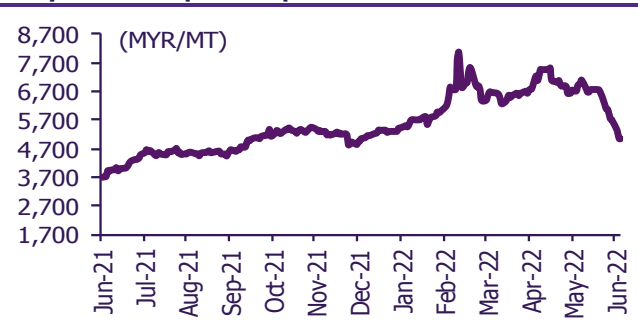
Gold price



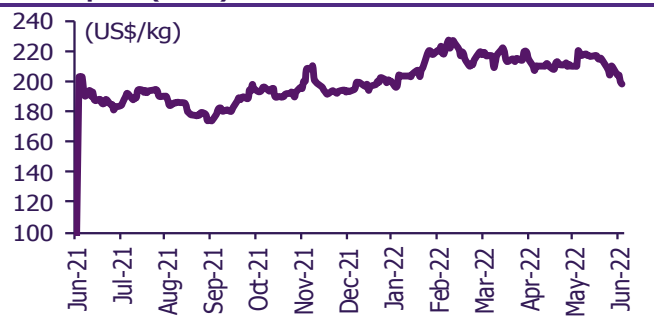
LME copper price



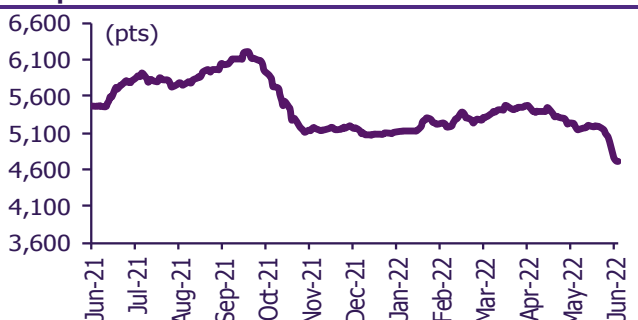
Malaysian crude palm oil price



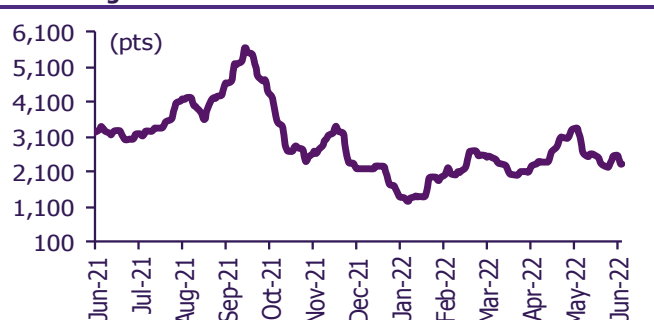
Rubber price (RSS3) futures



Steel price index



Baltic freight index



Source: Bloomberg Financial L.P., TQ Professional, BANPU, BOT, SCBS Investment Research

Short sales

	Volume (Shares)	Turnover (Bt)	Average price (Bt)	Last price 23-Jun-22	Gap between last close and short	Short sale volume comparing with main board
OR	3,085,300	79,446,475	25.75	25.75	0.00	34.05
RATCH-R	5,853,500	214,337,825	36.62	36.00	1.71	32.78
ASP	417,900	1,304,408	3.12	3.12	0.04	29.83
DCC	2,356,800	6,599,040	2.80	2.80	0.00	25.34
KTB-R	7,625,300	118,218,310	15.50	15.40	0.67	24.52
TTW	385,600	4,125,920	10.70	10.70	0.00	24.09
RCL-R	546,500	22,307,525	40.82	40.50	0.79	23.89
BRRGIF	5,000	26,000	5.20	5.20	0.00	23.81
AIT-R	492,100	2,927,995	5.95	5.95	0.00	23.36
BCH-R	2,828,600	51,734,400	18.29	18.30	(0.06)	23.24
TOP-R	3,702,500	186,065,450	50.25	50.25	0.01	22.76
CPF	3,606,500	93,769,000	26.00	26.25	(0.95)	21.76
S	238,500	457,920	1.92	1.90	1.05	21.57
ITD-R	976,800	1,768,626	1.81	1.80	0.59	21.56
BAY	66,200	2,118,850	32.01	31.75	0.81	20.81
PTTGC-R	1,407,100	62,930,225	44.72	44.75	(0.06)	20.64
JAS-R	19,117,700	65,860,542	3.45	3.40	1.32	20.54
TSTH	722,700	883,242	1.22	1.22	0.18	19.62
INTUCH-R	591,700	39,962,875	67.54	67.50	0.06	18.58
JR	146,100	1,024,755	7.01	7.00	0.20	18.22
IVL-R	2,550,100	123,504,500	48.43	48.25	0.38	17.72
GUNKUL	4,082,200	22,352,585	5.48	5.45	0.47	16.73
BEM	4,326,600	37,745,220	8.72	8.75	(0.30)	16.64
TRUE-R	11,909,000	56,339,036	4.73	4.72	0.23	16.60
KCE-R	904,700	54,408,300	60.14	60.50	(0.60)	16.06
STARK-R	1,426,100	6,172,682	4.33	4.30	0.66	15.90
IRPC-R	12,368,000	39,364,798	3.18	3.16	0.72	15.78
EA-R	939,800	77,524,375	82.49	82.25	0.29	15.64
TPIPL	974,000	1,462,387	1.50	1.50	0.09	15.63
XPG	1,648,500	2,796,563	1.70	1.70	(0.21)	15.63
STA-R	475,700	10,108,990	21.25	21.30	(0.23)	15.53
ROJNA	25,000	150,000	6.00	6.00	0.00	15.35
PLANB-R	2,112,300	14,330,555	6.78	6.85	(0.96)	15.22
JMT-R	1,589,800	116,974,850	73.58	74.00	(0.57)	15.07
BTS	2,746,500	22,995,290	8.37	8.40	(0.33)	14.76
SC	218,600	708,264	3.24	3.22	0.62	14.71
ITD	665,100	1,205,943	1.81	1.80	0.73	14.68
OSP-R	1,892,700	64,211,225	33.93	33.50	1.27	14.38
VIBHA	277,700	656,120	2.36	2.36	0.11	14.25
BAM-R	1,541,600	26,993,970	17.51	17.40	0.63	14.14
LOXLEY	48,700	111,642	2.29	2.30	(0.33)	14.11
AUCT	170,300	1,262,205	7.41	7.40	0.16	14.06
SGP	90,700	1,009,460	11.13	11.10	0.27	13.95
STEC-R	1,083,500	13,073,390	12.07	11.90	1.39	13.86
PTT-R	13,174,100	436,837,775	33.16	33.25	(0.27)	13.84
BDMS	6,292,700	155,588,070	24.73	24.70	0.10	13.84
HANA-R	691,400	27,514,650	39.80	39.75	0.11	13.80
SMT	343,400	1,443,654	4.20	4.16	1.06	13.66
LH	2,272,600	18,774,680	8.26	8.25	0.14	13.22
PSL-R	2,558,600	46,569,860	18.20	18.10	0.56	13.19
JMART-R	637,800	34,242,450	53.69	53.75	(0.11)	12.97
EPG-R	274,700	2,650,760	9.65	9.60	0.52	12.80
BGRIM-R	1,000,200	35,457,950	35.45	35.75	(0.84)	12.32
DOHOME	276,300	4,560,580	16.51	16.50	0.04	12.27
MICRO	89,600	515,055	5.75	5.80	(0.89)	12.21
BTS-R	2,261,800	18,894,795	8.35	8.40	(0.55)	12.15
AYUD	2,500	109,375	43.75	43.75	0.00	11.96
BEM-R	3,081,500	26,837,695	8.71	8.75	(0.47)	11.85
BJC	209,500	6,845,250	32.67	32.50	0.54	11.82
7UP	2,141,200	2,144,696	1.00	1.00	0.16	11.75
TTA	4,101,300	35,662,190	8.70	8.65	0.52	11.66
PTT	11,097,100	369,350,175	33.28	33.25	0.10	11.66
GLOBAL-R	664,900	12,322,230	18.53	18.50	0.18	11.63
S-R	127,800	244,999	1.92	1.90	0.90	11.56
EPG	245,700	2,371,005	9.65	9.60	0.52	11.45
STGT-R	958,600	16,075,250	16.77	17.00	(1.36)	11.40
KBANK-R	1,095,400	162,291,750	148.16	147.50	0.45	11.07
CRC-R	1,191,200	40,934,850	34.36	34.25	0.33	11.05
DTAC-R	321,700	14,684,775	45.65	45.25	0.88	10.94
PRM-R	195,600	1,076,255	5.50	5.55	(0.86)	10.83
CRC	1,165,100	39,936,525	34.28	34.25	0.08	10.81
AP-R	1,358,900	13,612,300	10.02	10.00	0.17	10.64
BH-R	227,300	40,046,600	176.18	176.00	0.10	10.57
GPSC	457,200	29,943,775	65.49	65.25	0.37	10.57
EP	19,400	93,896	4.84	4.80	0.83	10.55
PCSGH	2,800	14,700	5.25	5.25	0.00	10.41
HMPRO	2,636,000	34,284,580	13.01	13.00	0.05	10.37
KCE	577,900	34,780,575	60.18	60.50	(0.52)	10.26
ORI	242,700	2,427,000	10.00	10.00	0.00	10.18
CK	129,700	2,568,060	19.80	19.70	0.51	10.15
BANPU	20,643,300	258,872,970	12.54	12.40	1.13	10.13
PTTGC	688,800	30,828,900	44.76	44.75	0.02	10.10
GUNKUL-R	2,458,700	13,458,560	5.47	5.45	0.44	10.07
BLA-R	344,400	15,137,725	43.95	43.75	0.47	10.04
UNIQ	18,000	89,120	4.95	4.90	1.04	10.02
CKP	1,460,000	8,471,270	5.80	5.80	0.04	10.01
METCO	100	22,700	227.00	227.00	0.00	10.00
BLA	341,600	15,028,650	43.99	43.75	0.56	9.96
KTB	3,063,700	47,487,350	15.50	15.40	0.65	9.85
TIDLOR-R	1,381,200	40,471,025	29.30	29.25	0.18	9.85

	Volume (Shares)	Turnover (Bt)	Average price (Bt)	Last price 23-Jun-22	Gap between last close and short	Short sale volume comparing with main board
BCPG	1,477,000	15,889,750	10.76	10.60	1.49	9.85
BGRIM	797,400	28,307,700	35.50	35.75	(0.70)	9.82
GULF	1,127,600	52,784,225	46.81	46.75	0.13	9.75
AWC-R	1,875,400	9,166,206	4.89	4.90	(0.25)	9.54
MC	56,300	530,520	9.42	9.40	0.25	9.50
SENA	115,600	462,400	4.00	4.00	0.00	9.49
OR-R	844,900	21,756,175	25.75	25.75	0.00	9.32
TPIPL-R	577,200	869,537	1.51	1.50	0.43	9.26
IRPC	7,174,900	22,858,300	3.19	3.16	0.82	9.15
TVO	85,300	2,686,950	31.50	31.50	0.00	9.15
TTB	27,267,900	33,830,055	1.24	1.23	0.87	9.13
SUPEREIF	206,500	2,372,730	11.49	11.40	0.79	9.13
PSH	41,500	540,130	13.02	13.00	0.12	9.05
PTTEP-R	1,903,100	294,640,700	154.82	154.00	0.53	9.02
KBANK	889,100	131,745,950	148.18	147.50	0.46	8.99
THANI	897,400	3,681,776	4.10	4.08	0.56	8.98
PTL	48,800	1,117,520	22.90	22.90	1.33	8.95
PRM	161,300	892,575	5.53	5.55	(0.29)	8.93
SPALI-R	697,300	13,448,940	19.29	19.20	0.45	8.82
RATCH	1,564,900	57,890,900	36.99	36.00	2.76	8.76
SUPER	13,513,600	10,270,336	0.76	0.75	1.33	8.71
PSL	1,666,700	30,813,790	18.49	18.10	2.14	8.59
GPSC-R	371,400	24,307,400	65.45	65.25	0.30	8.59
NOBLE	99,100	463,912	4.68	4.68	0.03	8.58
AWC	1,667,000	8,147,766	4.89	4.90	(0.25)	8.48
PTG-R	658,300	9,117,270	13.85	13.80	0.36	8.47
CPALL	928,600	55,120,900	59.36	59.25	0.18	8.44
ASP-R	117,500	366,094	3.12	3.12	(0.14)	8.39
SPRC-R	2,231,200	26,673,790	11.95	12.00	(0.38)	8.20
DTAC	240,700	10,997,050	45.69	45.25	0.97	8.19
TRUE	5,860,900	27,784,230	4.74	4.72	0.44	8.17
BLAND	654,700	664,644	1.02	1.02	(0.47)	8.09
AH	38,500	837,710	21.76	21.60	0.73	8.08
NER	504,500	3,070,125	6.09	6.05	0.59	8.06
CENTEL-R	169,800	7,408,475	43.63	43.25	0.88	8.01
EGATIF	117,200	943,460	8.05	8.05	0.00	7.90
INTUCH	250,700	16,984,600	67.75	67.50	0.37	7.87
DITTO-R	135,400	7,177,975	53.01	52.50	0.98	7.82
MTC-R	841,900	36,410,925	43.25	43.50	(0.58)	7.77
UV	20,600	58,916	2.86	2.82	1.42	7.72
GULF-R	888,700	41,667,850	46.89	46.75	0.29	7.68
SCC	111,000	40,481,400	364.70	366.00	(0.36)	7.63
TCAP	168,000	6,435,250	38.31	38.25	0.14	7.61
DOHOME-R	169,900	2,802,300	16.49	16.50	(0.04)	7.55
BCPG-R	1,115,800	11,870,160	10.64	10.60	0.36	7.44
SCGP-R	574,300	30,900,250	53.81	53.75	0.10	7.41
JWD	92,900	1,272,730	13.70	13.70	0.00	7.36
STEC	573,000	6,933,300	12.10	11.90	1.68	7.33
WHAUP	169,400	660,660	3.90	3.88	0.52	7.30
ADVANC-R	629,700	124,529,750	197.76	197.00	0.39	7.23
SAK	204,300	1,564,495	7.66	7.60	0.76	7.19
COM7-R	911,700	29,017,425	31.83	32.00	(0.54)	7.13
STGT	597,600	10,040,370	16.80	17.00	(1.17)	7.11
SAWAD-R	941,800	46,286,925	49.15	49.50	(0.71)	7.05
CENTEL	148,900	6,497,475	43.64	43.25	0.89	7.03
QH	853,700	1,826,918	2.14	2.14	0.00	6.91
JMT	728,200	53,571,025	73.57	74.00	(0.59)	6.90
BEAUTY-R	333,700	428,840	1.29	1.29	(0.38)	6.88
TPIPP	216,400	777,230	3.59	3.58	0.33	6.88
OSP	900,500	30,609,800	33.99	33.50	1.47	6.84
BAM	738,700	12,943,990	17.52	17.40	0.70	6.78
TASCO	157,000	2,610,580	16.63	16.60	0.17	6.76
SGP-R	43,700	485,070	11.10	11.10	0.00	6.72
TU	1,541,600	26,905,140	17.45	17.50	(0.27)	6.57
CPN-R	496,400	29,782,150	60.00	60.00	(0.01)	6.56
KKP	319,200	20,008,050	62.68	62.50	0.29	6.55
PLANB	908,200	6,141,635	6.76	6.85	(1.28)	6.54
HMPRO-R	1,659,200	21,583,870	13.01	13.00	0.07	6.53
SIRI-R	826,700	834,313	1.01	1.01	(0.08)	6.50
TTA-R	2,277,200	20,016,625	8.79	8.65	1.62	6.48
GLOBAL	370,100	6,856,460	18.53	18.50	0.14	6.47
TCAP-R	142,300	5,441,400	38.24	38.25	(0.03)	6.45
MINT	741,500	25,305,100	34.13	33.75	1.12	6.45
DELTA-R	67,400	20,826,900	309.00	313.00	(1.28)	6.31
MAJOR	434,800	9,392,300	21.60	21.80	(0.91)	6.28
SCC-R	91,300	33,303,200	364.77	366.00	(0.34)	6.28
TOA	62,000	1,698,625	27.40	27.50	(0.37)	6.27
AOT	1,894,200	131,711,150	69.53	69.00	0.77	6.12
PTTEP	1,288,300	199,112,400	154.55	154.00	0.36	6.11
AP	779,000	7,787,565	10.00	10.00	(0.03)	6.10
TKN-R	7,400	54,745	7.40	7.30	1.34	6.05
SSP	64,900	604,300	9.31	9.25	0.66	5.97
SUPER-R	9,155,800	6,958,408	0.76	0.75	1.33	5.90

Source: SET, SCBS Investment Research

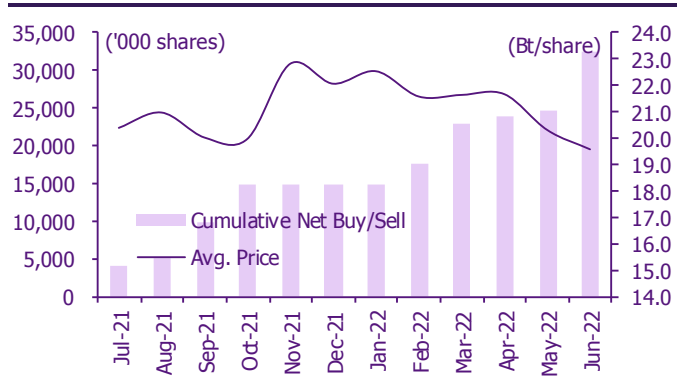
Director trade

1. Director trade as reported on June 23, 2022.

Company	Name of Director	Product	Transaction date	Amount (Shares)	Average Price (Bt)	Amount (Bt)	Buy/Sell
ALL	Mr. CHATRI SIRIPANICHKORN	Common Share	22-06-22	200,000	1.05	210,000	Sale
ALL	Mr. CHATRI SIRIPANICHKORN	Common Share	22-06-22	200,000	1.13	226,000	Sale
CPI	Mr. KITTI CHATLEKHAVANICH	Common Share	22-06-22	50,000	5.40	270,000	Sale
DMT	Mr. SOMBAT PANICHEWA	Common Share	22-06-22	25,000	10.50	262,500	Purchase
FTI	Mr. TAVEESAK FOONGKIATCHAROEN	Common Share	07-06-22	200,000	3.44	688,000	Sale
MBAX	Mr. PISUTH LERTVILAI	Common Share	22-06-22	125,700	5.31	667,467	Purchase
NCAP	Miss KRUAKEAO YERABUT	Common Share	22-06-22	80,000	5.35	428,000	Sale
PG	Mr. PIRANART CHOKWATANA	Common Share	22-06-22	1,000	7.00	7,000	Purchase
RPH	Mr. VALLOP LAOPAIBOON	Common Share	23-06-22	10,000	6.40	64,000	Purchase
SABUY	Mr. SARAN SUPAKSARAN	Common Share	22-06-22	85,000	19.47	1,654,950	Purchase
SABUY	Mr. SARAN SUPAKSARAN	Common Share	23-06-22	10,000	18.25	182,500	Purchase
SMIT	Mr. THANA SENAVATTANAGUL	Common Share	21-06-22	118,200	4.89	577,998	Purchase
SMIT	Mr. THANA SENAVATTANAGUL	Common Share	22-06-22	10,000	4.84	48,400	Purchase
SAPPE	Mr. WORAPONG KIETDUMRONGWONG	Common Share	21-06-22	30,000	35.00	1,050,000	Sale
SA	Mr. SUPHON CHONGCHINTARAKSA	Common Share	23-06-22	20,300	8.85	179,655	Sale
STA	Mr. KITICHAJ SINCHAROENKUL	Common Share	22-06-22	10,000	21.20	212,000	Purchase
SPALI	Mr. PRATEEP TANGMATITHAM	Common Share	22-06-22	350,000	19.16	6,706,000	Purchase
SPALI	Mrs. AJCHARA TANGMATITHAM	Common Share	22-06-22	350,000	19.16	6,706,000	Purchase
SYNEX	Mrs. CHANANYARAK PHETCHARAT	Common Share	22-06-22	50,000	18.00	900,000	Purchase
TM	Miss PRAE CHANLONGBUTRA	Warrant	22-06-22	1,155,000	0.82	947,100	Sale
TRUBB	Mr. VORATHEP WONGSASUTHIKUL	Warrant	22-06-22	200,000	0.35	70,000	Sale
TSTE	Mr. PHALLOP HAEMATAKSIN	Common Share	10-06-22	7,700	7.15	55,055	Sale
TSTE	Mr. PHALLOP HAEMATAKSIN	Common Share	14-06-22	500	7.30	3,650	Sale
TSTE	Mr. PHALLOP HAEMATAKSIN	Common Share	17-06-22	3,700	7.14	26,418	Sale
TSR	Mr. EKARAT CHANGYOO	Common Share	22-06-22	150,000	4.48	672,000	Purchase
TVD	Miss LA-ORSRI MATURANONT	Common Share	06-06-22	200,000	1.53	306,000	Purchase
TVD	Mr. SONGPOL SHANMATKIT	Common Share	06-06-22	200,000	1.53	306,000	Purchase
WFX	Miss CHALONGKWAN WONGSASUTHIKUL	Common Share	22-06-22	200,000	7.30	1,460,000	Sale
					Total	Purchase	19,272,815
						Sale	5,613,878
						Net	13,658,937

2. 12-month cumulative net buy/sell for SCBS-covered stocks with activity as of last close

SPALI



Corporate calendar

June				
Monday	Tuesday	Wednesday	Thursday	Friday
20	21	22	23	24
New warrant COLOR-W2 Share listing GEL 1,641,439,246 Shares KOOL 1,272,271,703 Shares	New warrant J-W2 J-W3 Share listing GCAP 4,025,764 Shares GRAND 50,505,050 Shares TNDT 3,041,362 Shares	PD HPF Bt0.108 MJLF Bt0.145 M-STOR Bt0.1 WHABT Bt0.166 Share listing AAV 142,857,142 Shares DOD 1 Shares MBK 4,516,734 Shares NCAP 450,000,000 Shares	New warrant MIDA-W3 ML-W3 XD TTT Bt0.5 PD LHPF Bt0.05 M-II Bt0.148 MIT Bt0.175 Delisted PE Share listing GCAP 4,115,226 Shares GRAND 151,515,151 Shares PRG 4,025 Shares	PD MNIT Bt0.013 MNIT 2 Bt0.045 MNRF Bt0.013 TIPH Bt1.3 WHAIR Bt0.1556 Share listing J 13,679,796 Shares RATCH 724,999,985 Shares
27	28	29	30	
	XW CWT 1 : 600	XW META 21 : 5		

July				
Monday	Tuesday	Wednesday	Thursday	Friday
				1
				XW ALPHAX 10 : 1
4	5	6	7	8
XD LHSC Bt0.12 QHPF Bt0.11			XR GSC 1 : 1 @Bt3.06 XW GSC 2 : 1	
11	12	13	14	15
XD STANLY Bt8.5 XW ECL 3 : 1		Asamha Bucha Day	XE 7UP-W4 1 : 1 @Bt2.25	
18	19	20	21	22
		PD AEONT'S Bt2.65 LHSC Bt0.12 QHPF Bt0.11		
25	26	27	28	29
	XD VGI Bt0.02	PD STANLY Bt8.5	H.M. King Maha Vajiralongkorn Phra Vajiraklaochaoyuhua's Birthday	Additional special holiday

XD - Cash Dividend
XD(ST) - Stock Dividend

PD - Payment Date
XR - Rights for Common

XW - Rights for Warrant
XT - Rights for Transferable Subscription Right

XE - Warrant Exercise
CW - Capital write-down

SP - Suspension

Disclaimer

The information in this report has been obtained from sources believed to be reliable. However, its accuracy or completeness is not guaranteed. Any opinions expressed herein reflect our judgment at this date and are subject to change without notice. This report is for information only. It is not to be construed as an offer, or solicitation of an offer to sell or buy any securities. We accept no liability for any loss arising from the use of this document. We or our associates may have an interest in the companies mentioned therein.

SCB Securities Company Limited ("SCBS") is a wholly-owned subsidiary of The Siam Commercial Bank Public Company Limited ("SCB"). Any information related to SCB is for sector comparison purposes.

This document is prepared by SCB Securities Company Limited ("SCBS") which is wholly-owned by the Siam Commercial Bank Public Company Limited ("SCB"). SCB acts as financial advisor of the SCG Chemicals Public Company Limited (SCGC). Any opinions, news, research, analyses, prices, statements, forecasts, projections and/or other information contained in this document (the "Information") is provided as general information purposes only and shall not be construed as individualized recommendation of an offer to buy or sell or the solicitation of an offer to buy or sell any securities. SCBS and/or its directors, officers and employees shall not be liable for any direct, indirect, incidental, special or consequential loss or damage, resulting from the use of or reliance on the Information, including without limitation to, damages for loss of profits. The investors shall use the Information in association with other information and opinion, including their own judgment in making investment decision. The Information is obtained from sources believed to be reliable, and SCBS cannot guarantee the accuracy, completeness and/or correctness of the Information.

This document is prepared by SCB Securities Company Limited ("SCBS") which is wholly-owned by The Siam Commercial Bank Public Company Limited ("SCB"). SCB may be appointed to act as financial advisor in relation to transactions to be carried out by Thai Oil Company Limited. Any opinions, news, research, analyses, prices, statements, forecasts, projections and/or other information contained in this document (the "Information") is provided as general information purposes only and shall not be construed as individualized recommendation of an offer to buy or sell or the solicitation of an offer to buy or sell any securities. SCBS and/or its directors, officers and employees shall not be liable for any direct, indirect, incidental, special or consequential loss or damage, resulting from the use of or reliance on the Information, including without limitation to, damages for loss of profits. The investors shall use the Information in association with other information and opinion, including their own judgment in making investment decision. The Information is obtained from sources believed to be reliable, and SCBS cannot guarantee the accuracy, completeness and/or correctness of the Information.

This document is prepared by SCB Securities Company Limited ("SCBS") which is wholly-owned by The Siam Commercial Bank Public Company Limited ("SCB"). SCB has acted as Financial Advisor, Lead Arranger of Global Power Synergy Public Company Limited. Any opinions, news, research, analyses, prices, statements, forecasts, projections and/or other information contained in this document (the "Information") is provided as general information purposes only, and shall not be construed as individualized recommendation of an offer to buy or sell or the solicitation of an offer to buy or sell any securities. SCBS and/or its directors, officers and employees shall not be liable for any direct, indirect, incidental, special or consequential loss or damage, resulting from the use of or reliance on the Information, including without limitation to, damages for loss of profits. The investors shall use the Information in association with other information and opinion, including their own judgment in making investment decision. The Information is obtained from sources believed to be reliable, and SCBS cannot guarantee the accuracy, completeness and/or correctness of the Information.

This document is prepared by SCB Securities Company Limited ("SCBS") which is wholly-owned by The Siam Commercial Bank Public Company Limited ("SCB"). SCB Asset Management Company Limited ("SCBAM") which is wholly-owned by The Siam Commercial Bank Public Company Limited ("SCB"). SCB has acted as Financial Advisor of Digital Telecommunications Infrastructure Fund. SCBAM has acted as Fund Manager of Digital Telecommunications Infrastructure Fund. Any opinions, news, research, analyses, prices, statements, forecasts, projections and/or other information contained in this document (the "Information") is provided as general information purposes only, and shall not be construed as individualized recommendation of an offer to buy or sell or the solicitation of an offer to buy or sell any securities. SCBS and/or its directors, officers and employees shall not be liable for any direct, indirect, incidental, special or consequential loss or damage, resulting from the use of or reliance on the Information, including without limitation to, damages for loss of profits. The investors shall use the Information in association with other information and opinion, including their own judgment in making investment decision. The Information is obtained from sources believed to be reliable, and SCBS cannot guarantee the accuracy, completeness and/or correctness of the Information.

SCBS reserves the right to modify the Information from time to time without notice and in its sole discretion. This document is delivered to intended recipient(s) only and is not permitted to reproduce, retransmit, disseminate, sell, distribute, republish, circulate or commercially exploit the Information in any manner without the prior written consent of SCBS.

Futures and Options trading carry a high level of risk with the potential for substantial losses, and are not suitable for all persons. Before deciding to trade Futures and Options, you should carefully consider your financial position, investment objectives, level of experience, and risk appetite if Futures and Options trading are appropriate. The possibility exists that you could sustain a loss of some or all of your initial investment. You should be aware of all the risks associated with Futures and Options trading, and you are advised to rely on your own judgment while making investment decision and/or should seek advice from professional investment advisor if you have any doubts.

This document is delivered to intended recipient(s) only and is not permitted to reproduce, retransmit, disseminate, sell, distribute, republish, circulate or commercially exploit the Information in any manner without the prior written consent of SCBS.

Copyright©2012 SCB Securities Company Limited. All rights reserved.

CG Rating 2021 Companies with CG Rating

Companies with Excellent CG Scoring

AAV, ADVANC, AF, AH, AIRA, AKP, AKR, ALT, AMA, AMATA, AMATAV, ANAN, AOT, AP, ARIP, ARROW, ASP, AUCTION, AWC, AYUD, BAFS, BANPU, BAY, BBL, BCP, BCPG, BDMS, BEM, BGC, BGRIM, BIZ, BKI, BOL, BPP, BRR, BTS, BTW, BWG, CENTEL, CFRESH, CHEWA, CHO, CIMBT, CK, CKP, CM, CNT, COM7, COMAN, COTTO, CPALL, CPF, CPI, CPN, CRC, CSS, DDD, DELTA, DEMCO, DRT, DTAC, DUSIT, EA, EASTW, ECF, ECL, EE, EGCO, EPG, ETC, FPI, FPT, FSMART, GBX, GC, GCAP, GFPT, GGC*, GLAND, GLOBAL, GPI, GPSC, GRAMMY, GULF, GUNKUL, HANA, HARN, HMPRO, ICC, ICHI, III, ILINK, ILM, INTUCH, IP, IRPC, ITTEL, IVL, JSP, JWD, K, KBANK, KCE, KKP, KSL, KTB, KTC, LALIN, LANNA, LH, LHFG, LIT, LPN, MACO, MAJOR, MAKRO, MALEE, MBK, MBKET, MC, MCOT, METCO, MFEC, MINT, MONO, MOONG, MSC, MTC, MVP, NCL, NEP, NER, NKI, NOBLE, NSI, NVD, NWR, NYT, OISHI, OR, ORI, OSP, OTO, PACE, PACO, PAF, PCSGH, PDG, PDJ, PG, PHOL*, PLANB, PLANET, PLAT, PORT, PPS, PR9, PREB, PRG, PRM, PROS, PSH, PSL, PTG, PTT, PTTEP, PTTGC, PYLON, Q-CON, QH, QTC, RATCH, RS, S, S & J, SAAM, SABINA, SAMART, SAMTEL, SAT, SC, SCB, SCC, SCCC, SCG, SCGP, SCM, SDC, SEAFCO, SEAOL, SE-ED, SELIC, SENA, SHR, SIRI, SIS, SITHAI, SMK, SMPK, SNC, SONIC, SPALI, SPI, SPRC, SPVI, SSSC, SST, STA, STEC*, STI, SUN, SUSCO, SUTHA, SVI*, SYMC, SYNTEC, TACC, TASC, TCAP, TEAMG, TFMAMA, TGH, THANA, THANI, THCOM, THG, THIP, THRE, THREL, TIP*, TIPCO, TISCO, TK, TKT, TMT, TNDT, TNITY, TOA, TOP, TPBI, TQM, TRC, TRU, TRUE, TSC, TSR, TSTE, TSTH, TTA, TTB, TTCL, TTW, TU, TVD, TVI, TVO, TWPC, U, UAC, UBIS, UV, VGI, VIH, WACOAL, WAVE, WHA, WHAUP, WICE, WINNER, ZEN

Companies with Very Good CG Scoring

2S, 7UP, ABICO, ABM, ACE, ACG, ADB, AEONTS, AGE, AHC, AIT, ALL, ALLA, ALUCON, AMANAH, AMARIN, APCO, APCS, APURE, AQUA, ASEFA, ASIAN, ASK, ATP30, BA, BC, BEC, BFIT, BJCHI, BR, CBG, CGH, CHAYO, CHOTI, CI, CMC, CPL, CRD, CSP, DCC, ASAP, ASIA, ASIMAR, ASN, B, BAM, BCH, BEYOND, BJC, BLA, BROOK, CEN, CHARAN, CHG, CHOW, CIG, COLOR, CPW, CSC, CWT, DCON, DHOUSE, DOD, DOHOME, DV8, EASON, EFORL, ERW, ESSO, ESTAR, ETE, FE, FLOYD, FN, FNS, FORTH, FSS, FTE, FVC, GEL, GENCO, GJS, GYT, HPT, HMT, HTC, HYDRO, ICN, IFS, IMH, IND, INET, INSET, INSURE, IRC, IRCP, IT, ITD*, J, JAS, JCK, JCKH, JMART, JMT, KBS, KCAR, KEX, KGI, KIAT*, KISS, KOOL, KTIS, KUMWEL, KUN, KWC, KWM, L&E, LDC, LEO, LHK, LOXLEY, LRH, LST, M, MATCH, MBAX, MEGA, META, MFC*, MGT, MICRO, MILL, MITSIB, MK, MODERN, MTI, NBC, NCAP, NCH, NETBAY, NEX, NINE, NRF, NTV, OCC, OGC, PATO, PB, PICO, PIMO, PJW, PL, PM, PMTA, PPP, PPPM, PRIME, PRIN, PRINC, PSTC, PT, QLT, RBF, RCL, RICHY, RML, ROJNA, RPC, RT, RWI, S11, SA, SAK, SALEE, SAMCO, SANKO, SAPPE, SAWAD, SCI, SCN, SCP, SE, SFLEX, SFP, SFT, SGF, SIAM, SINGER, SKE, SKN, SKR, SKY, SLP, SMIT, SMT, SNP, SO, SORKON, SPA, SPC, SPCG, SR, SRICHA, SSC, SSF, STANLY, STGT, STOWER*, STPI, SUC, SWC, SYNEX, T, TAE, TAKUNI, TBSP, TCC, TCMC, TEAM, TFG, TFI, TIGER, TITLE, TKN, TKS, TM, TMC, TMD, TMI, TMILL, TNL, TNP, TOG, TPA, TPAC, TPCS, TPS, TRITN, TRT, TSE, TVT, TWP, UEC, UMI, UOBKH, UP, UPF, UPOIC, UTP, VCOM, VL, VNT, VPO, VRANDA, WGE, WIJK, WP, XO, XPG, YUASA

Companies with Good CG Scoring

A, AI, AIE, AJ, AMC, APP, AQ, ARIN, AS, AU, B52, BEAUTY, BGT, BH, BIG, BLAND, BM, BROCK, BSBM, BSM, BYD*, CCP, CITY, CMO, CPT, CSR, EKH, EP, FMT, GLOCON*, GSC, HTECH, IHL, INGRS, JAK, JTS, KASET, KK, KWG, LEE, BTNC, CAZ, CGD, CMAN, CMR, CRANE, D, EMC, F&D, GIFT, GREEN, GTB, HUMAN, IIG, INOX, JR, JUBILE, KCM, KKC, KYE, LPH, MATI, M-CHAI, MCS, MDX, MJD, MORE, MUD, NC, NDR, NFC, NNCL, NOVA, NPK, NUSA, OCEAN, PAF, PF, PK, PLE, PPM, PRAKIT, PRAPAT, PRECHA, PTL, RCI*, RJH, RP, RPH, RSP, SABUY, SF, SGP, SICT, SIMAT, SISB, SK, SMART, SOLAR, SPACK, SPG, SQ, SSP, STARK, STC, SUPER, SVOA, TC, TCCC, THMUI, TNH, TNR, TOPP, TPCH, TPIPL, TPIPP, TPLAS, TPOLY, TQR, TTI, TYCN, UKEM, UMS, UNIQ, UPA, UREKA, VIBHA, W, WIN, WORK, WPH, YGG, ZIGA

Corporate Governance Report

The material contained in this publication is for general information only and is not intended as advice on any of the matters discussed herein. Readers and others should perform their own independent analysis as to the accuracy or completeness or legality of such information. The Thai Institute of Directors, its officers, the authors and editor make no representation or warranty as to the accuracy, completeness or legality of any of the information contained herein. By accepting this document, each recipient agrees that the Thai Institute of Directors Association, its officers, the authors and editor shall not have any liability for any information contained in, or for any omission from, this publication.

The survey result is as of the date appearing in the Corporate Governance Report of Thai Listed Companies. As a result, the survey result may be changed after that date. SCB Securities Company Limited does not conform nor certify the accuracy of such survey result.

To recognize well performers, the list of companies attaining "Good", "Very Good" and "Excellent" levels of recognition

(Not including listed companies qualified in the "no announcement of the results" clause from 1 January 2020 to 26 October 2021) is publicized.

¹ TIP was voluntarily delisted from the Stock Exchange of Thailand effectively on July 24, 2021

² RCI was voluntarily delisted from the Stock Exchange of Thailand, effectively on July 16, 2021

* บริษัทหรือกรรมการหรือผู้บริหารของบริษัทที่มีข่าวด้านกฏการกีดกันผู้ถือหุ้น เช่น การกระทำความผิดเกี่ยวกับหลักทรัพย์ การทุจริต คอรัปชั่น เป็นต้น ซึ่งการใช้ข้อมูล CGR ควรตระหนักถึงข้อจำกัดดังกล่าวประกอบด้วย

Anti-corruption Progress Indicator

Certified (ได้รับการรับรอง)

2S, 7UP, ADVANC, AF, AI, AIE, AIRA, AKP, AMA, AMANAH, AMATA, AMATAV, AP, APCS, AQUA, ARROW, AS, ASIAN, ASK, ASP, AWC, AYUD, B, BAFS, BAM, BANPU, BAY, BBL, BCH, BCP, BCPG, BEB, BEYOND, BGC, BGRIM, BKI, BLA, BPP, BROOK, BRR, BSBM, BTS, BWG, CEN, CENTEL, CFRESH, CGH, CHEWA, CHOTI, CHOW, CIG, CIMBT, CM, CMC, COM7, COTTO, CPALL, CPF, CPI, CPN, CSC, DCC, DELTA, DEMCO, DIMET, DRT, DTAC, DUSIT, EA, EASTW, ECL, EGCO, EP, EPG, ERW, ESTAR, ETE, FE, FNS, FPI, FPT, FSMART, FSS, FTE, GBX, GC, GCAP, GEL, GFPT, GGC, GJS, GPI, GPSC, GSTEEL, GULF, GUNKUL, HANA, HARN, HEMP, HENG, HMPRO, HTC, ICC, ICHI, IFS, ILINK, INET, INSURE, INTUCH, IRC, IRPC, ITTEL, IVL, JKN, JR, K, KASET, KBANK, KBS, KCAR, KCE, KGI, KKP, KSL, KTB, KTC, KWI, L&E, LANNA, LH, LHFG, LHK, LPN, LRH, M, MAKRO, MALEE, MATCH, MBAX, MBK, MC, MCOT, META, MFC, MFE, MILL, MINT, MONO, MOONG, MSC, MST, MTC, MTI, NATION, NBC, NEP, NINE, NKI, NOBLE, NOK, NSI, NWR, OCC, OGI, ORI, PAP, PATO, PB, PCSGH, PDG, PDJ, PG, PHOL, PK, PL, PLANB, PLANET, PLAT, PM, PPT, PPPM, PPS, PR9, PREB, PRG, PRINC, PRM, PROS, PSH, PSL, PSTC, PT, PTG, PTT, PTTEP, PTTGC, PYLON, Q-CON, QH, QLT, QTC, RATCH, RML, RWI, S & J, SAAM, SABINA, SAPPE, SAT, SC, SCB, SCC, SCCC, SCG, SCGP, SCM, SCN, SEAOL, SE-ED, SELIC, SENA, SGP, SINGER, SIRI, SITHAI, SKR, SMIT, SMC, SMPK, SNC, SNP, SORKON, SPACK, SPALI, SPC, SPI, SPRC, SRICHA, SSF, SSP, SSSC, SST, STA, STOWER, SUSCO, SVI, SYMC, SYNTEC, TAE, TAKUNI, TASC, TCAP, TCMC, TFG, TFI, TFMAMA, TGH, THANI, THCOM, THIP, THRE, THREL, TIDLOR, TIPCO, TISCO, TKS, TKT, TMILL, TMT, TNITY, TNL, TNP, TNR, TOG, TOP, TOPP, TPA, TPCS, TPP, TRU, TRUE, TSC, TSTE, TSTH, TTA, TTB, TTCL, TU, TVD, TVI, TVO, TWPC, U, UBE, UBIS, UEC, UKEM, UOBKH, UPF, UV, VGI, VIH, WACOAL, WHA, WHAUP, WICE, WIJK, XO, YUASA, ZEN, ZIGA

Declared (ประกาศเจตนารมณ์)

AH, AJ, ALT, APCO, B52, BEC, CHG, CI, CPL, CPR, CPW, CRC, DDD, DHOUSE, DOHOME, ECF, EKH, ETC, EVER, FLOYD, GLOBAL, III, ILM, INOX, JTS, KEX, KUMWEL, LDC, MAJOR, MEGA, NCAP, NOVA, NRF, NUSA, NYT, OR, PIMO, PLE, RS, SAK, SIS, STECH, STGT, SUPER, SVT, TKN, TMI, TQM, TSI, VARO, VCOM, VIBHA, WIN

N/A

3K-BAT, A, A5, AAV, ABICO, ABM, ACAP, ACC, ACE, ACG, ADB, ADD, AEONTS, AFC, AGE, AHC, AIT, AJA, AKR, ALL, ALLA, ALPHAX, ALUCON, AMARIN, AMC, AMR, ANAN, AOT, APEX, APP, APURE, AQ, ARIN, ARIP, ASAP, ASEFA, ASIA, ASIMAR, ASN, ASW, ATP30, AU, AUCTION, BA, BBGI, BBIK, BC, BCT, BDMS, BEAUTY, BEM, BFIT, BGT, BH, BIG, BIOTECH, BIS, BIZ, BJC, BJCHI, BKD, BLAND, BLISS, BM, BOL, BR, BRI, BROCK, BSM, BTNC, BTW, BUI, BYD, CAZ, CBG, CCET, CCP, CEYE, CGD, CHARAN, CHAYO, CHO, CITY, CIVIL, CK, CKP, CMAN, CMO, CMR, CNT, COLOR, COMAN, CPANEL, CPH, CPT, CRANE, CRD, CSP, CSR, CSS, CTW, CV, CWT, D, DCON, DITTO, DMT, DOD, DPAINT, DTIC, DV8, EASON, EE, EFORL, EMC, ESSO, F&D, FANCY, FMT, FN, FORTH, FTI, FVC, GENCO, GIFT, GL, GLAND, GLOCON, GLORY, GRAMMY, GRAND, GREEN, GSC, GTB, GYT, HFT, HL, HPT, HTECH, HUMAN, HYDRO, ICN, IFEC, IHL, IIG, IMH, IND, INGRS, INSET, IP, IRCP, IT, ITD, J, JAK, JAS, JCK, JCKH, JCT, JDF, JMART, JMT, JP, JUBILE, JWD, KAMART, KC, KCC, KCM, KDH, KIAT, KISS, KK, KKC, KOOL, KTIS, KUN, KWC, KWM, KYE, LALIN, LEE, LEO, LIT, LOXLEY, LPH, LST, MACO, MANRIN, MATI, MAX, M-CHAI, MCS, MDX, MENA, METCO, MGT, MICRO, MIDA, MITSIB, MJD, MK, ML, MODERN, MORE, MPIC, MUD, MVP, NC, NCH, NCL, NDR, NER, NETBAY, NEW, NEWS, NEX, NFC, NNCL, NPK, NSL, NV, NVD, OHTL, OISHI, ONEE, OSP, OTO, PACE, PACO, PAE, PAF, PEACE, PERM, PF, PICO, PIN, PJW, PLUS, PMTA, POLAR, POMPUI, PORT, POST, PPM, PRAKIT, PRAPAT, PRECHA, PRIME, PRIN, PRO, PROEN, PROUD, PSG, PTC, PTECH, PTL, RAM, RBF, RCL, RICHY, RJH, ROCK, ROH, ROJNA, RP, RPC, RPH, RSP, RT, S, S11, SA, SABUY, SAFARI, SALEE, SAM, SAMART, SAMCO, SAMTEL, SANKO, SAUCE, SAWAD, SAWANG, SCI, SCP, SDC, SE, SEAFCO, SECURE, SENAJ, SFLEX, SFP, SFT, SGF, SHANG, SHR, SIAM, SICT, SIMAT, SISB, SK, SKE, SKN, SKY, SLM, SLP, SMART, SMD, SMT, SNNP, SO, SOLAR, SONIC, SPA, SPCG, SPG, SPVI, SQ, SR, SSC, SSS, STANLY, STARK, STC, STEC, STHAI, STI, STP, STPI, SUC, SUN, SUTHA, SVH, SVOA, SWC, SYNEX, TACC, TAPAC, TC, TCC, TCCC, TCJ, TCOAT, TEAM, TEAMG, TEKA, TFM, TGPRO, TH, THAI, THANA, THE, THG, THL, THMUI, TIGER, TIPIH, TITL, TK, TKC, TM, TMC, TMD, TMW, TNDT, TNH, TNP, TOA, TPAC, TPBI, TPCH, TPIPL, TPIPP, TPLAS, TPOLY, TPS, TQR, TR, TRC, TRITN, TRT, TRUBB, TRV, TSE, TSF, TSR, TTI, TTT, TTW, TVT, TWP, TWZ, TYCN, UAC, UMI, UMS, UNIQ, UP, UPA, UPOIC, UREKA, UTP, UVAN, VL, VNG, VPO, VRANDA, W, WAVE, WFX, WGE, WINMED, WINNER, WORK, WORLD, WP, WPH, XPG, YGG

Explanations

Companies participating in Thailand's Private Sector Collective Action Coalition Against Corruption programme (Thai CAC) under Thai Institute of Directors (as of May 9, 2022) are categorised into: companies that have declared their intention to join CAC, and companies certified by CAC.