



Market today

“Recovering while pressuring factors remain”

The SET recovered on positive sentiment from US markets on Friday, however risks and pressures remain as interest rate are being stepped up to tackle inflation, causing concerns of a global economic recession. Resistance is limited at 1,578 and 1,585, and support range is 1,550-1,560, which can be used as a short-term support.



Today's highlights

- The IMF cut its US 2022 GDP growth forecast to 2.9% from 3.7% and says it believes an economic recession can be avoided. It also cut its US 2023 GDP growth forecast to 1.7% from 2.3% and posits US 2024 GDP growth at 0.8%
- UTCC is concerned about the weakening of the Thai baht to a 5.5-year low and predicts a plunge of more than Bt2tn in 2022 exports, hit by high costs of exporting and high domestic selling prices.
- US economic figures to follow this week: consumer confidence on June 28, 1Q22 GDP (final) on June 29 and PMI manufacturing on July 1.



Strategy today

Even though the SET is likely to continue to recover, any upside is limited as worries increase about the greater probability of an economic recession and a longer period of tightening monetary policy. We suggest “selective buy” in defensive stocks and companies whose earnings are clearly recovering.

See the end of this report for disclaimer

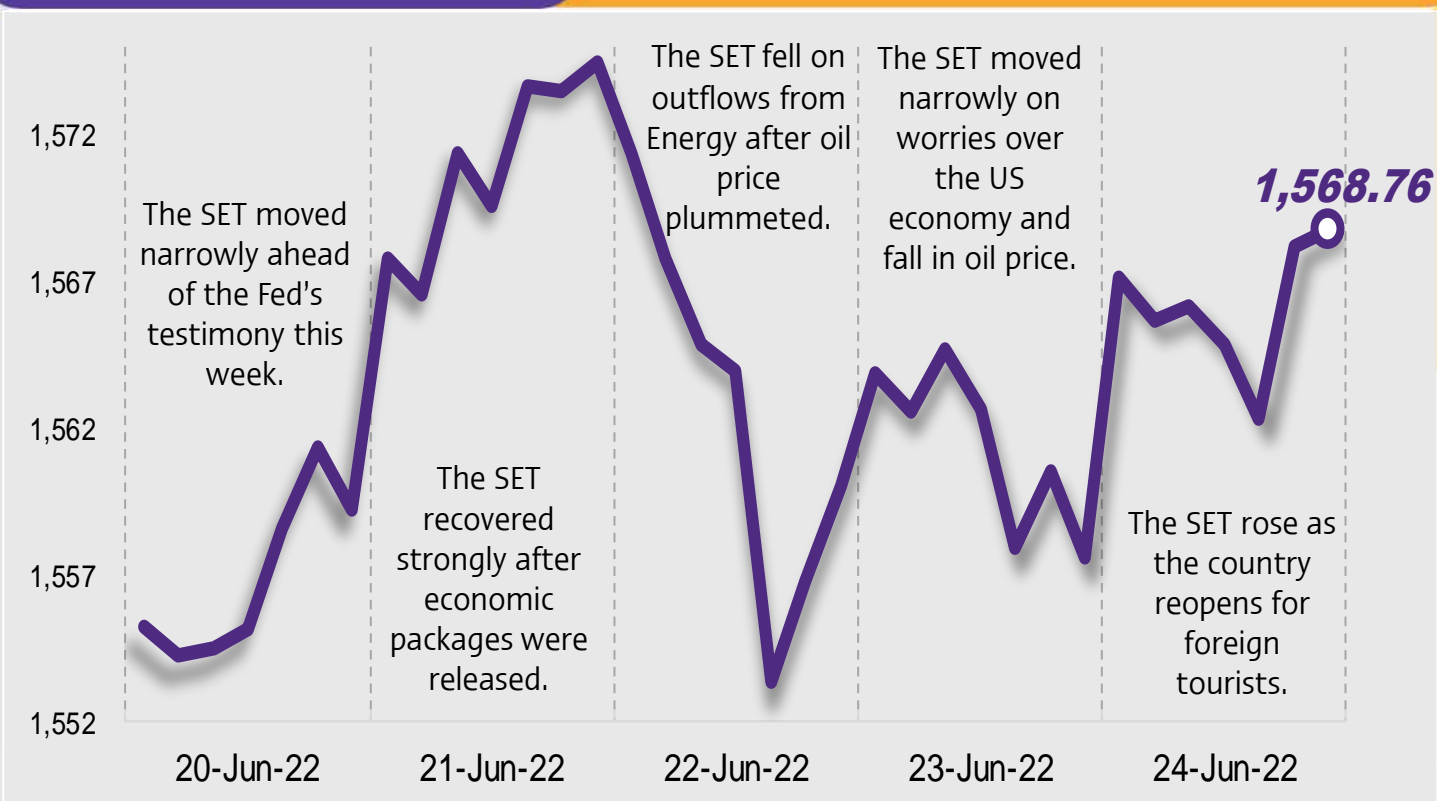
SCBS RESEARCH

Daily report

Monday, June 27, 2022

Support - Resistances

1560/1550 – 1578/1585



Trading today

Weekly portfolio: The short-term volatility requires investors be very selective and choose good quality defensive stocks with positive drivers:

1) stocks for which earnings growth is forecast to be good and also benefit from improving exports (especially to the Middle East) and the weakening Thai baht – OSP, CBG, GFPT, SATY and VNG. Plus one that benefits from a recovery in Middle East patient inflow – BH.

2) stocks that benefit from the removal of travel restrictions in many countries as well as the travel stimulus enacted by the Thai government – AOT, AWC and ERW.

3) refinery stocks whose prices have plunged as they factor in the worries that the government will ask for contribution of “excess” profit to the oil fund – BCP.

In the short-term we recommend to be cautious on stocks that are affected by a weaker Thai baht such as those with high foreign debt and power plant stocks.



Daily focus

CRC: benefits from removal of travel restrictions and full-scale country reopening. We expect 2Q22 earnings to recover YoY as 2Q22TD same-store sale growth above 20% YoY, the best in the commerce sector, and retail sales, rental revenue and margin have improved. In 2022, net profit growth is expected to be the best in the sector off a low base.

KBANK: benefits from the upward trend in interest rate with improved profit in 2Q22 both YoY and QoQ. We expect 2022 earnings recover 21% YoY off a decrease in credit cost and the chance that the BoT will raise interest rate sooner than expected, which gives upside to NIM for large banks.



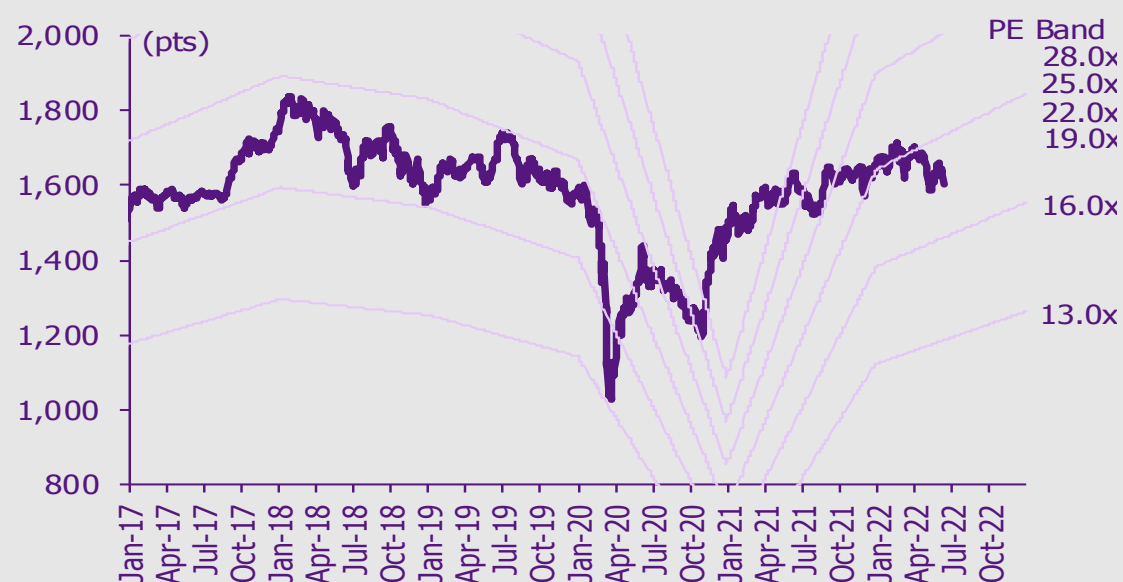
Today's reports

Commerce – Continuing on the path to growth

What to watch

Date	Event
27 Jun	Economic release: US – Durable goods orders for May Event: G7 meetings
28 Jun	Economic release: US – CB consumer confidence for Jun Event: G7 meetings
29 Jun	Economic release: JP – Retail sales for May, consumer confidence for Jun, US – Final GDP for 1Q22, crude oil inventories
30 Jun	Economic release: JP – Prelim industrial production for May, CN – Manufacturing and non-manufacturing PMI for Jun, EU – Unemployment rate for May, US – Core PCE price index, personal income and personal spending for May, unemployment claims
1 Jul	Economic release: JP – Unemployment rate for May, Tankan manufacturing and non-manufacturing index for 2Q22, JP final manufacturing PMI for Jun, EU – Final manufacturing PMI for Jun, CPI flash estimate for Jun, US – ISM manufacturing PMI for Jun

SET Index movement



See the end of this report for disclaimer

SET index series

Index	24 Jun (pts)	Chg (pts)	Chg (%)	Value (Btmn)
SET	1,568.76	11.15	0.72	65,946.00
SET50	950.36	6.94	0.74	40,758.20
SET100	2,159.60	13.78	0.64	48,341.13
sSET	1,054.48	2.72	0.26	2,334.77
SETCLMV	986.86	7.17	0.73	29,185.12
SETHD	1,135.24	7.54	0.67	19,164.06
SETTHSI	996.64	6.68	0.67	40,415.21
SETWB	962.76	5.41	0.57	11,418.38
mai	606.52	4.46	0.74	3,063.98

Trading summary by investor type

(Btmn)	24 Jun	WTD	MTD	YTD
Foreign				
Net	(1,145)	(11,011)	(32,630)	109,387
Breakdown (%)	51.69	50.76	50.19	46.73
Institution				
Net	2,337	8,046	714	(90,138)
Breakdown (%)	8.71	7.34	7.56	7.79
PropTrade				
Net	445	(401)	1,655	3,102
Breakdown (%)	8.30	8.42	7.68	8.54
Individual				
Net	(1,637)	3,366	30,260	(22,351)
Breakdown (%)	31.30	33.48	34.57	36.93

% of total trade value for each investor type

S50 futures trading by foreign investors

(Contract)	24-Jun	WTD	MTD	YTD
Foreign	5,631	5,118	(127,106)	(53,976)
Institution	(9,336)	(2,162)	400	14,966
Customer	3,705	(2,956)	126,706	39,010

Bond trading by foreign investors

(Btmn)	24-Jun	WTD	MTD	YTD
Buy	535	12,768	42,952	626,140
Sell	1,171	16,068	57,551	517,551
Net	-636	-3,300	-14,600	108,589

Investment Strategy Department

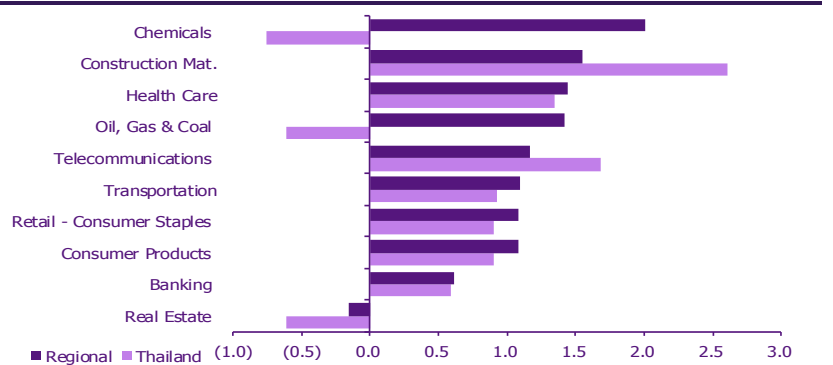
Market update

Global market movement

	24-Jun	Index	Chg (pts)	Performance (%)				PE (x)		EPS gth (%)		PBV (x)		ROE (%)	
				1D	WTD	MTD	YTD	22F	23F	22F	23F	22F	23F	22F	23F
S&P 500		3,912	116.01	3.1	6.4	(5.3)	(17.9)	17.1	15.7	18.0	9.1	3.6	3.3	22.5	28.6
Euro Stoxx 600		413	10.53	2.6	2.4	(6.9)	(15.3)	12.1	11.5	22.1	5.1	1.6	1.5	11.5	11.3
Japan		26,492	320.72	1.2	2.0	(2.9)	(8.0)	14.8	13.9	1.5	6.6	1.6	1.4	9.7	10.0
Hang Seng		21,719	445.19	2.1	3.1	1.4	(7.2)	11.2	9.7	(26.3)	15.3	1.2	1.1	11.3	11.2
MSCI Asia x J		659	11.52	1.8	1.4	(4.2)	(16.5)	12.7	11.4	1.4	12.2	1.5	1.4	11.7	11.6
Philippines		6,218	152.33	2.5	(1.8)	(8.2)	(12.7)	15.1	12.5	21.0	21.2	1.4	1.3	8.4	10.1
Indonesia		7,043	44.67	0.6	1.5	(1.5)	7.0	15.8	14.7	34.4	7.6	2.1	1.9	(10.5)	(10.0)
Malaysia		1,437	5.65	0.4	(1.4)	(8.5)	(8.3)	13.9	12.5	(1.0)	11.3	1.4	1.4	10.2	11.0
Thailand		1,569	11.15	0.7	0.6	(5.7)	(5.4)	16.1	14.6	13.0	9.8	1.6	1.5	8.2	8.9
Asean 4 - simple avg.				1.1	(0.3)	(6.0)	(4.9)	15.2	13.6	16.9	12.5	1.6	1.5	4.1	5.0
China		3,350	29.60	0.9	1.0	5.1	(8.0)	11.5	10.1	18.2	13.6	1.4	1.2	11.1	11.0
India		52,728	462.26	0.9	2.7	(5.1)	(9.5)	18.9	16.2	19.4	16.7	2.9	2.5	15.2	15.6
Singapore		3,112	18.85	0.6	0.4	(3.7)	(0.4)	12.4	10.8	9.0	14.8	1.0	1.0	8.8	9.7
Taiwan		15,303	126.88	0.8	(2.2)	(9.0)	(16.0)	10.5	10.7	9.9	(1.3)	1.9	1.8	20.1	18.4
Korea		2,367	52.28	2.3	(3.0)	(11.9)	(20.5)	9.6	8.3	2.5	15.8	0.9	0.8	7.2	12.6
Others				1.1	(0.2)	(4.9)	(10.9)	12.6	11.2	11.8	11.9	1.6	1.5	12.5	13.4

Regional sector movement

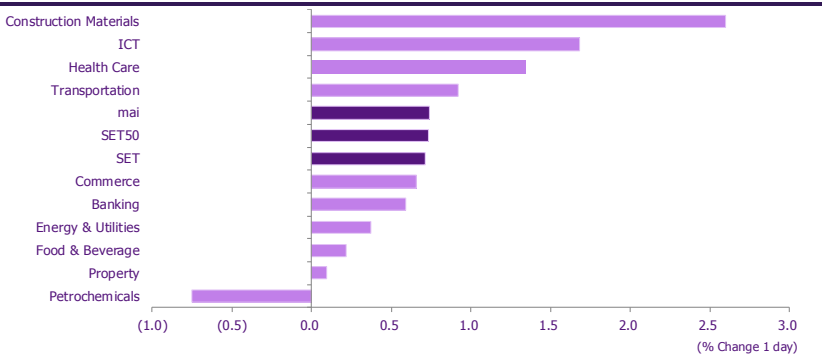
	Price performance (%) *			
	24-Jun	WoW	MoM	YTD
Banking	0.61	(0.90)	(2.50)	(10.95)
Chemicals	2.01	(0.45)	3.56	(6.67)
Construction Mat.	1.55	(0.08)	(2.26)	(8.09)
Consumer Products	1.08	1.26	(1.81)	(8.01)
Health Care	1.44	1.02	(0.27)	(12.85)
Oil, Gas & Coal	1.42	(1.32)	(0.54)	(2.65)
Real Estate	(0.16)	1.15	(1.02)	(14.24)
Retail - Consumer Staples	1.08	1.26	(1.81)	(8.01)
Telecommunications	1.16	0.37	(2.31)	(14.07)
Transportation	1.09	(0.61)	(1.13)	(6.91)



* Regional sector price performances (%) are based on US\$ and Thai sector price performances (%) are based on baht

Thailand sector movement

	Price performance (%)			
	24-Jun	WoW	MTD	YTD
Banking	0.59	(1.43)	(2.45)	(11.46)
Commerce	0.66	(0.84)	(10.03)	(6.73)
Construction Materials	2.60	4.91	(0.35)	(4.71)
Energy & Utilities	0.37	(0.29)	(7.39)	(3.67)
Food & Beverage	0.22	1.15	(0.69)	(0.23)
Health Care	1.35	3.34	(4.04)	11.88
ICT	1.68	0.41	(9.91)	(7.08)
Petrochemicals	(0.75)	0.58	(3.88)	(6.53)
Property	0.09	0.70	(5.60)	(2.72)
Transportation	0.92	1.82	(1.76)	6.41
SET	0.72	0.60	(5.69)	(5.36)
SET50	0.74	0.56	(5.18)	(4.08)
MAI	0.74	0.65	(5.40)	4.19



10 Most active stocks by value

Stock	Price (Bt)	Value (Btmn)	Chg (%)
SCC	379.00	4,267.29	3.55
PTT	33.25	3,340.44	0.00
PTTEP	153.50	2,638.52	(0.32)
BANPU	12.20	2,268.62	(1.61)
ADVANC	202.00	1,940.00	2.54
AOT	69.75	1,787.94	1.09
CPALL	59.50	1,594.72	0.42
JASIF	9.60	1,500.79	3.78
KBANK	148.00	1,299.85	0.34
SABUY	20.40	1,197.36	10.87

Top 10 gainers

Stock	Price (Bt)	Value (Btmn)	Chg (%)
PRG	14.40	45.41	29.73
ACC	1.48	53.82	12.12
SABUY	20.40	1,197.36	10.87
SSF	9.85	0.06	8.24
MSC	8.85	16.26	7.93
GJS	0.43	26.95	7.50
AS	13.90	151.78	6.92
MNIT2	4.92	0.02	6.49
AJA	0.33	10.91	6.45
SA	9.50	15.24	6.15

Top 10 losers

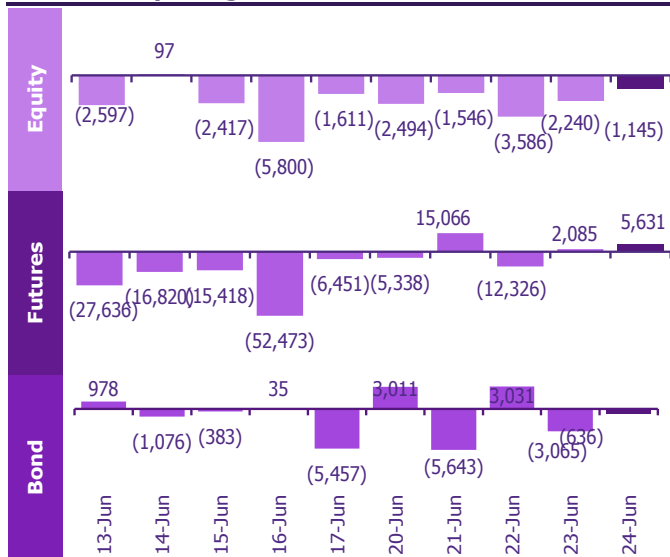
Stock	Price (Bt)	Value (Btmn)	Chg (%)
BKD	2.88	69.71	(14.29)
TWZ	0.07	0.95	(12.50)
VARO	9.75	7.44	(11.36)
ROH	4.26	26.18	(8.97)
PTECH	21.00	0.03	(7.89)
CNT	1.88	14.59	(7.84)
SUTHA	4.72	31.80	(7.45)
CPH	24.80	68.20	(7.29)
TFI	0.16	1.53	(5.88)
SE-ED	2.74	28.38	(5.52)

Fund flow monitor

Regional foreign fund flows to equity

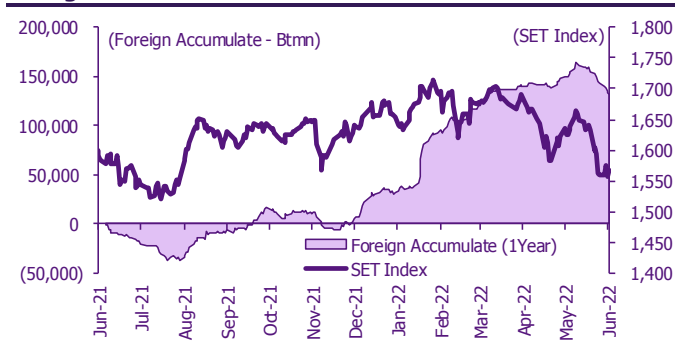
(US\$ Mn)	Thailand	Indonesia	Philippines	Malaysia	Vietnam	India	Taiwan	South Korea	Japan
Daily									
24-Jun-22	(32)	(73)	(6)		(4)		(100)	269	
23-Jun-22	(63)	(114)	(9)	1	15	(257)	(190)	(169)	
22-Jun-22	(101)	(9)	(10)	(43)	1	(334)	(876)	(286)	
21-Jun-22	(44)	(29)	(7)	31	16	(151)	696	(178)	
20-Jun-22	(71)	(56)	(4)	(4)	(26)	44	(329)	(635)	
Weekly									
WTD	(311)	(282)	(37)	(15)	3	(698)	(799)	(998)	(6,980)
17-Jun-22	(352)	(93)	(69)	(116)	41	(2,986)	(3,703)	(1,086)	(6,980)
10-Jun-22	(170)	90	(48)	(99)	33	(1,426)	(1,459)	(1,860)	1,536
3-Jun-22	178	327	(19)	109	85	(477)	1,093	971	(934)
27-May-22	201	111	(188)	(19)	(17)	(1,107)	296	(250)	7
Monthly									
MTD	(933)	(239)	(170)	(223)	72	(5,752)	(6,646)	(4,185)	(6,379)
May-22	592	(243)	(350)	18	138	(4,871)	57	170	(1,993)
Apr-22	321	2,783	(99)	193	170	(3,816)	(9,102)	(4,963)	29,604
Mar-22	1,006	584	(204)	783	(174)	(3,693)	(9,428)	(3,640)	(15,202)
YTD	3,350	4,530	(738)	1,529	58	(27,967)	(32,991)	(15,476)	3,750

Thailand daily foreign net flows

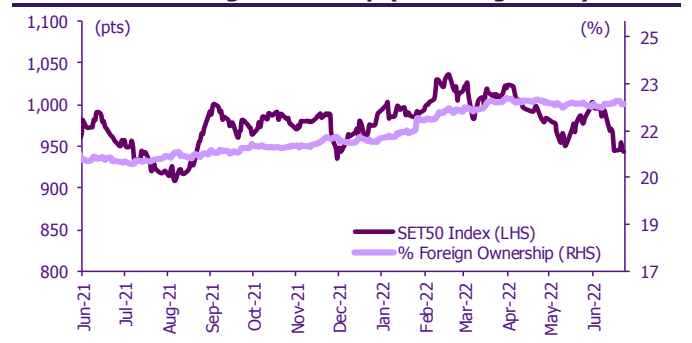


	Equity (Btmn)	SET50 futures (Contract)	Bond (Btmn)*	Bond (Btmn)
Daily				
24-Jun-22	(1,145)	5,631	1,068	(636)
Weekly				
WTD	(11,011)	5,118	1,003	(3,300)
17-Jun-22	(12,328)	(118,798)	(22,666)	(5,903)
10-Jun-22	(5,890)	(18,097)	(3,566)	(5,022)
2-Jun-22	6,079	46,732	9,334	1,224
27-May-22	6,870	43,576	8,564	20,403
Monthly				
MTD	(32,630)	(127,106)	(24,284)	(14,600)
May-22	20,284	109,007	21,576	30,012
Apr-22	10,869	(66,776)	(13,291)	7,617
Mar-22	33,530	39,723	8,382	(66,967)
Quarterly				
QTD	(1,477)	(84,875)	(15,999)	23,030
1Q22	110,864	30,899	6,488	85,559
4Q21	28,128	44,270	8,986	110,523
3Q21	(443)	6,232	1,282	21,383
2Q21	(46,593)	(7,583)	(994)	76,603
YTD				
2021	(48,578)	27,284	6,522	212,522
2020	(264,386)	4,630	81	(35,245)

Foreign net flow and SET movement



SET50 and its foreign ownership (excluding NVDR)



Foreign buy/sell activity monitor

Most foreign holding value change

	Fgn hid (%)	Δ Fgn (M.shares)	Buy* (Btmn)
BEC	8.97	15.70	223
GULF	36.25	3.99	189
AOT	9.02	2.06	143
CPN	23.34	2.35	141
TU	27.00	6.65	116
SCGP	4.25	1.61	89
IVL	71.08	1.48	70
TISCO	46.48	0.78	70
BDMS	21.53	1.47	37
BH	24.27	0.15	27

Top-5 NVDR net buy/sell

	Fgn hid (%)	Δ Fgn (M.shares)	Sell* (Btmn)	Buy* (Btmn)	Sell* (Btmn)
PTTEP	16.01	(6.22)	(954)	618	(228)
PTT	8.62	(8.69)	(289)	603	(201)
BBL	24.87	(2.03)	(270)	149	(145)
CPALL	33.01	(2.87)	(171)	130	(137)
KCE	20.10	(2.71)	(165)	129	(120)
SCB	18.45	(1.49)	(155)	111	(110)
MEGA	12.80	(2.88)	(142)	96	(105)
ADVANC	35.75	(0.58)	(118)	94	(97)
TIDLOR	40.55	(3.81)	(111)	94	(88)
HANA	53.34	(2.53)	(102)	88	(88)
SCC				618	(228)
PTT				603	(201)
SCB				149	(145)
DELTA				130	(137)
IVL				129	(120)
CPALL				111	(110)
ESSO				96	(105)
KCE				94	(97)
SPRC				94	(88)
HANA				88	(88)
BBL					(228)
BDMS					(201)
BANPU					(145)
AOT					(137)
TOP					(120)
JMT					(110)
RATCH					(105)
GULF					(97)
SABUY					(88)
BCH					(88)

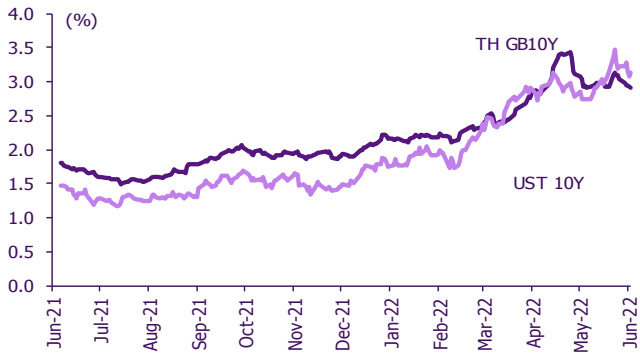
* SCBS Investment Research estimates

Multi-asset price update

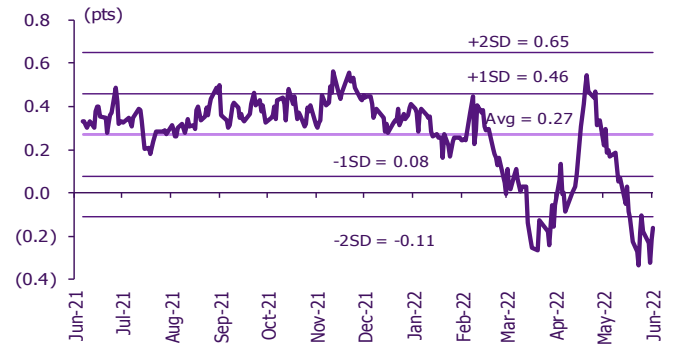
Key indicator update

	Close	24-Jun	WoW	MoM	YoY	YTD
Financial market condition						
VIX Index	27.23	(6.27)	(12.53)	(4.02)	70.51	58.13
Europe CDS (bps)	109.997	(3.06)	(1.99)	15.45	63.67	62.12
LIBOR OIS Spread (bps)	0.10629	0.84	3.59	(4.23)	5.35	1.62
TED Spread (bps)	0.5662	(6.11)	3.49	5.27	46.33	38.75
Exchange rate						
Dollar Index	104.12	(0.27)	(0.51)	2.00	13.41	8.83
USD/THB	35.42	(0.23)	0.62	3.33	11.07	6.69
EUR/USD	1.06	0.31	0.53	(1.20)	(11.54)	(7.14)
USD/JPY	135.17	0.20	0.16	6.21	21.93	17.47
Bond: (Change in basis points)						
TH Gov Bond 2Y	1.75%	0.06	(0.30)	22.83	123.70	109.58
TH Gov Bond 10Y	2.92%	(0.65)	(12.94)	(1.22)	109.06	102.19
US Gov Bond 2Y	3.08%	4.24	(11.74)	56.99	280.98	234.57
US Gov Bond 10Y	3.14%	4.31	(9.94)	38.16	164.04	162.04
Commodities						
CRB Index	604.80	0.00	(2.06)	(4.20)	9.20	4.58
Gold (US\$/oz)	1,826.10	0.24	(0.72)	(1.42)	2.92	(0.17)
Gross Refining Margin (US\$/bbl)	39.42	0.00	3.87	49.72	n.m.	545.17
Dubai Crude (US\$/bbl)	112.30	0.39	(0.37)	(4.78)	56.84	53.45
NYMEX Crude (US\$/bbl)	107.62	3.21	(1.77)	(2.46)	46.82	122.17
Baltic Dry Index (pts)	2,331.00	(0.98)	(9.58)	(25.46)	(26.58)	5.14

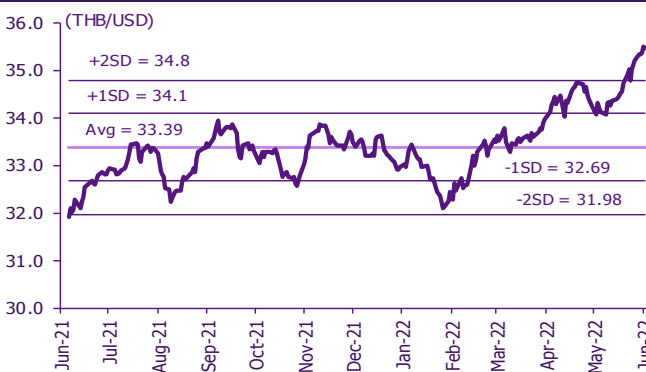
Thai and US 10-year government bond yield



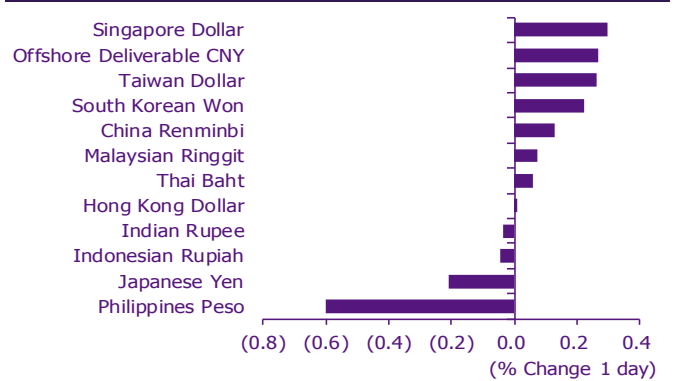
Thai and US 10-year government bond spread



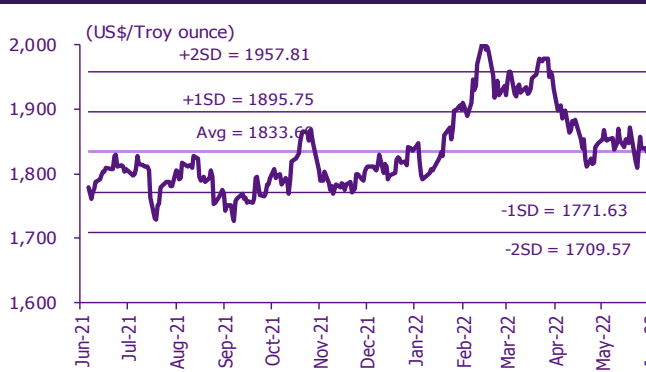
THB/USD exchange rate



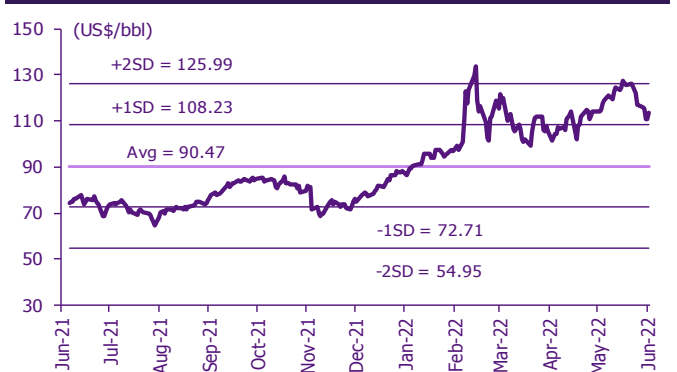
Regional foreign exchange rate spot return



Gold



Brent crude



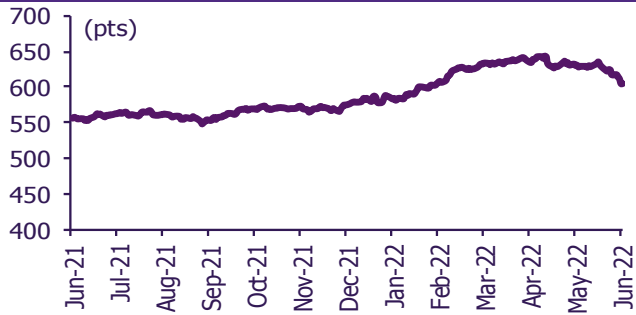
Commodities daily price update

	As of 24-Jun-22	-1W %	Avg. Price QTD in 2022	% QoQ	% YoY	Avg. Price in '21	% YoY	Avg. Price in '22	% YoY	Update
CRB Index	604.80	(3.1)	631.96	4.7	17.5	535.54	36.83	617.53	15.3	Daily
Energy Prices										
Crude Oil - Dubai (US\$/bbl)	107.12	(8.9)	108.59	12.1	63.5	68.86	63.18	102.58	49.0	Daily
Brent Crude (US\$/bbl)	113.48	(7.1)	112.57	13.1	64.0	70.52	66.54	105.89	50.2	Daily
West Texas Int. Cushing (US\$/bbl)	109.47	(6.9)	108.82	14.6	58.6	68.06	72.51	101.71	49.4	Daily
Crude Oil - Asia-Pacific Tapis Oil Spot (US\$/bbl)	118.06	(8.0)	118.34	13.6	72.4	71.82	61.89	111.08	54.7	Daily
Natural Gas Henry Hub (US\$/mmBTU)	6.17	(16.9)	7.67	68.1	187.6	3.13	30.17	6.08	94.5	Daily
Coal Price NEX (US\$/MT)	403.50	4.9	369.12	36.5	247.4	138.28	135.73	318.56	130.4	Friday
Oil Product Prices and Gross Refinery Margin										
Gas Oil 500 ppm Sulfur Singapore (US\$/bbl)	166.76	(1.3)	147.60	32.5	103.5	76.20	52.83	129.05	69.4	Daily
Gas Oil - Dubai (US\$/bbl)	59.64	16.0	39.01	168.5	539.5	7.34	(4.17)	26.47	260.5	Daily
Gasoline, 92 RON Spot (US\$/bbl)	151.01	(0.8)	136.76	22.8	85.9	76.66	75.97	123.08	60.6	Daily
Gasoline - Dubai (US\$/bbl)	43.89	26.8	28.17	113.7	294.2	7.80	472.22	20.50	162.9	Daily
Fuel Oil 180 Singapore Spot (US\$/bbl)	94.66	(4.0)	100.22	(10.0)	72.0	61.57	60.99	92.28	49.9	Daily
Fuel Oil - Dubai (US\$/bbl)	(12.46)	(34.5)	(8.38)	(30.9)	2.3	-7.29	84.36	(10.30)	41.3	Daily
Jet Kerosene - Spot Price (US\$/bbl)	155.43	(4.1)	141.67	30.8	102.7	73.98	60.45	124.60	68.4	Daily
Jet Kerosene - Dubai (US\$/bbl)	48.31	8.5	33.08	188.4	858.8	5.12	31.00	22.02	329.9	Daily
SG Dubai Hydrocracking Refinery Margin (US\$/bbl)	30.12	0.0	24.18	164.7	3,053.1	2.00	467.16	13.48	575.1	Daily
Olefins Product Prices and Spread										
Ethylene, FOB Japan Spot (US\$/MT)	1,030	(2.8)	1,174	(1.5)	15.9	1,010	39.56	1,143	13.2	Tuesday
Ethylene Spread (US\$/MT)	216	(14.6)	288	377.3	(29.0)	361	5.77	258	(28.5)	Daily
Propylene (Olefins), FOB Japan Spot (US\$/MT)	1,025	(0.5)	1,096	0.0	5.1	1,005	27.27	1,096	9.1	Tuesday
Propylene Spread (US\$/MT)	211	(5.3)	210	(1.2)	(51.8)	356	(12.55)	211	(40.7)	Daily
Naphtha - Singapore Spot FOB (US\$/MT)	814	0.9	886	0.3	45.9	649	69.72	885	36.4	Daily
Polyolefins Prices and Spread										
Polye HDPE SE Asia (US\$/MT)	1,230	0.0	1,338	29.8	(61.9)	1,179	33.19	1,315	11.5	Tuesday
HDPE-Naphtha Spread (US\$/MT)	416	(1.6)	452	310.3	(21.8)	530	5.43	430	(18.9)	Daily
Polye LDPE-Film, CFR SE Asia Spot (US\$/MT)	1,550	(1.3)	1,678	4.1	(48.2)	1,525	51.71	1,644	7.8	Tuesday
LDPE-Naphtha Spread (US\$/MT)	736	(3.5)	792	83.2	(14.0)	876	40.66	759	(13.4)	Daily
PP Film, Spot South East Asia (US\$/MT)	1,250	0.8	1,334	1.9	1.2	1,298	35.78	1,321	1.7	Tuesday
PP Spread (US\$/MT)	436	0.7	447	5.2	(37.1)	649	13.18	436	(32.9)	Daily
MEG Prices and Spread										
MEG, CFR South East Asia (US\$/MT)	645	(0.8)	647	(6.2)	0.1	679	(88.71)	668	(1.6)	Tuesday
MEG Spread (US\$/MT)	6	(188.9)	-81	9,553.4	(542.2)	53	120.79	-40	n.m.	Tuesday
Aromatics Product Prices and Spread										
Paraxylene, FOB USG Spot (US\$/MT)	2,020	6.6	1,517	32.1	65.7	894	56.10	1,329	(48.1)	Tuesday
Paraxylene Spread (US\$/MT)	1,118	23.4	603	81.5	71.6	310	342.73	465	49.7	Tuesday
Paraxylene - 92 RON Spread (US\$/MT)	732	22.7	351	66.8	21.8	241	362.24	279	60.5	Daily
Toluene, FOB Korea Spot (US\$/MT)	1,245	(4.6)	1,107	25.2	51.3	728	111.96	993	(46.9)	Tuesday
Benzene, CFR Japan Spot (US\$/MT)	1,315	(9.3)	1,256	15.1	29.7	931	87.66	1,172	(58.5)	Tuesday
Benzene Spread (US\$/MT)	618	(17.3)	477	59.6	11.6	352	117.03	386	9.8	Daily
Benzene - 92 RON Spread (US\$/MT)	27	(82.3)	90	(41.5)	(73.7)	277	122.54	122	(55.8)	Daily
Condensate (US\$/MT)	902	(8.8)	914	11.9	62.1	584	61.01	864	47.9	Daily
PTA Prices and Spread										
PTA, CFR South East Asia (US\$/MT)	1,025	(5.5)	988	16.2	41.1	705	48.18	917	30.1	Tuesday
PTA Spread (US\$/MT)	-328	77.8	-28	(135.3)	(132.6)	106	15.15	27	(74.2)	Tuesday
PVC Prices and Spread										
PVC, CFR South East Asia (US\$/MT)	1,350	2.3	1,402	0.5	(6.2)	1,445	63.60	1,398	(3.2)	Tuesday
Ethylene Spread (US\$/MT)	1,134	6.3	1,114	(4.4)	2.2	1,084	99.99	1,140	5.2	Tuesday
Ethylene Dichloride CFR Far East Asia (US\$/MT)	620	0.0	668	(21.1)	(5.1)	734	140.72	759	3.5	Tuesday
Metal										
Gold (US\$/Troy Ounce)	1,827	(1.6)	1,877	(0.1)	3.5	1,799	1.56	1,878	4.4	Daily
LME Copper 3 Month Rolling Forward (US\$/MT)	8,322	(8.8)	9,609	(3.7)	(0.8)	9,293	49.95	9,797	5.4	Daily
Silver Future (US\$/Troy Ounce)	21	(3.9)	23	(5.5)	(17.0)	25	n.a.	24	(5.4)	Daily
China Composite Steel Prices (CNY/MT)	4,720	(6.5)	5,260	0.9	(7.8)	5,473	35.91	5,236	(4.3)	Daily
Agriculture Prices										
Malaysian Crude Palm Oil Spot Price(MYR/MT)	4,771	(16.7)	6,623	7.7	57.5	4,443	59.82	6,380	43.6	Daily
SGX Ribbed Smoked Sheet 3 (RSS3) Futures (US\$/KG.)	198	(5.7)	212	1.0	(4.8)	209	18.21	211	1.2	Daily
Sugar #11 (US\$/LB)	18	(2.2)	19	5.9	26.7	16	29.55	19	15.8	Daily
Freight Rate										
Baltic Freight Index: BDIY	2,331	(5.3)	2,538	24.2	(8.4)	2,921	173.99	2,285	(21.8)	Daily
Baltic Supramax Index: BSI58	2,466	0.2	2,644	15.6	14.6	2,424	224.85	2,461	1.5	Daily

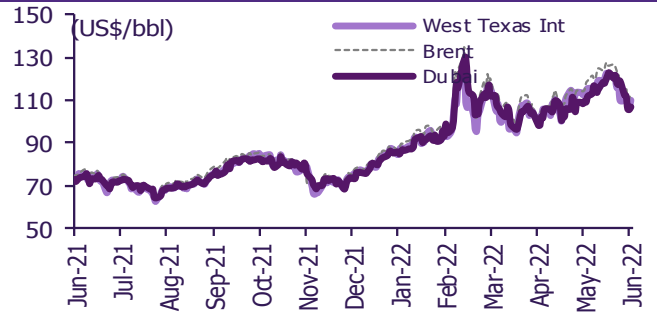
Source: Bloomberg Financial L.P., TQ Professional, BANPU, BOT, SCBS Investment Research

Commodities daily chart update

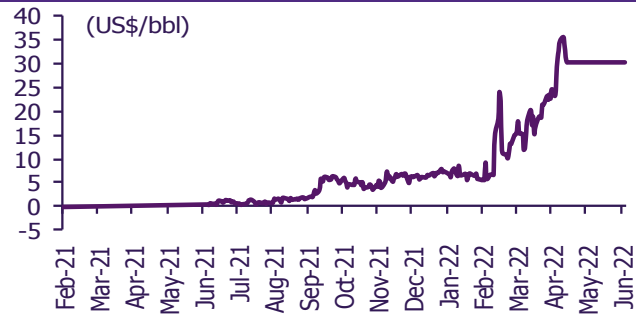
CRB US Spot All Commodities Price Index



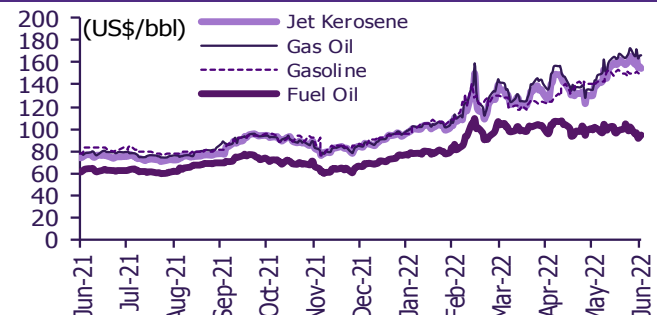
Crude prices



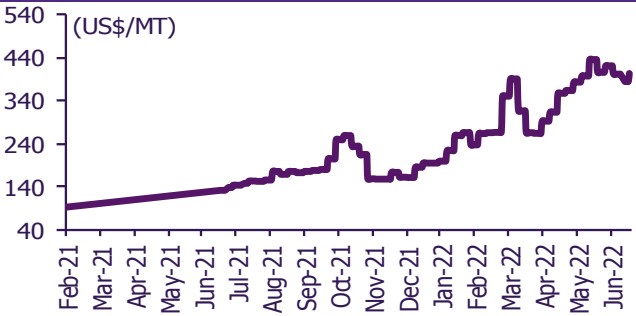
SG Dubai Hydrocracking Refinery Margin



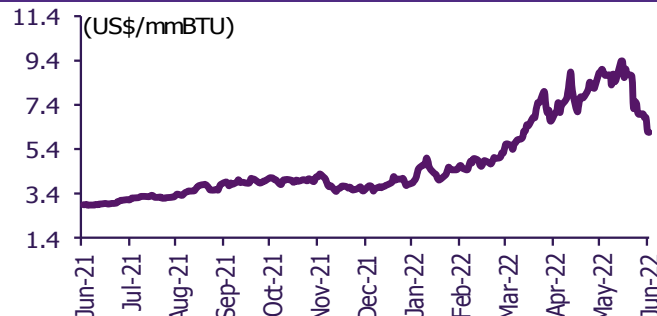
Oil product prices



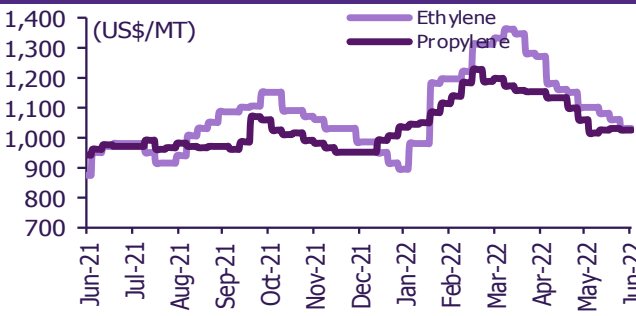
Coal price (NEX)



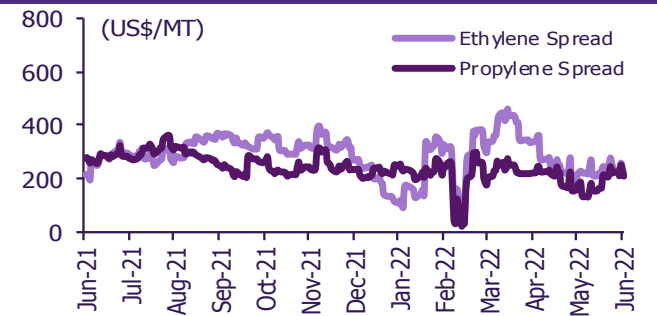
Natural gas prices (Henry hub)



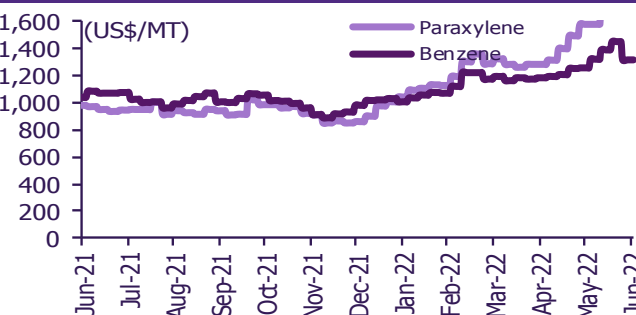
Olefins prices



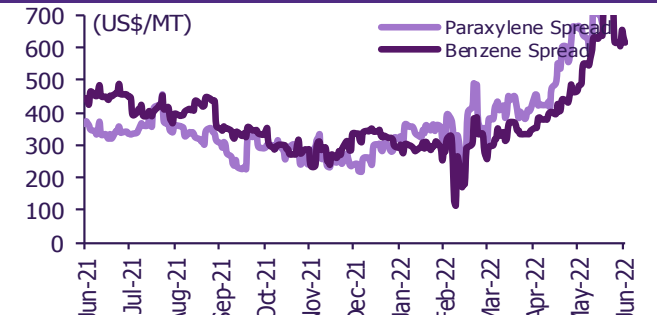
Olefins spreads



Aromatics prices

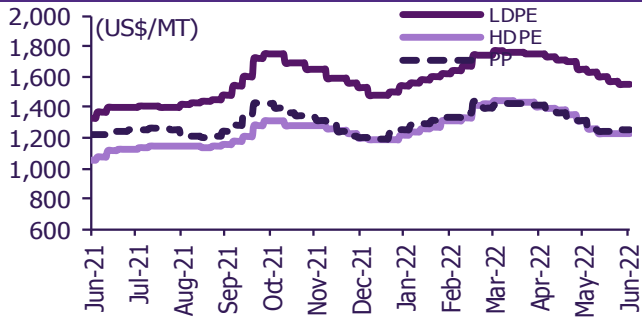


Aromatics spreads

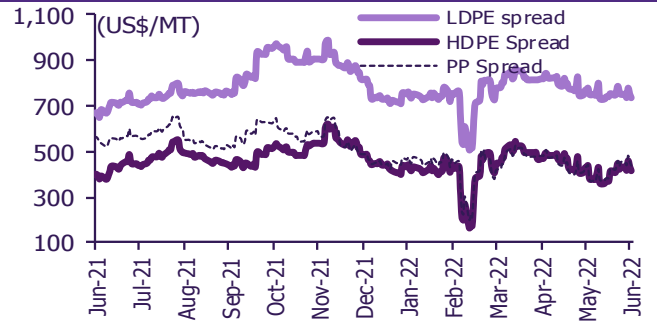


Commodities daily chart update

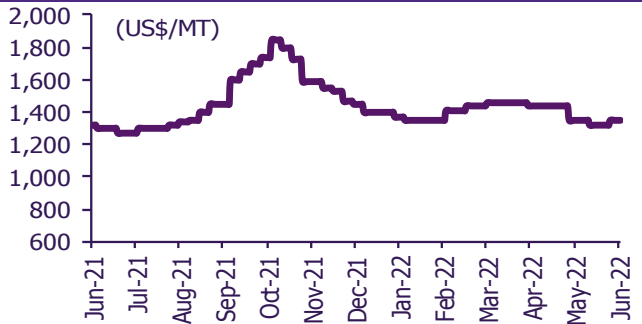
Polyolefins prices



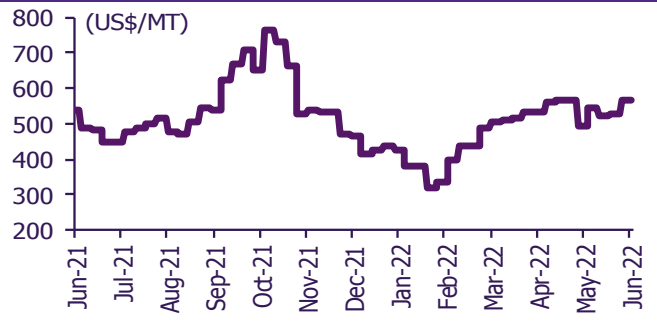
Polyolefins-Naphtha spreads



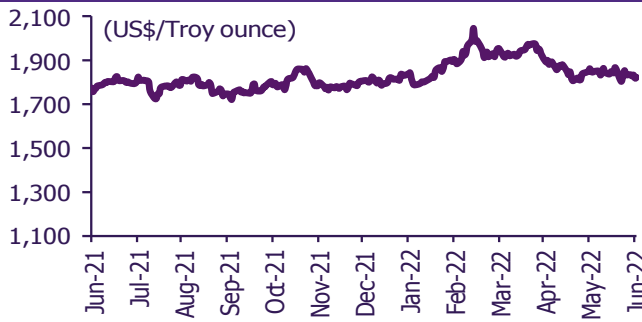
PVC price



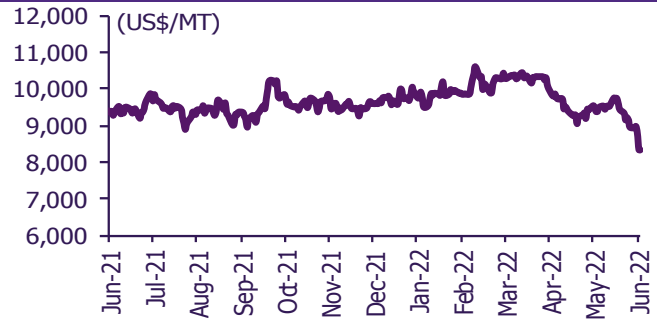
PVC spread



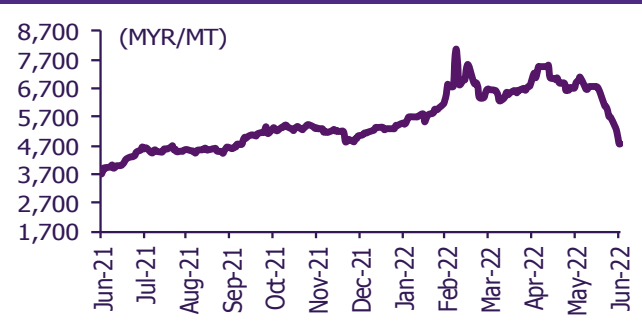
Gold price



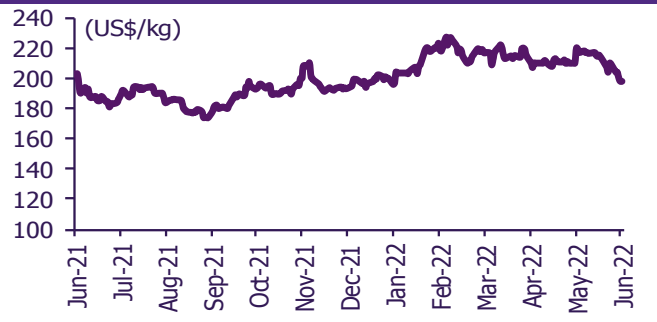
LME copper price



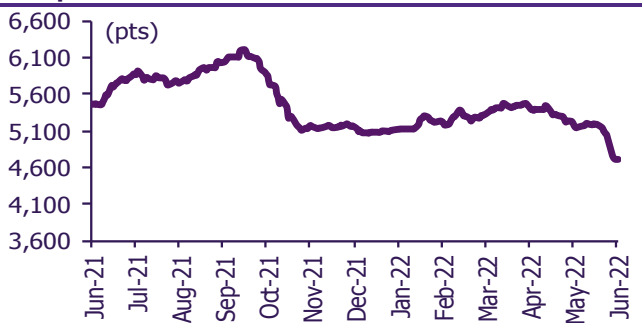
Malaysian crude palm oil price



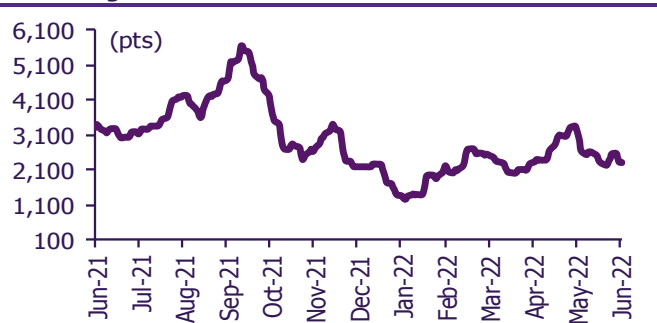
Rubber price (RSS3) futures



Steel price index



Baltic freight index



Source: Bloomberg Financial L.P., TQ Professional, BANPU, BOT, SCBS Investment Research

Short sales

	Volume (Shares)	Turnover (Bt)	Average price (Bt)	Last price 24-Jun-22	Gap between last close and short	Short sale volume comparing with main board
ABPIF	23,700	30,810	1.30	1.31	(0.76)	34.15
BCT	1,400	71,750	51.25	51.00	0.49	32.56
ITD	2,103,300	3,814,282	1.81	1.81	0.19	29.12
SC	483,400	1,575,884	3.26	3.26	0.00	28.71
AIE	96,200	352,800	3.67	3.66	0.20	25.61
BTS-R	5,072,800	42,767,385	8.43	8.45	(0.23)	24.76
BCH-R	4,846,400	90,282,660	18.63	18.90	(1.43)	24.68
CK	400,700	7,953,340	19.85	20.00	(0.76)	24.13
KTB-R	10,477,900	161,245,770	15.39	15.40	(0.07)	23.19
KKP-R	950,500	59,550,550	62.65	62.75	(0.16)	20.57
TCAP	632,900	24,077,725	38.04	38.00	0.11	20.25
DDD	5,700	83,410	14.63	14.70	(0.45)	19.93
TASCO	532,300	8,783,350	16.50	16.40	0.61	19.29
BAFS	34,800	983,100	28.25	28.25	0.00	18.76
TOP-R	2,853,900	141,898,875	49.72	49.75	(0.06)	18.26
JAS-R	16,502,500	56,052,656	3.40	3.38	0.49	17.36
CPF	2,057,600	54,012,000	26.25	26.00	0.96	17.03
CPN-R	956,500	57,403,000	60.01	60.00	0.02	16.36
PRM-R	149,900	830,635	5.54	5.55	(0.16)	15.78
TPIPP	257,800	930,126	3.61	3.58	0.78	15.53
NER	438,100	2,665,115	6.08	6.10	(0.27)	15.31
INTUCH-R	335,500	22,779,375	67.90	68.25	(0.52)	15.10
LOXLEY	18,400	42,320	2.30	2.30	0.00	14.94
BA-R	522,300	5,759,450	11.03	10.90	1.17	14.90
CKP	999,600	5,797,680	5.80	5.75	0.87	14.82
KBANK-R	1,257,600	186,436,050	148.25	148.00	0.17	14.34
SAWAD-R	1,046,700	52,241,250	49.91	50.00	(0.18)	13.88
PSL-R	915,300	16,754,930	18.31	18.50	(1.05)	13.73
STA-R	1,080,600	23,346,600	21.61	21.50	0.49	13.66
EPG	527,200	5,061,885	9.60	9.60	0.02	13.54
PTTGC-R	1,506,500	67,262,075	44.65	44.75	(0.23)	13.44
IRPC-R	8,036,300	25,406,180	3.16	3.16	0.05	13.43
PSH	27,800	361,400	13.00	13.00	0.00	13.35
WHA-R	2,229,600	6,822,576	3.06	3.06	0.00	13.22
WHA	2,200,600	6,726,856	3.06	3.06	(0.10)	13.05
BA	455,000	5,027,410	11.05	10.90	1.37	12.98
JMT-R	961,500	70,871,325	73.71	74.25	(0.73)	12.70
EA-R	1,285,000	106,799,450	83.11	83.00	0.14	12.68
TSTH	418,000	509,960	1.22	1.22	0.00	12.57
BGRIM-R	2,859,300	104,160,600	36.43	36.50	(0.20)	12.34
TU	2,185,800	38,289,770	17.52	17.50	0.10	12.24
EPG-R	476,100	4,564,555	9.59	9.60	(0.13)	12.23
KTB	5,469,900	84,274,870	15.41	15.40	0.05	12.11
SIRI	4,854,000	4,910,478	1.01	1.01	0.16	11.99
LPN-R	91,100	396,516	4.35	4.38	(0.63)	11.97
SGP-R	63,000	703,640	11.17	11.10	0.62	11.86
IVL-R	2,300,400	108,853,450	47.32	47.50	(0.38)	11.66
BDMS	5,135,500	127,352,120	24.80	24.90	(0.41)	11.59
CBG	424,200	46,096,900	108.67	109.00	(0.30)	11.34
JMART-R	466,600	25,184,925	53.98	54.00	(0.05)	11.32
BAM-R	1,686,100	29,542,970	17.52	17.40	0.70	11.26
JMT	846,000	62,413,550	73.77	74.25	(0.64)	11.18
KCE-R	971,300	59,692,475	61.46	61.00	0.75	11.10
ASK-R	32,100	1,101,400	34.31	34.25	0.18	11.01
SUPER	13,870,400	10,541,504	0.76	0.77	(1.30)	10.96
TTW-R	165,700	1,756,420	10.60	10.70	(0.93)	10.96
BBL-R	733,200	98,032,500	133.70	133.00	0.53	10.94
COM7-R	646,700	20,768,200	32.11	32.00	0.36	10.92
PTTEP-R	1,886,400	287,844,400	152.59	153.50	(0.59)	10.91
GULF-R	2,113,100	99,626,200	47.15	47.25	(0.22)	10.79
OR-R	2,281,100	59,307,350	26.00	26.00	0.00	10.77
VGI-R	2,196,300	11,242,875	5.12	5.15	(0.60)	10.73
KBANK	936,200	138,688,250	148.14	148.00	0.09	10.67
OR	2,240,300	58,247,800	26.00	26.00	0.00	10.58
UNIQ	11,600	56,956	4.91	4.96	(1.01)	10.52
SPALI	1,601,200	30,494,680	19.04	18.90	0.77	10.34
MICRO	45,400	267,240	5.89	5.90	(0.23)	10.30
GUNKUL-R	5,991,900	32,955,450	5.50	5.55	(0.90)	10.29
GPSC-R	1,057,300	69,932,800	66.14	66.75	(0.91)	10.22
HANA-R	656,300	26,382,000	40.20	40.50	(0.75)	9.97
OSP-R	1,208,100	41,183,225	34.09	34.00	0.26	9.88
HMPRO-R	2,948,200	38,305,410	12.99	13.00	(0.06)	9.86
PTT	9,918,500	327,655,900	33.03	33.25	(0.65)	9.80
GLOBAL-R	852,500	15,799,040	18.53	18.50	0.18	9.79
BEM-R	1,964,200	17,186,895	8.75	8.80	(0.57)	9.72
AOT-R	2,483,200	173,177,550	69.74	69.75	(0.01)	9.69
TISCO-R	258,500	23,110,450	89.40	89.50	(0.11)	9.67
THANI-R	786,100	3,207,986	4.08	4.08	0.02	9.67
BPP	165,000	2,383,230	14.44	14.40	0.30	9.51
RCL-R	259,100	10,574,175	40.81	40.75	0.15	9.51
CRC	699,800	24,259,700	34.67	34.50	0.48	9.48
ASP-R	90,300	281,736	3.12	3.14	(0.64)	9.47
BEM	1,887,800	16,556,905	8.77	8.80	(0.34)	9.34
LH-R	4,280,800	35,234,900	8.23	8.25	(0.23)	9.30
GFPT	377,700	6,856,300	18.15	17.90	1.41	9.27
PLANB-R	896,000	6,131,515	6.84	6.85	(0.10)	9.23
TTA	628,700	5,501,125	8.75	8.75	0.00	9.05
TIPH	155,600	9,697,200	62.32	62.25	0.11	8.95
TU-R	1,590,400	27,832,000	17.50	17.50	0.00	8.90
NOBLE	120,100	561,134	4.67	4.66	0.26	8.81

	Volume (Shares)	Turnover (Bt)	Average price (Bt)	Last price 24-Jun-22	Gap between last close and short	Short sale volume comparing with main board
BES-R	47,800	2,387,100	49.94	50.25	(0.62)	8.75
BANPU	16,031,400	196,867,790	12.28	12.20	0.66	8.60
STARK-R	757,200	3,267,592	4.32	4.32	(0.11)	8.46
TQM	154,400	7,657,000	49.59	49.25	0.69	8.44
BTS	1,727,100	14,555,970	8.43	8.45	(0.26)	8.43
TISCO	222,500	19,876,050	89.33	89.50	(0.19)	8.33
TTB-R	12,566,700	15,475,023	1.23	1.23	0.12	8.28
NCAP	767,600	3,955,955	5.15	5.05	2.05	8.19
TPIPL-R	323,000	486,893	1.51	1.51	(0.17)	8.12
CPALL	2,178,900	129,114,450	59.26	59.50	(0.41)	8.12
TIDLOR	888,200	26,059,350	29.34	29.25	0.31	8.01
KKP	360,100	22,544,075	62.61	62.75	(0.23)	7.79
AOT	1,994,700	139,016,275	69.69	69.75	(0.08)	7.78
IRPC	4,639,800	14,665,026	3.16	3.16	0.02	7.76
TRUE-R	7,054,300	33,402,996	4.74	4.74	(0.10)	7.74
DELTA-R	186,900	60,644,200	324.47	323.00	0.46	7.72
SAWAD	580,000	28,976,750	49.96	50.00	(0.08)	7.69
CPALL-R	2,032,600	120,521,275	59.29	59.50	(0.35)	7.57
PRM	70,100	389,055	5.55	5.55	0.00	7.38
PSL	482,600	8,831,580	18.30	18.50	(1.08)	7.24
SSP	78,700	732,705	9.31	9.30	0.11	7.22
PTTEP	1,242,700	189,422,300	152.43	153.50	(0.70)	7.19
DOHOME	262,100	4,400,000	16.79	16.60	1.13	7.16
SCB-R	552,800	56,943,000	103.01	104.00	(0.95)	7.14
DOHOME-R	257,400	4,296,790	16.69	16.60	0.56	7.03
SCB	538,100	55,467,150	103.08	104.00	(0.88)	6.95
EGCO	68,600	11,983,050	174.68	175.00	(0.18)	6.90
STEC	317,600	3,833,540	12.07	12.10	(0.25)	6.89
GPSC	708,000	46,803,100	66.11	66.75	(0.96)	6.84
BBL	457,000	61,204,150	133.93	133.00	0.70	6.82
MINT-R	751,400	25,491,300	33.93	34.00	(0.22)	6.82
LH	3,065,500	25,286,840	8.25	8.25	(0.01)	6.66
PTTGC	741,800	33,131,225	44.66	44.75	(0.19)	6.62
RS	50,900	771,260	15.15	15.10	0.35	6.47
CBG-R	241,900	26,318,750	108.80	109.00	(0.18)	6.47
TOP	1,010,500	50,198,650	49.68	49.75	(0.15)	6.47
PLANB	624,000	4,254,590	6.82	6.85	(0.46)	6.43
ONEE-R	57,200	594,820	10.40	10.40	(0.01)	6.41
LALIN	15,300	133,875	8.75	8.80	(0.57)	6.40
BEC-R	480,300	6,848,690	14.26	14.20	0.42	6.39
HMPRO	1,910,800	24,979,190	13.07	13.00	0.56	6.39
SPRC-R	2,889,300	33,850,830	11.72	11.70	0.14	6.34
BH	273,200	48,438,400	177.30	177.30	(0.11)	6.31
AP-R	1,968,600	19,330,795	9.82	9.80	0.20	6.31
GULF	1,232,000	58,292,800	47.32	47.25	0.14	6.29
UTP-R	12,800	210,510	16.45	16.30	0.90	6.27
CPN	364,500	21,892,375	60.06	60.00	0.10	6.23
M-R	71,900	3,740,825	52.03	52.25	(0.42)	6.23
RPC	36,100	41,154	1.14	1.15	(0.87)	6.21
AWC	1,362,100	6,674,668	4.90	4.90	0.01	6.15
BLA-R	452,600	19,309,050	42.66	42.00	1.58	6.13
U-R	841,900	1,018,237	1.21	1.21	(0.05)	6.12
ILM-R	24,400	396,640	16.26	16.40	(0.88)	6.08
IVL	1,179,000	56,041,100	47.53	47.50	0.07	5.98
AKR	408,200	404,118	0.99	0.99	0.00	5.94
AYUD	2,600	113,100	43.50	43.50	0.00	5.80
VGI	1,186,400	6,023,515	5.08	5.15	(1.41)	5.79
CENDEL-R	62,800	2,719,625	43.31	43.25	0.13	5.78
CRC-R	425,600	14,602,475	34.31	34.50	(0.55)	5.77
MTI	500	59,500	119.00	119.50	(0.42)	5.75
BCP-R	524,500	16,149,025	30.79	31.00	(0.68)	5.74
TIPH-R	97,900	6,100,525	62.31	62.25	0.10	5.63
MTC	363,500	15,879,525	43.69	43.50	0.43	5.57
WHAUP	107,600	419,640	3.90	3.90	0.00	5.56
BH-R	238,000	42,154,300	177.12	177.50	(0.21)	5.50
TRUE	4,965,900	23,533,204	4.74	4.74	(0.02)	5.45
SCGP	882,300	48,110,975	54.53	55.00	(0.86)	5.44
STEC-R	250,200	3,015,370	12.05	12.10	(0.40)	5.43
CHG-R	2,388,400	8,956,432	3.75	3.74	0.27	5.42
PTG	541,100	7,388,530	13.65	13.70	(0.33)	5.31
MTC-R	346,800	15,099,975	43.54	43.50	0.09	5.31
VIBHA	416,200	978,078	2.35	2.34	0.43	5.26
BCPG	265,700	2,842,990	10.70	10.70	0.00	5.25
STGT	890,200	15,355,260	17.25	17.30	(0.29)	5.24
BEC	386,600	5,504,570	14.24	14.20	0.27	5.15
SIRI-R	2,080,700	2,110,481	1.01	1.01	0.43	5.14
ACE	298,200	811,104	2.72	2.72	0.00	5.12
EA	514,000	42,682,875	83.04	83.00	0.05	5.07
ASP	48,300	151,332	3.13	3.14	(0.22)	5.07
DTAC-R	388,300	17,810,850	45.87	46.25	(0.82)	5.05
TOA-R	75,200	2,106,525	28.01	28.25	(0.84)	5.05
MBK-R	233,900	3,566,730	15.25	15.30	(0.33)	5.04
TCAP-R	156,100	5,931,800	38.00	38.00	0.00	4.99

Source: SET, SCBS Investment Research

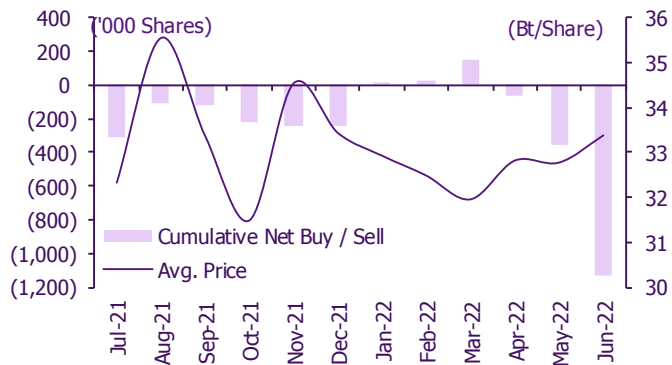
Director trade

1. Director trade as reported on June 24, 2022.

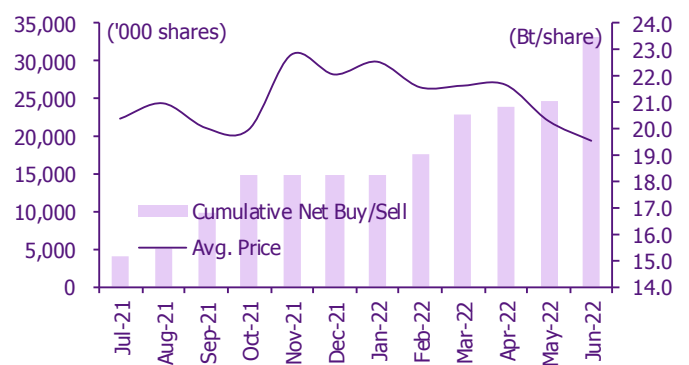
Company	Name of Director	Product	Transaction date	Amount (Shares)	Average Price (Bt)	Amount (Bt)	Buy/Sell
BGC	Mr. PA-VIN BHIROMBHAQDI	Common Share	23-06-22	5,000	10.50	52,500	Purchase
CHAYO	Mr. SUKSAN YASASIN	Common Share	21-06-22	200,000	11.54	2,308,000	Purchase
CHAYO	Mr. SUKSAN YASASIN	Common Share	22-06-22	400,000	11.50	4,600,000	Purchase
CHAYO	Mr. SUKSAN YASASIN	Common Share	23-06-22	200,000	11.30	2,260,000	Purchase
COLOR	Mrs. MATTANA HORADAN	TSR	23-06-22	12,363	0.44	5,440	Sale
COLOR	Mrs. MATTANA HORADAN	TSR	23-06-22	25,337	0.44	11,148	Sale
CPI	Mr. KAROON NUNTILEEPONG	Common Share	23-06-22	45,000	4.63	208,350	Purchase
CPR	Mr. TOSSAPHOL WANICHVISITGUL	Common Share	22-06-22	700,000	9.60	6,720,000	Sale
EKH	Mr. SUTHIPONG TANGSAJAJAOJ	Warrant	22-06-22	39,000	1.57	61,230	Purchase
GEL	Mr. THITIPONG TANGPOONPHONVIVAT	Common Share	10-06-22	337,954,447	0.23	77,729,523	Purchase
GLORY	Mr. JARUNPAT BOONYANG	Common Share	21-06-22	10,000,000	4.00	40,000,000	Sale
HARN	Mrs. SIRIMA IAMSAKULRAT	Common Share	23-06-22	2,350,000	2.18	5,123,000	Sale
KUN	Mr. KHUNA DHEVA-AKSORN	Common Share	22-06-22	50,000	2.41	120,500	Purchase
KUN	Mr. KHUNA DHEVA-AKSORN	Common Share	23-06-22	231,000	2.39	552,090	Purchase
KUN	Mrs. PRAWEEERAT DHEVA-AKSORN	Common Share	22-06-22	50,000	2.41	120,500	Purchase
KUN	Mrs. PRAWEEERAT DHEVA-AKSORN	Common Share	23-06-22	231,000	2.39	552,090	Purchase
L&E	Mr. SUCHAT SIDROJANARITH	Common Share	16-06-22	300,000	3.10	930,000	Sale
LPH	Mr. UNGOON CAHNTANAVANICH	Common Share	22-06-22	60,000	5.67	340,200	Purchase
M	Mr. PONGPAN PIPITVJITKORN	Common Share	23-06-22	10,000	51.75	517,500	Sale
MBAX	Mr. PISUTH LERTVILAI	Common Share	23-06-22	136,800	5.31	726,408	Purchase
NATION	Mrs. AURA-ORN AKRASANEE	Common Share	22-06-22	103,648,200	0.28	29,021,496	Purchase
NATION	Mrs. AURA-ORN AKRASANEE	Common Share	22-06-22	212,878,542	0.28	59,605,992	Purchase
NATION	Mrs. AURA-ORN AKRASANEE	Common Share	22-06-22	83,591,600	0.28	23,405,648	Purchase
NDR	Mrs. THUNYARAT SAMRITTIVANICHA	Warrant	23-06-22	34,700	0.35	12,145	Sale
NFC	General MONTREE SUNGKASAP	Common Share	24-06-22	20,000	7.73	154,600	Sale
ORI	Mr. PITIPONG TRINURUK	Common Share	23-06-22	20,000	10.00	200,000	Purchase
RCL	Mr. TWINCHOK TANTHUWANIT	Common Share	22-06-22	50,000	41.90	2,095,000	Purchase
RCL	Mr. TWINCHOK TANTHUWANIT	Common Share	23-06-22	50,000	40.75	2,037,500	Purchase
RJH	Mr. WACHIRA WUDHIKULPRAPAN	Common Share	23-06-22	340,000	33.94	11,539,600	Sale
RS	Mr. SURACHAI CHETCHOTISAK	Common Share	22-06-22	50,000	15.10	755,000	Purchase
RS	Mr. SURACHAI CHETCHOTISAK	Common Share	23-06-22	50,000	15.10	755,000	Purchase
SABUY	Miss ANANYA WONGWANAWAT	Common Share	23-06-22	30,000	20.50	615,000	Sale
SABUY	Mr. CHOOKIAT RUJANAPORNPAJEE	Common Share	20-06-22	100,000	20.60	2,060,000	Sale
SABUY	Mr. CHOOKIAT RUJANAPORNPAJEE	Common Share	21-06-22	200,000	20.43	4,086,000	Sale
SFLEX	General MONTREE SUNGKASAP	Common Share	24-06-22	100,000	3.77	377,000	Sale
SFLEX	General MONTREE SUNGKASAP	DW	24-06-22	10,000	0.53	5,300	Sale
SFLEX	General MONTREE SUNGKASAP	DW	24-06-22	12,500	0.36	4,500	Sale
SIMAT	Mr. BOONLERD IEWPORNCHAI	Common Share	23-06-22	50,000	2.20	110,000	Purchase
SKN	Mrs. KITIYA NIEBLER	Common Share	22-06-22	29,000	6.85	198,650	Purchase
SMIT	Mr. THANA SENAVATTANAGUL	Common Share	23-06-22	30,000	4.82	144,600	Purchase
SPALI	Mr. PRATEEP TANGMATITHAM	Common Share	22-06-22	240,000	19.16	4,598,400	Purchase
SPALI	Mr. PRATEEP TANGMATITHAM	Common Share	23-06-22	350,000	19.16	6,706,000	Purchase
SPALI	Mr. PRATEEP TANGMATITHAM	Common Share	23-06-22	100,000	19.20	1,920,000	Purchase
SPALI	Mrs. AJCHARA TANGMATITHAM	Common Share	22-06-22	240,000	19.16	4,598,400	Purchase
SPALI	Mrs. AJCHARA TANGMATITHAM	Common Share	23-06-22	350,000	19.16	6,706,000	Purchase
SPALI	Mrs. AJCHARA TANGMATITHAM	Common Share	23-06-22	100,000	19.20	1,920,000	Purchase
STGT	Mr. ANAN PRUKSANUSAK	Common Share	21-06-22	500,000	16.90	8,450,000	Sale
STP	Mr. SURACHAI TARAWATANATHAM	Common Share	23-06-22	2,000	16.10	32,200	Purchase
TCMC	Mr. PIMOL SRIVIKORN	Common Share	23-06-22	1,000,000	2.10	2,100,000	Purchase
TM	Miss PRAE CHANLONGBUTRA	Warrant	23-06-22	1,200,000	0.85	1,020,000	Sale
TSR	Mr. EKARAT CHANGYOO	Common Share	23-06-22	100,000	4.59	459,000	Purchase
TSR	Mr. WATCHARIN WATCHARATHAM	Common Share	24-06-22	60,000	4.60	276,000	Purchase
TVD	Mr. PATHOM VEJSUPAPORN	Common Share	30-05-22	280,000	1.00	280,000	Purchase
UTP	Mr. MONGKOL MANGKORNKANOK	Common Share	23-06-22	10,100	16.40	165,640	Purchase
WFX	Miss CHALONGKWAN WONGSASUTHIKUL	Common Share	23-06-22	100,000	7.30	730,000	Sale
						Total	
						Purchase	237,721,917
						Sale	82,361,233
						Net	<u>155,360,684</u>

2. 12-month cumulative net buy/sell for SCBS-covered stocks with activity as of last close

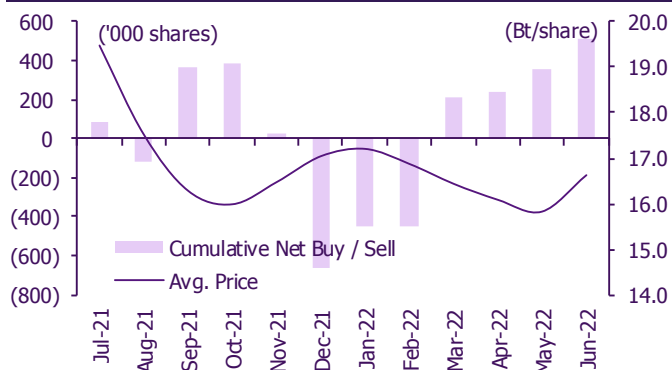
RJH



SPALI



UTP



Corporate calendar

June				
Monday	Tuesday	Wednesday	Thursday	Friday
27	28	29	30	
Share listing IRCP 2,380,952 Shares JCK 19,762,845 Shares JCKH 11,904,761 Shares PPPM 7,424,674,374 Shares SDC 15,432,098 Shares STOWER 10,001,924,804 Shares	XW CWT 1 : 600	XW META 21 : 5		

July				
Monday	Tuesday	Wednesday	Thursday	Friday
				1
				XW ALPHAX 10 : 1
4	5	6	7	8
XD LHSC Bt0.12 QHPF Bt0.11			XR GSC 1 : 1 @Bt3.06 XW GSC 2 : 1	
11	12	13	14	15
XD STANLY Bt8.5 XW ECL 3 : 1		Asamha Bucha Day	XE 7UP-W4 1 : 1 @Bt2.25	
18	19	20	21	22
		PD AEONTS Bt2.65 LHSC Bt0.12 QHPF Bt0.11		
25	26	27	28	29
	XD VGI Bt0.02	PD STANLY Bt8.5	H.M. King Maha Vajiralongkorn Phra Vajiraklaochaoyuhua's Birthday	Additional special holiday

XD - Cash Dividend
XD(ST) - Stock Dividend

PD - Payment Date
XR - Rights for Common

XW - Rights for Warrant
XT - Rights for Transferable Subscription Right

XE - Warrant Exercise
CW - Capital write-down

SP - Suspension

Disclaimer

The information in this report has been obtained from sources believed to be reliable. However, its accuracy or completeness is not guaranteed. Any opinions expressed herein reflect our judgment at this date and are subject to change without notice. This report is for information only. It is not to be construed as an offer, or solicitation of an offer to sell or buy any securities. We accept no liability for any loss arising from the use of this document. We or our associates may have an interest in the companies mentioned therein.

SCB Securities Company Limited ("SCBS") is a wholly-owned subsidiary of The Siam Commercial Bank Public Company Limited ("SCB"). Any information related to SCB is for sector comparison purposes.

This document is prepared by SCB Securities Company Limited ("SCBS") which is wholly-owned by the Siam Commercial Bank Public Company Limited ("SCB"). SCB acts as financial advisor of the SCG Chemicals Public Company Limited (SCGC). Any opinions, news, research, analyses, prices, statements, forecasts, projections and/or other information contained in this document (the "Information") is provided as general information purposes only and shall not be construed as individualized recommendation of an offer to buy or sell or the solicitation of an offer to buy or sell any securities. SCBS and/or its directors, officers and employees shall not be liable for any direct, indirect, incidental, special or consequential loss or damage, resulting from the use of or reliance on the Information, including without limitation to, damages for loss of profits. The investors shall use the Information in association with other information and opinion, including their own judgment in making investment decision. The Information is obtained from sources believed to be reliable, and SCBS cannot guarantee the accuracy, completeness and/or correctness of the Information.

This document is prepared by SCB Securities Company Limited ("SCBS") which is wholly-owned by The Siam Commercial Bank Public Company Limited ("SCB"). SCB may be appointed to act as financial advisor in relation to transactions to be carried out by Thai Oil Company Limited. Any opinions, news, research, analyses, prices, statements, forecasts, projections and/or other information contained in this document (the "Information") is provided as general information purposes only and shall not be construed as individualized recommendation of an offer to buy or sell or the solicitation of an offer to buy or sell any securities. SCBS and/or its directors, officers and employees shall not be liable for any direct, indirect, incidental, special or consequential loss or damage, resulting from the use of or reliance on the Information, including without limitation to, damages for loss of profits. The investors shall use the Information in association with other information and opinion, including their own judgment in making investment decision. The Information is obtained from sources believed to be reliable, and SCBS cannot guarantee the accuracy, completeness and/or correctness of the Information.

This document is prepared by SCB Securities Company Limited ("SCBS") which is wholly-owned by The Siam Commercial Bank Public Company Limited ("SCB"). SCB has acted as Financial Advisor, Lead Arranger of Global Power Synergy Public Company Limited. Any opinions, news, research, analyses, prices, statements, forecasts, projections and/or other information contained in this document (the "Information") is provided as general information purposes only, and shall not be construed as individualized recommendation of an offer to buy or sell or the solicitation of an offer to buy or sell any securities. SCBS and/or its directors, officers and employees shall not be liable for any direct, indirect, incidental, special or consequential loss or damage, resulting from the use of or reliance on the Information, including without limitation to, damages for loss of profits. The investors shall use the Information in association with other information and opinion, including their own judgment in making investment decision. The Information is obtained from sources believed to be reliable, and SCBS cannot guarantee the accuracy, completeness and/or correctness of the Information.

This document is prepared by SCB Securities Company Limited ("SCBS") which is wholly-owned by The Siam Commercial Bank Public Company Limited ("SCB"). SCB Asset Management Company Limited ("SCBAM") which is wholly-owned by The Siam Commercial Bank Public Company Limited ("SCB"). SCB has acted as Financial Advisor of Digital Telecommunications Infrastructure Fund. SCBAM has acted as Fund Manager of Digital Telecommunications Infrastructure Fund. Any opinions, news, research, analyses, prices, statements, forecasts, projections and/or other information contained in this document (the "Information") is provided as general information purposes only, and shall not be construed as individualized recommendation of an offer to buy or sell or the solicitation of an offer to buy or sell any securities. SCBS and/or its directors, officers and employees shall not be liable for any direct, indirect, incidental, special or consequential loss or damage, resulting from the use of or reliance on the Information, including without limitation to, damages for loss of profits. The investors shall use the Information in association with other information and opinion, including their own judgment in making investment decision. The Information is obtained from sources believed to be reliable, and SCBS cannot guarantee the accuracy, completeness and/or correctness of the Information.

SCBS reserves the right to modify the Information from time to time without notice and in its sole discretion. This document is delivered to intended recipient(s) only and is not permitted to reproduce, retransmit, disseminate, sell, distribute, republish, circulate or commercially exploit the Information in any manner without the prior written consent of SCBS.

Futures and Options trading carry a high level of risk with the potential for substantial losses, and are not suitable for all persons. Before deciding to trade Futures and Options, you should carefully consider your financial position, investment objectives, level of experience, and risk appetite if Futures and Options trading are appropriate. The possibility exists that you could sustain a loss of some or all of your initial investment. You should be aware of all the risks associated with Futures and Options trading, and you are advised to rely on your own judgment while making investment decision and/or should seek advice from professional investment advisor if you have any doubts.

This document is delivered to intended recipient(s) only and is not permitted to reproduce, retransmit, disseminate, sell, distribute, republish, circulate or commercially exploit the Information in any manner without the prior written consent of SCBS.

Copyright©2012 SCB Securities Company Limited. All rights reserved.

CG Rating 2021 Companies with CG Rating

Companies with Excellent CG Scoring

AAV, ADVANC, AF, AH, AIRA, AKP, AKR, ALT, AMA, AMATA, AMATAV, ANAN, AOT, AP, ARIP, ARROW, ASP, AUCTION, AWC, AYUD, BAFS, BANPU, BAY, BBL, BCP, BCPG, BDMS, BEM, BGC, BGRIM, BIZ, BKI, BOL, BPP, BRR, BTS, BTW, BWG, CENTEL, CFRESH, CHEWA, CHO, CIMBT, CK, CKP, CM, CNT, COM7, COMAN, COTTO, CPALL, CPF, CPI, CPN, CRC, CSS, DDD, DELTA, DEMCO, DRT, DTAC, DUSIT, EA, EASTW, ECF, ECL, EE, EGCO, EPG, ETC, FPI, FPT, FSMART, GBX, GC, GCAP, GFPT, GGC*, GLAND, GLOBAL, GPI, GPSC, GRAMMY, GULF, GUNKUL, HANA, HARN, HMPRO, ICC, ICHI, III, ILINK, ILM, INTUCH, IP, IRPC, ITTEL, IVL, JSP, JWD, K, KBANK, KCE, KKP, KSL, KTB, KTC, LALIN, LANNA, LH, LHFG, LIT, LPN, MACO, MAJOR, MAKRO, MALEE, MBK, MBKET, MC, MCOT, METCO, MFEC, MINT, MONO, MOONG, MSC, MTC, MVP, NCL, NEP, NER, NKI, NOBLE, NSI, NVD, NWR, NYT, OISHI, OR, ORI, OSP, OTO, PAP, PCSGH, PDG, PDJ, PG, PHOL*, PLANB, PLANET, PLAT, PORT, PPS, PR9, PREB, PRG, PRM, PROUD, PSH, PSL, PTG, PTT, PTTEP, PTTGC, PYLON, Q-CON, QH, QTC, RATCH, RS, S, S & J, SAAM, SABINA, SAMART, SAMTEL, SAT, SC, SCB, SCC, SCCC, SCG, SCGP, SCM, SDC, SEAFCO, SEAOL, SE-ED, SELIC, SENA, SHR, SIRI, SIS, SITHAI, SMK, SMPK, SNC, SONIC, SPALI, SPI, SPRC, SPVI, SSSC, SST, STA, STEC*, STI, SUN, SUSCO, SUTHA, SVI*, SYMC, SYNTEC, TACC, TASC, TCAP, TEAMG, TFMAMA, TGH, THANA, THANI, THCOM, THG, THIP, THRE, THREL, TIP*, TIPCO, TISCO, TK, TKT, TMT, TNDT, TNITY, TOA, TOP, TPBI, TQM, TRC, TRU, TRUE, TSC, TSR, TSTE, TSTH, TTA, TTB, TTCL, TTW, TU, TVD, TVI, TVO, TWPC, U, UAC, UBIS, UV, VGI, VIH, WACOAL, WAVE, WHA, WHAUP, WICE, WINNER, ZEN

Companies with Very Good CG Scoring

2S, 7UP, ABICO, ABM, ACE, ACG, ADB, AEONTS, AGE, AHC, AIT, ALL, ALLA, ALUCON, AMANAH, AMARIN, APCO, APCS, APURE, AQUA, ASEFA, ASIAN, ASK, ATP30, BA, BC, BEC, BFIT, BJCHI, BR, CBG, CGH, CHAYO, CHOTI, CI, CMC, CPL, CRD, CSP, DCC, ASAP, ASIA, ASIMAR, ASN, B, BAM, BCH, BEYOND, BJC, BLA, BROOK, CEN, CHARAN, CHG, CHOW, CIG, COLOR, CPW, CSC, CWT, DCON, DHOUSE, DOD, DOHOME, DV8, EASON, EFORL, ERW, ESSO, ESTAR, ETE, FE, FLOYD, FN, FNS, FORTH, FSS, FTE, FVC, GEL, GENCO, GJS, GYT, HEMP, HPT, HTC, HYDRO, ICN, IFS, IMH, IND, INET, INSET, INSURE, IRC, IRCP, IT, ITD*, J, JAS, JCK, JCKH, JMART, JMT, KBS, KCAR, KEX, KGI, KIAT*, KISS, KOOL, KTIS, KUMWEL, KUN, KWC, KWM, L&E, LDC, LEO, LHK, LOXLEY, LRH, LST, M, MATCH, MBAX, MEGA, META, MFC*, MGT, MICRO, MILL, MITSIB, MK, MODERN, MTI, NBC, NCAP, NCH, NETBAY, NEX, NINE, NRF, NTV, OCC, OGC, PATO, PB, PICO, PIMO, PJW, PL, PM, PMTA, PPP, PPPM, PRIME, PRIN, PRINC, PSTC, PT, QLT, RBF, RCL, RICHY, RML, ROJNA, RPC, RT, RWI, S11, SA, SAK, SALEE, SAMCO, SANKO, SAPPE, SAWAD, SCI, SCN, SCP, SE, SFLEX, SFP, SFT, SGF, SIAM, SINGER, SKE, SKN, SKR, SKY, SLP, SMIT, SMT, SNP, SO, SORKON, SPA, SPC, SPCG, SR, SRICHA, SSC, SSF, STANLY, STGT, STOWER*, STPI, SUC, SWC, SYNEX, T, TAE, TAKUNI, TBSP, TCC, TCMC, TEAM, TFG, TFI, TIGER, TITLE, TKN, TKS, TM, TMC, TMD, TMI, TMILL, TNL, TNP, TOG, TPA, TPAC, TPCS, TPS, TRITN, TRT, TSE, TVT, TWP, UEC, UMI, UOBKH, UP, UPF, UPOIC, UTP, VCOM, VL, VNT, VPO, VRANDA, WGE, WIJK, WP, XO, XPG, YUASA

Companies with Good CG Scoring

A, AI, AIE, AJ, AMC, APP, AQ, ARIN, AS, AU, B52, BEAUTY, BGT, BH, BIG, BLAND, BM, BROCK, BSBM, BSM, BYD*, CCP, CITY, CMO, CPT, CSR, EKH, EP, FMT, GLOCON*, GSC, HTECH, IHL, INGRS, JAK, JTS, KASET, KK, KWG, LEE, BTNC, CAZ, CGD, CMAN, CMR, CRANE, D, EMC, F&D, GIFT, GREEN, GTB, HUMAN, IIG, INOX, JR, JUBILE, KCM, KKC, KYE, LPH, MATI, M-CHAI, MCS, MDX, MJD, MORE, MUD, NC, NDR, NFC, NNCL, NOVA, NPK, NUSA, OCEAN, PAF, PF, PK, PLE, PPM, PRAKIT, PRAPAT, PRECHA, PTL, RCI*, RJH, RP, RPH, RSP, SABUY, SF, SGP, SICT, SIMAT, SISB, SK, SMART, SOLAR, SPACK, SPG, SQ, SSP, STARK, STC, SUPER, SVOA, TC, TCCC, THMUI, TNH, TNR, TOPP, TPCH, TPIPL, TPIPP, TPLAS, TPOLY, TQR, TTI, TYCN, UKEM, UMS, UNIQ, UPA, UREKA, VIBHA, W, WIN, WORK, WPH, YGG, ZIGA

Corporate Governance Report

The material contained in this publication is for general information only and is not intended as advice on any of the matters discussed herein. Readers and others should perform their own independent analysis as to the accuracy or completeness or legality of such information. The Thai Institute of Directors, its officers, the authors and editor make no representation or warranty as to the accuracy, completeness or legality of any of the information contained herein. By accepting this document, each recipient agrees that the Thai Institute of Directors Association, its officers, the authors and editor shall not have any liability for any information contained in, or for any omission from, this publication.

The survey result is as of the date appearing in the Corporate Governance Report of Thai Listed Companies. As a result, the survey result may be changed after that date. SCB Securities Company Limited does not conform nor certify the accuracy of such survey result.

To recognize well performers, the list of companies attaining "Good", "Very Good" and "Excellent" levels of recognition

(Not including listed companies qualified in the "no announcement of the results" clause from 1 January 2020 to 26 October 2021) is publicized.

¹ TIP was voluntarily delisted from the Stock Exchange of Thailand effectively on July 24, 2021

² RCI was voluntarily delisted from the Stock Exchange of Thailand, effectively on July 16, 2021

* บริษัทหรือกรรมการหรือผู้บริหารของบริษัทที่มีข่าวด้านกฏการกีดกันผู้ถือหุ้น เช่น การกระทำความผิดเกี่ยวกับหลักทรัพย์ การทุจริต คอรัปชั่น เป็นต้น ซึ่งการใช้ข้อมูล CGR ควรตระหนักถึงข้อดังกล่าวประกอบด้วย

Anti-corruption Progress Indicator

Certified (ได้รับการรับรอง)

2S, 7UP, ADVANC, AF, AI, AIE, AIRA, AKP, AMA, AMANAH, AMATA, AMATAV, AP, APCS, AQUA, ARROW, AS, ASIAN, ASK, ASP, AWC, AYUD, B, BAFS, BAM, BANPU, BAY, BBL, BCH, BCP, BCPG, BEB, BEYOND, BGC, BGRIM, BKI, BLA, BPP, BROOK, BRR, BSBM, BTS, BWG, CEN, CENTEL, CFRESH, CGH, CHEWA, CHOTI, CHOW, CIG, CIMBT, CM, CMC, COM7, COTTO, CPALL, CPF, CPI, CPN, CSC, DCC, DELTA, DEMCO, DIMET, DRT, DTAC, DUSIT, EA, EASTW, ECL, EGCO, EP, EPG, ERW, ESTAR, ETE, FE, FNS, FPI, FPT, FSMART, FSS, FTE, GBX, GC, GCAP, GEL, GFPT, GGC, GJS, GPI, GPSC, GSTEEL, GULF, GUNKUL, HANA, HARN, HEMP, HENG, HMPRO, HTC, ICC, ICHI, IFS, ILINK, INET, INSURE, INTUCH, IRC, IRPC, ITTEL, IVL, JKN, JR, K, KASET, KBANK, KBS, KCAR, KCE, KGI, KKP, KSL, KTB, KTC, KWI, L&E, LANNA, LH, LHFG, LHK, LPN, LRH, M, MAKRO, MALEE, MATCH, MBAX, MBK, MC, MCOT, META, MFC, MFE, MILL, MINT, MONO, MOONG, MSC, MST, MTC, MTI, NATION, NBC, NEP, NINE, NKI, NOBLE, NOK, NSI, NWR, OCC, OGI, ORI, PAP, PATO, PB, PCSGH, PDG, PDJ, PG, PHOL, PK, PL, PLANB, PLANET, PLAT, PM, PPT, PPPM, PPS, PR9, PREB, PRG, PRINC, PRM, PROS, PSH, PSL, PSTC, PT, PTG, PTT, PTTEP, PTTGC, PYLON, Q-CON, QH, QLT, QTC, RATCH, RML, RWI, S & J, SAAM, SABINA, SAPPE, SAT, SC, SCB, SCC, SCCC, SCG, SCGP, SCM, SCN, SEAOL, SE-ED, SELIC, SENA, SGP, SINGER, SIRI, SITHAI, SKR, SMIT, SMC, SMPK, SNC, SNP, SORKON, SPACK, SPALI, SPC, SPI, SPRC, SRICHA, SSF, SSP, SSSC, SST, STA, STOWER, SUSCO, SVI, SYMC, SYNTEC, TAE, TAKUNI, TASC, TCAP, TCMC, TFG, TFI, TFMAMA, TGH, THANI, THCOM, THIP, THRE, THREL, TIDLOR, TIPCO, TISCO, TKS, TKT, TMILL, TMT, TNITY, TNL, TNP, TNR, TOG, TOP, TOPP, TPA, TPCS, TPP, TRU, TRUE, TSC, TSTE, TSTH, TTA, TTB, TTCL, TU, TVD, TVI, TVO, TWPC, U, UBE, UBIS, UEC, UKEM, UOBKH, UPF, UV, VGI, VIH, WACOAL, WHA, WHAUP, WICE, WIJK, XO, YUASA, ZEN, ZIGA

Declared (ประกาศเจตนารมณ์)

AH, AJ, ALT, APCO, B52, BEC, CHG, CI, CPL, CPR, CPW, CRC, DDD, DHOUSE, DOHOME, ECF, EKH, ETC, EVER, FLOYD, GLOBAL, III, ILM, INOX, JTS, KEX, KUMWEL, LDC, MAJOR, MEGA, NCAP, NOVA, NRF, NUSA, NYT, OR, PIMO, PLE, RS, SAK, SIS, STECH, STGT, SUPER, SVT, TKN, TMI, TQM, TSI, VARO, VCOM, VIBHA, WIN

N/A

3K-BAT, A, A5, AAV, ABICO, ABM, ACAP, ACC, ACE, ACG, ADB, ADD, AEONTS, AFC, AGE, AHC, AIT, AJA, AKR, ALL, ALLA, ALPHAX, ALUCON, AMARIN, AMC, AMR, ANAN, AOT, APEX, APP, APURE, AQ, ARIN, ARIP, ASAP, ASEFA, ASIA, ASIMAR, ASN, ASW, ATP30, AU, AUCTION, BA, BBGI, BBIK, BC, BCT, BDMS, BEAUTY, BEM, BFIT, BGT, BH, BIG, BIOTECH, BIS, BIZ, BJC, BJCHI, BKD, BLAND, BLISS, BM, BOL, BR, BRI, BROCK, BSM, BTNC, BTW, BUI, BYD, CAZ, CBG, CCET, CCP, CEYE, CGD, CHARAN, CHAYO, CHO, CITY, CIVIL, CK, CKP, CMAN, CMO, CMR, CNT, COLOR, COMAN, CPANEL, CPH, CPT, CRANE, CRD, CSP, CSR, CSS, CTW, CV, CWT, D, DCON, DITTO, DMT, DOD, DPAINT, DTIC, DV8, EASON, EE, EFORL, EMC, ESSO, F&D, FANCY, FMT, FN, FORTH, FTI, FVC, GENCO, GIFT, GL, GLAND, GLOCON, GLORY, GRAMMY, GRAND, GREEN, GSC, GTB, GYT, HFT, HL, HPT, HTECH, HUMAN, HYDRO, ICN, IFEC, IHL, IIG, IMH, IND, INGRS, INSET, IP, IRCP, IT, ITD, J, JAK, JAS, JCK, JCKH, JCT, JDF, JMART, JMT, JP, JUBILE, JWD, KAMART, KC, KCC, KCM, KDH, KIAT, KISS, KK, KKC, KOOL, KTIS, KUN, KWC, KWM, KYE, LALIN, LEE, LEO, LIT, LOXLEY, LPH, LST, MACO, MANRIN, MATI, MAX, M-CHAI, MCS, MDX, MENA, METCO, MGT, MICRO, MIDA, MITSIB, MJD, MK, ML, MODERN, MORE, MPIC, MUD, MVP, NC, NCH, NCL, NDR, NER, NETBAY, NEW, NEWS, NEX, NFC, NNCL, NPK, NSL, NV, NVD, OHTL, OISHI, ONEE, OSP, OTO, PACE, PACO, PAE, PAF, PEACE, PERM, PF, PICO, PIN, PJW, PLUS, PMTA, POLAR, POMPUI, PORT, POST, PPM, PRAKIT, PRAPAT, PRECHA, PRIME, PRIN, PRO, PROEN, PROUD, PSG, PTC, PTECH, PTL, RAM, RBF, RCL, RICHY, RJH, ROCK, ROH, ROJNA, RP, RPC, RPH, RSP, RT, S, S11, SA, SABUY, SAFARI, SALEE, SAM, SAMART, SAMCO, SAMTEL, SANKO, SAUCE, SAWAD, SAWANG, SCI, SCP, SDC, SE, SEAFCO, SECURE, SENAJ, SFLEX, SFP, SFT, SGF, SHANG, SHR, SIAM, SICT, SIMAT, SISB, SK, SKE, SKN, SKY, SLM, SLP, SMART, SMD, SMT, SNNP, SO, SOLAR, SONIC, SPA, SPCG, SPG, SPVI, SQ, SR, SSC, SSS, STANLY, STARK, STC, STEC, STHAI, STI, STP, STPI, SUC, SUN, SUTHA, SVH, SVOA, SWC, SYNEX, TACC, TAPAC, TC, TCC, TCCC, TCJ, TCOAT, TEAM, TEAMG, TEKA, TFM, TGPRO, TH, THAI, THANA, THE, THG, THL, THMUI, TIGER, TIPIH, TITL, TK, TKC, TM, TMC, TMD, TMW, TNDT, TNH, TNPC, TOA, TPAC, TPBI, TPCH, TPIPL, TPIPP, TPLAS, TPOLY, TPS, TQR, TR, TRC, TRITN, TRT, TRUBB, TRV, TSE, TSF, TSR, TTI, TTT, TTW, TVT, TWP, TWZ, TYCN, UAC, UMI, UMS, UNIQ, UP, UPA, UPOIC, UREKA, UTP, UVAN, VL, VNG, VPO, VRANDA, W, WAVE, WFX, WGE, WINMED, WINNER, WORK, WORLD, WP, WPH, XPG, YGG

Explanations

Companies participating in Thailand's Private Sector Collective Action Coalition Against Corruption programme (Thai CAC) under Thai Institute of Directors (as of May 9, 2022) are categorised into: companies that have declared their intention to join CAC, and companies certified by CAC.