



## Market today

**“Hit by concerns on pressure on fund flows from the economy and weaker Thai baht.”**

The SET is seen to have limited room for recovery with resistances at 1,570 and 1,578 as it lacks any real support. Overall, the market is likely to decline with a support range between 1,545 and 1,550, continuing to feel the pressure from worries of a recession brought by interest rate hikes by central banks and a weakening Thai baht and the effect these will have on fund flows.



## Today's highlights

- Many research houses are forecasting a recession in the US, which will move to the eurozone, the UK, Japan, South Korea, Australia and Canada in the next twelve months.
- Today keep an eye on Thailand's inflation report, expected at 7.5% YoY and the Cabinet meeting at which it will look at setting up boards to tackle the food and energy crises as suggested by the NSC.
- The OFFO has fixed diesel price at Bt35 per litre for the third week after the Cabinet approved a 50% subsidy from July to September if the price exceeds Bt35 per litre.



## Strategy today

In the short-term, SET volatility is high and we do not expect a hard or fast recovery as not only is there no real support, but the outlook for the economy as a whole is dimmed by pressure from the Fed's signal that it will tighten monetary policy to battle inflation, which may cause a recession. We suggest “selective buy” in good quality defensive stocks with specific positive drivers.

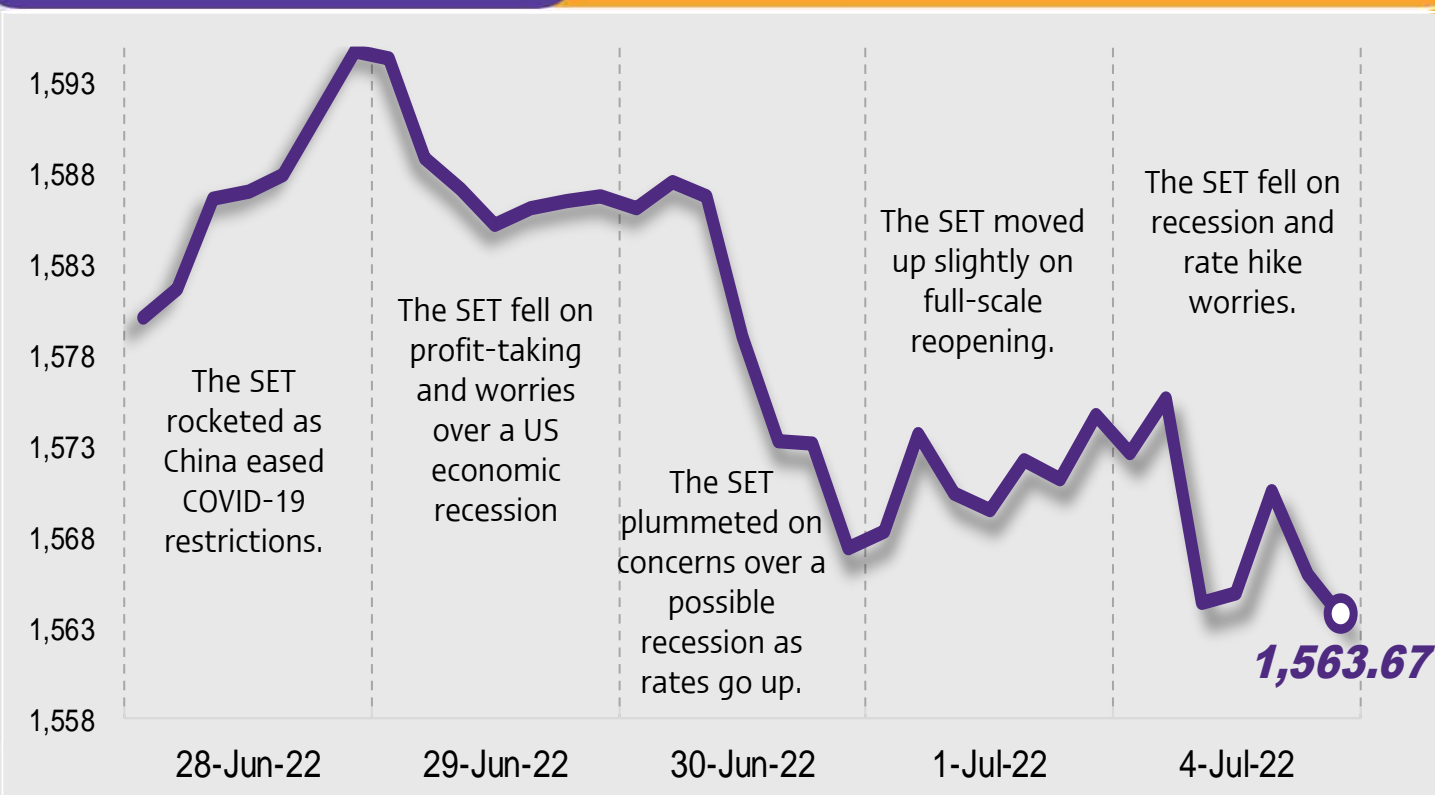
See the end of this report for disclaimer

## Daily report

Tuesday, July 05, 2022

### Support - Resistances

1550/1545 – 1570/1578



## Trading today

**Weekly portfolio:** Volatility is high due to pressures from inflation and the economy, which is likely to enter recession. Therefore we recommend being cautious and selective, choosing good quality defensive stocks with positive drivers:

- 1) stocks that are expected to report good earnings growth and benefit from the Middle East market which has high purchasing power and economic growth – OSP, CBG, CPF, GFPT, SAT, VNG and BH;
- 2) energy stocks who will post outstanding 2Q22 earnings thanks to high oil price and refinery margin and a tight energy market – BCP, PTTEP.
- 3) banks for which 2Q22 preview shows solid earnings growth both YoY and QoQ and benefit from an upward interest rate trend – KBANK and BBL.



## Daily focus

**PTTEP:** benefits from a tightening world oil market while 2Q22 net profit is expected to double QoQ to Bt20.4bn (announced on Aug 1) on a lower loss from oil price hedging and higher crude oil price.

**ADVANC:** slightly positive sentiment towards its purchase of 99% of TTTBB (JAS subsidiary operating fixed broadband internet) for Bt19.5bn and the purchase of 19% of JASIF from JAS for Bt12.9bn. If the transactions go through, 2023 earnings are expected to increase by 2.9%.

## Today's reports

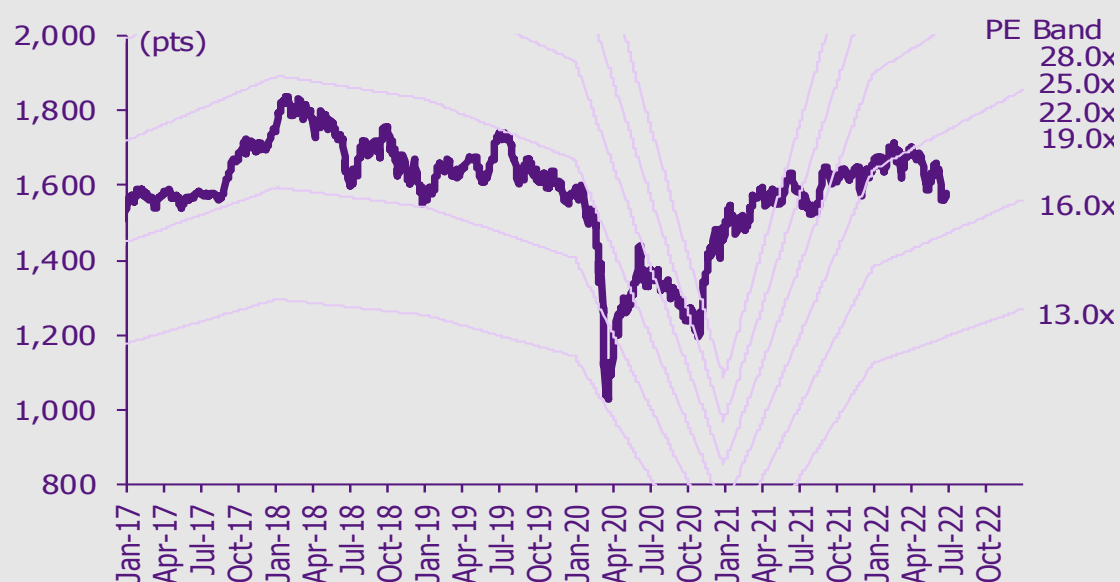
**ADVANC** – Key focal point is approval at JASIF

**PTTEP** – Profit to double QoQ to record high in 2Q22F

## What to watch

Date	Event
4 Jul	<b>Economic release:</b> JP – Consumer confidence for Jun EU – PPI for May <b>Event:</b> OPEC-JMMC meeting
5 Jul	<b>Economic release:</b> JP/EU final services PMI for Jun <b>Event:</b> OPEC meetings
6 Jul	<b>Economic release:</b> EU – Economic forecasts, retail sales for May, US – ISM services PMI for May, JOLTS job opening
7 Jul	<b>Economic release:</b> JP – Household spending for May, US – ADP non-farm employment change for Jun, unemployment claims, trade balance for May, crude oil inventories
8 Jul	<b>Economic release:</b> US – Average hourly earnings, non-farm employment change and unemployment rate for Jun

## SET Index movement



See the end of this report for disclaimer

## SET index series

Index	4 Jul (pts)	Chg (pts)	Chg (%)	Value (Btmn)
SET	1,560.27	(12.40)	(0.79)	55,686.41
SET50	950.85	(5.14)	(0.54)	28,273.91
SET100	2,152.68	(13.99)	(0.65)	36,278.16
sSET	1,031.87	(17.31)	(1.65)	2,205.24
SETCLMV	986.31	(5.59)	(0.56)	19,141.70
SETHD	1,137.00	(5.44)	(0.48)	15,130.75
SETTHSI	994.33	(6.48)	(0.65)	25,775.65
SETWB	959.22	(4.81)	(0.50)	11,313.05
mai	587.04	(10.44)	(1.75)	3,022.83

## Trading summary by investor type

(Btmn)	4 Jul	WTD	MTD	YTD
<b>Foreign</b>				
Net	(1,438)	(1,438)	(2,185)	110,444
Breakdown (%)	45.97	45.97	47.06	46.86
<b>Institution</b>				
Net	(1,254)	(1,254)	(183)	(89,157)
Breakdown (%)	7.71	7.71	9.02	7.81
<b>PropTrade</b>				
Net	(114)	(114)	(738)	706
Breakdown (%)	9.11	9.11	9.30	8.55
<b>Individual</b>				
Net	2,806	2,806	3,106	(21,993)
Breakdown (%)	37.22	37.22	34.62	36.78

% of total trade value for each investor type

## S50 futures trading by foreign investors

(Contract)	4-Jul	WTD	MTD	YTD
Foreign	2,325	2,325	21,115	(7,089)
Institution	(2,265)	(2,265)	(3,925)	9,406
Customer	(60)	(60)	(17,190)	(2,317)

## Bond trading by foreign investors














(Btmn)	4-Jul	WTD	MTD	YTD
Buy	1,391	1,391	6,454	646,313
Sell	3,588	3,588	8,042	539,532
Net	-2,196	-2,196	-1,588	106,781

Investment Strategy Department



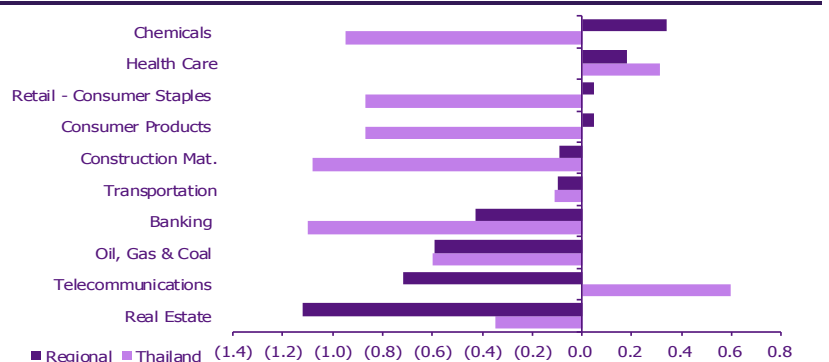
## Market update

### Global market movement

	4-Jul	Index	Chg (pts)	Performance (%)				PE (x)		EPS gth (%)		PBV (x)		ROE (%)	
				1D	WTD	MTD	YTD	22F	23F	22F	23F	22F	23F	22F	23F
S&P 500		3,825	0.00	0.0	0.0	1.1	(19.7)	16.7	15.3	18.4	8.8	3.5	3.1	22.1	28.5
Euro Stoxx 600		409	2.18	0.5	0.5	0.5	(16.1)	11.9	11.3	22.7	5.2	1.6	1.5	11.6	11.4
Japan		26,154	218.19	0.8	0.8	(0.9)	(9.2)	14.6	13.7	1.8	6.6	1.5	1.4	9.7	10.0
Hang Seng		21,830	(29.44)	(0.1)	(0.1)	(0.1)	(6.7)	11.2	9.8	(26.1)	14.6	1.2	1.1	11.2	11.2
MSCI Asia x J		647	(0.83)	(0.1)	(0.1)	(0.9)	(18.0)	12.5	11.2	1.3	11.7	1.5	1.3	11.6	11.5
Philippines		6,184	18.27	0.3	0.3	0.5	(13.2)	15.1	12.5	20.2	21.2	1.4	1.3	8.3	9.5
Indonesia		6,639	(155.16)	(2.3)	(2.3)	(3.9)	0.9	16.6	15.8	20.4	5.1	1.9	1.8	(7.6)	(7.3)
Malaysia		1,438	(12.22)	(0.8)	(0.8)	(0.5)	(8.3)	13.8	12.5	(0.2)	10.7	1.4	1.3	10.2	11.0
Thailand		1,560	(12.40)	(0.8)	(0.8)	(0.5)	(5.9)	16.0	14.5	13.1	9.9	1.6	1.5	8.3	8.9
<b>Asean 4 - simple avg.</b>				<b>(0.9)</b>	<b>(0.9)</b>	<b>(1.1)</b>	<b>(6.6)</b>	<b>15.4</b>	<b>13.8</b>	<b>13.4</b>	<b>11.7</b>	<b>1.6</b>	<b>1.5</b>	<b>4.8</b>	<b>5.5</b>
China		3,405	17.79	0.5	0.5	0.2	(6.4)	11.8	10.4	17.7	13.4	1.4	1.3	11.0	10.9
India		53,235	326.84	0.6	0.6	0.4	(8.6)	19.1	16.4	19.9	16.5	2.9	2.5	15.3	15.6
Singapore		3,120	24.65	0.8	0.8	0.6	(0.1)	12.5	10.9	9.0	14.9	1.0	1.0	8.8	9.7
Taiwan		14,217	(126.02)	(0.9)	(0.9)	(4.1)	(22.0)	9.8	10.0	9.8	(1.7)	1.8	1.7	20.1	18.2
Korea		2,300	(5.08)	(0.2)	(0.2)	(1.4)	(22.7)	9.3	8.1	2.6	15.3	0.9	0.8	7.1	12.4
<b>Others</b>				<b>0.2</b>	<b>0.2</b>	<b>(0.9)</b>	<b>(12.0)</b>	<b>12.5</b>	<b>11.1</b>	<b>11.8</b>	<b>11.7</b>	<b>1.6</b>	<b>1.5</b>	<b>12.5</b>	<b>13.4</b>

### Regional sector movement

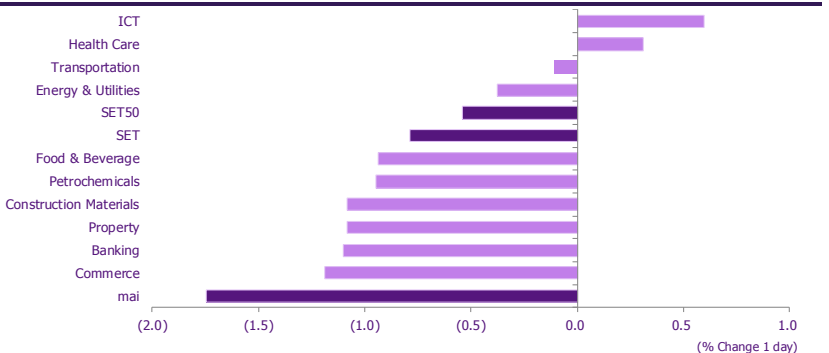
	Price performance (%) *			
	4-Jul	WoW	MoM	YTD
Banking	(0.43)	(2.65)	(5.72)	(12.46)
Chemicals	0.34	(1.11)	(1.37)	(6.62)
Construction Mat.	(0.09)	(0.74)	(4.59)	(7.54)
Consumer Products	0.05	(1.05)	(3.74)	(7.15)
Health Care	0.18	(0.19)	(1.16)	(12.17)
Oil, Gas & Coal	(0.59)	(1.78)	(4.49)	(3.80)
Real Estate	(1.12)	(1.74)	(1.75)	(15.44)
Retail - Consumer Staples	0.05	(1.05)	(3.74)	(7.15)
Telecommunications	(0.72)	(2.12)	(5.60)	(15.50)
Transportation	(0.10)	(1.58)	(4.12)	(7.41)



\* Regional sector price performances (%) are based on US\$ and Thai sector price performances (%) are based on baht

### Thailand sector movement

	Price performance (%)			
	4-Jul	WoW	MTD	YTD
Banking	(1.10)	(0.74)	(0.72)	(11.68)
Commerce	(1.19)	(1.50)	(0.46)	(7.17)
Construction Materials	(1.08)	(2.03)	(0.80)	(6.15)
Energy & Utilities	(0.37)	(0.48)	0.21	(2.79)
Food & Beverage	(0.94)	(1.92)	(1.08)	(1.67)
Health Care	0.31	1.91	0.82	13.79
ICT	0.60	(1.81)	0.77	(9.29)
Petrochemicals	(0.95)	(2.91)	(1.94)	(8.53)
Property	(1.08)	(0.78)	(0.82)	(3.13)
Transportation	(0.11)	0.09	(0.34)	6.94
SET	(0.79)	(1.26)	(0.51)	(5.87)
SET50	(0.54)	(0.82)	(0.02)	(4.03)
MAI	(1.75)	(4.11)	(1.78)	0.84



### 10 Most active stocks by value

Stock	Price (Bt)	Value (Btmn)	Chg (%)
PTT	34.25	2,364.89	(0.72)
ADVANC	200.00	2,273.01	1.27
JASIF	9.10	2,204.42	(4.21)
TU	15.50	2,011.64	(6.63)
JAS	3.12	1,724.82	(13.33)
PTTEP	159.00	1,544.95	0.00
KCE	56.50	1,392.07	(7.00)
AOT	71.00	1,311.03	0.71
CBG	110.50	1,249.19	1.84
KBANK	149.50	1,022.96	(1.32)

### Top 10 gainers

Stock	Price (Bt)	Value (Btmn)	Chg (%)
WIN	1.70	157.17	25.93
PRECHA	1.79	78.33	21.77
JTS	140.50	288.50	12.85
TCMC	2.32	135.93	10.48
CMR	2.94	339.08	8.09
BCT	55.50	4.73	6.73
TRC	0.33	22.87	6.45
UP	23.00	0.37	5.99
LPH	6.00	13.38	4.35
SO	12.30	17.73	4.24

### Top 10 losers

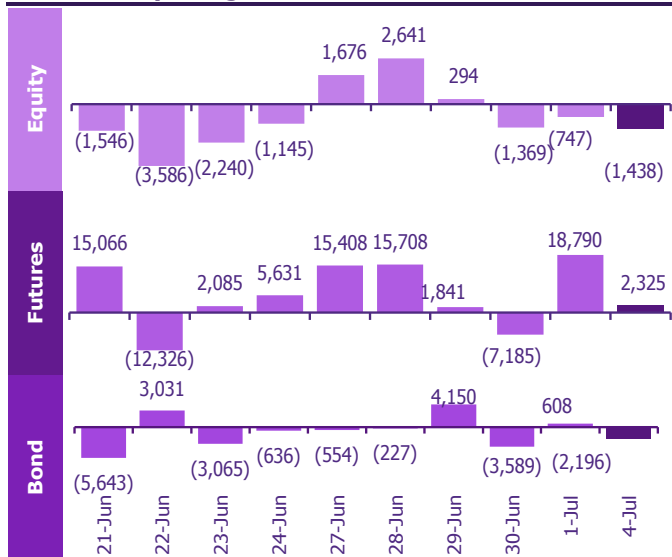
Stock	Price (Bt)	Value (Btmn)	Chg (%)
TH	4.18	197.23	(14.69)
JAS	3.12	1,724.82	(13.33)
BYD	10.50	368.01	(11.02)
SLP	0.73	1.15	(10.98)
MPIC	1.80	3.91	(10.89)
SDC	0.28	10.71	(9.68)
PRG	12.10	12.21	(9.02)
THREL	4.60	76.82	(8.91)
W	2.78	17.78	(8.55)
CIVIL	3.76	14.22	(7.84)

## Fund flow monitor

### Regional foreign fund flows to equity

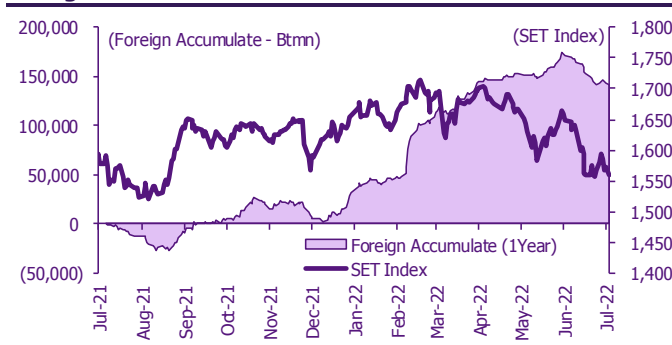
(US\$ Mn)	Thailand	Indonesia	Philippines	Malaysia	Vietnam	India	Taiwan	South Korea	Japan
<b>Daily</b>									
4-Jul-22	(40)	(74)	(11)		(6)		(152)	(138)	
1-Jul-22	(21)	(4)	(4)	(3)	(9)	(361)	(357)	(339)	
30-Jun-22	(39)	(5)	(15)	(45)	0	(33)	(835)	(307)	
29-Jun-22	8	(68)	(12)	(22)	(1)	(39)	(99)	(292)	
28-Jun-22	75	(101)	(3)	4	7	(108)	(459)	(210)	
<b>Weekly</b>									
<b>WTD</b>	<b>(40)</b>	<b>(74)</b>	<b>(11)</b>	<b>(73)</b>	<b>(6)</b>	<b>(681)</b>	<b>(152)</b>	<b>(138)</b>	<b>(3,178)</b>
1-Jul-22	71	(266)	(41)	(73)	8	(681)	(1,436)	(950)	0
24-Jun-22	(311)	(282)	(37)	(14)	3	(967)	(799)	(998)	(3,178)
17-Jun-22	(352)	(93)	(69)	(116)	41	(2,986)	(3,703)	(1,086)	(6,980)
10-Jun-22	(170)	90	(48)	(99)	33	(1,426)	(1,459)	(1,860)	1,536
<b>Monthly</b>									
<b>MTD</b>	<b>(61)</b>	<b>(78)</b>	<b>(15)</b>	<b>(3)</b>	<b>(14)</b>	<b>(361)</b>	<b>(509)</b>	<b>(477)</b>	<b>0</b>
Jun-22	(841)	(501)	(207)	(291)	89	(6,342)	(7,724)	(4,796)	(9,556)
May-22	592	(243)	(350)	18	138	(4,871)	57	170	(1,993)
Apr-22	321	2,783	(99)	193	170	(3,816)	(9,102)	(4,963)	29,604
<b>YTD</b>	<b>3,381</b>	<b>4,190</b>	<b>(791)</b>	<b>1,458</b>	<b>60</b>	<b>(28,918)</b>	<b>(34,579)</b>	<b>(16,563)</b>	<b>573</b>

### Thailand daily foreign net flows

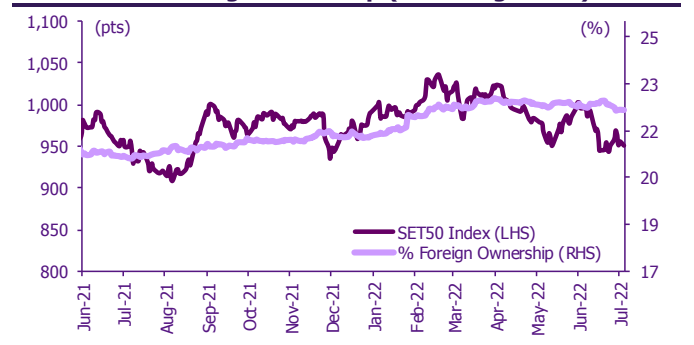


	Equity (Btmn)	SET50 futures (Contract)	Bond (Btmn)*	Bond (Btmn)
<b>Daily</b>				
4-Jul-22	(1,438)	2,325	440	(2,196)
<b>Weekly</b>				
<b>WTD</b>	<b>(1,438)</b>	<b>2,325</b>	<b>440</b>	<b>(2,196)</b>
1-Jul-22	2,495	44,562	8,541	389
24-Jun-22	(11,011)	5,118	1,003	(3,300)
17-Jun-22	(12,328)	(118,798)	(22,666)	(5,903)
10-Jun-22	(5,890)	(18,097)	(3,566)	(5,022)
<b>Monthly</b>				
<b>MTD</b>	<b>(2,185)</b>	<b>21,115</b>	<b>4,000</b>	<b>(1,588)</b>
Jun-22	(29,387)	(101,334)	(19,303)	(14,819)
May-22	20,284	109,007	21,576	30,012
Apr-22	10,869	(66,776)	(13,291)	7,617
<b>Quarterly</b>				
<b>QTD</b>	<b>1,765</b>	<b>(59,103)</b>	<b>(11,018)</b>	<b>22,811</b>
1Q22	110,864	30,899	6,488	85,559
4Q21	28,128	44,270	8,986	110,523
3Q21	(443)	6,232	1,282	21,383
2Q21	(46,593)	(7,583)	(994)	76,603
<b>YTD</b>				
2021	(48,578)	27,284	6,522	212,522
2020	(264,386)	16,359	2,442	(35,245)

### Foreign net flow and SET movement



### SET50 and its foreign ownership (excluding NVDR)



### Foreign buy/sell activity monitor

#### Most foreign holding value change

	Fgn hld (%)	Δ Fgn (M.shares)	Buy* (Btmn)
INTUCH	31.64	2.60	180
AOT	9.08	1.85	132
CPALL	33.03	1.95	120
TRUE	49.00	13.55	63
KTB	10.79	3.30	51
BH	24.44	0.19	35
TOP	14.54	0.47	24
HANA	53.17	0.60	23
OR	3.37	0.80	20
RATCH	4.16	0.51	19

#### Top-5 NVDR net buy/sell

	Fgn hld (%)	Δ Fgn (M.shares)	Sell* (Btmn)	Buy* (Btmn)	Sell* (Btmn)
BBL	24.82	(2.35)	(313)	400	(369)
CPN	23.25	(3.62)	(218)	187	(310)
KBANK	42.83	(1.12)	(168)	125	(282)
SCB	18.26	(1.62)	(165)	110	(266)
ADVANC	35.54	(0.82)	(164)	103	(201)
PTT	8.54	(4.50)	(154)	92	(175)
PTTEP	15.84	(0.90)	(144)	91	(124)
MEGA	12.22	(2.46)	(116)	75	(114)
JMT	5.87	(1.30)	(96)	73	(89)
TISCO	46.12	(0.99)	(87)	70	(83)
IVL				400	(369)
PTTEP				187	(310)
BDMS				125	(282)
ADVANC				110	(266)
CBG				103	(201)
CPF				92	(175)
COM7				91	(124)
GLOBAL				75	(114)
THG				73	(89)
GULF				70	(83)
TU					(369)
JMART					(310)
PTT					(282)
HANA					(266)
KBANK					(201)
AOT					(175)
KCE					(124)
SCB					(114)
JAS					(89)
DELTA					(83)

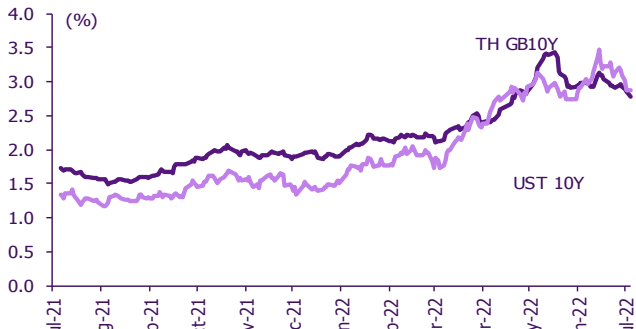
\* SCBS Investment Research estimates

# Multi-asset price update

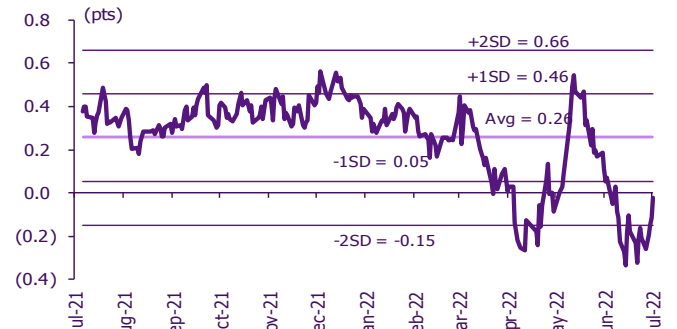
## Key indicator update

	Close	4-Jul	WoW	MoM	YoY	YTD
<b>Financial market condition</b>						
VIX Index	27.53	3.11	2.15	11.05	82.68	59.87
Europe CDS (bps)	119.318	(1.00)	10.10	30.57	73.29	71.44
LIBOR OIS Spread (bps)	0.10136	0.00	(0.47)	(0.70)	5.90	1.12
TED Spread (bps)	0.6542	0.00	6.38	15.92	55.43	47.55
<b>Exchange rate</b>						
Dollar Index	105.14	0.02	1.15	2.91	13.99	9.90
USD/THB	35.70	0.44	0.92	4.07	11.23	7.52
EUR/USD	1.04	(0.09)	(1.55)	(2.80)	(12.16)	(8.33)
USD/JPY	135.62	0.33	0.14	3.64	22.13	17.86
<b>Bond: (Change in basis points)</b>						
TH Gov Bond 2Y	1.72%	(1.09)	(3.63)	13.55	120.96	106.71
TH Gov Bond 10Y	2.79%	(7.01)	(15.39)	(19.20)	103.11	88.86
US Gov Bond 2Y	2.92%	9.75	(17.31)	23.52	267.67	218.80
US Gov Bond 10Y	2.94%	6.25	(24.17)	(0.33)	150.14	142.01
<b>Commodities</b>						
CRB Index	589.70	0.00	(1.31)	(6.26)	6.35	1.97
Gold (US\$/oz)	1,807.23	(0.16)	(0.80)	(2.37)	1.12	(1.20)
Gross Refining Margin (US\$/bbl)	37.58	0.00	0.00	(2.36)	n.m.	515.06
Dubai Crude (US\$/bbl)	113.24	0.00	0.48	0.52	58.22	54.73
NYMEX Crude (US\$/bbl)	108.43	0.00	(1.04)	(8.78)	44.27	123.84
Baltic Dry Index (pts)	2,159.00	(2.48)	(5.93)	(18.00)	(34.28)	(2.62)

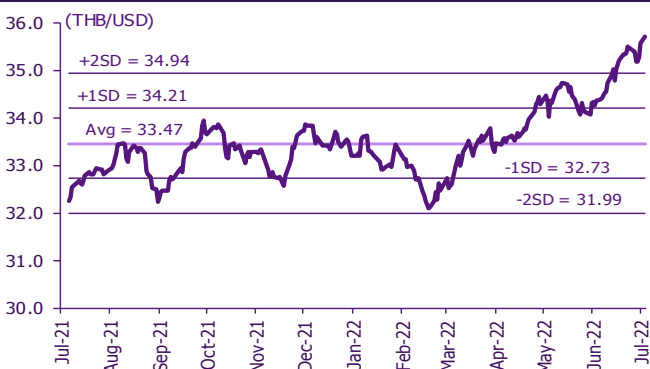
### Thai and US 10-year government bond yield



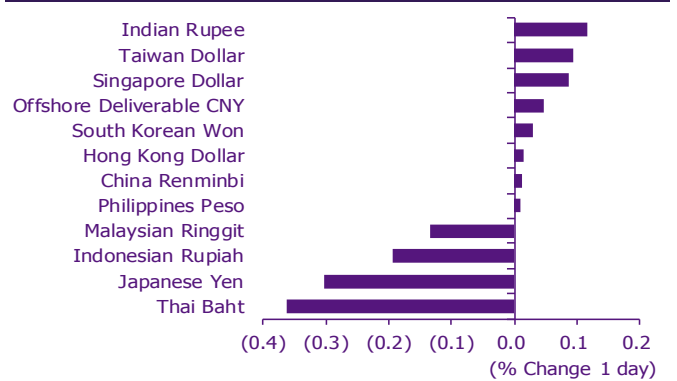
### Thai and US 10-year government bond spread



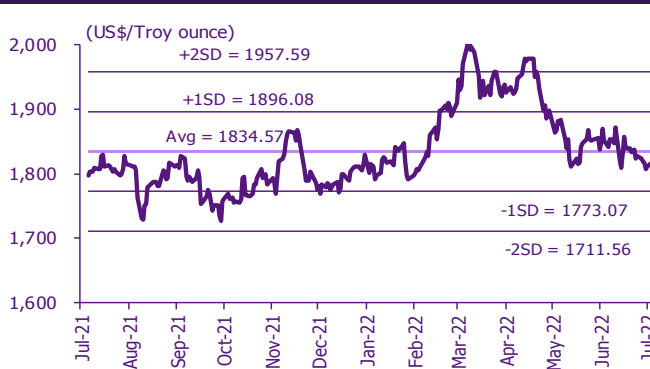
### THB/USD exchange rate



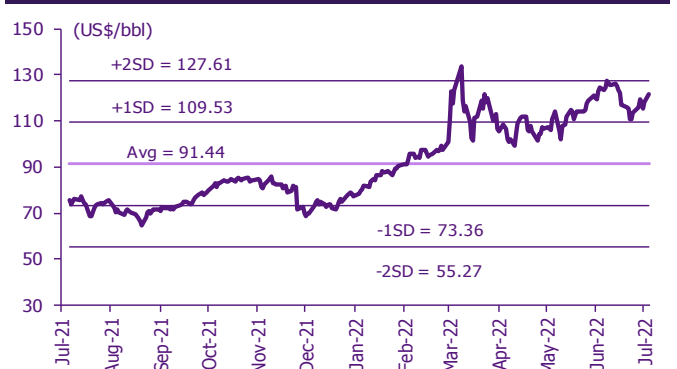
### Regional foreign exchange rate spot return



### Gold



### Brent crude



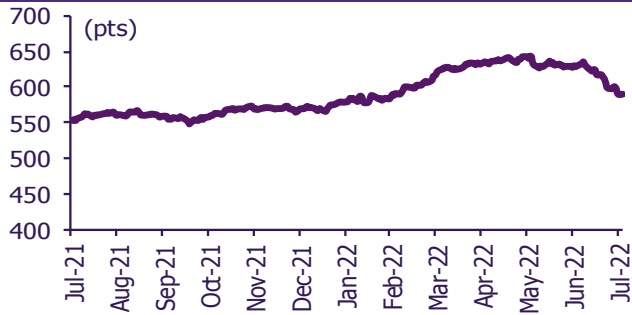
# Commodities daily price update

	As of 4-Jul-22	-1W %	Avg. Price QTD in 3Q22	% QoQ	% YoY	Avg. Price in '21	% YoY	Avg. Price in '22	% YoY	Update
<b>CRB Index</b>	<b>589.70</b>	(1.5)	589.70	(6.4)	5.7	535.54	36.83	616.48	15.1	Daily
<b>Energy Prices</b>										
Crude Oil - Dubai (US\$/bbl)	<b>114.96</b>	7.3	113.58	4.3	59.2	68.86	63.18	103.10	49.7	Daily
Brent Crude (US\$/bbl)	<b>121.46</b>	7.0	119.93	6.3	64.3	70.52	66.54	106.45	50.9	Daily
West Texas Int. Cushing (US\$/bbl)	<b>108.43</b>	(1.0)	108.43	(0.4)	48.5	68.06	72.51	102.04	49.9	Daily
Crude Oil - Asia-Pacific Tapis Oil Spot (US\$/bbl)	<b>124.20</b>	5.2	122.98	3.6	68.5	71.82	61.89	111.64	55.4	Daily
Natural Gas Henry Hub (US\$/mmBTU)	<b>5.62</b>	(10.3)	5.62	(25.9)	66.3	3.13	30.07	6.08	94.1	Daily
Coal Price NEX (US\$/MT)	<b>386.96</b>	(4.1)	386.96	4.2	138.2	138.28	135.73	322.20	133.0	Friday
<b>Oil Product Prices and Gross Refinery Margin</b>										
Gas Oil 500 ppm Sulfur Singapore (US\$/bbl)	<b>147.20</b>	(11.7)	150.05	1.2	90.5	76.20	52.83	130.28	71.0	Daily
Gas Oil - Dubai (US\$/bbl)	<b>32.24</b>	(45.9)	36.47	(7.3)	390.7	7.34	(4.17)	27.18	270.1	Daily
Gasoline, 92 RON Spot (US\$/bbl)	<b>132.95</b>	(12.0)	131.45	(11.4)	63.6	76.66	75.97	123.91	61.6	Daily
Gasoline - Dubai (US\$/bbl)	<b>17.99</b>	(59.0)	17.87	(37.1)	98.6	7.80	472.22	20.81	167.0	Daily
Fuel Oil 180 Singapore Spot (US\$/bbl)	<b>85.04</b>	(10.2)	87.17	(41.2)	35.3	61.57	60.99	92.31	49.9	Daily
Fuel Oil - Dubai (US\$/bbl)	<b>(29.92)</b>	140.2	(26.41)	193.8	280.6	-7.29	84.36	(10.79)	48.1	Daily
Jet Kerosene - Spot Price (US\$/bbl)	<b>140.63</b>	(9.5)	143.77	1.1	91.1	73.98	60.45	125.64	69.8	Daily
Jet Kerosene - Dubai (US\$/bbl)	<b>25.67</b>	(46.9)	30.19	(9.1)	675.9	5.12	31.00	22.54	340.1	Daily
SG Dubai Hydrocracking Refinery Margin (US\$/bbl)	<b>30.12</b>	0.0	30.12	8.6	2,639.3	2.00	467.16	18.69	835.8	Daily
<b>Olefins Product Prices and Spread</b>										
Ethylene, FOB Japan Spot (US\$/MT)	<b>950</b>	(5.0)	950	(17.0)	(3.0)	1,010	39.56	1,135	12.5	Tuesday
Ethylene Spread (US\$/MT)	<b>126</b>	(32.5)	126	244.2	(58.4)	361	5.77	253	(29.8)	Daily
Propylene (Olefins), FOB Japan Spot (US\$/MT)	<b>965</b>	(3.5)	965	(11.5)	(0.5)	1,005	27.27	1,091	8.6	Tuesday
Propylene Spread (US\$/MT)	<b>141</b>	(24.4)	141	(32.2)	(52.0)	356	(12.55)	209	(41.3)	Daily
Naphtha - Singapore Spot FOB (US\$/MT)	<b>824</b>	1.3	824	(6.6)	21.8	649	69.72	882	35.9	Daily
<b>Polyolefins Prices and Spread</b>										
Polye HDPE SE Asia (US\$/MT)	<b>1,230</b>	0.0	1,230	13.4	(64.3)	1,179	33.19	1,311	11.2	Tuesday
HDPE-Naphtha Spread (US\$/MT)	<b>406</b>	(2.5)	406	236.1	(11.9)	530	5.43	429	(19.1)	Daily
Polye LDPE-Film, CFR SE Asia Spot (US\$/MT)	<b>1,510</b>	(1.3)	1,510	(9.5)	(13.1)	1,525	51.71	1,638	7.4	Tuesday
LDPE-Naphtha Spread (US\$/MT)	<b>686</b>	(4.3)	686	56.5	66.6	876	40.66	756	(13.7)	Daily
PP Film, Spot South East Asia (US\$/MT)	<b>1,230</b>	(1.6)	1,230	(7.4)	(0.3)	1,298	35.78	1,317	1.5	Tuesday
PP Spread (US\$/MT)	<b>406</b>	(7.0)	406	(9.1)	(27.2)	649	13.18	435	(33.0)	Daily
<b>MEG Prices and Spread</b>										
MEG, CFR South East Asia (US\$/MT)	<b>560</b>	(1.8)	560	(12.6)	(18.7)	679	(88.71)	663	(2.4)	Tuesday
MEG Spread (US\$/MT)	<b>-29</b>	(42.0)	-29	(63.8)	(135.6)	53	120.79	-41	n.m.	Tuesday
<b>Aromatics Product Prices and Spread</b>										
Paraxylene, FOB USG Spot (US\$/MT)	<b>1,705</b>	1.8	1,705	12.1	79.4	894	56.10	1,342	(47.0)	Tuesday
Paraxylene Spread (US\$/MT)	<b>738</b>	(4.5)	750	24.0	116.8	310	342.73	474	52.7	Tuesday
Paraxylene - 92 RON Spread (US\$/MT)	<b>571</b>	47.6	584	66.8	120.1	241	362.24	285	63.0	Daily
Toluene, FOB Korea Spot (US\$/MT)	<b>1,205</b>	0.0	1,205	8.3	58.6	728	111.96	1,002	(46.1)	Tuesday
Benzene, CFR Japan Spot (US\$/MT)	<b>1,235</b>	0.0	1,235	(1.5)	20.2	931	87.66	1,175	(57.9)	Tuesday
Benzene Spread (US\$/MT)	<b>528</b>	(1.8)	528	10.2	25.1	352	117.03	392	11.5	Daily
Benzene - 92 RON Spread (US\$/MT)	<b>101</b>	(290.0)	114	38.3	(66.7)	277	122.54	118	(57.6)	Daily
Condensate (US\$/MT)	<b>967</b>	7.2	955	4.2	58.0	584	61.01	868	48.7	Daily
<b>PTA Prices and Spread</b>										
PTA, CFR South East Asia (US\$/MT)	<b>965</b>	0.0	965	(2.1)	29.9	705	48.18	919	30.3	Tuesday
PTA Spread (US\$/MT)	<b>-177</b>	12.8	-177	426.9	(267.5)	106	15.15	20	(81.3)	Tuesday
<b>PVC Prices and Spread</b>										
PVC, CFR South East Asia (US\$/MT)	<b>1,200</b>	(4.8)	1,200	(13.8)	(10.1)	1,445	63.60	1,390	(3.8)	Tuesday
Ethylene Spread (US\$/MT)	<b>1,074</b>	0.0	1,074	(3.3)	4.1	1,084	99.99	1,137	4.9	Tuesday
Ethylene Dichloride CFR Far East Asia (US\$/MT)	<b>605</b>	0.0	605	(8.8)	(15.8)	734	140.72	752	2.5	Tuesday
<b>Metal</b>										
Gold (US\$/Troy Ounce)	<b>1,817</b>	(0.6)	1,814	(3.2)	1.3	1,799	1.56	1,875	4.2	Daily
LME Copper 3 Month Rolling Forward (US\$/MT)	<b>7,970</b>	(4.2)	8,013	(15.9)	(14.7)	9,293	49.95	9,726	4.7	Daily
Silver Future (US\$/Troy Ounce)	<b>20</b>	(6.2)	20	(12.8)	(18.9)	25	n.a.	23	(6.0)	Daily
China Composite Steel Prices (CNY/MT)	<b>4,655</b>	(1.0)	4,700	(10.1)	(19.2)	5,473	35.91	5,212	(4.8)	Daily
<b>Agriculture Prices</b>										
Malaysian Crude Palm Oil Spot Price(MYR/MT)	<b>4,839</b>	1.5	4,839	(25.9)	8.8	4,443	59.82	6,316	42.2	Daily
SGX Ribbed Smoked Sheet 3 (RSS3) Futures (US\$/KG.)	<b>195</b>	(1.7)	195	(8.0)	4.7	209	18.21	211	0.9	Daily
Sugar #11 (US\$/LB)	<b>18</b>	(1.3)	18	(6.5)	3.5	16	29.55	19	15.6	Daily
<b>Freight Rate</b>										
Baltic Freight Index: BDIY	<b>2,159</b>	(7.4)	2,187	(13.2)	(41.5)	2,921	173.99	2,282	(21.9)	Daily
Baltic Supramax Index: BSI58	<b>2,290</b>	(6.5)	2,290	(12.8)	(26.6)	2,424	224.85	2,456	1.3	Daily

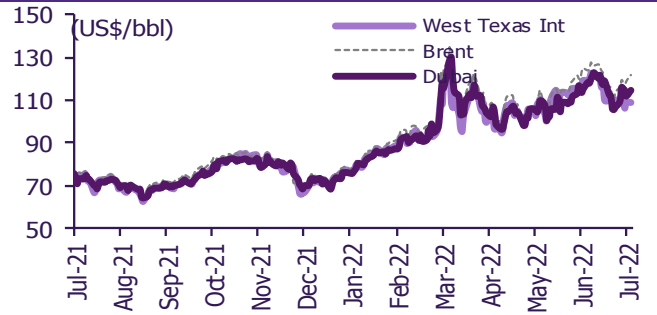
Source: Bloomberg Financial L.P., TQ Professional, BANPU, BOT, SCBS Investment Research

# Commodities daily chart update

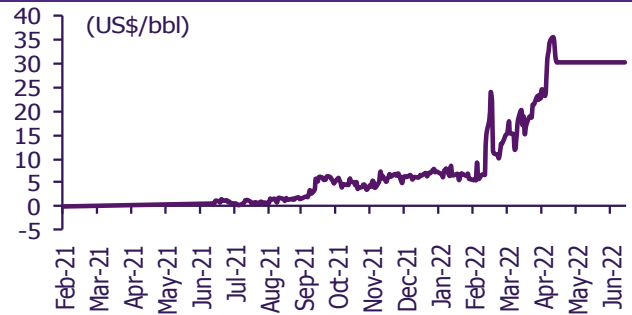
**CRB US Spot All Commodities Price Index**



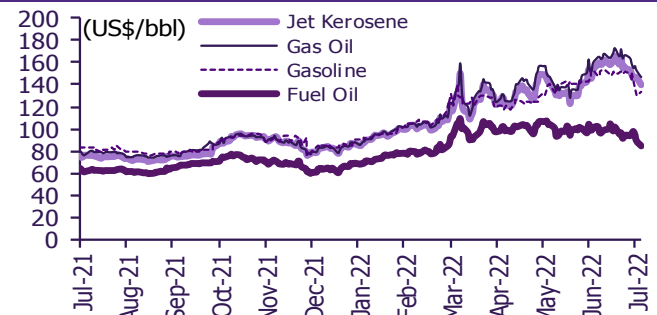
**Crude prices**



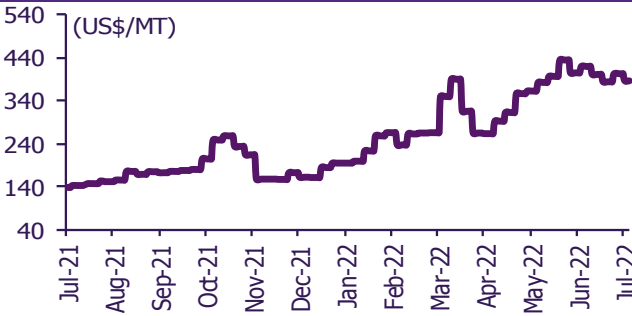
**SG Dubai Hydrocracking Refinery Margin**



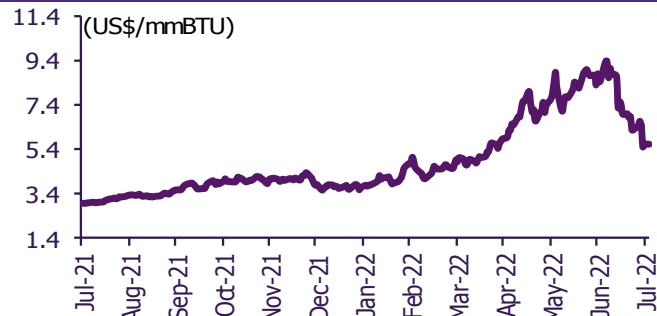
**Oil product prices**



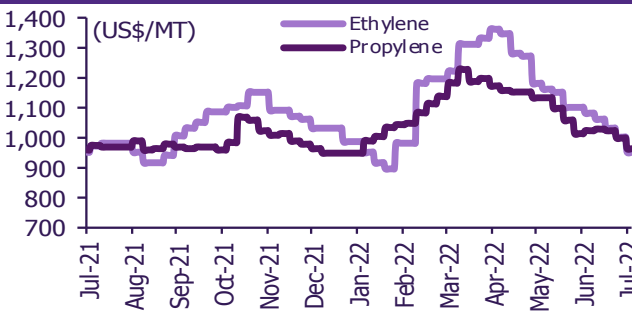
**Coal price (NEX)**



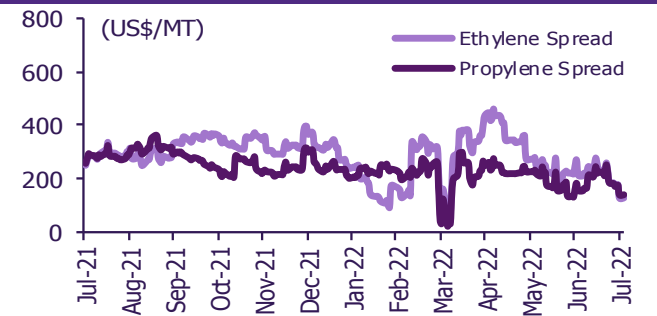
**Natural gas prices (Henry hub)**



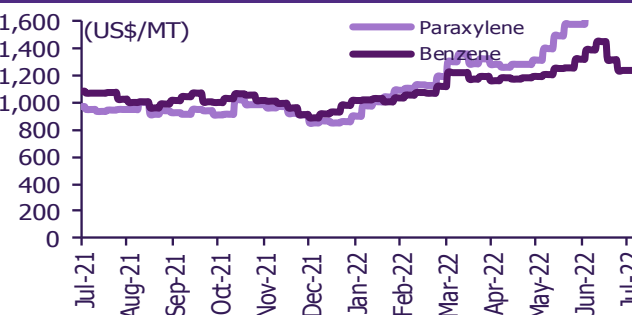
**Olefins prices**



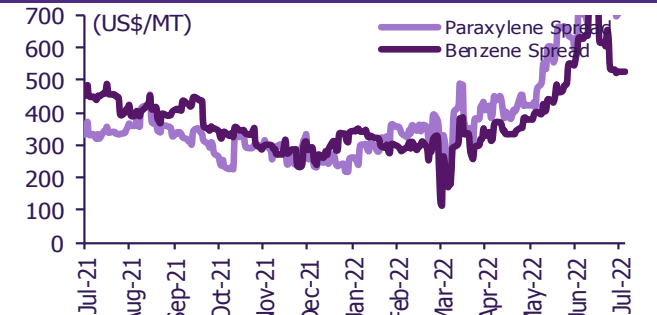
**Olefins spreads**



**Aromatics prices**

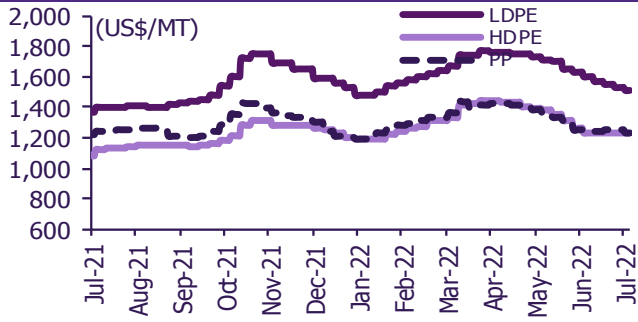


**Aromatics spreads**

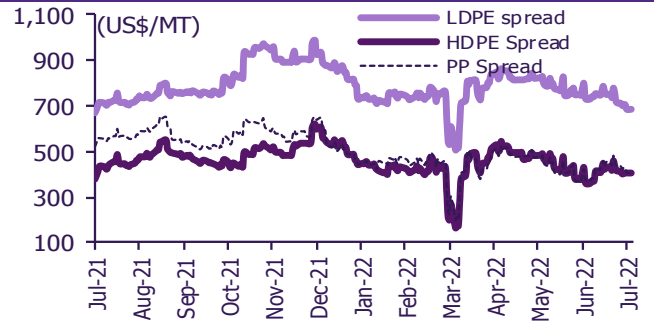


# Commodities daily chart update

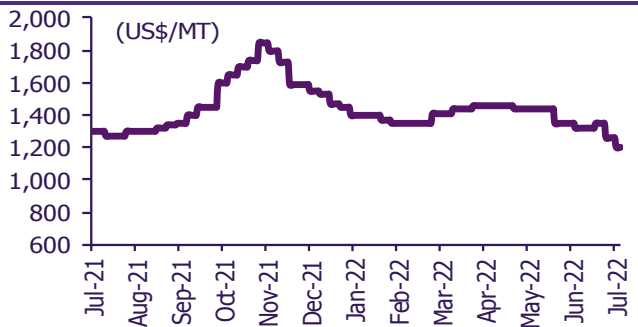
**Polyolefins prices**



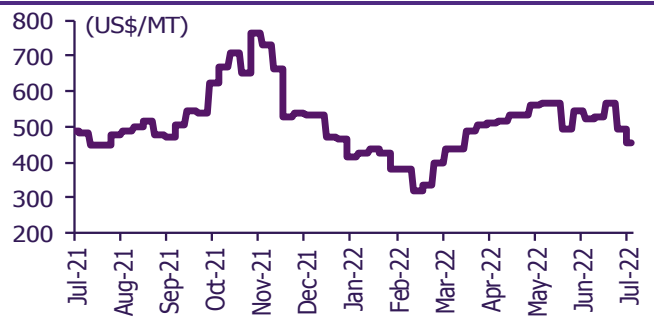
**Polyolefins-Naphtha spreads**



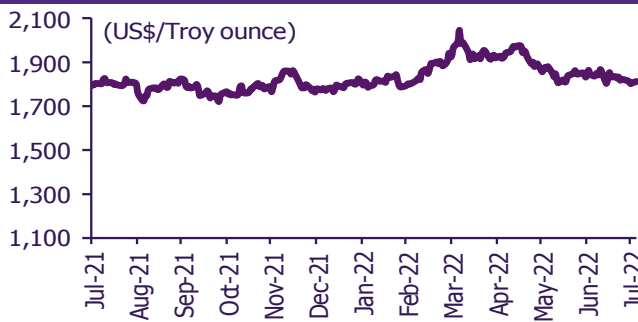
**PVC price**



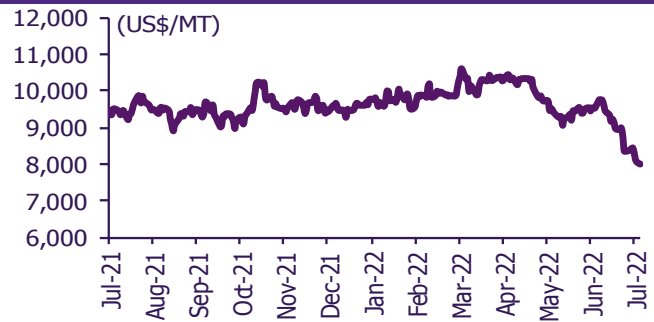
**PVC spread**



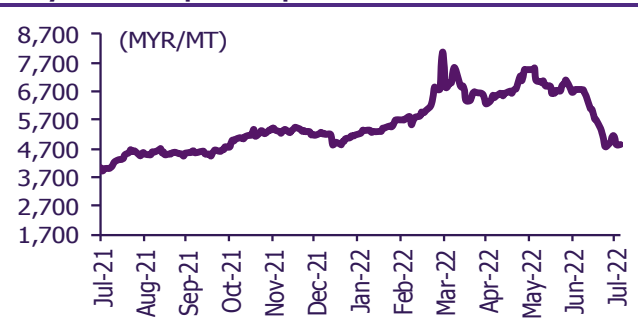
**Gold price**



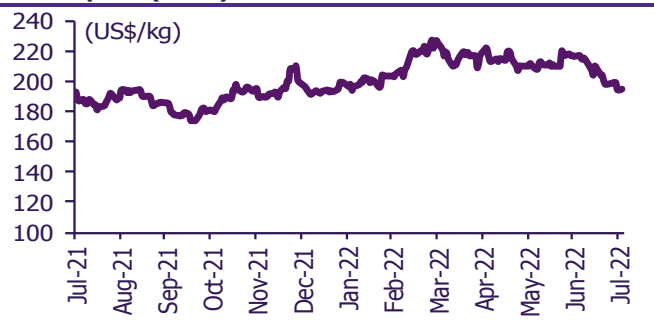
**LME copper price**



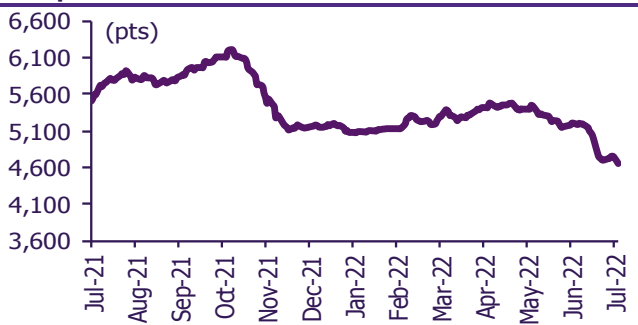
**Malaysian crude palm oil price**



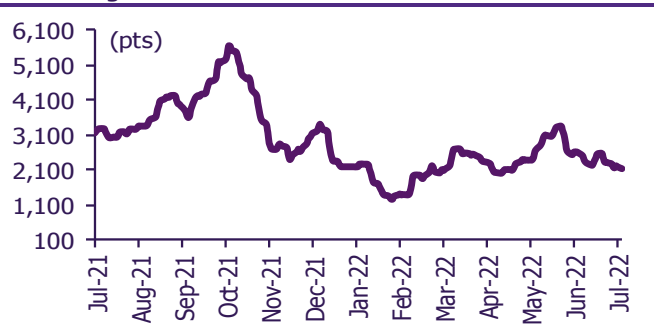
**Rubber price (RSS3) futures**



**Steel price index**



**Baltic freight index**



Source: Bloomberg Financial L.P., TQ Professional, BANPU, BOT, SCBS Investment Research



## Short sales

	Volume (Shares)	Turnover (Bt)	Average price (Bt)	Last price 4-Jul-22	Gap between last close and short	Short sale volume comparing with main board
HTC	31,800	930,675	29.27	29.25	0.06	37.15
STA-R	4,631,700	93,545,210	20.20	19.80	2.00	36.33
CKP	2,980,000	16,773,240	5.63	5.70	(1.25)	35.34
BAM-R	4,539,700	77,573,840	17.09	17.00	0.52	31.31
KYE	600	208,800	348.00	347.00	0.29	28.57
ASP	583,600	1,822,788	3.12	3.12	0.11	26.83
TTB	51,244,200	62,344,061	1.22	1.20	1.38	26.38
INTUCH-R	974,400	67,813,125	69.59	69.25	0.50	26.37
SIRI	8,255,000	8,337,550	1.01	1.00	1.00	24.22
PTTGC-R	1,012,700	45,439,025	44.87	45.00	(0.29)	22.24
TASCO	535,200	8,560,640	16.00	15.80	1.24	21.55
KCE-R	5,201,500	303,966,225	58.44	56.50	3.43	21.55
OR	1,765,700	45,025,175	25.50	25.50	0.00	21.36
DELTA-R	167,300	55,303,300	330.56	326.00	1.40	21.28
EPG	965,200	9,008,620	9.33	9.20	1.45	20.94
CK-R	208,800	4,190,930	20.07	20.00	0.36	20.50
WHAUP	721,300	2,753,712	3.82	3.78	1.00	20.02
TU-R	25,479,200	398,572,760	15.64	15.50	0.92	19.88
VGI-R	2,781,900	13,688,854	4.92	5.00	(1.59)	19.32
TTA-R	1,534,400	13,409,040	8.74	8.60	1.62	19.24
MTC	714,600	30,396,350	42.54	42.50	0.09	19.12
SCGP-R	551,000	30,395,325	55.16	55.25	(0.16)	18.96
KKP-R	802,800	50,596,025	63.02	62.75	0.44	18.94
TIDLOR-R	1,112,900	31,995,875	28.75	28.75	0.00	18.86
TOP-R	1,367,100	70,771,175	51.77	51.50	0.52	18.84
COM7-R	3,488,500	101,361,950	29.06	28.75	1.06	18.20
BBL-R	912,700	121,899,950	133.56	133.00	0.42	18.16
SNC	68,000	1,184,260	17.42	17.50	(0.48)	18.08
KTB	4,634,900	71,899,640	15.51	15.40	0.73	18.00
XPG	1,416,100	2,382,576	1.68	1.67	0.75	17.98
BLA	747,300	29,387,025	39.32	38.75	1.48	17.90
KEX-R	402,100	9,240,200	22.98	22.70	1.23	17.88
SAWAD-R	534,600	25,603,500	47.89	47.75	0.30	17.80
CK	179,300	3,604,140	20.10	20.00	0.51	17.60
AUCT	102,800	767,250	7.46	7.40	0.86	17.56
RAM-R	63,100	3,191,275	50.57	50.50	0.15	17.34
SCC	226,400	85,053,500	375.68	375.00	0.18	17.30
PTL	104,800	2,358,770	22.51	22.40	0.48	17.02
SPRC-R	1,703,400	20,595,910	12.09	12.10	(0.07)	16.88
PTT-R	11,644,900	396,334,250	34.04	34.25	(0.63)	16.77
BEM	2,307,900	20,218,835	8.76	8.75	0.12	16.65
PSL-R	1,939,900	35,261,230	18.18	17.80	2.12	16.47
CENDEL	414,400	18,045,025	43.54	43.25	0.68	16.41
VIBHA	576,000	1,393,920	2.42	2.42	0.00	16.22
SSP	92,600	858,540	9.27	9.20	0.78	16.09
PTTEP-R	1,540,400	244,814,950	158.93	159.00	(0.04)	15.86
TQM-R	457,600	22,273,175	48.67	48.00	1.40	15.48
QH	4,905,400	10,400,666	2.12	2.10	0.96	15.38
GPSC-R	452,300	29,939,975	66.19	65.75	0.68	15.17
TQM	444,900	21,766,400	48.92	48.00	1.93	15.05
VGI	2,146,700	10,552,132	4.92	5.00	(1.69)	14.91
SPALI	1,349,600	25,017,770	18.54	18.50	0.20	14.88
BGRIM-R	1,167,300	42,156,900	36.11	35.75	1.02	14.09
IRPC-R	7,925,100	25,224,820	3.18	3.18	0.09	14.06
JMT-R	1,382,500	103,380,050	74.78	74.25	0.71	13.81
LH-R	2,342,300	19,557,655	8.35	8.35	0.00	13.74
KBANK	911,600	137,012,750	150.30	149.50	0.53	13.36
TISCO-R	523,600	46,248,500	88.33	88.00	0.37	13.26
SCN	270,700	597,740	2.21	2.18	1.29	13.14
MTC-R	490,400	20,848,475	42.51	42.50	0.03	13.12
SNC-R	48,800	849,320	17.40	17.50	(0.55)	12.98
EASTW	110,600	697,440	6.31	6.30	0.09	12.93
EA-R	666,800	54,717,925	82.06	82.00	0.07	12.79
GULF	1,043,500	48,944,825	46.90	46.75	0.33	12.73
TCAP	249,400	9,484,625	38.03	37.75	0.74	12.72
SGP	67,800	752,580	11.10	11.00	0.91	12.70
ONEE-R	400,000	3,966,950	9.92	9.80	1.20	12.60
UV	244,600	651,332	2.66	2.58	3.21	12.43
PTT	8,632,200	294,377,850	34.10	34.25	(0.43)	12.43
HMPRO-R	1,872,300	23,777,160	12.70	12.70	0.00	12.21
IRPC	6,851,000	21,863,420	3.19	3.18	0.35	12.16
BANPU	8,127,900	99,726,340	12.27	12.20	0.57	12.12
SIRI-R	4,061,600	4,102,216	1.01	1.00	1.00	11.92
UVAN	68,200	528,550	7.75	7.70	0.65	11.89
MORE-R	3,219,700	6,145,736	1.91	1.91	(0.06)	11.82
THCOM-R	86,800	766,050	8.83	8.75	0.86	11.82
PTTGC	536,700	24,154,975	45.01	45.00	0.01	11.79
SCC-R	152,600	57,289,300	375.42	375.00	0.11	11.66
SHR-R	3,068,900	12,994,522	4.23	4.10	3.27	11.64
AWC-R	1,632,900	7,918,000	4.85	4.84	0.19	11.47
AMATA-R	523,300	9,465,250	18.09	17.90	1.05	11.44
EGATIF	287,800	2,304,025	8.01	8.05	(0.55)	11.37
SUPER	17,789,700	12,992,045	0.73	0.73	0.04	11.08
SAWAD	330,700	15,886,475	48.04	47.75	0.61	11.01
GUNKUL-R	4,164,700	23,654,755	5.68	5.70	(0.35)	11.00
BJC-R	285,000	9,353,725	32.82	32.25	1.77	10.96
BCPG-R	384,200	4,122,790	10.73	10.70	0.29	10.94
NTV	7,500	268,125	35.75	35.75	0.00	10.89
KGI	364,200	1,745,680	4.79	4.78	0.28	10.83
CRC	1,493,500	52,452,300	35.12	35.00	0.34	10.80

	Volume (Shares)	Turnover (Bt)	Average price (Bt)	Last price 4-Jul-22	Gap between last close and short	Short sale volume comparing with main board
MINT	1,038,500	34,718,825	33.43	33.00	1.31	10.78
LOXLEY	97,000	220,348	2.27	2.28	(0.37)	10.63
MINT-R	1,019,800	33,958,900	33.30	33.00	0.91	10.58
JMT	1,057,600	78,828,775	74.54	74.25	0.38	10.56
DOHOME	635,600	9,954,180	15.66	15.40	1.70	10.52
PTG-R	523,600	7,131,630	13.62	13.60	0.15	10.43
SCB	766,900	78,882,950	102.86	102.00	0.84	10.41
BEC-R	400,900	5,552,360	13.85	13.80	0.36	10.36
HMPRO	1,584,000	20,141,800	12.72	12.70	0.12	10.33
BCH-R	2,503,200	48,137,200	19.23	19.30	(0.36)	10.26
LH	1,744,500	14,582,485	8.36	8.35	0.11	10.23
BBL	512,500	68,525,300	133.71	133.00	0.53	10.20
OSP-R	1,294,300	44,329,775	34.25	34.00	0.74	10.13
TTB-R	19,637,100	23,731,833	1.21	1.20	0.71	10.11
HANA-R	2,205,000	85,880,175	38.95	38.25	1.82	10.00
BA-R	219,200	2,333,160	10.64	10.50	1.37	9.98
EPG-R	459,400	4,261,050	9.28	9.20	0.82	9.97
STEC	273,000	3,353,870	12.29	12.30	(0.12)	9.87
CPALL-R	1,050,800	64,988,150	61.85	61.50	0.56	9.80
KSL	845,300	3,047,174	3.60	3.56	1.26	9.64
UTP-R	49,900	807,920	16.19	16.10	0.56	9.57
CPN-R	433,600	26,397,075	60.88	60.25	1.04	9.48
STEC-R	259,000	3,185,700	12.30	12.30	0.00	9.36
BPP-R	114,000	1,641,600	14.40	14.40	0.00	9.35
KBANK-R	634,800	95,230,400	150.02	149.50	0.35	9.31
IVL-R	1,932,700	87,623,325	45.34	45.50	(0.36)	9.21
CHG-R	4,650,900	17,552,992	3.77	3.80	(0.68)	8.97
AOT-R	1,660,200	117,459,150	70.75	71.00	(0.35)	8.96
PRM	276,100	1,489,950	5.40	5.35	0.87	8.95
CRC-R	1,228,300	43,040,050	35.04	35.00	0.12	8.88
GPSC	262,100	17,375,525	66.29	65.75	0.83	8.79
TISCO	346,900	30,635,325	88.31	88.00	0.35	8.78
TOA	43,900	1,207,600	27.51	27.00	1.88	8.77
STGT-R	639,500	10,050,780	15.72	15.50	1.40	8.76
DTAC-R	398,500	17,924,600	44.98	44.50	1.08	8.63
TKN	28,000	203,000	7.25	7.20	0.69	8.47
TPIPL	829,300	1,285,415	1.55	1.54	0.65	8.36
ASP-R	181,200	563,384	3.11	3.12	(0.35)	8.33
AP-R	859,900	8,542,935	9.93	9.90	0.35	8.30
BOL	13,700	146,870	10.72	10.60	1.14	8.29
STANLY	11,600	2,082,000	179.48	179.50	(0.01)	8.23
PSH	93,500	1,206,100	12.90	12.70	1.57	8.20
AH	34,600	738,210	21.34	21.20	0.64	8.11
TRUE-R	3,473,500	16,202,590	4.66	4.66	0.10	7.93
KTC-R	355,600	20,065,425	56.43	56.50	(0.13)	7.92
CPALL	837,100	51,887,300	61.98	61.50	0.79	7.80
SUPER-R	12,420,500	9,073,602	0.73	0.73	0.07	7.74
NCAP	453,700	2,178,246	4.80	4.60	4.37	7.70
KTB-R	1,982,600	30,727,030	15.50	15.40	0.64	7.70
EP	12,000	57,600	4.80	4.78	0.42	7.61
PTTEP	736,700	116,934,400	158.73	159.00	(0.17)	7.58
CPF	1,658,700	43,405,150	26.17	26.25	(0.31)	7.54
BTS	2,539,700	21,569,970	8.49	8.50	(0.08)	7.52
AWC	1,067,600	5,177,202	4.85	4.84	0.19	7.50
JAS-R	38,133,400	128,637,646	3.37	3.12	8.12	7.44
KKP	314,600	19,835,400	63.05	62.75	0.48	7.42
TIPH-R	193,100	11,588,900	60.02	58.75	2.15	7.31
BRRGIF	2,600	13,520	5.20	5.25	(0.95)	7.20
BA	158,100	1,691,670	10.70	10.50	1.90	7.20
BTS-R	2,431,000	20,633,940	8.49	8.50	(0.14)	7.19
STARK-R	951,300	4,009,230	4.21	4.20	0.34	7.17
RCL-R	430,800	16,001,575	37.14	37.00	0.39	7.15
BPP	85,900	1,238,650	14.42	14.40	0.14	7.05
ROJNA	18,800	110,920	5.90	5.85	0.85	7.00
PM	10,500	93,975	8.95	8.95	0.00	6.89
PRM-R	211,300	1,143,505	5.41	5.35	1.15	6.85
STA	850,100	17,231,010	20.27	19.80	2.37	6.67
BDMS	1,001,000	25,025,000	25.00	25.00	0.00	6.52
BCP	153,500	4,810,250	31.34	31.25	0.28	6.48
EGCO-R	32,200	5,671,050	176.12	176.00	0.07	6.40
WHAUP-R	229,000	871,314	3.80	3.78	0.66	6.36
SCGP	184,000	10,138,925	55.10	55.25	(0.27)	6.33
BGRIM	522,800	18,956,150	36.26	35.75	1.42	6.31
AP	647,000	6,424,420	9.93	9.90	0.30	6.25
NOBLE	73,400	340,576	4.64	4.60	0.87	6.23
BLAND	675,400	695,662	1.03	1.02	0.98	6.22
EGCO	31,100	5,487,200	176.44	176.00	0.25	6.19
AOT	1,136,800	80,428,600	70.75	71.00	(0.35)	6.14
JMART-R	1,056,300	53,827,250	50.96	51.00	(0.08)	6.13
SAK	102,300	744,385	7.28	7.15	1.77	6.13
KSL-R	536,300	1,943,952	3.62	3.56	1.82	6.11
STGT	443,700	6,964,200	15.70	15.50	1.26	6.08
ADVANC	680,900	136,940,500	201.12	200.00	0.56	6.03

Source: SET, SCBS Investment Research

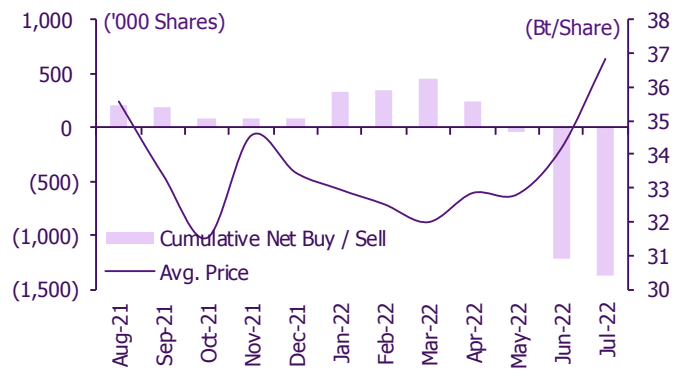
## Director trade

### 1. Director trade as reported on July 4, 2022.

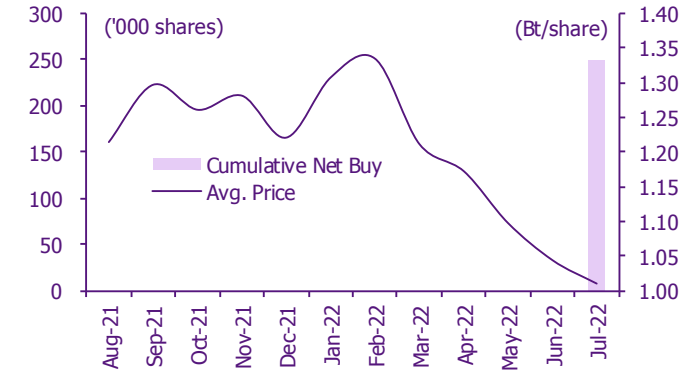
Company	Name of Director	Product	Transaction date	Amount (Shares)	Average Price (Bt)	Amount (Bt)	Buy/Sell
CHAYO	Mr. SUKSAN YASASIN	Common Share	01-07-22	142,723	11.30	1,612,770	Purchase
EMC	Mr. Chanachai Leenabanchong	Common Share	01-07-22	5,000,000	0.24	1,200,000	Purchase
EMC	Mr. Chanachai Leenabanchong	Common Share	01-07-22	5,000,000	0.24	1,200,000	Purchase
GUNKUL	Mr. GUNKUL DHUMRONGPIYAWUT	Common Share	01-07-22	5,000,000	5.70	28,500,000	Purchase
HARN	Mr. RATTANAPHAN MUKHARIWATTANANON	Common Share	29-06-22	1,000,000	2.18	2,180,000	Purchase
JR	Mr. JARUN WIWATJESADAWUT	Common Share	01-07-22	240,000	6.87	1,648,800	Purchase
META	Mr. Chanon Wangtal	Common Share	01-07-22	2,450,000	0.46	1,127,000	Purchase
MSC	Mr. SUNPITT SETHPORNPONG	Common Share	09-06-22	293,900	9.60	2,821,440	Sale
MSC	Mr. SUNPITT SETHPORNPONG	Common Share	04-07-22	106,100	9.60	1,018,560	Sale
MTI	Mrs. NUALPHAN LAMSAM	Common Share	30-06-22	62,500	120.00	7,500,000	Purchase
MTI	Mrs. NUALPHAN LAMSAM	Common Share	01-07-22	27,500	120.07	3,301,925	Purchase
NDR	Mr. CHAIYASIT SAMRITTIVANICHA	Warrant	01-07-22	250,000	0.32	80,000	Sale
PEACE	Mr. VITOON NGARMBONANANT	Common Share	01-07-22	50,000	3.82	191,000	Purchase
PG	Mr. PIRANART CHOKWATANA	Common Share	01-07-22	14,000	7.17	100,380	Purchase
RJH	Mr. WACHIRA WUDHIKULPRAPAN	Common Share	01-07-22	150,000	36.83	5,524,500	Sale
SABUY	Mr. SARAN SUPAKSARAN	Common Share	30-06-22	30,000	19.48	584,400	Purchase
SABUY	Mr. SARAN SUPAKSARAN	Warrant	30-06-22	7,000	17.47	122,290	Purchase
SABUY	Mr. SARAN SUPAKSARAN	Common Share	01-07-22	15,000	18.87	283,050	Purchase
SABUY	Mr. SARAN SUPAKSARAN	Warrant	04-07-22	30,000	16.07	482,100	Purchase
SENA	Mr. VICHIEEN RATANABIRABONGSE	Common Share	30-06-22	396,603	3.96	1,570,548	Purchase
SENA	Mr. VICHIEEN RATANABIRABONGSE	Common Share	30-06-22	36	3.98	143	Purchase
SENA	Mr. VICHIEEN RATANABIRABONGSE	Common Share	30-06-22	28	4.00	112	Purchase
SICT	Mr. APINETR UNAKUL	Common Share	24-06-22	300,000	7.20	2,160,000	Sale
SICT	Mr. APINETR UNAKUL	Common Share	29-06-22	261,500	7.30	1,908,950	Sale
SIRI	Mr. UTHAI UTHAISANGSUK	Common Share	01-07-22	250,000	1.01	252,500	Purchase
SMIT	Mr. THANA SENAVATTANAGUL	Common Share	24-06-22	23,000	4.84	111,320	Purchase
SMIT	Mr. THANA SENAVATTANAGUL	Common Share	27-06-22	267,000	4.84	1,292,280	Purchase
SMIT	Mr. THANA SENAVATTANAGUL	Common Share	28-06-22	30,000	4.84	145,200	Purchase
SPALI	Mr. PRATEEP TANGMATITHAM	Common Share	30-06-22	740,000	18.68	13,823,200	Purchase
SPALI	Mr. PRATEEP TANGMATITHAM	Common Share	01-07-22	140,000	18.78	2,629,200	Purchase
SPALI	Mrs. AJCHARA TANGMATITHAM	Common Share	30-06-22	740,000	18.68	13,823,200	Purchase
SPALI	Mrs. AJCHARA TANGMATITHAM	Common Share	01-07-22	140,000	18.78	2,629,200	Purchase
STGT	Mr. WEERAKORN ONGSAKUL	Common Share	29-06-22	180,000	16.80	3,024,000	Sale
TEAM	Mr. CHAKKAPHANT MANUTSATHIT	Common Share	30-06-22	30,000	3.30	99,000	Purchase
THG	Mr. BOON VANASIN	Common Share	29-06-22	100,000	61.04	6,104,000	Purchase
TMILL	Mr. PRAPAS CHUTIMAVORAPHAND	Common Share	01-07-22	25,100	3.84	96,384	Purchase
TRV	Miss THANATNAN RUANGLERTSATITKUL	Common Share	28-06-22	4,000	2.48	9,920	Purchase
TU	Mr. CHENG NIRUTTINANON	Common Share	01-07-22	200,000	16.85	3,370,000	Purchase
UTP	Mr. MONGKOL MANGKORNKANOK	Common Share	01-07-22	20,000	16.25	325,000	Purchase
UVAN	Mr. APIRAG VANICH	Common Share	01-07-22	100,000	7.76	776,000	Purchase
WIN	Mr. JAK CHAMIKORN	Common Share	01-07-22	20,000,000	1.51	30,200,000	Sale
WINMED	Mrs. RENU UBOL	Common Share	28-06-22	10,000	4.70	47,000	Purchase
ZEN	Mr. PREE SUVIMOLTHIRABUTR	Common Share	30-06-22	5,000	11.70	58,500	Purchase
					Total		
						Purchase	97,196,422
						Sale	46,737,450
						Net	<u>50,458,972</u>

## 2. 12-month cumulative net buy/sell for SCBS-covered stocks with activity as of last close

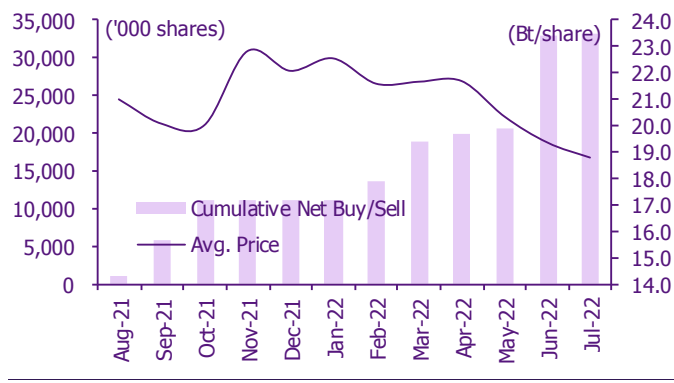
**RJH**



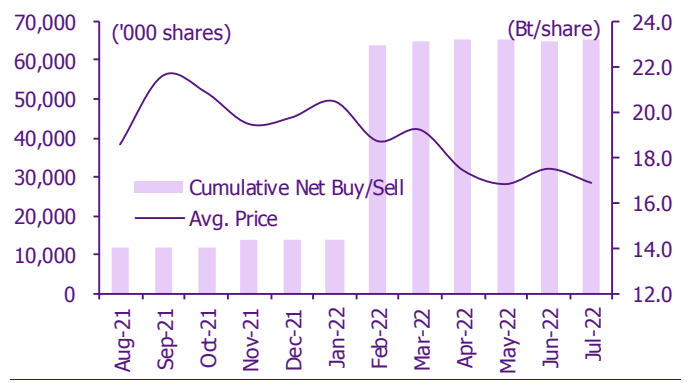
**SIRI**



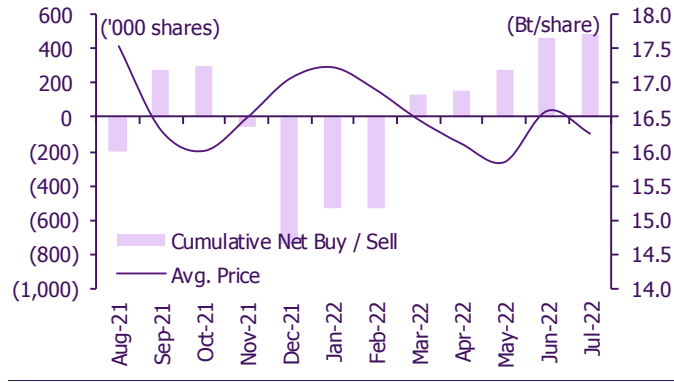
**SPALI**



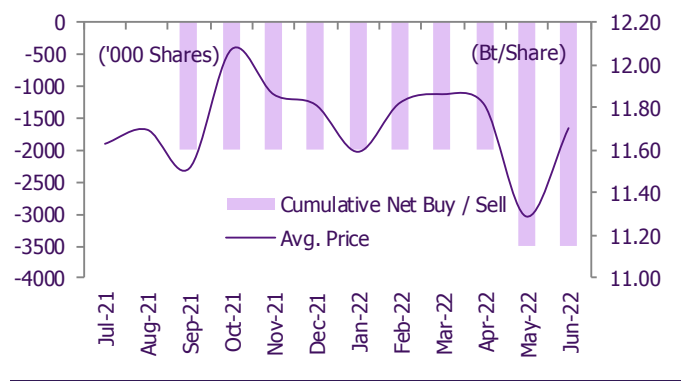
**TU**



**UTP**



**ZEN**





## Corporate calendar

July				
Monday	Tuesday	Wednesday	Thursday	Friday
4	5	6	7	8
<b>New warrant</b> TVD-W3 TNDT-W1 <b>XD</b> LHSC Bt0.12 QHPF Bt0.11 <b>Share listing</b> GCAP 1,836,547 Shares IRCP 6,052,588 Shares NINE 984,000,000 Shares PERM 11,305,197 Shares SDC 16,835,016 Shares	<b>New warrant</b> STOWER-W4 <b>Market change</b> BIZ to SET Index <b>Share listing</b> AS 6,992,758 Shares BM 3,177,100 Shares JCKH 24,390,243 Shares UREKA 1,415,428 Shares			
11	12	13	14	15
<b>XD</b> STANLY Bt8.5 <b>XW</b> ECL 3 : 1		<b>Asarnha Bucha Day</b>	<b>XE</b> 7UP-W4 1 : 1 @Bt2.25	
18	19	20	21	22
		<b>PD</b> AEONTS Bt2.65 LHSC Bt0.12 QHPF Bt0.11		
25	26	27	28	29
<b>XE</b> ALL-W1 1 : 2.2 @Bt1.2725	<b>XD</b> VGI Bt0.02	<b>PD</b> STANLY Bt8.5	<b>H.M. King Maha Vajiralongkorn Phra Vajiraklaochaoyuhua's Birthday</b>	<b>Additional special holiday</b>

XD - Cash Dividend  
XD(ST) - Stock Dividend

PD - Payment Date  
XR - Rights for Common

XW - Rights for Warrant  
XT - Rights for Transferable Subscription Right

XE - Warrant Exercise  
CW - Capital write-down

SP - Suspension

## Disclaimer

The information in this report has been obtained from sources believed to be reliable. However, its accuracy or completeness is not guaranteed. Any opinions expressed herein reflect our judgment at this date and are subject to change without notice. This report is for information only. It is not to be construed as an offer, or solicitation of an offer to sell or buy any securities. We accept no liability for any loss arising from the use of this document. We or our associates may have an interest in the companies mentioned therein.

SCB Securities Company Limited ("SCBS") is a wholly-owned subsidiary of The Siam Commercial Bank Public Company Limited ("SCB"). Any information related to SCB is for sector comparison purposes.

This document is prepared by SCB Securities Company Limited ("SCBS") which is wholly-owned by the Siam Commercial Bank Public Company Limited ("SCB"). SCB acts as financial advisor of the SCG Chemicals Public Company Limited (SCGC). Any opinions, news, research, analyses, prices, statements, forecasts, projections and/or other information contained in this document (the "Information") is provided as general information purposes only and shall not be construed as individualized recommendation of an offer to buy or sell or the solicitation of an offer to buy or sell any securities. SCBS and/or its directors, officers and employees shall not be liable for any direct, indirect, incidental, special or consequential loss or damage, resulting from the use of or reliance on the Information, including without limitation to, damages for loss of profits. The investors shall use the Information in association with other information and opinion, including their own judgment in making investment decision. The Information is obtained from sources believed to be reliable, and SCBS cannot guarantee the accuracy, completeness and/or correctness of the Information.

This document is prepared by SCB Securities Company Limited ("SCBS") which is wholly-owned by The Siam Commercial Bank Public Company Limited ("SCB"). SCB may be appointed to act as financial advisor in relation to transactions to be carried out by Thai Oil Company Limited. Any opinions, news, research, analyses, prices, statements, forecasts, projections and/or other information contained in this document (the "Information") is provided as general information purposes only and shall not be construed as individualized recommendation of an offer to buy or sell or the solicitation of an offer to buy or sell any securities. SCBS and/or its directors, officers and employees shall not be liable for any direct, indirect, incidental, special or consequential loss or damage, resulting from the use of or reliance on the Information, including without limitation to, damages for loss of profits. The investors shall use the Information in association with other information and opinion, including their own judgment in making investment decision. The Information is obtained from sources believed to be reliable, and SCBS cannot guarantee the accuracy, completeness and/or correctness of the Information.

This document is prepared by SCB Securities Company Limited ("SCBS") which is wholly-owned by The Siam Commercial Bank Public Company Limited ("SCB"). SCB has acted as Financial Advisor, Lead Arranger of Global Power Synergy Public Company Limited. Any opinions, news, research, analyses, prices, statements, forecasts, projections and/or other information contained in this document (the "Information") is provided as general information purposes only, and shall not be construed as individualized recommendation of an offer to buy or sell or the solicitation of an offer to buy or sell any securities. SCBS and/or its directors, officers and employees shall not be liable for any direct, indirect, incidental, special or consequential loss or damage, resulting from the use of or reliance on the Information, including without limitation to, damages for loss of profits. The investors shall use the Information in association with other information and opinion, including their own judgment in making investment decision. The Information is obtained from sources believed to be reliable, and SCBS cannot guarantee the accuracy, completeness and/or correctness of the Information.

This document is prepared by SCB Securities Company Limited ("SCBS") which is wholly-owned by The Siam Commercial Bank Public Company Limited ("SCB"). SCB Asset Management Company Limited ("SCBAM") which is wholly-owned by The Siam Commercial Bank Public Company Limited ("SCB"). SCB has acted as Financial Advisor of Digital Telecommunications Infrastructure Fund. SCBAM has acted as Fund Manager of Digital Telecommunications Infrastructure Fund. Any opinions, news, research, analyses, prices, statements, forecasts, projections and/or other information contained in this document (the "Information") is provided as general information purposes only, and shall not be construed as individualized recommendation of an offer to buy or sell or the solicitation of an offer to buy or sell any securities. SCBS and/or its directors, officers and employees shall not be liable for any direct, indirect, incidental, special or consequential loss or damage, resulting from the use of or reliance on the Information, including without limitation to, damages for loss of profits. The investors shall use the Information in association with other information and opinion, including their own judgment in making investment decision. The Information is obtained from sources believed to be reliable, and SCBS cannot guarantee the accuracy, completeness and/or correctness of the Information.

SCBS reserves the right to modify the Information from time to time without notice and in its sole discretion. This document is delivered to intended recipient(s) only and is not permitted to reproduce, retransmit, disseminate, sell, distribute, republish, circulate or commercially exploit the Information in any manner without the prior written consent of SCBS.

Futures and Options trading carry a high level of risk with the potential for substantial losses, and are not suitable for all persons. Before deciding to trade Futures and Options, you should carefully consider your financial position, investment objectives, level of experience, and risk appetite if Futures and Options trading are appropriate. The possibility exists that you could sustain a loss of some or all of your initial investment. You should be aware of all the risks associated with Futures and Options trading, and you are advised to rely on your own judgment while making investment decision and/or should seek advice from professional investment advisor if you have any doubts.

This document is delivered to intended recipient(s) only and is not permitted to reproduce, retransmit, disseminate, sell, distribute, republish, circulate or commercially exploit the Information in any manner without the prior written consent of SCBS.

Copyright©2012 SCB Securities Company Limited. All rights reserved.

## CG Rating 2021 Companies with CG Rating

### Companies with Excellent CG Scoring

AAV, ADVANC, AF, AH, AIRA, AKP, AKR, ALT, AMA, AMATA, AMATAV, ANAN, AOT, AP, ARIP, ARROW, ASP, AUCTION, AWC, AYUD, BAFS, BANPU, BAY, BBL, BCP, BCPG, BDMS, BEM, BGC, BGRIM, BIZ, BKI, BOL, BPP, BRR, BTS, BTW, BWG, CENTEL, CFRESH, CHEWA, CHO, CIMBT, CK, CKP, CM, CNT, COM7, COMAN, COTTO, CPALL, CPF, CPI, CPN, CRC, CSS, DDD, DELTA, DEMCO, DRT, DTAC, DUSIT, EA, EASTW, ECF, ECL, EE, EGCO, EPG, ETC, FPI, FPT, FSMART, GBX, GC, GCAP, GFPT, GGC\*, GLAND, GLOBAL, GPI, GPSC, GRAMMY, GULF, GUNKUL, HANA, HARN, HMPRO, ICC, ICHI, III, ILINK, ILM, INTUCH, IP, IRPC, ITTEL, IVL, JSP, JWD, K, KBANK, KCE, KKP, KSL, KTB, KTC, LALIN, LANNA, LH, LHFG, LIT, LPN, MACO, MAJOR, MAKRO, MALEE, MBK, MBKET, MC, MCOT, METCO, MFEC, MINT, MONO, MOONG, MSC, MTC, MVP, NCL, NEP, NER, NKI, NOBLE, NSI, NVD, NWR, NYT, OISHI, OR, ORI, OSP, OTO, PACE, PACO, PAF, PCSGH, PDG, PDJ, PG, PHOL\*, PLANB, PLANET, PLAT, PORT, PPS, PR9, PREB, PRG, PRM, PROS, PSH, PSL, PTG, PTT, PTTEP, PTTGC, PYLON, Q-CON, QH, QTC, RATCH, RS, S, S & J, SAAM, SABINA, SAMART, SAMTEL, SAT, SC, SCB, SCC, SCCC, SCG, SCGP, SCM, SDC, SEAFCO, SEAOL, SE-ED, SELIC, SENA, SHR, SIRI, SIS, SITHAI, SMK, SMPK, SNC, SONIC, SPALI, SPI, SPRC, SPVI, SSSC, SST, STA, STEC\*, STI, SUN, SUSCO, SUTHA, SVI\*, SYMC, SYNTEC, TACC, TASC, TCAP, TEAMG, TFMAMA, TGH, THANA, THANI, THCOM, THG, THIP, THRE, THREL, TIP\*, TIPCO, TISCO, TK, TKT, TMT, TNDT, TNITY, TOA, TOP, TPBI, TQM, TRC, TRU, TRUE, TSC, TSR, TSTE, TSTH, TTA, TTB, TTCL, TTW, TU, TVD, TVI, TVO, TWPC, U, UAC, UBIS, UV, VGI, VIH, WACOAL, WAVE, WHA, WHAUP, WICE, WINNER, ZEN

### Companies with Very Good CG Scoring

2S, 7UP, ABICO, ABM, ACE, ACG, ADB, AEONTS, AGE, AHC, AIT, ALL, ALLA, ALUCON, AMANAH, AMARIN, APCO, APCS, APURE, AQUA, ASEFA, ASIAN, ASK, ATP30, BA, BC, BEC, BFIT, BJCHI, BR, CBG, CGH, CHAYO, CHOTI, CI, CMC, CPL, CRD, CSP, DCC, ASAP, ASIA, ASIMAR, ASN, B, BAM, BCH, BEYOND, BJC, BLA, BROOK, CEN, CHARAN, CHG, CHOW, CIG, COLOR, CPW, CSC, CWT, DCON, DHOUSE, DOD, DOHOME, DV8, EASON, EFORL, ERW, ESSO, ESTAR, ETE, FE, FLOYD, FN, FNS, FORTH, FSS, FTE, FVC, GEL, GENCO, GJS, GYT, HPT, HMT, HTC, HYDRO, ICN, IFS, IMH, IND, INET, INSET, INSURE, IRC, IRCP, IT, ITD\*, J, JAS, JCK, JCKH, JMART, JMT, KBS, KCAR, KEX, KGI, KIAT\*, KISS, KOOL, KTIS, KUMWEL, KUN, KWC, KWM, L&E, LDC, LEO, LHK, LOXLEY, LRH, LST, M, MATCH, MBAX, MEGA, META, MFC\*, MGT, MICRO, MILL, MITSIB, MK, MODERN, MTI, NBC, NCAP, NCH, NETBAY, NEX, NINE, NRF, NTV, OCC, OGC, PATO, PB, PICO, PIMO, PJW, PL, PM, PMTA, PPP, PPPM, PRIME, PRIN, PRINC, PSTC, PT, QLT, RBF, RCL, RICHY, RML, ROJNA, RPC, RT, RWI, S11, SA, SAK, SALEE, SAMCO, SANKO, SAPPE, SAWAD, SCI, SCN, SCP, SE, SFLEX, SFP, SFT, SGF, SIAM, SINGER, SKE, SKN, SKR, SKY, SLP, SMIT, SMT, SNP, SO, SORKON, SPA, SPC, SPCG, SR, SRICHA, SSC, SSF, STANLY, STGT, STOWER\*, STPI, SUC, SWC, SYNEX, T, TAE, TAKUNI, TBSP, TCC, TCMC, TEAM, TFG, TFI, TIGER, TITLE, TKN, TKS, TM, TMC, TMD, TMI, TMILL, TNL, TNP, TOG, TPA, TPAC, TPCS, TPS, TRITN, TRT, TSE, TVT, TWP, UEC, UMI, UOBKH, UP, UPF, UPOIC, UTP, VCOM, VL, VNT, VPO, VRANDA, WGE, WIJK, WP, XO, XPG, YUASA

### Companies with Good CG Scoring

A, AI, AIE, AJ, AMC, APP, AQ, ARIN, AS, AU, B52, BEAUTY, BGT, BH, BIG, BLAND, BM, BROCK, BSBM, BSM, BYD\*, CCP, CITY, CMO, CPT, CSR, EKH, EP, FMT, GLOCON\*, GSC, HTECH, IHL, INGRS, JAK, JTS, KASET, KK, KWG, LEE, BTNC, CAZ, CGD, CMAN, CMR, CRANE, D, EMC, F&D, GIFT, GREEN, GTB, HUMAN, IIG, INOX, JR, JUBILE, KCM, KKC, KYE, LPH, MATI, M-CHAI, MCS, MDX, MJD, MORE, MUD, NC, NDR, NFC, NNCL, NOVA, NPK, NUSA, OCEAN, PAF, PF, PK, PLE, PPM, PRAKIT, PRAPAT, PRECHA, PTL, RCI\*, RJH, RP, RPH, RSP, SABUY, SF, SGP, SICT, SIMAT, SISB, SK, SMART, SOLAR, SPACK, SPG, SQ, SSP, STARK, STC, SUPER, SVOA, TC, TCCC, THMUI, TNH, TNR, TOPP, TPCH, TPIPL, TPIPP, TPLAS, TPOLY, TQR, TTI, TYCN, UKEM, UMS, UNIQ, UPA, UREKA, VIBHA, W, WIN, WORK, WPH, YGG, ZIGA

### Corporate Governance Report

The material contained in this publication is for general information only and is not intended as advice on any of the matters discussed herein. Readers and others should perform their own independent analysis as to the accuracy or completeness or legality of such information. The Thai Institute of Directors, its officers, the authors and editor make no representation or warranty as to the accuracy, completeness or legality of any of the information contained herein. By accepting this document, each recipient agrees that the Thai Institute of Directors Association, its officers, the authors and editor shall not have any liability for any information contained in, or for any omission from, this publication.

The survey result is as of the date appearing in the Corporate Governance Report of Thai Listed Companies. As a result, the survey result may be changed after that date. SCB Securities Company Limited does not conform nor certify the accuracy of such survey result.

To recognize well performers, the list of companies attaining "Good", "Very Good" and "Excellent" levels of recognition

(Not including listed companies qualified in the "no announcement of the results" clause from 1 January 2020 to 26 October 2021) is publicized.

<sup>1</sup> TIP was voluntarily delisted from the Stock Exchange of Thailand effectively on July 24, 2021

<sup>2</sup> RCI was voluntarily delisted from the Stock Exchange of Thailand, effectively on July 16, 2021

\* บริษัทหรือกรรมการหรือผู้บริหารของบริษัทที่มีข่าวด้านกฏการกับตุลาการภิบาล เช่น การกระทำความผิดเกี่ยวกับหลักทรัพย์ การทุจริต คอรัปชั่น เป็นต้น ซึ่งการใช้ข้อมูล CGR ควรระมัดระวังถึงข้อดังกล่าวประกอบด้วย

## Anti-corruption Progress Indicator

### Certified (ได้รับการรับรอง)

2S, 7UP, ADVANC, AF, AI, AIE, AIRA, AKP, AMA, AMANAH, AMATA, AMATAV, AP, APCS, AQUA, ARROW, AS, ASIAN, ASK, ASP, AWC, AYUD, B, BAFS, BAM, BANPU, BAY, BBL, BCH, BCP, BCPG, BEB, BEYOND, BGC, BGRIM, BKI, BLA, BPP, BROOK, BRR, BSBM, BTS, BWG, CEN, CENTEL, CFRESH, CGH, CHEWA, CHOTI, CHOW, CIG, CIMBT, CM, CMC, COM7, COTTO, CPALL, CPF, CPI, CPN, CSC, DCC, DELTA, DEMCO, DIMET, DRT, DTAC, DUSIT, EA, EASTW, ECL, EGCO, EP, EPG, ERW, ESTAR, ETE, FE, FNS, FPI, FPT, FSMART, FSS, FTE, GBX, GC, GCAP, GEL, GFPT, GGC, GJS, GPI, GPSC, GSTEEL, GULF, GUNKUL, HANA, HARN, HEMP, HENG, HMPRO, HTC, ICC, ICHI, IFS, ILINK, INET, INSURE, INTUCH, IRC, IRPC, ITTEL, IVL, JKN, JR, K, KASET, KBANK, KBS, KCAR, KCE, KGI, KKP, KSL, KTB, KTC, KWI, L&E, LANNA, LH, LHFG, LHK, LPN, LRH, M, MAKRO, MALEE, MATCH, MBAX, MBK, MC, MCOT, META, MFC, MILL, MINT, MONO, MOONG, MSC, MST, MTC, MTI, NATION, NBC, NEP, NINE, NKI, NOBLE, NOK, NSI, NWR, OCC, OGI, ORI, PAP, PATO, PB, PCSGH, PDG, PDJ, PG, PHOL, PK, PL, PLANB, PLANET, PLAT, PM, PPT, PPPM, PPS, PR9, PREB, PRG, PRINC, PRM, PROS, PSH, PSL, PSTC, PT, PTG, PTT, PTTEP, PTTGC, PYLON, Q-CON, QH, QLT, QTC, RATCH, RML, RWI, S & J, SAAM, SABINA, SAPPE, SAT, SC, SCB, SCC, SCCC, SCG, SCGP, SCM, SCN, SEAOL, SE-ED, SELIC, SENA, SGP, SINGER, SIRI, SITHAI, SKR, SMIT, SMC, SMPK, SNC, SNP, SORKON, SPACK, SPALI, SPC, SPI, SPRC, SRICHA, SSF, SSP, SSSC, SST, STA, STOWER, SUSCO, SVI, SYMC, SYNTEC, TAE, TAKUNI, TASC, TCAP, TCMC, TFG, TFI, TFMAMA, TGH, THANI, THCOM, THIP, THRE, THREL, TIDLOR, TIPCO, TISCO, TKS, TKT, TMILL, TMT, TNITY, TNL, TNP, TNR, TOG, TOP, TOPP, TPA, TPCS, TPP, TRU, TRUE, TSC, TSTE, TSTH, TTA, TTB, TTCL, TU, TVD, TVI, TVO, TWPC, U, UBE, UBIS, UEC, UKEM, UOBKH, UPF, UV, VGI, VIH, WACOAL, WHA, WHAUP, WICE, WIJK, XO, YUASA, ZEN, ZIGA

### Declared (ประกาศเจตนารมณ์)

AH, AJ, ALT, APCO, B52, BEC, CHG, CI, CPL, CPR, CPW, CRC, DDD, DHOUSE, DOHOME, ECF, EKH, ETC, EVER, FLOYD, GLOBAL, III, ILM, INOX, JTS, KEX, KUMWEL, LDC, MAJOR, MEGA, NCAP, NOVA, NRF, NUSA, NYT, OR, PIMO, PLE, RS, SAK, SIS, STECH, STGT, SUPER, SVT, TKN, TMI, TQM, TSI, VARO, VCOM, VIBHA, WIN

### N/A

3K-BAT, A, A5, AAV, ABICO, ABM, ACAP, ACC, ACE, ACG, ADB, ADD, AEONTS, AFC, AGE, AHC, AIT, AJA, AKR, ALL, ALLA, ALPHAX, ALUCON, AMARIN, AMC, AMR, ANAN, AOT, APEX, APP, APURE, AQ, ARIN, ARIP, ASAP, ASEFA, ASIA, ASIMAR, ASN, ASW, ATP30, AU, AUCTION, BA, BBGI, BBIK, BC, BCT, BDMS, BEAUTY, BEM, BFIT, BGT, BH, BIG, BIOTECH, BIS, BIZ, BJC, BJCHI, BKD, BLAND, BLISS, BM, BOL, BR, BRI, BROCK, BSM, BTNC, BTW, BUI, BYD, CAZ, CBG, CCET, CCP, CEYE, CGD, CHARAN, CHAYO, CHO, CITY, CIVIL, CK, CKP, CMAN, CMO, CMR, CNT, COLOR, COMAN, CPANEL, CPH, CPT, CRANE, CRD, CSP, CSR, CSS, CTW, CV, CWT, D, DCON, DITTO, DMT, DOD, DPAINT, DTCL, DV8, EASON, EE, EFORL, EMC, ESSO, F&D, FANCY, FMT, FN, FORTH, FTI, FVC, GENCO, GIFT, GL, GLAND, GLOCON, GLORY, GRAMMY, GRAND, GREEN, GSC, GTB, GYT, HFT, HL, HPT, HTECH, HUMAN, HYDRO, ICN, IFEC, IHL, IIG, IMH, IND, INGRS, INSET, IP, IRCP, IT, ITD, J, JAK, JAS, JCK, JCKH, JCT, JDF, JMART, JMT, JP, JUBILE, JWD, KAMART, KC, KCC, KCM, KDH, KIAT, KISS, KK, KKC, KOOL, KTIS, KUN, KWC, KWM, KYE, LALIN, LEE, LEO, LIT, LOXLEY, LPH, LST, MACO, MANRIN, MATI, MAX, M-CHAI, MCS, MDX, MENA, METCO, MGT, MICRO, MIDA, MITSIB, MJD, MK, ML, MODERN, MORE, MPIC, MUD, MVP, NC, NCH, NCL, NDR, NER, NETBAY, NEW, NEWS, NEX, NFC, NNCL, NPK, NSL, NV, NVD, OHTL, OISHI, ONEE, OSP, OTO, PACE, PACO, PAE, PAF, PEACE, PERM, PF, PICO, PIN, PJW, PLUS, PMTA, POLAR, POMPUI, PORT, POST, PPM, PRAKIT, PRAPAT, PRECHA, PRIME, PRIN, PRO, PROEN, PROUD, PSG, PTC, PTECH, PTL, RAM, RBF, RCL, RICHY, RJH, ROCK, ROH, ROJNA, RP, RPC, RPH, RSP, RT, S, S11, SA, SABUY, SAFARI, SALEE, SAM, SAMART, SAMCO, SAMTEL, SANKO, SAUCE, SAWAD, SAWANG, SCI, SCP, SDC, SE, SEAFCO, SECURE, SENAJ, SFLEX, SFP, SFT, SGF, SHANG, SHR, SIAM, SICT, SIMAT, SISB, SK, SKE, SKN, SKY, SLM, SLP, SMART, SMD, SMT, SNNP, SO, SOLAR, SONIC, SPA, SPCG, SPG, SPVI, SQ, SR, SSC, SSS, STANLY, STARK, STC, STEC, STHAI, STI, STP, STPI, SUC, SUN, SUTHA, SVH, SVOA, SWC, SYNEX, TACC, TAPAC, TC, TCC, TCCC, TCJ, TCOAT, TEAM, TEAMG, TEKA, TFM, TGPRO, TH, THAI, THANA, THE, THG, THL, THMUI, TIGER, TIPH, TITL, TK, TKC, TM, TMC, TMD, TMW, TNDT, TNH, TNPC, TOA, TPAC, TPBI, TPCH, TPIPL, TPIPP, TPLAS, TPOLY, TPS, TQR, TR, TRC, TRITN, TRT, TRUBB, TRV, TSE, TSF, TSR, TTI, TTT, TTW, TVT, TWP, TWZ, TYCN, UAC, UMI, UMS, UNIQ, UP, UPA, UPOIC, UREKA, UTP, UVAN, VL, VNG, VPO, VRANDA, W, WAVE, WFX, WGE, WINMED, WINNER, WORK, WORLD, WP, WPH, XPG, YGG

### Explanations

Companies participating in Thailand's Private Sector Collective Action Coalition Against Corruption programme (Thai CAC) under Thai Institute of Directors (as of May 9, 2022) are categorised into: companies that have declared their intention to join CAC, and companies certified by CAC.