



Market today

“A chance to rebound but with limited upside.”

The SET is expected to have a technical rebound after recovering at support of 1,530. However, the market still lacks supporting factors while major negative factors continue, particularly recession concerns, pressuring the SET and limiting upside to between 1,550 and 1,560. Supports are at 1,530 and 1,520.



Today's highlights

- The Fed Minutes reported that the board agreed that raising interest rates to tackle inflation is appropriate even though it may cause a recession.
- The Dollar Index is at a 20-year high while the Thai baht is at a 6.5-year low. Today's focus is US private employment in June.
- The TAT has proposed exempting visa and visa-on-arrival fees for foreign tourists and also extend the maximum stay to 45 days until December 31, 2022, benefiting the tourism sector.



Strategy today

In the short-term, SET volatility is high and we do not expect a hard or fast recovery as not only is there no real support, but the outlook for the economy as a whole is dimmed by pressure from the Fed's signal that it will tighten monetary policy to battle inflation, which may cause a recession. We suggest “selective buy” in good quality defensive stocks with specific positive drivers.

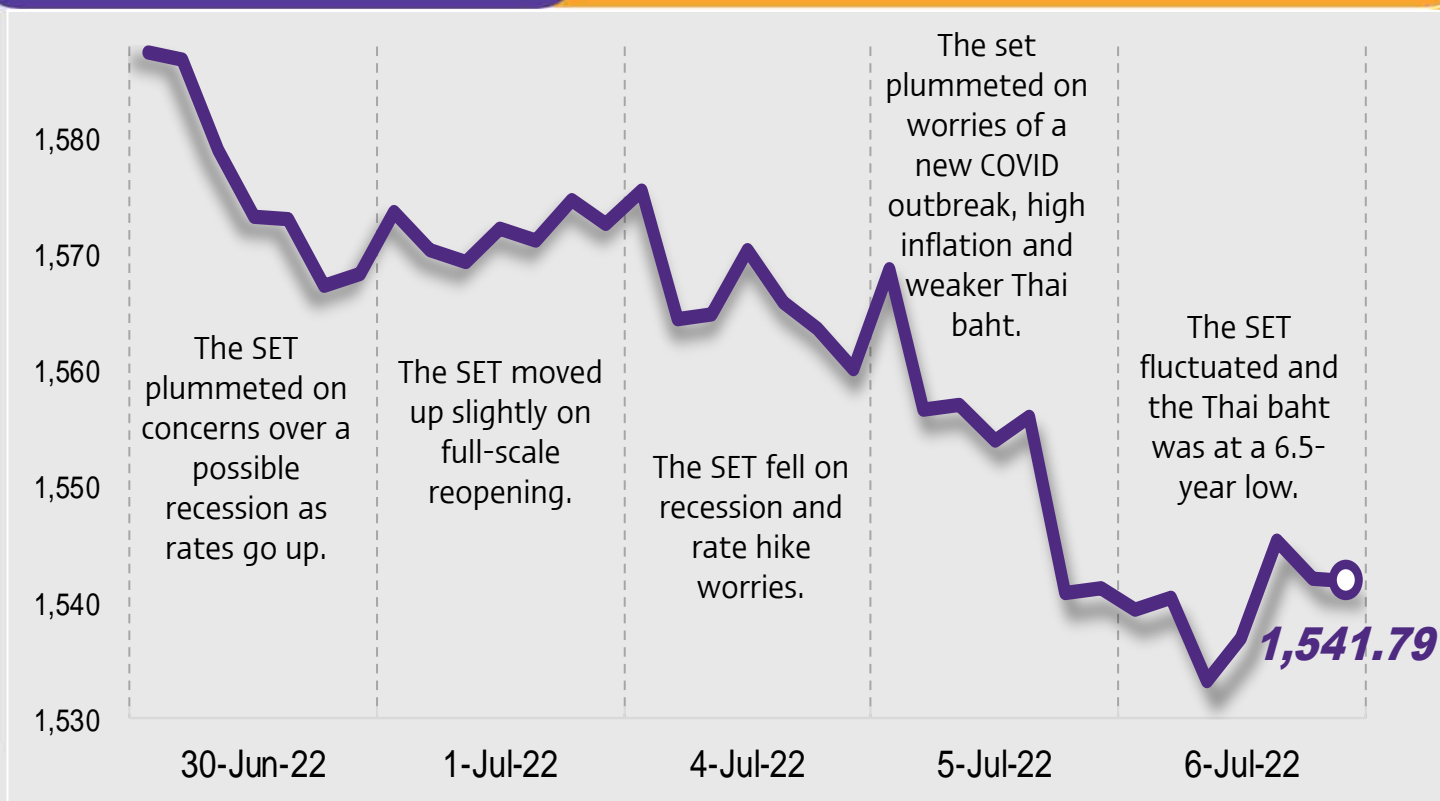
See the end of this report for disclaimer

Daily report

Thursday, July 07, 2022

Support - Resistances

1530/1520 – 1550/1560



Trading today

Weekly portfolio: Volatility is high due to pressures from inflation and the economy, which is likely to enter recession. Therefore, we recommend being cautious and selective, choosing good quality defensive stocks with positive drivers:

- 1) stocks that are expected to report good earnings growth and benefit from the Middle East market which has high purchasing power and economic growth – OSP, CBG, CPF, GFPT, SAT, VNG and BH;
- 2) energy stocks who will post outstanding 2Q22 earnings thanks to high oil price and refinery margin and a tight energy market – BCP, PTTEP.
- 3) banks for which 2Q22 preview shows solid earnings growth both YoY and QoQ and benefit from an upward interest rate trend – KBANK and BBL.



Daily focus

MINT: is expected to report 2Q22 earnings of Bt1.4bn, recovered from a loss in 2Q21 and in 1Q22, backed by its European hotel business. 2H22 earnings are expected to improve from pent-up demand in Europe, Thailand's reopening and China's ease of regulations.

BLA: benefits from an upward trend in interest rates while in the short-term the price may recover or rebound as US 10-year bond yield has begun to recover at a level of 2.93% (+12.3bps), and 2Q22 earnings are likely to improve both YoY and QoQ.

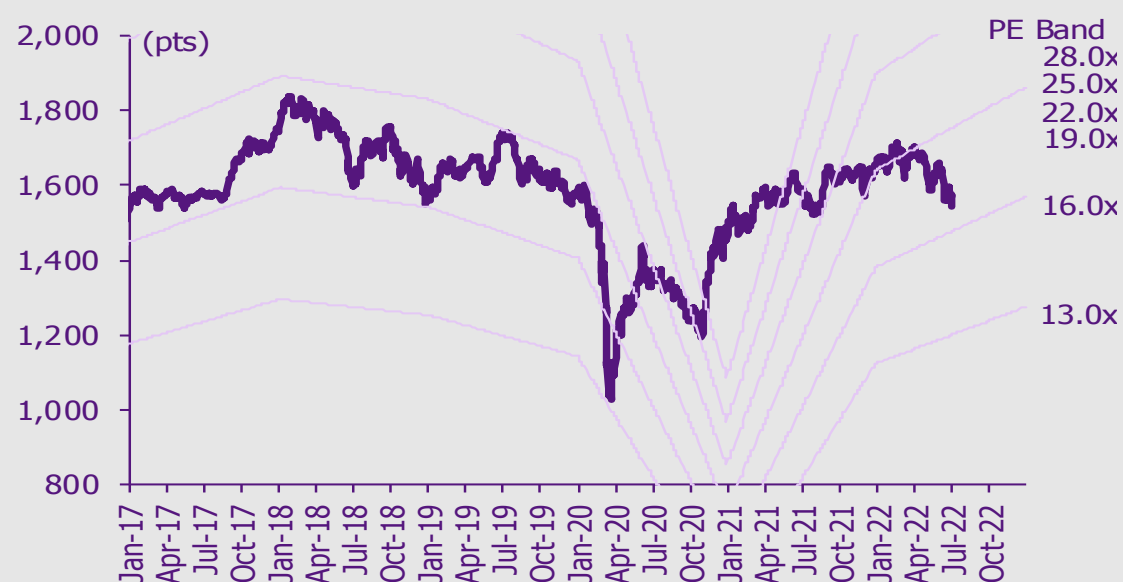
Today's reports

MINT – Preview 2Q22: Stronger YoY and QoQ

What to watch

Date	Event
4 Jul	Economic release: JP – Consumer confidence for Jun EU – PPI for May Event: OPEC-JMMC meeting
5 Jul	Economic release: JP/EU final services PMI for Jun Event: OPEC meetings
6 Jul	Economic release: EU – Economic forecasts, retail sales for May, US – ISM services PMI for May, JOLTS job opening
7 Jul	Economic release: JP – Household spending for May, US – ADP non-farm employment change for Jun, unemployment claims, trade balance for May, crude oil inventories
8 Jul	Economic release: US – Average hourly earnings, non-farm employment change and unemployment rate for Jun

SET Index movement



See the end of this report for disclaimer

SET index series

Index	6 Jul (pts)	Chg (pts)	Chg (%)	Value (Btmn)
SET	1,541.79	0.49	0.03	72,117.55
SET50	944.15	0.66	0.07	42,036.56
SET100	2,135.32	1.69	0.08	52,805.34
sSET	999.58	(4.89)	(0.49)	3,166.64
SETCLMV	978.41	2.71	0.28	31,242.69
SETHD	1,131.50	(2.38)	(0.21)	17,516.64
SETTHSI	987.41	1.54	0.16	41,119.81
SETWB	962.58	8.30	0.87	14,776.45
mai	561.98	(6.11)	(1.08)	2,715.15

Trading summary by investor type

(Btmn)	6 Jul	WTD	MTD	YTD
Foreign				
Net	2,286	(2,177)	(2,924)	109,705
Breakdown (%)	51.87	48.41	48.39	46.90
Institution				
Net	(865)	(2,303)	(1,231)	(90,206)
Breakdown (%)	8.46	8.16	8.61	7.81
PropTrade				
Net	(516)	(1,110)	(1,733)	(290)
Breakdown (%)	8.86	8.63	8.80	8.55
Individual				
Net	(904)	5,590	5,889	(19,209)
Breakdown (%)	30.82	34.81	34.20	36.74

% of total trade value for each investor type

S50 futures trading by foreign investors

(Contract)	6-Jul	WTD	MTD	YTD
Foreign	(4,558)	8,838	27,628	(576)
Institution	(1,027)	837	(823)	12,508
Customer	5,585	(9,675)	(26,805)	(11,932)

Bond trading by foreign investors

(Btmn)	6-Jul	WTD	MTD	YTD
Buy	1,131	5,183	10,246	650,104
Sell	1,569	7,372	11,826	543,316
Net	-438	-2,189	-1,581	106,789

Investment Strategy Department

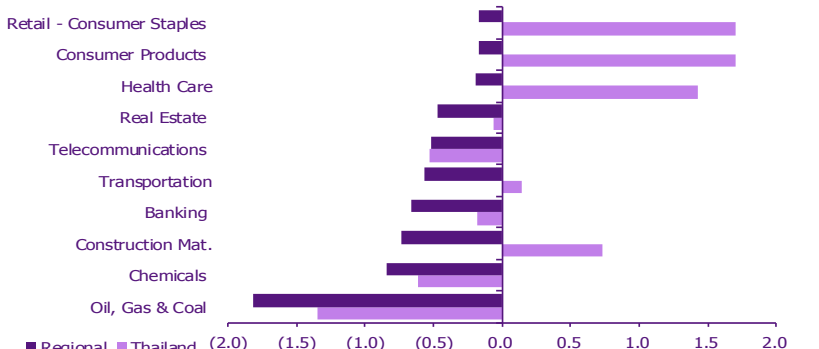
Market update

Global market movement

	6-Jul	Index	Chg (pts)	Performance (%)				PE (x)		EPS gth (%)		PBV (x)		ROE (%)	
				1D	WTD	MTD	YTD	22F	23F	22F	23F	22F	23F	22F	23F
S&P 500		3,845	13.69	0.4	0.5	1.6	(19.3)	16.8	15.4	18.5	8.8	3.5	3.2	22.1	28.5
Euro Stoxx 600		407	6.66	1.7	0.1	0.0	(16.5)	11.7	11.2	24.1	5.1	1.6	1.5	11.6	11.5
Japan		26,108	(315.82)	(1.2)	0.7	(1.1)	(9.3)	14.6	13.7	1.8	6.7	1.5	1.4	9.7	10.0
Hang Seng		21,587	(266.41)	(1.2)	(1.2)	(1.2)	(7.7)	11.1	9.7	(26.1)	14.5	1.1	1.1	11.2	11.2
MSCI Asia x J		642	(7.75)	(1.2)	(1.0)	(1.7)	(18.7)	12.5	11.2	0.7	11.8	1.5	1.3	11.6	11.5
Philippines		6,445	135.02	2.1	4.5	4.7	(9.5)	15.8	13.0	19.9	21.1	1.5	1.4	8.3	9.5
Indonesia		6,646	(56.86)	(0.8)	(2.2)	(3.8)	1.0	16.9	16.1	18.7	4.8	1.9	1.8	(7.6)	(7.3)
Malaysia		1,421	(19.96)	(1.4)	(2.0)	(1.6)	(9.4)	13.6	12.3	(0.2)	10.7	1.3	1.3	10.2	11.0
Thailand		1,542	0.49	0.0	(2.0)	(1.7)	(7.0)	15.8	14.3	13.2	10.0	1.6	1.5	8.2	8.9
Asean 4 - simple avg.				(0.0)	(0.4)	(0.6)	(6.2)	15.5	14.0	12.9	11.6	1.6	1.5	4.8	5.5
China		3,355	(48.68)	(1.4)	(1.0)	(1.3)	(7.8)	11.6	10.2	17.8	13.5	1.4	1.2	11.0	10.9
India		53,751	616.62	1.2	1.6	1.4	(7.7)	19.2	16.5	19.9	16.4	2.9	2.6	15.2	15.5
Singapore		3,104	(0.45)	(0.0)	0.3	0.0	(0.6)	12.4	10.8	9.0	15.0	1.0	1.0	8.8	9.7
Taiwan		13,986	(363.69)	(2.5)	(2.5)	(5.7)	(23.2)	9.6	9.8	9.7	(2.2)	1.7	1.6	20.1	18.1
Korea		2,292	(49.77)	(2.1)	(0.6)	(1.7)	(23.0)	9.5	8.1	0.9	16.5	0.9	0.8	7.0	12.3
Others				(1.0)	(0.4)	(1.5)	(12.5)	12.5	11.1	11.5	11.8	1.6	1.4	12.4	13.3

Regional sector movement

	Price performance (%) *			
	6-Jul	WoW	MoM	YTD
Banking	(0.66)	(2.48)	(5.47)	(13.11)
Chemicals	(0.84)	(1.03)	0.53	(7.50)
Construction Mat.	(0.73)	(1.69)	(4.05)	(8.48)
Consumer Products	(0.17)	(1.11)	(2.86)	(7.63)
Health Care	(0.19)	(0.64)	0.19	(12.64)
Oil, Gas & Coal	(1.82)	(4.23)	(5.25)	(5.60)
Real Estate	(0.47)	(2.47)	(1.17)	(15.95)
Retail - Consumer Staples	(0.17)	(1.11)	(2.86)	(7.63)
Telecommunications	(0.52)	(1.93)	(4.54)	(16.20)
Transportation	(0.57)	(2.37)	(4.25)	(8.19)

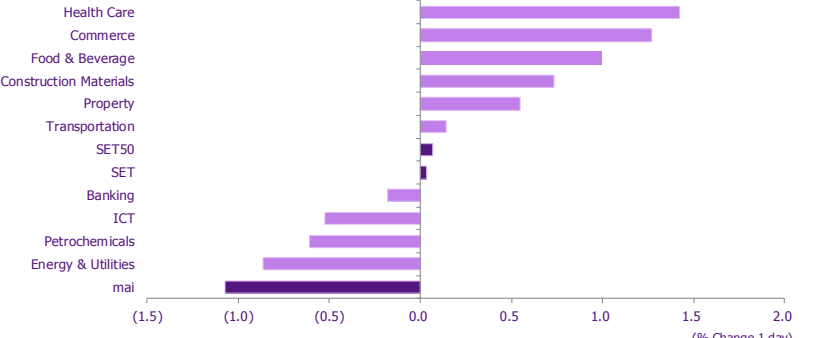


■ Regional ■ Thailand (2.0) (1.5) (1.0) (0.5) 0.0 0.5 1.0 1.5 2.0

* Regional sector price performances (%) are based on US\$ and Thai sector price performances (%) are based on baht

Thailand sector movement

	Price performance (%)			
	6-Jul	WoW	MTD	YTD
Banking	(0.18)	(2.17)	(2.25)	(13.05)
Commerce	1.27	(2.56)	(1.14)	(7.80)
Construction Materials	0.73	(1.99)	(1.08)	(6.41)
Energy & Utilities	(0.87)	(2.87)	(1.10)	(4.06)
Food & Beverage	0.99	(2.57)	(1.74)	(2.33)
Health Care	1.43	5.30	4.67	18.14
ICT	(0.53)	(3.58)	(1.06)	(10.93)
Petrochemicals	(0.61)	(5.28)	(3.88)	(10.35)
Property	0.54	(2.63)	(2.19)	(4.47)
Transportation	0.14	(1.70)	(1.14)	6.08
SET	0.03	(2.80)	(1.69)	(6.99)
SET50	0.07	(1.97)	(0.73)	(4.70)
MAI	(1.08)	(7.24)	(5.97)	(3.46)



(% Change 1 day)

10 Most active stocks by value

Stock	Price (Bt)	Value (Btmn)	Chg (%)
PTTEP	155.50	4,764.55	(4.60)
JAS	2.64	2,800.20	(13.16)
BDMS	26.50	2,307.77	2.91
BANPU	12.20	2,228.35	(2.40)
KBANK	147.50	2,070.73	0.00
PTT	34.00	2,041.42	(0.73)
AOT	70.50	1,662.99	0.36
CPALL	62.00	1,556.24	2.90
SCB	100.00	1,468.87	(0.50)
EA	77.25	1,432.59	(2.22)

Top 10 gainers

Stock	Price (Bt)	Value (Btmn)	Chg (%)
MATCH	2.18	63.17	29.76
MPIC	2.20	63.24	29.41
KWI	2.48	48.55	29.17
MSC	10.60	115.72	12.17
CPH	27.00	189.72	8.00
NC	11.90	0.13	7.21
KEX	24.00	299.02	6.67
TSC	14.50	0.06	5.84
SE-ED	2.72	35.49	5.43
SVI	6.85	13.71	5.38

Top 10 losers

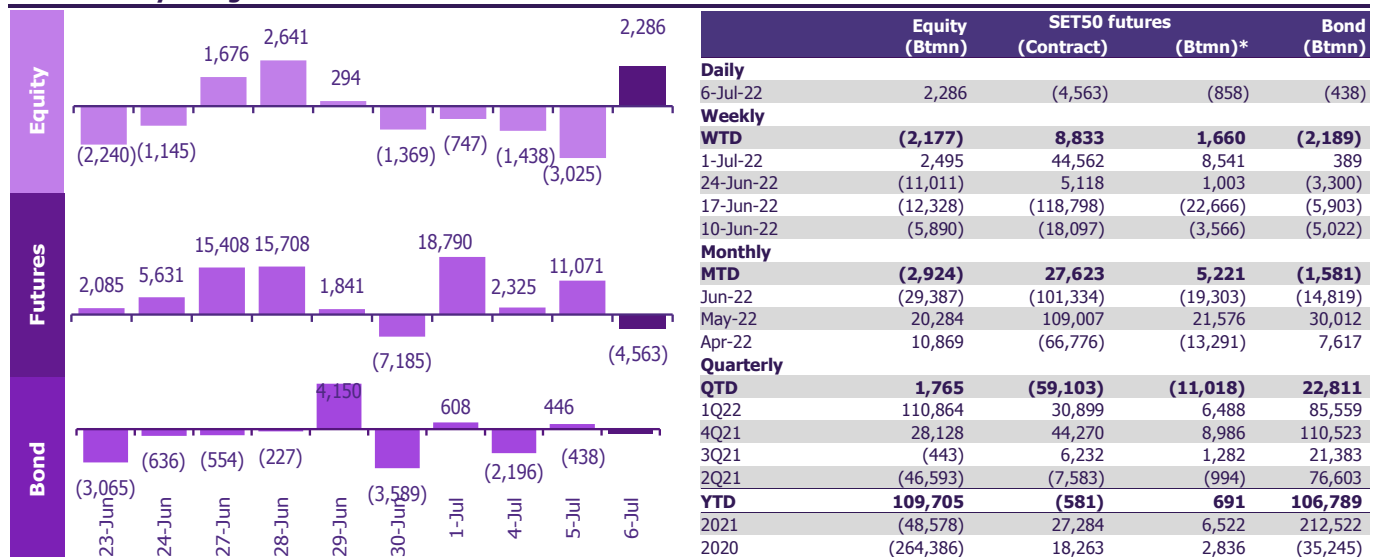
Stock	Price (Bt)	Value (Btmn)	Chg (%)
JAS	2.64	2,800.20	(13.16)
NFC	5.10	27.56	(10.53)
WORK	19.00	97.39	(10.38)
ROCK	8.00	0.34	(9.60)
PRECHA	1.37	5.03	(9.27)
SDC	0.24	13.26	(7.69)
TPCS	22.00	0.31	(7.56)
TGPRO	0.26	4.71	(7.14)
PAF	1.47	1.29	(6.96)
AJA	0.27	11.76	(6.90)

Fund flow monitor

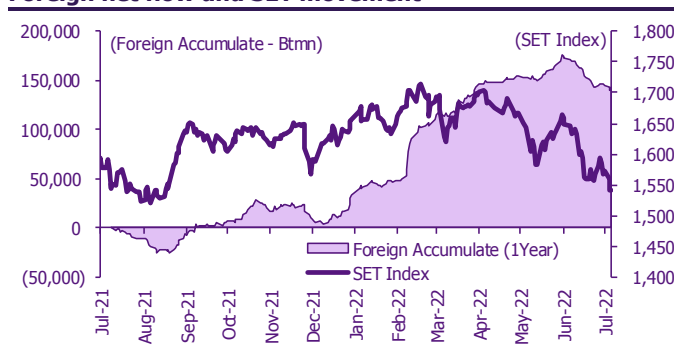
Regional foreign fund flows to equity

(US\$ Mn)	Thailand	Indonesia	Philippines	Malaysia	Vietnam	India	Taiwan	South Korea	Japan
Daily									
6-Jul-22	63	(20)	2		(32)		(293)	(72)	
5-Jul-22	(84)	(38)	(3)	3	(12)	270	15	312	
4-Jul-22	(40)	(74)	(11)	(18)	(6)	(182)	(152)	(138)	
1-Jul-22	(21)	(4)	(4)	(3)	(9)	(361)	(357)	(339)	
30-Jun-22	(39)	(5)	(15)	(45)	0	(33)	(835)	(307)	
Weekly									
WTD	(61)	(133)	(12)	(15)	(49)	(15)	(429)	102	(3,178)
1-Jul-22	71	(266)	(41)	(73)	8	(681)	(1,436)	(950)	0
24-Jun-22	(311)	(282)	(37)	(14)	3	(967)	(799)	(998)	(3,178)
17-Jun-22	(352)	(93)	(69)	(116)	41	(2,986)	(3,703)	(1,086)	(6,980)
10-Jun-22	(170)	90	(48)	(99)	33	(1,426)	(1,459)	(1,860)	1,536
Monthly									
MTD	(82)	(137)	(16)	(18)	(58)	(273)	(787)	(237)	0
Jun-22	(841)	(501)	(207)	(291)	89	(6,342)	(7,724)	(4,796)	(9,556)
May-22	592	(243)	(350)	18	138	(4,871)	57	170	(1,993)
Apr-22	321	2,783	(99)	193	170	(3,816)	(9,102)	(4,963)	29,604
YTD	3,360	4,131	(791)	1,443	17	(28,829)	(34,856)	(16,324)	573

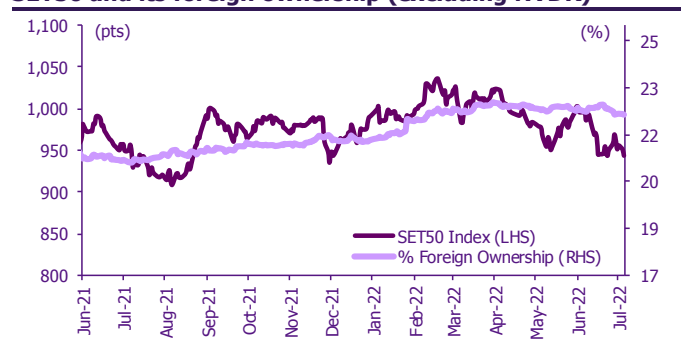
Thailand daily foreign net flows



Foreign net flow and SET movement



SET50 and its foreign ownership (excluding NVDR)



Foreign buy/sell activity monitor

Most foreign holding value change

	Fgn hld (%)	Δ Fgn (M.shares)	Buy* (Btmn)
CPALL	33.12	2.00	124
BCH	8.13	3.30	68
CBG	7.56	0.51	56
BTS	22.24	6.07	51
INTUCH	31.72	0.68	47
BH	24.52	0.25	46
SPRC	68.73	2.82	34
PTT	8.57	0.95	32
BANPU	8.61	2.13	26
FORTH	2.88	0.54	23

Top-5 NVDR net buy/sell

	Fgn hld (%)	Δ Fgn (M.shares)	Sell* (Btmn)
TU	26.29	(16.78)	(260)
PTTEP	15.73	(1.08)	(167)
GLOBAL	4.42	(7.75)	(136)
COM7	6.44	(3.46)	(94)
IVL	71.03	(2.08)	(93)
TISCO	45.96	(0.82)	(71)
STA	15.86	(3.35)	(69)
ADVANC	35.51	(0.30)	(62)
KBANK	42.74	(0.40)	(59)
CRC	13.65	(1.40)	(48)

	Buy* (Btmn)	Sell* (Btmn)
CPALL	328	(438)
EA	283	(202)
BDMS	265	(113)
JMART	249	(78)
PTTEP	196	(71)
BH	149	(63)
COM7	148	(57)
AOT	123	(55)
CRC	119	(53)
SCB	115	(51)

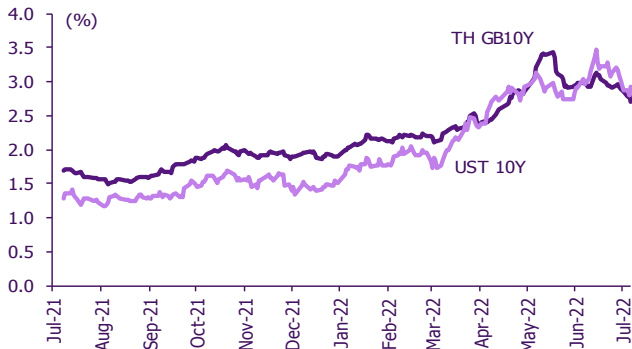
* SCBS Investment Research estimates

Multi-asset price update

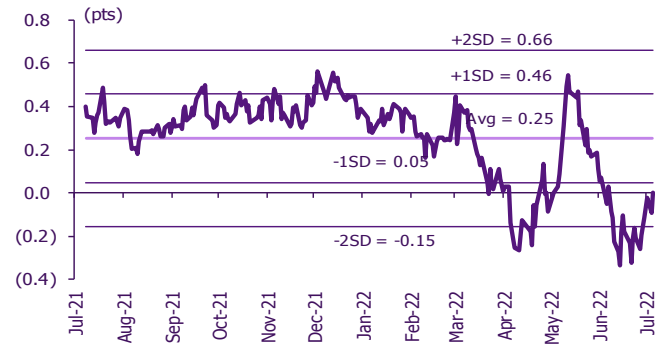
Key indicator update

	Close	6-Jul	WoW	MoM	YoY	YTD
Financial market condition						
VIX Index	26.73	(2.94)	(5.08)	6.62	62.59	55.23
Europe CDS (bps)	122.353	(1.49)	5.34	34.43	75.97	74.47
LIBOR OIS Spread (bps)	0.08329	(6.31)	(4.49)	(4.81)	4.17	(0.68)
TED Spread (bps)	0.5124	(16.66)	(8.99)	2.93	42.06	33.37
Exchange rate						
Dollar Index	107.04	0.52	1.85	4.52	15.66	11.89
USD/THB	36.20	0.66	2.91	5.19	12.22	9.02
EUR/USD	1.02	(0.81)	(2.50)	(4.79)	(13.86)	(10.42)
USD/JPY	135.90	0.05	(0.47)	3.06	22.87	18.11
Bond: (Change in basis points)						
TH Gov Bond 2Y	1.72%	(1.94)	(3.66)	10.60	120.82	106.87
TH Gov Bond 10Y	2.71%	(9.34)	(22.80)	(27.91)	98.22	81.23
US Gov Bond 2Y	2.99%	14.48	(5.90)	24.91	278.17	226.35
US Gov Bond 10Y	2.92%	8.42	(18.53)	(12.67)	155.91	140.53
Commodities						
CRB Index	582.81	0.00	(2.88)	(7.84)	5.54	0.78
Gold (US\$/oz)	1,737.70	(1.48)	(4.34)	(5.58)	(3.28)	(5.00)
Gross Refining Margin (US\$/bbl)	37.58	0.00	0.00	(2.92)	n.m.	515.06
Dubai Crude (US\$/bbl)	113.24	0.00	0.19	0.67	55.28	54.73
NYMEX Crude (US\$/bbl)	98.53	(0.97)	(10.25)	(16.85)	34.29	103.41
Baltic Dry Index (pts)	2,043.00	(2.62)	(6.54)	(20.20)	(35.73)	(7.85)

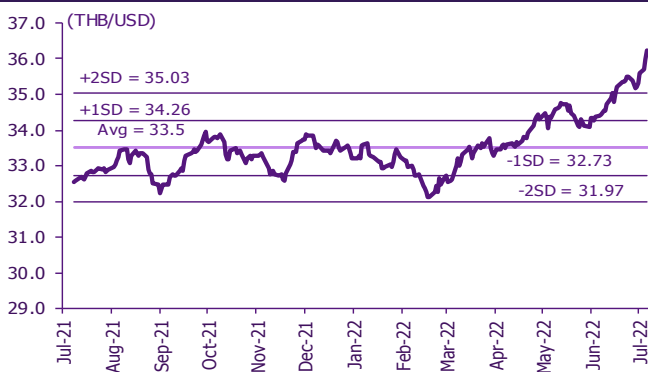
Thai and US 10-year government bond yield



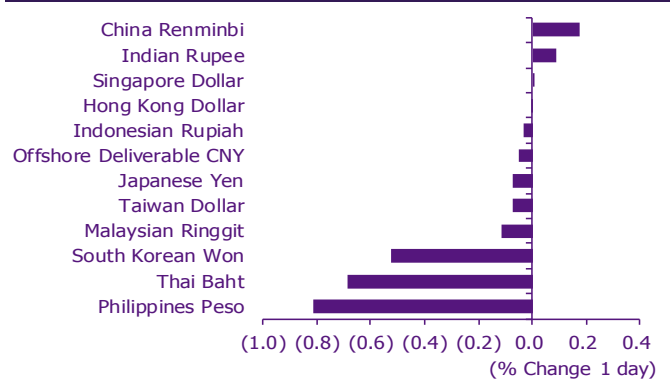
Thai and US 10-year government bond spread



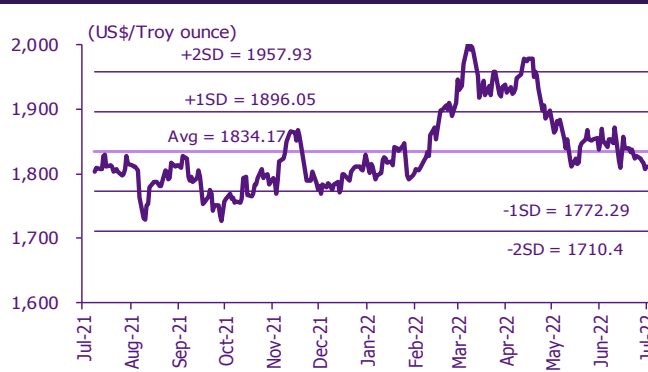
THB/USD exchange rate



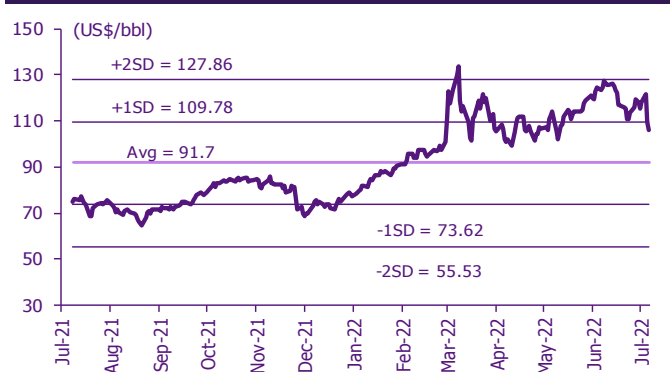
Regional foreign exchange rate spot return



Gold



Brent crude



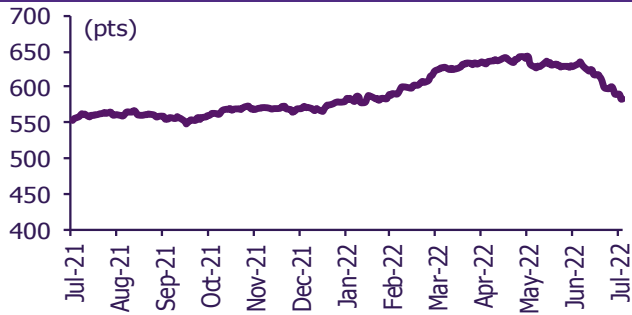
Commodities daily price update

	As of 6-Jul-22	-1W %	Avg. Price QTD in 3Q22	% QoQ	% YoY	Avg. Price in '21	% YoY	Avg. Price in '22	% YoY	Update
CRB Index	582.81	(2.8)	586.26	(6.9)	5.1	535.54	36.83	615.97	15.0	Daily
Energy Prices										
Crude Oil - Dubai (US\$/bbl)	107.17	(7.9)	112.96	3.7	58.3	68.86	63.18	103.24	49.9	Daily
Brent Crude (US\$/bbl)	106.07	(11.0)	113.93	1.0	56.1	70.52	66.54	106.47	51.0	Daily
West Texas Int. Cushing (US\$/bbl)	98.53	(11.8)	103.72	(4.7)	42.1	68.06	72.51	102.00	49.9	Daily
Crude Oil - Asia-Pacific Tapis Oil Spot (US\$/bbl)	116.08	(6.6)	122.04	2.8	67.2	71.82	61.89	111.79	55.6	Daily
Natural Gas Henry Hub (US\$/mmBTU)	5.55	(16.4)	5.56	(26.7)	64.7	3.13	30.07	6.07	93.8	Daily
Coal Price NEX (US\$/MT)	386.96	(4.1)	386.96	4.2	138.2	138.28	135.73	323.18	133.7	Friday
Oil Product Prices and Gross Refinery Margin										
Gas Oil 500 ppm Sulfur Singapore (US\$/bbl)	137.01	(13.6)	146.79	(1.0)	86.3	76.20	52.83	130.48	71.2	Daily
Gas Oil - Dubai (US\$/bbl)	29.84	(29.4)	33.83	(14.0)	355.2	7.34	(4.17)	27.24	270.9	Daily
Gasoline, 92 RON Spot (US\$/bbl)	118.00	(18.8)	129.06	(13.0)	60.6	76.66	75.97	123.95	61.7	Daily
Gasoline - Dubai (US\$/bbl)	10.83	(62.6)	16.10	(43.3)	78.9	7.80	472.22	20.71	165.7	Daily
Fuel Oil 180 Singapore Spot (US\$/bbl)	80.17	(16.8)	85.00	(42.7)	32.0	61.57	60.99	92.17	49.7	Daily
Fuel Oil - Dubai (US\$/bbl)	(27.00)	35.7	(27.96)	211.0	302.9	-7.29	84.36	(11.07)	51.9	Daily
Jet Kerosene - Spot Price (US\$/bbl)	128.72	(13.9)	139.74	(1.7)	85.7	73.98	60.45	125.80	70.0	Daily
Jet Kerosene - Dubai (US\$/bbl)	21.55	(35.2)	26.78	(19.4)	588.3	5.12	31.00	22.55	340.4	Daily
SG Dubai Hydrocracking Refinery Margin (US\$/bbl)	30.12	0.0	30.12	8.6	2,639.3	2.00	467.16	18.86	844.5	Daily
Olefins Product Prices and Spread										
Ethylene, FOB Japan Spot (US\$/MT)	950	(5.0)	950	(17.0)	(3.0)	1,010	39.56	1,132	12.2	Tuesday
Ethylene Spread (US\$/MT)	138	(19.5)	129	244.2	(57.4)	361	5.77	251	(30.3)	Daily
Propylene (Olefins), FOB Japan Spot (US\$/MT)	965	(3.5)	965	(11.5)	(0.5)	1,005	27.27	1,089	8.4	Tuesday
Propylene Spread (US\$/MT)	153	(10.8)	144	(30.7)	(50.9)	356	(12.55)	208	(41.6)	Daily
Naphtha - Singapore Spot FOB (US\$/MT)	812	(2.0)	821	(6.9)	21.4	649	69.72	881	35.8	Daily
Polyolefins Prices and Spread										
Polye HDPE SE Asia (US\$/MT)	1,230	0.0	1,230	13.4	(64.0)	1,179	33.19	1,310	11.1	Tuesday
HDPE-Naphtha Spread (US\$/MT)	418	4.1	409	236.1	(11.2)	530	5.43	429	(19.2)	Daily
Polye LDPE-Film, CFR SE Asia Spot (US\$/MT)	1,510	(1.3)	1,510	(9.5)	(13.1)	1,525	51.71	1,636	7.3	Tuesday
LDPE-Naphtha Spread (US\$/MT)	698	(0.5)	689	56.5	66.6	876	40.66	755	(13.8)	Daily
PP Film, Spot South East Asia (US\$/MT)	1,230	(1.6)	1,230	(7.4)	(0.3)	1,298	35.78	1,316	1.4	Tuesday
PP Spread (US\$/MT)	418	(0.8)	409	(8.4)	(26.6)	649	13.18	435	(33.0)	Daily
MEG Prices and Spread										
MEG, CFR South East Asia (US\$/MT)	560	(1.8)	560	(12.6)	(18.7)	679	(88.71)	662	(2.6)	Tuesday
MEG Spread (US\$/MT)	-29	(42.0)	-29	(63.8)	(135.6)	53	120.79	-40	n.m.	Tuesday
Aromatics Product Prices and Spread										
Paraxylene, FOB USG Spot (US\$/MT)	1,705	1.8	1,705	12.1	79.4	894	56.10	1,348	(46.5)	Tuesday
Paraxylene Spread (US\$/MT)	803	15.2	755	24.8	118.2	310	342.73	478	54.1	Tuesday
Paraxylene - 92 RON Spread (US\$/MT)	698	60.2	604	72.6	127.8	241	362.24	290	63.9	Daily
Toluene, FOB Korea Spot (US\$/MT)	1,205	0.0	1,205	8.3	58.6	728	111.96	1,005	(45.8)	Tuesday
Benzene, CFR Japan Spot (US\$/MT)	1,235	0.0	1,235	(1.5)	20.2	931	87.66	1,175	(57.6)	Tuesday
Benzene Spread (US\$/MT)	540	2.9	531	10.8	25.7	352	117.03	394	12.1	Daily
Benzene - 92 RON Spread (US\$/MT)	228	(5,962.2)	134	63.0	(60.8)	277	122.54	118	(57.4)	Daily
Condensate (US\$/MT)	902	(7.8)	950	3.6	57.1	584	61.01	869	48.9	Daily
PTA Prices and Spread										
PTA, CFR South East Asia (US\$/MT)	965	0.0	965	(2.1)	29.9	705	48.18	920	30.4	Tuesday
PTA Spread (US\$/MT)	-177	12.8	-177	426.9	(267.5)	106	15.15	17	(84.1)	Tuesday
PVC Prices and Spread										
PVC, CFR South East Asia (US\$/MT)	1,200	(4.8)	1,200	(13.8)	(10.1)	1,445	63.60	1,387	(4.0)	Tuesday
Ethylene Spread (US\$/MT)	1,062	(2.4)	1,071	(3.6)	3.8	1,084	99.99	1,136	4.8	Tuesday
Ethylene Dichloride CFR Far East Asia (US\$/MT)	605	0.0	605	(8.8)	(15.8)	734	140.72	750	2.2	Tuesday
Metal										
Gold (US\$/Troy Ounce)	1,739	(4.5)	1,781	(4.9)	(0.5)	1,799	1.56	1,873	4.1	Daily
LME Copper 3 Month Rolling Forward (US\$/MT)	7,596	(9.6)	7,812	(18.0)	(16.9)	9,293	49.95	9,694	4.3	Daily
Silver Future (US\$/Troy Ounce)	19	(8.2)	20	(14.4)	(20.4)	25	n.a.	23	(6.3)	Daily
China Composite Steel Prices (CNY/MT)	4,638	(1.8)	4,669	(10.7)	(19.7)	5,473	35.91	5,204	(4.9)	Daily
Agriculture Prices										
Malaysian Crude Palm Oil Spot Price(MYR/MT)	4,344	(14.7)	4,556	(30.2)	2.4	4,443	59.82	6,286	41.5	Daily
SGX Ribbed Smoked Sheet 3 (RSS3) Futures (US\$/KG.)	193	(3.0)	194	(8.2)	4.5	209	18.21	210	0.8	Daily
Sugar #11 (US\$/LB)	18	(2.5)	18	(6.8)	3.2	16	29.55	19	15.5	Daily
Freight Rate										
Baltic Freight Index: BDIY	2,043	(7.3)	2,129	(15.5)	(43.1)	2,921	173.99	2,279	(22.0)	Daily
Baltic Supramax Index: BSI58	2,265	(6.3)	2,276	(13.4)	(27.1)	2,424	224.85	2,453	1.2	Daily

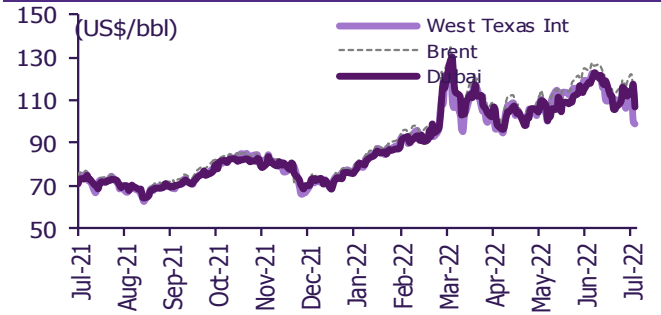
Source: Bloomberg Financial L.P., TQ Professional, BANPU, BOT, SCBS Investment Research

Commodities daily chart update

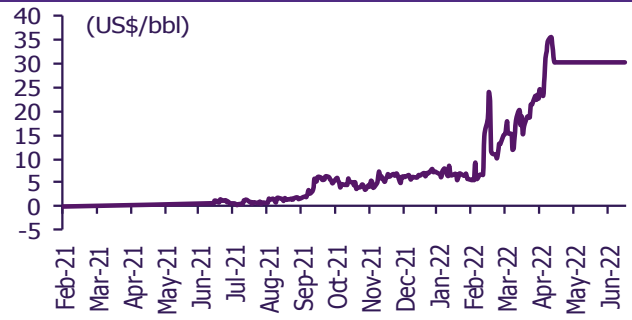
CRB US Spot All Commodities Price Index



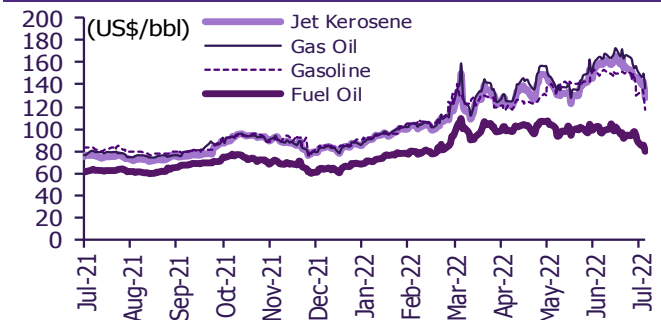
Crude prices



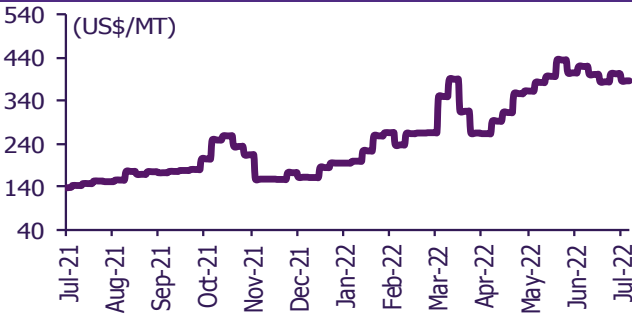
SG Dubai Hydrocracking Refinery Margin



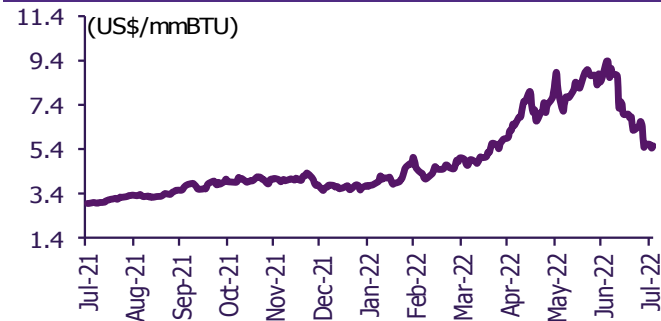
Oil product prices



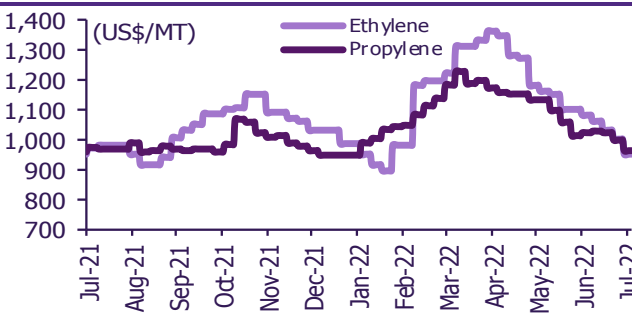
Coal price (NEX)



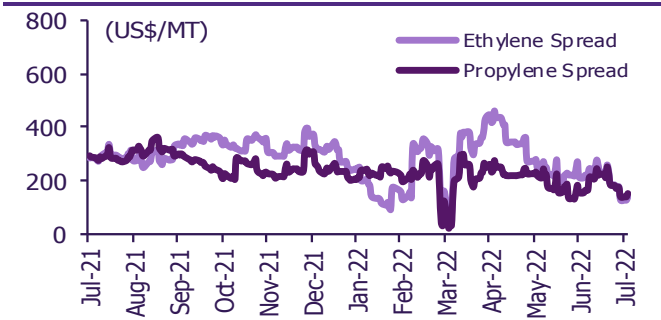
Natural gas prices (Henry hub)



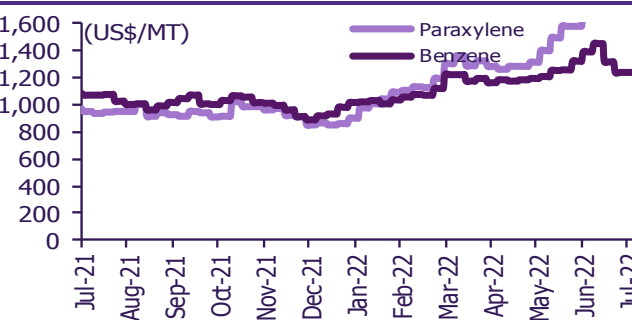
Olefins prices



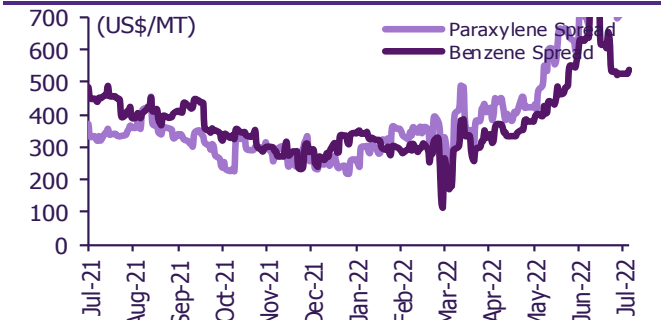
Olefins spreads



Aromatics prices

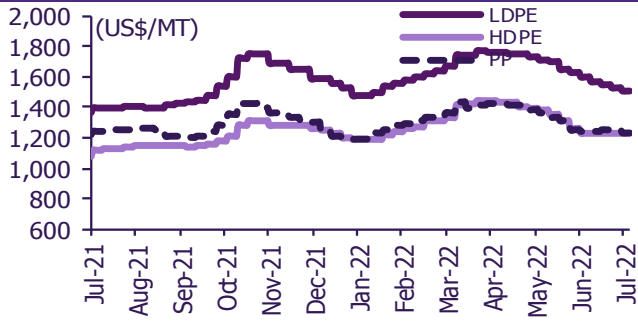


Aromatics spreads

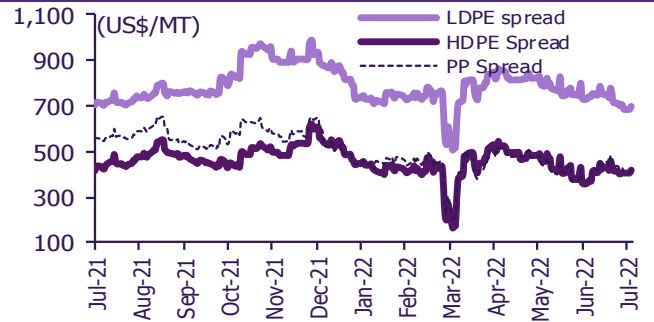


Commodities daily chart update

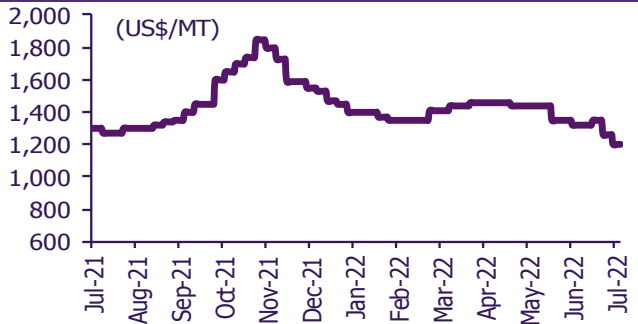
Polyolefins prices



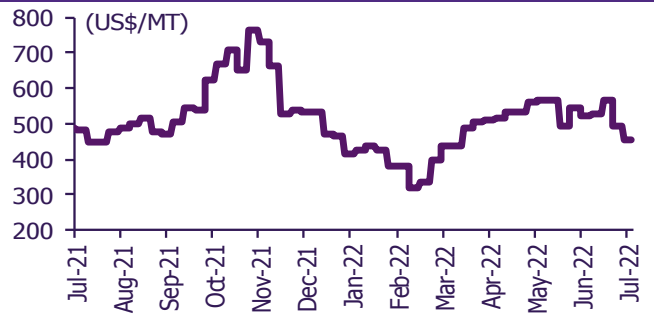
Polyolefins-Naphtha spreads



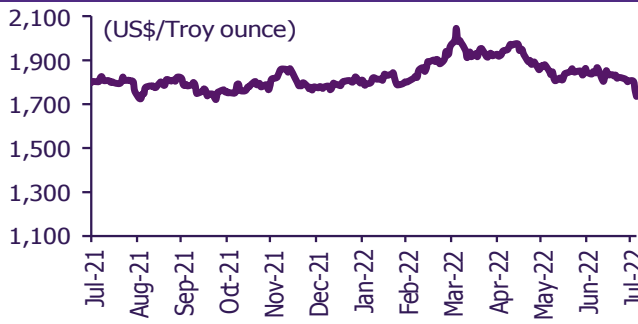
PVC price



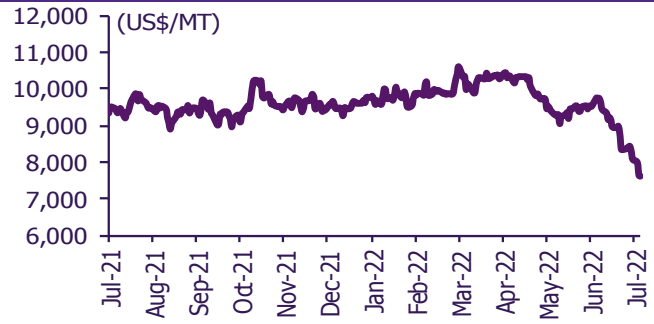
PVC spread



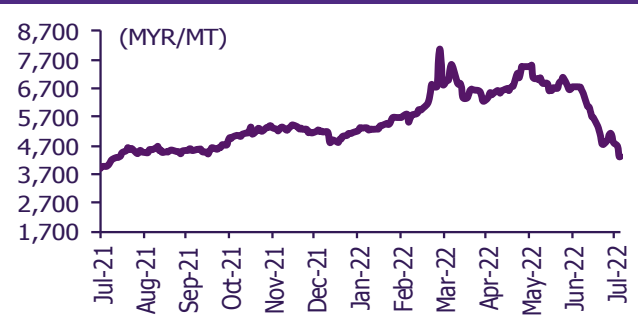
Gold price



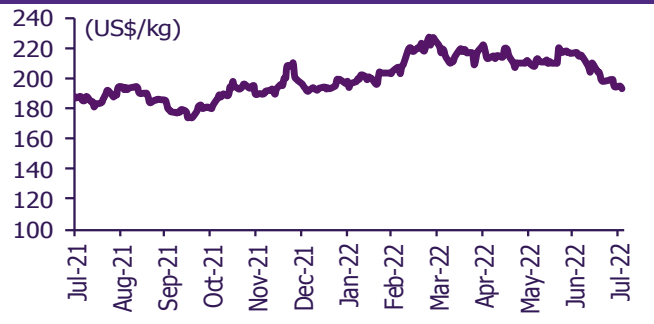
LME copper price



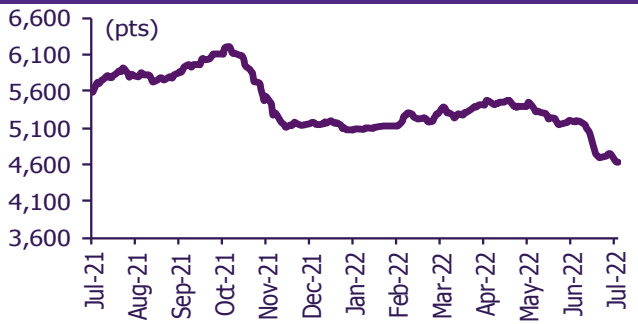
Malaysian crude palm oil price



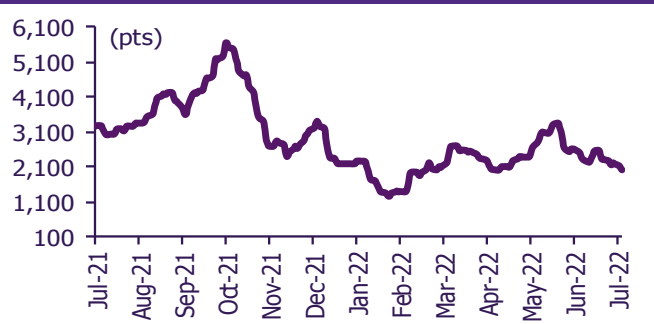
Rubber price (RSS3) futures



Steel price index



Baltic freight index



Source: Bloomberg Financial L.P., TQ Professional, BANPU, BOT, SCBS Investment Research

Short sales

	Volume (Shares)	Turnover (Bt)	Average price (Bt)	Last price 6-Jul-22	Gap between last close and short	Short sale volume comparing with main board
TU-R	7,751,200	119,122,980	15.37	15.50	(0.85)	30.27
SPI	400	25,400	63.50	63.50	0.00	28.57
CK-R	535,900	10,507,150	19.61	19.70	(0.47)	24.55
IRPC-R	18,573,900	58,141,996	3.13	3.14	(0.31)	24.33
EPG	984,300	8,903,990	9.05	8.95	1.07	22.60
TTW	600,700	6,367,420	10.60	10.60	0.00	22.16
DCC	1,723,400	4,760,622	2.76	2.76	0.08	20.26
PTT	12,104,400	409,871,475	33.86	34.00	(0.41)	20.09
TOP-R	2,963,900	149,330,800	50.38	51.25	(1.69)	19.56
INTUCH-R	633,900	43,902,625	69.26	68.75	0.74	19.02
GPSC-R	2,275,300	149,992,650	65.92	65.75	0.26	18.80
SAT	196,000	3,341,010	17.05	17.10	(0.32)	18.50
STEC-R	819,200	9,784,460	11.94	12.00	(0.47)	18.46
PSL-R	1,405,800	24,617,030	17.51	17.60	(0.51)	17.21
DELTA-R	156,000	49,196,300	315.36	312.00	1.08	16.26
IRPC	12,341,100	38,752,328	3.14	3.14	0.00	16.17
THCOM-R	153,800	1,318,065	8.57	8.60	(0.35)	15.61
KBANK-R	2,173,600	320,616,250	147.50	147.50	0.00	15.50
PTT-R	9,246,100	312,630,025	33.81	34.00	(0.55)	15.35
PTL-R	147,700	3,190,270	21.60	21.40	0.93	15.24
BRRGIF	10,600	55,120	5.20	5.25	(0.95)	15.21
TTB	57,083,200	66,731,279	1.17	1.16	0.78	14.82
CKP	3,205,400	17,532,370	5.47	5.55	(1.45)	14.49
AMATA-R	703,200	12,320,770	17.52	17.50	0.12	14.41
STA-R	1,462,300	29,873,660	20.43	20.50	(0.35)	14.39
KTB-R	4,450,200	67,579,980	15.19	15.30	(0.75)	14.26
TPIPP	287,000	1,021,720	3.56	3.58	(0.56)	14.21
BLA-R	537,000	20,446,375	38.08	38.00	0.20	14.15
SAWAD	838,400	39,029,900	46.55	47.25	(1.48)	14.01
WHAUP	259,500	952,726	3.67	3.70	(0.77)	13.96
GUNKUL-R	8,611,400	45,837,240	5.32	5.40	(1.43)	13.85
STANLY-R	8,400	1,502,250	178.84	178.50	0.19	13.44
SIRI-R	5,865,200	5,845,834	1.00	1.02	(2.28)	13.23
PTTGC-R	1,293,300	57,249,200	44.27	44.25	0.04	13.08
EGATIF	89,700	717,600	8.00	7.95	0.63	12.78
KTB	3,962,700	60,131,640	15.17	15.30	(0.82)	12.70
SCC-R	266,000	100,016,000	376.00	376.00	0.00	12.66
GULF-R	2,231,900	104,166,225	46.67	46.75	(0.17)	12.57
CENEL-R	474,800	19,874,750	41.86	41.75	0.26	12.19
STGT-R	2,405,800	40,028,010	16.64	16.70	(0.37)	12.10
WHA-R	10,603,700	30,452,606	2.87	2.88	(0.28)	12.08
OSP	864,300	29,263,725	33.86	34.00	(0.42)	11.89
BAM-R	1,815,700	29,625,590	16.32	16.40	(0.51)	11.79
SCGP-R	875,400	47,626,925	54.41	54.50	(0.17)	11.76
MINT-R	2,951,700	98,300,575	33.30	33.50	(0.59)	11.66
TRUE	4,458,300	20,380,596	4.57	4.58	(0.19)	11.47
TTA-R	1,781,700	14,670,480	8.23	8.20	0.41	11.45
LH	4,022,900	33,157,095	8.24	8.25	(0.10)	11.38
BTS-R	3,082,000	25,986,745	8.43	8.45	(0.22)	11.37
DUSIT	8,700	93,780	10.78	11.00	(2.01)	11.24
BEM	5,168,200	44,540,120	8.62	8.60	0.21	11.23
ORI-R	848,200	8,266,355	9.75	9.70	0.47	11.18
METCO	100	22,600	226.00	227.00	(0.44)	11.11
BANPU	20,123,000	247,107,710	12.28	12.20	0.65	11.06
LOXLEY	38,600	86,280	2.24	2.22	0.69	10.97
KCE-R	1,932,900	106,744,050	55.22	54.75	0.87	10.94
INTUCH	363,600	25,170,575	69.23	68.75	0.69	10.91
AOT	2,474,000	173,592,775	70.17	70.50	(0.47)	10.44
BBL	675,700	88,736,300	131.32	131.50	(0.13)	10.41
PTTGC	1,027,800	45,477,550	44.25	44.25	(0.01)	10.39
HANA-R	1,044,600	39,061,350	37.39	37.75	(0.94)	10.06
JMT-R	1,983,700	136,153,675	68.64	67.75	1.31	10.03
BAY-R	48,900	1,564,900	32.00	32.00	0.01	10.02
EA-R	1,850,400	143,487,450	77.54	77.25	0.38	10.01
AOT-R	2,341,700	164,131,300	70.09	70.50	(0.58)	9.88
BCPG	477,800	4,948,450	10.36	10.40	(0.42)	9.87
AP-R	1,305,400	12,748,870	9.77	9.80	(0.34)	9.77
KKP-R	476,600	29,398,800	61.68	62.00	(0.51)	9.74
BANPU-R	17,600,600	216,017,560	12.27	12.20	0.60	9.67
TISCO-R	506,200	44,004,325	86.93	86.75	0.21	9.67
HMPRO-R	2,365,600	29,692,640	12.55	12.60	(0.38)	9.63
TISCO	504,000	43,751,875	86.81	86.75	0.07	9.62
MBK-R	583,600	9,614,590	16.47	16.50	(0.15)	9.60
GLOBAL-R	1,186,600	20,662,570	17.41	17.50	(0.50)	9.58
BBL-R	608,200	79,870,400	131.32	131.50	(0.13)	9.37
DDD	7,600	105,830	13.93	14.00	(0.54)	9.31
STEC	411,200	4,917,200	11.96	12.00	(0.35)	9.27
BEM-R	4,211,100	36,321,275	8.63	8.60	0.29	9.15
OSP-R	662,200	22,404,975	33.83	34.00	(0.49)	9.11
BGRIM	2,561,500	94,011,975	36.70	36.50	0.55	9.08
BDMS	7,895,400	207,087,750	26.23	26.50	(1.02)	8.97
HMPRO	2,201,600	27,708,170	12.59	12.60	(0.12)	8.96
RCL-R	547,000	20,482,875	37.45	37.25	0.53	8.93
TRUE-R	3,459,000	15,809,682	4.57	4.58	(0.21)	8.90
EGCO-R	154,000	27,113,550	176.06	176.50	(0.25)	8.86
BGRIM-R	2,498,200	91,374,200	36.58	36.50	0.21	8.86
MORE-R	4,882,300	9,076,076	1.86	1.83	1.58	8.84
THANI-R	1,853,600	6,853,606	3.70	3.74	(1.14)	8.76
PTTEP-R	2,648,500	414,824,800	156.63	155.50	0.72	8.71
BCH	3,986,400	81,202,570	20.37	20.50	(0.63)	8.65

	Volume (Shares)	Turnover (Bt)	Average price (Bt)	Last price 6-Jul-22	Gap between last close and short	Short sale volume comparing with main board
CRC-R	1,535,600	52,737,275	34.34	34.25	0.27	8.58
WHA	7,489,900	21,517,652	2.87	2.88	(0.25)	8.53
RS-R	266,000	3,969,700	14.92	15.10	(1.17)	8.28
KTC-R	548,300	29,705,400	54.18	54.50	(0.59)	8.12
EPG-R	349,100	3,151,915	9.03	8.95	0.88	8.02
LALIN	18,600	159,030	8.55	8.60	(0.58)	7.94
IVL-R	1,141,500	50,676,950	44.40	44.75	(0.79)	7.89
PTG	791,600	10,453,570	13.21	13.20	0.04	7.79
ITD	3,400,600	6,838,474	2.01	1.99	1.05	7.78
COM7-R	1,829,100	50,131,025	27.41	27.25	0.58	7.78
EA	1,425,300	110,233,025	77.34	77.25	0.12	7.71
MTC-R	679,200	28,213,800	41.54	42.00	(1.10)	7.63
MINT	1,924,300	64,188,475	33.36	33.50	(0.43)	7.60
OR-R	1,060,600	26,780,150	25.25	25.50	(0.98)	7.51
PSL	610,900	10,759,490	17.61	17.60	0.07	7.48
NETBAY-R	35,400	831,210	23.48	23.60	(0.51)	7.45
SPALI-R	746,200	14,025,890	18.80	18.70	0.52	7.42
VIBHA	803,900	1,966,110	2.45	2.44	0.23	7.34
TIDLOR-R	1,247,600	34,466,225	27.63	27.50	0.46	7.34
SPRC-R	3,822,800	44,439,470	11.62	12.00	(3.13)	7.32
AWC-R	4,597,900	21,939,840	4.77	4.78	(0.17)	7.30
PTL	70,600	1,534,350	21.73	21.40	1.56	7.29
CPF	2,227,700	58,477,625	26.25	26.50	(0.94)	7.26
VGI-R	1,985,800	9,741,008	4.91	4.90	0.11	7.13
OR	1,004,800	25,371,200	25.25	25.50	(0.98)	7.12
EGCO	122,400	21,520,750	175.82	176.50	(0.38)	7.05
SUPER	12,454,700	8,762,976	0.70	0.71	(0.90)	6.97
TASCO	229,700	3,647,150	15.88	15.90	(0.14)	6.93
BA-R	146,500	1,529,380	10.44	10.60	(1.51)	6.91
BCH-R	3,183,900	64,842,970	20.37	20.50	(0.65)	6.91
STARK-R	637,400	2,626,304	4.12	4.20	(1.90)	6.85
JMART-R	1,427,800	65,176,600	45.65	45.00	1.44	6.77
GUNKUL	4,188,900	22,299,920	5.32	5.40	(1.42)	6.74
JTS-R	102,900	13,054,850	126.87	125.50	1.09	6.73
PLANB	1,436,200	9,158,025	6.38	6.35	0.42	6.72
CHG-R	6,713,800	25,912,760	3.86	3.88	(0.53)	6.70
SIRI	2,968,200	2,953,921	1.00	1.02	(2.43)	6.70
SCN	184,800	392,020	2.12	2.16	(1.79)	6.66
GULF	1,173,600	54,809,525	46.70	46.75	(0.10)	6.61
TVO	125,000	3,875,000	31.00	30.75	0.81	6.59
UVAN-R	76,300	602,685	7.90	7.90	(0.01)	6.57
LPN-R	46,500	198,100	4.26	4.26	0.01	6.56
SAWAD-R	390,400	18,319,275	46.92	47.25	(0.69)	6.52
SGP	69,500	756,000	10.88	11.00	(1.11)	6.46
TQM	153,500	7,200,625	46.91	48.00	(2.27)	6.45
CENDEL	248,400	10,413,250	41.92	41.75	0.41	6.38
KBANK	888,200	131,598,450	148.16	147.50	0.45	6.33
AWC	3,979,800	19,042,534	4.78	4.78	0.10	6.32
KKP	305,900	18,919,225	61.85	62.00	(0.25)	6.25
S	258,300	486,571	1.88	1.91	(1.37)	6.22
MACO	1,304,400	715,755	0.55	0.55	(0.23)	6.08
CPALL	1,530,700	94,203,800	61.54	62.00	(0.74)	6.05
UVAN	70,200	561,480	8.00	7.90	1.24	6.05
MCS	58,200	646,840	11.11	11.20	(0.77)	6.04
AMATA	294,400	5,148,860	17.49	17.50	(0.06)	6.03
KCP-R	1,328,400	7,299,365	5.49	5.55	(0.99)	6.01
KEX-R	757,400	17,812,410	23.52	24.00	(2.01)	5.97
ABPIF	8,000	10,240	1.28	1.28	0.00	5.91
CBG-R	383,300	41,743,300	108.91	109.50	(0.54)	5.90
LH-R	2,035,700	16,751,540	8.23	8.25	(0.26)	5.76
BOL	24,600	259,890	10.56	10.60	(0.33)	5.72
PRM	136,000	696,650	5.12	5.05	1.43	5.71
BAY	27,500	880,000	32.00	32.00	0.00	5.64
CPN-R	343,400	20,365,700	59.31	60.00	(1.16)	5.57
PTG-R	564,300	7,453,460	13.21	13.20	0.06	5.55
BPP	59,300	836,740	14.11	14.10	0.07	5.50
TOP	824,400	41,823,350	50.73	51.25	(1.01)	5.44
ADVANC	373,400	75,640,200	202.57	203.00	(0.21)	5.38
BROOK	2,236,100	1,163,499	0.52	0.51	2.02	5.37
CHAYO	323,400	3,212,705	9.93	10.20	(2.61)	5.36
TIDLOR	908,800	25,055,300	27.57	27.50	0.25	5.34
SCC	110,000	41,380,300	376.18	376.00	0.05	5.23
PSH	43,000	541,020	12.58	12.50	0.65	5.18
CBG	335,500	36,688,100	109.35	109.50	(0.13)	5.16
TU	1,316,800	20,280,560	15.40	15.50	(0.64)	5.14
PTTEP	1,564,100	245,052,700	156.67	155.50	0.75	5.14
JMT	991,500	68,095,450	68.68	67.75	1.37	5.01
SCI	57,500	83,704	1.46	1.42	2.52	4.96
KSL-R	166,900	580,216	3.48	3.50	(0.67)	4.93
SINGER	500,400	18,709,800	37.39	37.00	1.05	4.93
SCCC	3,800	567,100	149.24	150.00	(0.51)	4.90
UBE	2,691,700	4,894,012	1.82	1.79	1.57	4.87
KCE	854,700	47,451,900	55.52	54.75	1.40	4.84

Source: SET, SCBS Investment Research

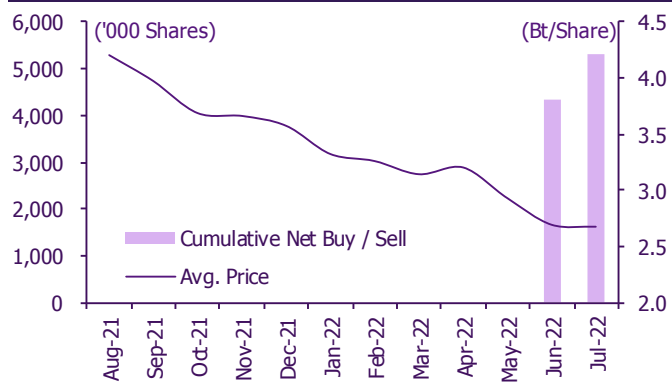
Director trade

1. Director trade as reported on July 6, 2022.

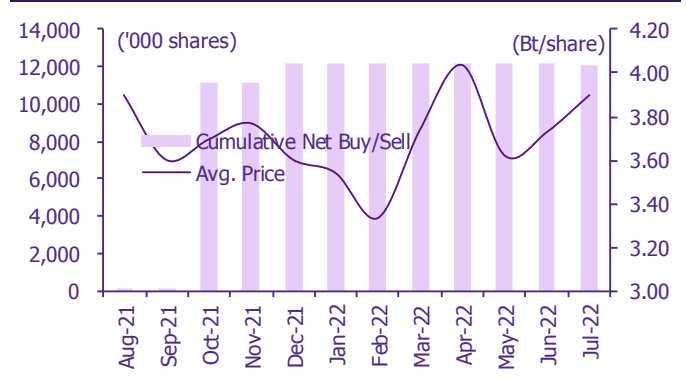
Company Name of Director	Product	Transaction date	Amount (Shares)	Average Price (Bt)	Amount (Bt)	Buy/Sell	
ACE	Mr. TEERAWUT SONGMETTA	Common Share	05-07-22	1,000,000	2.68	2,680,000	Purchase
APCS	Mr. APICHAET KAROONKORNSAKUL	Common Share	06-07-22	77,889,950	6.65	517,968,168	Sale
APCS	Mr. CHAIROJ VETNARUEMARN	Common Share	06-07-22	12,335,682	6.65	82,032,285	Sale
BAFS	Mr. JAKSANIT KRITSAADJAI	Common Share	05-07-22	5,000	28.00	140,000	Purchase
BGC	Mr. ADISAK SUKPRASERT	Common Share	05-07-22	5,000	10.40	52,000	Purchase
BGC	Mr. KITTISAK CHOKELARPTAWEE	Common Share	05-07-22	60,000	10.40	624,000	Purchase
CHG	Mr. WICHIT SIRITATTAMRONG	Common Share	05-07-22	50,000	3.90	195,000	Sale
CRC	Mr. TY CHIRATHIVAT	Common Share	05-07-22	300,000	34.00	10,200,000	Purchase
DDD	Mr. SUPHAWAT VANICHPRAPHA	Common Share	05-07-22	7,000	13.80	96,600	Purchase
GUNKUL	Mr. GUNKUL DHUMRONGPIYAWUT	Common Share	05-07-22	10,000,000	5.50	55,000,000	Purchase
HTC	Mr. RICCARDO VRODOM SUCHARITKUL	Common Share	27-06-22	4,000	29.25	117,000	Purchase
JMART	Mr. ADISAK SUKUMVITAYA	Common Share	05-07-22	600,000	49.42	29,652,000	Purchase
JMART	Mrs. NATCHA NITITSOPON	Common Share	05-07-22	10,000	47.50	475,000	Purchase
JP	Mr. PISSANU DAENGPRASERT	Common Share	05-07-22	700,000	4.30	3,010,000	Purchase
JR	Mr. JARUN WIWATJESADAWUT	Common Share	05-07-22	457,800	6.80	3,113,040	Purchase
KCE	Mrs. SIRIPHAN SUNTANAPHAN	Common Share	04-07-22	100,000	56.75	5,675,000	Purchase
KCE	Mrs. SIRIPHAN SUNTANAPHAN	Common Share	05-07-22	100,000	55.75	5,575,000	Sale
KUMWEL	Captain WERACHET KHAN-NGERN	Common Share	30-06-22	40,000	2.48	99,200	Purchase
MBAX	Mr. SONGKIAT VICHAYAVETANG	Common Share	05-07-22	3,000	5.45	16,350	Purchase
MBAX	Mr. SURACHAI ATSAWAKAEWMONGKHON	Common Share	05-07-22	20,000	5.40	108,000	Purchase
MBAX	Mr. SURACHAI ATSAWAKAEWMONGKHON	Common Share	05-07-22	30,000	5.43	162,900	Purchase
MICRO	Mr. PREEDA IRAMANEERAT	Common Share	05-07-22	50,000	4.98	249,000	Purchase
MUD	Mr. SOMSAK TANGPRAKOB	Common Share	04-07-22	100,000	2.43	243,000	Purchase
MUD	Mr. SOMSAK TANGPRAKOB	Common Share	05-07-22	45,000	2.33	104,850	Purchase
NATION	Mrs. AURA-ORN AKRASANEE	Common Share	04-07-22	2,000,000	0.28	560,000	Purchase
NATION	Mrs. AURA-ORN AKRASANEE	Common Share	05-07-22	3,640,600	0.28	1,019,368	Purchase
NDR	Mr. CHAIYASIT SAMRITTIVANICHA	Warrant	05-07-22	500,000	0.41	205,000	Sale
NER	Mr. CHUWIT JUNGATANASOMBOON	Common Share	05-07-22	800,000	5.57	4,456,000	Purchase
PEACE	Mr. CHAMROEN RUNGRASAMEECHOT	Common Share	05-07-22	20,000	3.42	68,400	Purchase
PEACE	Mr. VITON NGARMBOONANANT	Common Share	05-07-22	100,000	3.47	347,000	Purchase
PG	Mr. PIRANART CHOKWATANA	Common Share	05-07-22	112,800	6.84	771,552	Purchase
PRG	Mr. SUVAIT THEERAVACHIRAKUL	Common Share	05-07-22	5,000	10.90	54,500	Purchase
PRINC	Mr. VEERA SRICHANACHAICHOK	Common Share	05-07-22	250,000	7.12	1,780,000	Sale
PSG	Mr. CHAIYOD CHIRABOWORKUL	Common Share	01-07-22	750,000	1.05	787,500	Sale
PSG	Mr. CHAIYOD CHIRABOWORKUL	Common Share	04-07-22	1,070,000	1.04	1,112,800	Sale
PSG	Mr. CHAIYOD CHIRABOWORKUL	Common Share	05-07-22	1,069,300	1.04	1,112,072	Sale
RBF	Mrs. PETCHARA RATANAPOOMPINO	Common Share	05-07-22	14,300	14.28	204,204	Purchase
RJH	Mr. WACHIRA WUDHIKULPRAPAN	Common Share	05-07-22	120,000	37.42	4,490,400	Sale
RJH	Mrs. PORNTIP WUDHIKULPRAPAN	Common Share	05-07-22	21,500	37.00	795,500	Sale
RS	Mr. SURACHAI CHETCHOTISAK	Common Share	05-07-22	100,000	15.00	1,500,000	Purchase
RT	Mr. BOONTHEP NANEGRUNGSUNK	Common Share	05-07-22	7,000	1.52	10,640	Purchase
SE	Mrs. SUPATHIDA LIMSUMPHANCHAROEN	Common Share	05-07-22	70,000	1.01	70,700	Purchase
SFLEX	Mr. PRINTHORN APITHANASRIWONG	Common Share	05-07-22	500,000	3.34	1,670,000	Purchase
SMPK	Mr. VINAI VITAVASGARNVEJ	Common Share	05-07-22	20,000	14.40	288,000	Purchase
SPALI	Mr. PRATEEP TANGMATITHAM	Common Share	04-07-22	400,000	18.67	7,468,000	Purchase
SPALI	Mr. PRATEEP TANGMATITHAM	Common Share	05-07-22	320,000	18.49	5,916,800	Purchase
SPALI	Mr. PRATEEP TANGMATITHAM	Common Share	05-07-22	70,000	18.44	1,290,800	Purchase
SPALI	Mrs. AJCHARA TANGMATITHAM	Common Share	04-07-22	400,000	18.67	7,468,000	Purchase
SPALI	Mrs. AJCHARA TANGMATITHAM	Common Share	05-07-22	320,000	18.49	5,916,800	Purchase
SPALI	Mrs. AJCHARA TANGMATITHAM	Common Share	05-07-22	70,000	18.44	1,290,800	Purchase
STP	Mr. SURASAK ROJWONGCHARAS	Common Share	01-07-22	48,200	14.40	694,080	Purchase
SUPER	Mr. JORMSUP LOCHAYA	Common Share	05-07-22	25,000,000	0.72	18,000,000	Purchase
TACC	Mr. CHATCHAWEE VATANASUK	Common Share	30-06-22	200,000	6.75	1,350,000	Sale
TASCO	Mr. Thierry Defrene	NVDR : underlying securities ordinary SHARE	04-07-22	70,000	15.97	1,117,900	Purchase
TIDLOR	Mr. PIYASAK UKRITNUKUN	Common Share	05-07-22	2,500	28.25	70,625	Purchase
TIDLOR	Mr. PIYASAK UKRITNUKUN	Common Share	05-07-22	2,500	28.00	70,000	Purchase
TITLE	Mr. DARONG HUTAJUTA	Common Share	01-07-22	7,500,000	2.50	18,750,000	Sale
TITLE	Mr. SASIPONG PINKAEW	Common Share	01-07-22	7,500,000	2.50	18,750,000	Sale
TPCH	Mr. POL KONGSUE	Common Share	05-07-22	15,000	7.95	119,250	Purchase
TRUBB	Mr. VORATHEP WONGSASUTHIKUL	Warrant	05-07-22	189,900	0.41	77,859	Sale
TRUBB	Mr. VORATHEP WONGSASUTHIKUL	Warrant	05-07-22	289,100	0.42	121,422	Sale
TRUBB	Mr. VORATHEP WONGSASUTHIKUL	Warrant	05-07-22	321,000	0.43	138,030	Sale
TRUBB	Mr. VORATHEP WONGSASUTHIKUL	Warrant	05-07-22	200,000	0.44	88,000	Sale
TRUBB	Mr. VORATHEP WONGSASUTHIKUL	Warrant	05-07-22	200,000	0.45	90,000	Sale
TRV	Miss THANATNAN RUANGLERTSATITKUL	Common Share	04-07-22	7,400	2.38	17,612	Purchase
TRV	Mr. THEERAWUT NAWAMONGKHONCHAIKIT	Common Share	04-07-22	5,000,000	2.00	10,000,000	Sale
TRV	Mrs. SUPAK NAWAMONGKHONCHAIKIT	Common Share	04-07-22	2,500,000	2.00	5,000,000	Sale
UBE	Miss NEERANUCH KUHAKARN	Common Share	05-07-22	1,000	1.86	1,860	Purchase
UBE	Miss SUREEYOT KHOWSURAT	Common Share	05-07-22	161,000	1.88	302,680	Purchase
UTP	Mr. MONGKOL MANGKORNIKANOK	Common Share	05-07-22	30,000	15.80	474,000	Purchase
UVAN	Mr. APIRAG VANICH	Common Share	05-07-22	179,300	7.74	1,387,782	Purchase
WFX	Miss SUPREEYA SINTUPHAN	Common Share	05-07-22	10,000	7.10	71,000	Purchase
WIJK	Mrs. SUMALEE ONGCHARIT	Common Share	05-07-22	82,000	1.94	159,080	Purchase
WINMED	Mrs. RENU UBOL	Common Share	05-07-22	10,000	4.48	44,800	Purchase
ZEN	Mr. PREE SUVIMOLTHIRABUTR	Common Share	05-07-22	5,000	11.70	58,500	Purchase
				Total		Purchase 174,720,173	
						Sale 670,419,036	
						Net (495,698,863)	

2. 12-month cumulative net buy/sell for SCBS-covered stocks with activity as of last close

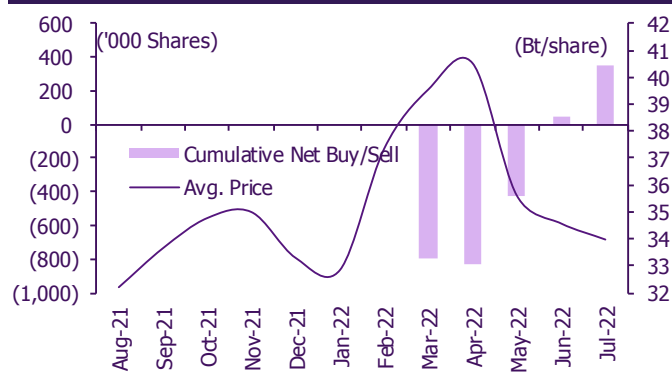
ACE



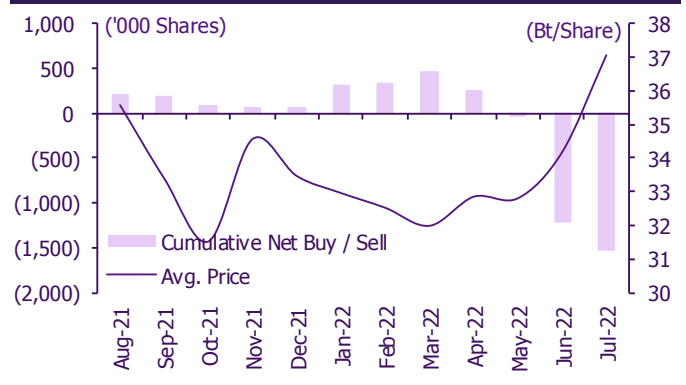
CHG



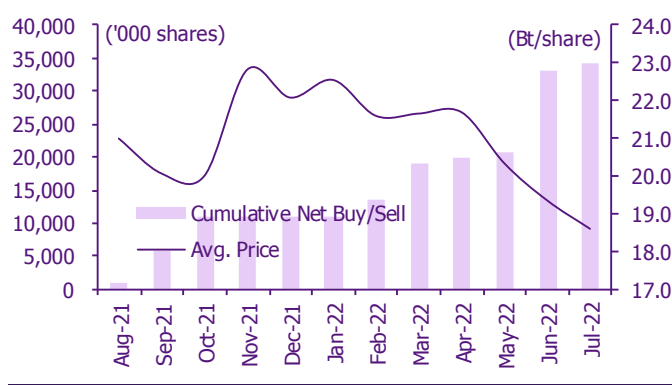
CRC



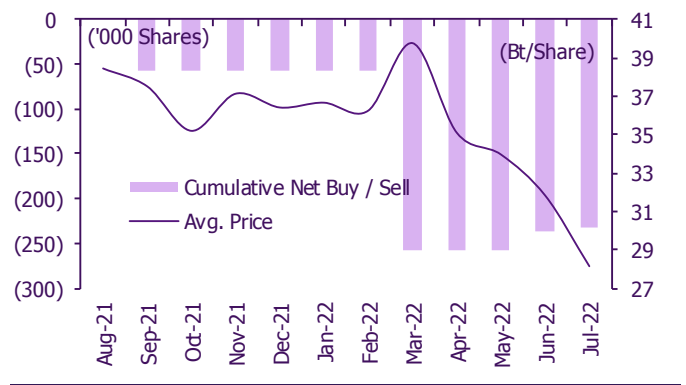
RJH



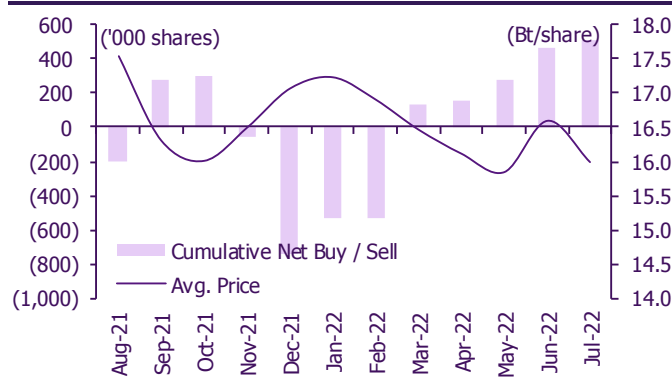
SPALI



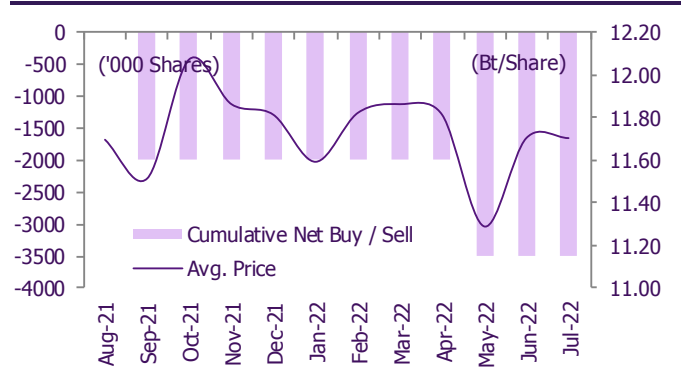
TIDLOR



UTP



ZEN



Corporate calendar

July				
Monday	Tuesday	Wednesday	Thursday	Friday
4	5	6	7	8
New warrant TVD-W3 TNDT-W1 XD LHSC Bt0.12 QHPF Bt0.11 Share listing GCAP 1,836,547 Shares IRCP 6,052,588 Shares NINE 984,000,000 Shares PERM 11,305,197 Shares SDC 16,835,016 Shares	New warrant STOWER-W4 Market change BIZ to SET Index Share listing AS 6,992,758 Shares BM 3,177,100 Shares JCKH 24,390,243 Shares UREKA 1,415,428 Shares	Share listing AJA 31,650,293 Shares ANAN 30 Shares PPPM 16,666,666 Shares	New securities BLESS (mai index) Share listing CHAYO 32,738 Shares DOHOME 150,000 Shares GRAND 55,555,555 Shares IRCP 11,648,745 Shares JKN 3,538,570 Shares JMART 5,088,707 Shares JMT 100,386 Shares SINGER 2,961,679 Shares TNDT 4,778,972 Shares	
11	12	13	14	15
XD STANLY Bt8.5 XW ECL 3 : 1		Asarnha Bucha Day	XE 7UP-W4 1 : 1 @Bt2.25	
18	19	20	21	22
		PD AEONTS Bt2.65 LHSC Bt0.12 QHPF Bt0.11		
25	26	27	28	29
XE ALL-W1 1 : 2.2 @Bt1.2725	XD VGI Bt0.02	PD STANLY Bt8.5	H.M. King Maha Vajiralongkorn Phra Vajiraklaochaoyuhua's Birthday	Additional special holiday

XD - Cash Dividend
XD(ST) - Stock Dividend

PD - Payment Date
XR - Rights for Common

XW - Rights for Warrant
XT - Rights for Transferable Subscription Right

XE - Warrant Exercise
CW - Capital write-down

SP - Suspension

Disclaimer

The information in this report has been obtained from sources believed to be reliable. However, its accuracy or completeness is not guaranteed. Any opinions expressed herein reflect our judgment at this date and are subject to change without notice. This report is for information only. It is not to be construed as an offer, or solicitation of an offer to sell or buy any securities. We accept no liability for any loss arising from the use of this document. We or our associates may have an interest in the companies mentioned therein.

SCB Securities Company Limited ("SCBS") is a wholly-owned subsidiary of The Siam Commercial Bank Public Company Limited ("SCB"). Any information related to SCB is for sector comparison purposes.

This document is prepared by SCB Securities Company Limited ("SCBS") which is wholly-owned by the Siam Commercial Bank Public Company Limited ("SCB"). SCB acts as financial advisor of the SCG Chemicals Public Company Limited (SCGC). Any opinions, news, research, analyses, prices, statements, forecasts, projections and/or other information contained in this document (the "Information") is provided as general information purposes only and shall not be construed as individualized recommendation of an offer to buy or sell or the solicitation of an offer to buy or sell any securities. SCBS and/or its directors, officers and employees shall not be liable for any direct, indirect, incidental, special or consequential loss or damage, resulting from the use of or reliance on the Information, including without limitation to, damages for loss of profits. The investors shall use the Information in association with other information and opinion, including their own judgment in making investment decision. The Information is obtained from sources believed to be reliable, and SCBS cannot guarantee the accuracy, completeness and/or correctness of the Information.

This document is prepared by SCB Securities Company Limited ("SCBS") which is wholly-owned by The Siam Commercial Bank Public Company Limited ("SCB"). SCB may be appointed to act as financial advisor in relation to transactions to be carried out by Thai Oil Company Limited. Any opinions, news, research, analyses, prices, statements, forecasts, projections and/or other information contained in this document (the "Information") is provided as general information purposes only and shall not be construed as individualized recommendation of an offer to buy or sell or the solicitation of an offer to buy or sell any securities. SCBS and/or its directors, officers and employees shall not be liable for any direct, indirect, incidental, special or consequential loss or damage, resulting from the use of or reliance on the Information, including without limitation to, damages for loss of profits. The investors shall use the Information in association with other information and opinion, including their own judgment in making investment decision. The Information is obtained from sources believed to be reliable, and SCBS cannot guarantee the accuracy, completeness and/or correctness of the Information.

This document is prepared by SCB Securities Company Limited ("SCBS") which is wholly-owned by The Siam Commercial Bank Public Company Limited ("SCB"). SCB has acted as Financial Advisor, Lead Arranger of Global Power Synergy Public Company Limited. Any opinions, news, research, analyses, prices, statements, forecasts, projections and/or other information contained in this document (the "Information") is provided as general information purposes only, and shall not be construed as individualized recommendation of an offer to buy or sell or the solicitation of an offer to buy or sell any securities. SCBS and/or its directors, officers and employees shall not be liable for any direct, indirect, incidental, special or consequential loss or damage, resulting from the use of or reliance on the Information, including without limitation to, damages for loss of profits. The investors shall use the Information in association with other information and opinion, including their own judgment in making investment decision. The Information is obtained from sources believed to be reliable, and SCBS cannot guarantee the accuracy, completeness and/or correctness of the Information.

This document is prepared by SCB Securities Company Limited ("SCBS") which is wholly-owned by The Siam Commercial Bank Public Company Limited ("SCB"). SCB Asset Management Company Limited ("SCBAM") which is wholly-owned by The Siam Commercial Bank Public Company Limited ("SCB"). SCB has acted as Financial Advisor of Digital Telecommunications Infrastructure Fund. SCBAM has acted as Fund Manager of Digital Telecommunications Infrastructure Fund. Any opinions, news, research, analyses, prices, statements, forecasts, projections and/or other information contained in this document (the "Information") is provided as general information purposes only, and shall not be construed as individualized recommendation of an offer to buy or sell or the solicitation of an offer to buy or sell any securities. SCBS and/or its directors, officers and employees shall not be liable for any direct, indirect, incidental, special or consequential loss or damage, resulting from the use of or reliance on the Information, including without limitation to, damages for loss of profits. The investors shall use the Information in association with other information and opinion, including their own judgment in making investment decision. The Information is obtained from sources believed to be reliable, and SCBS cannot guarantee the accuracy, completeness and/or correctness of the Information.

SCBS reserves the right to modify the Information from time to time without notice and in its sole discretion. This document is delivered to intended recipient(s) only and is not permitted to reproduce, retransmit, disseminate, sell, distribute, republish, circulate or commercially exploit the Information in any manner without the prior written consent of SCBS.

Futures and Options trading carry a high level of risk with the potential for substantial losses, and are not suitable for all persons. Before deciding to trade Futures and Options, you should carefully consider your financial position, investment objectives, level of experience, and risk appetite if Futures and Options trading are appropriate. The possibility exists that you could sustain a loss of some or all of your initial investment. You should be aware of all the risks associated with Futures and Options trading, and you are advised to rely on your own judgment while making investment decision and/or should seek advice from professional investment advisor if you have any doubts.

This document is delivered to intended recipient(s) only and is not permitted to reproduce, retransmit, disseminate, sell, distribute, republish, circulate or commercially exploit the Information in any manner without the prior written consent of SCBS.

Copyright©2012 SCB Securities Company Limited. All rights reserved.

CG Rating 2021 Companies with CG Rating

Companies with Excellent CG Scoring

AAV, ADVANC, AF, AH, AIRA, AKP, AKR, ALT, AMA, AMATA, AMATAV, ANAN, AOT, AP, ARIP, ARROW, ASP, AUCTION, AWC, AYUD, BAFS, BANPU, BAY, BBL, BCP, BCPG, BDMS, BEM, BGC, BGRIM, BIZ, BKI, BOL, BPP, BRR, BTS, BTW, BWG, CENTEL, CFRESH, CHEWA, CHO, CIMBT, CK, CKP, CM, CNT, COM7, COMAN, COTTO, CPALL, CPF, CPI, CPN, CRC, CSS, DDD, DELTA, DEMCO, DRT, DTAC, DUSIT, EA, EASTW, ECF, ECL, EE, EGCO, EPG, ETC, FPI, FPT, FSMART, GBX, GC, GCAP, GFPT, GGC*, GLAND, GLOBAL, GPI, GPSC, GRAMMY, GULF, GUNKUL, HANA, HARN, HMPRO, ICC, ICHI, III, ILINK, ILM, INTUCH, IP, IRPC, ITTEL, IVL, JSP, JWD, K, KBANK, KCE, KKP, KSL, KTB, KTC, LALIN, LANNA, LH, LHFG, LIT, LPN, MACO, MAJOR, MAKRO, MALEE, MBK, MBKET, MC, MCOT, METCO, MFEC, MINT, MONO, MOONG, MSC, MTC, MVP, NCL, NEP, NER, NKI, NOBLE, NSI, NVD, NWR, NYT, OISHI, OR, ORI, OSP, OTO, PAP, PCSGH, PDG, PDJ, PG, PHOL*, PLANB, PLANET, PLAT, PORT, PPS, PR9, PREB, PRG, PRM, PROUD, PSH, PSL, PTG, PTT, PTTEP, PTTGC, PYLON, Q-CON, QH, QTC, RATCH, RS, S, S & J, SAAM, SABINA, SAMART, SAMTEL, SAT, SC, SCB, SCC, SCCC, SCG, SCGP, SCM, SDC, SEAFCO, SEAOL, SE-ED, SELIC, SENA, SHR, SIRI, SIS, SITHAI, SMK, SMPK, SNC, SONIC, SPALI, SPI, SPRC, SPVI, SSSC, SST, STA, STEC*, STI, SUN, SUSCO, SUTHA, SVI*, SYMC, SYNTEC, TACC, TASCOT, TCAP, TEAMG, TFMAMA, TGH, THANA, THANI, THCOM, THG, THIP, THRE, THREL, TIP*, TIPCO, TISCO, TK, TKT, TMT, TNDT, TNITY, TOA, TOP, TPBI, TQM, TRC, TRU, TRUE, TSC, TSR, TSTE, TSTH, TTA, TTB, TTCL, TTW, TU, TVD, TVI, TVO, TWPC, U, UAC, UBIS, UV, VGI, VIH, WACOAL, WAVE, WHA, WHAUP, WICE, WINNER, ZEN

Companies with Very Good CG Scoring

2S, 7UP, ABICO, ABM, ACE, ACG, ADB, AEONTS, AGE, AHC, AIT, ALL, ALLA, ALUCON, AMANAH, AMARIN, APCO, APCS, APURE, AQUA, ASEFA, ASIAN, ASK, ATP30, BA, BC, BEC, BFIT, BJCHI, BR, CBG, CGH, CHAYO, CHOTI, CI, CMC, CPL, CRD, CSP, DCC, ASAP, ASIA, ASIMAR, ASN, B, BAM, BCH, BEYOND, BJC, BLA, BROOK, CEN, CHARAN, CHG, CHOW, CIG, COLOR, CPW, CSC, CWT, DCON, DHOUSE, DOD, DOHOME, DV8, EASON, EFORL, ERW, ESSO, ESTAR, ETE, FE, FLOYD, FN, FNS, FORTH, FSS, FTE, FVC, GEL, GENCO, GJS, GYT, HPT, HMT, HTC, HYDRO, ICN, IFS, IMH, IND, INET, INSET, INSURE, IRC, IRCP, IT, ITD*, J, JAS, JCK, JCKH, JMART, JMT, KBS, KCAR, KEX, KGI, KIAT*, KISS, KOOL, KTIS, KUMWEL, KUN, KWC, KWM, L&E, LDC, LEO, LHK, LOXLEY, LRH, LST, M, MATCH, MBAX, MEGA, META, MFC*, MGT, MICRO, MILL, MITSIB, MK, MODERN, MTI, NBC, NCAP, NCH, NETBAY, NEX, NINE, NRF, NTV, OCC, OGC, PATO, PB, PICO, PIMO, PJW, PL, PM, PMTA, PPP, PPPM, PRIME, PRIN, PRINC, PSTC, PT, QLT, RBF, RCL, RICHY, RML, ROJNA, RPC, RT, RWI, S11, SA, SAK, SALEE, SAMCO, SANKO, SAPPE, SAWAD, SCI, SCN, SCP, SE, SFLEX, SFP, SFT, SGF, SIAM, SINGER, SKE, SKN, SKR, SKY, SLP, SMIT, SMT, SNP, SO, SORKON, SPA, SPC, SPCG, SR, SRICHA, SSC, SSF, STANLY, STGT, STOWER*, STPI, SUC, SWC, SYNEX, T, TAE, TAKUNI, TBSP, TCC, TCMC, TEAM, TFG, TFI, TIGER, TITLE, TKN, TKS, TM, TMC, TMD, TMI, TMILL, TNL, TNP, TOG, TPA, TPAC, TPCS, TPS, TRITN, TRT, TSE, TVT, TWP, UEC, UMI, UOBKH, UP, UPF, UPOIC, UTP, VCOM, VL, VNT, VPO, VRANDA, WGE, WIJK, WP, XO, XPG, YUASA

Companies with Good CG Scoring

A, AI, AIE, AJ, AMC, APP, AQ, ARIN, AS, AU, B52, BEAUTY, BGT, BH, BIG, BLAND, BM, BROCK, BSBM, BSM, BYD*, CCP, CITY, CMO, CPT, CSR, EKH, EP, FMT, GLOCON*, GSC, HTECH, IHL, INGRS, JAK, JTS, KASET, KK, KWG, LEE, BTNC, CAZ, CGD, CMAN, CMR, CRANE, D, EMC, F&D, GIFT, GREEN, GTB, HUMAN, IIG, INOX, JR, JUBILE, KCM, KKC, KYE, LPH, MATI, M-CHAI, MCS, MDX, MJD, MORE, MUD, NC, NDR, NFC, NNCL, NOVA, NPK, NUSA, OCEAN, PAF, PF, PK, PLE, PPM, PRAKIT, PRAPAT, PRECHA, PTL, RCI*, RJH, RP, RPH, RSP, SABUY, SF, SGP, SICT, SIMAT, SISB, SK, SMART, SOLAR, SPACK, SPG, SQ, SSP, STARK, STC, SUPER, SVOA, TC, TCCC, THMUI, TNH, TNR, TOPP, TPCH, TPIPL, TPIPP, TPLAS, TPOLY, TQR, TTI, TYCN, UKEM, UMS, UNIQ, UPA, UREKA, VIBHA, W, WIN, WORK, WPH, YGG, ZIGA

Corporate Governance Report

The material contained in this publication is for general information only and is not intended as advice on any of the matters discussed herein. Readers and others should perform their own independent analysis as to the accuracy or completeness or legality of such information. The Thai Institute of Directors, its officers, the authors and editor make no representation or warranty as to the accuracy, completeness or legality of any of the information contained herein. By accepting this document, each recipient agrees that the Thai Institute of Directors Association, its officers, the authors and editor shall not have any liability for any information contained in, or for any omission from, this publication.

The survey result is as of the date appearing in the Corporate Governance Report of Thai Listed Companies. As a result, the survey result may be changed after that date. SCB Securities Company Limited does not conform nor certify the accuracy of such survey result.

To recognize well performers, the list of companies attaining "Good", "Very Good" and "Excellent" levels of recognition

(Not including listed companies qualified in the "no announcement of the results" clause from 1 January 2020 to 26 October 2021) is publicized.

¹ TIP was voluntarily delisted from the Stock Exchange of Thailand effectively on July 24, 2021

² RCI was voluntarily delisted from the Stock Exchange of Thailand, effectively on July 16, 2021

* บริษัทหรือกรรมการหรือผู้บริหารของบริษัทที่มีข่าวด้านกฏการกำกับดูแลกิจการ เช่น การกระทำความผิดเกี่ยวกับหลักทรัพย์ การทุจริต คอรัปชั่น เป็นต้น ซึ่งการใช้ข้อมูล CGR ควรระมัดระวังถึงข้อดังกล่าวประกอบด้วย

Anti-corruption Progress Indicator

Certified (ได้รับการรับรอง)

2S, 7UP, ADVANC, AF, AI, AIE, AIRA, AKP, AMA, AMANAH, AMATA, AMATAV, AP, APCS, AQUA, ARROW, AS, ASIAN, ASK, ASP, AWC, AYUD, B, BAFS, BAM, BANPU, BAY, BBL, BCH, BCP, BCPG, BEB, BEYOND, BGC, BGRIM, BKI, BLA, BPP, BROOK, BRR, BSBM, BTS, BWG, CEN, CENTEL, CFRESH, CGH, CHEWA, CHOTI, CHOW, CIG, CIMBT, CM, CMC, COM7, COTTO, CPALL, CPF, CPI, CPN, CSC, DCC, DELTA, DEMCO, DIMET, DRT, DTAC, DUSIT, EA, EASTW, ECL, EGCO, EP, EPG, ERW, ESTAR, ETE, FE, FNS, FPI, FPT, FSMART, FSS, FTE, GBX, GC, GCAP, GEL, GFPT, GGC, GJS, GPI, GPSC, GSTEEL, GULF, GUNKUL, HANA, HARN, HEMP, HENG, HMPRO, HTC, ICC, ICHI, IFS, ILINK, INET, INSURE, INTUCH, IRC, IRPC, ITTEL, IVL, JKN, JR, K, KASET, KBANK, KBS, KCAR, KCE, KGI, KKP, KSL, KTB, KTC, KWI, L&E, LANNA, LH, LHFG, LHK, LPN, LRH, M, MAKRO, MALEE, MATCH, MBAX, MBK, MC, MCOT, META, MFC, MFE, MILL, MINT, MONO, MOONG, MSC, MST, MTC, MTI, NATION, NBC, NEP, NINE, NKI, NOBLE, NOK, NSI, NWR, OCC, OGC, ORI, PAP, PATO, PB, PCSGH, PDG, PDJ, PG, PHOL, PK, PL, PLANB, PLANET, PLAT, PM, PPT, PPPM, PPS, PR9, PREB, PRG, PRINC, PRM, PROS, PSH, PSL, PSTC, PT, PTG, PTT, PTTEP, PTTGC, PYLON, Q-CON, QH, QLT, QTC, RATCH, RML, RWI, S & J, SAAM, SABINA, SAPPE, SAT, SC, SCB, SCC, SCCC, SCG, SCGP, SCM, SCN, SEAOL, SE-ED, SELIC, SENA, SGP, SINGER, SIRI, SITHAI, SKR, SMIT, SMC, SMPK, SNC, SNP, SORKON, SPACK, SPALI, SPC, SPI, SPRC, SRICHA, SSF, SSP, SSSC, SST, STA, STOWER, SUSCO, SVI, SYMC, SYNTEC, TAE, TAKUNI, TASCOT, TCAP, TCMC, TFG, TFI, TFMAMA, TGH, THANI, THCOM, THIP, THRE, THREL, TIDLOR, TIPCO, TISCO, TKS, TKT, TMILL, TMT, TNITY, TNL, TNP, TNR, TOG, TOP, TOPP, TPA, TPCS, TPP, TRU, TRUE, TSC, TSTE, TSTH, TTA, TTB, TTCL, TU, TVD, TVI, TVO, TWPC, U, UBE, UBIS, UEC, UKEM, UOBKH, UPF, UV, VGI, VIH, WACOAL, WHA, WHAUP, WICE, WIJK, XO, YUASA, ZEN, ZIGA

Declared (ประกาศเจตนารมณ์)

AH, AJ, ALT, APCO, B52, BEC, CHG, CI, CPL, CPR, CPW, CRC, DDD, DHOUSE, DOHOME, ECF, EKH, ETC, EVER, FLOYD, GLOBAL, III, ILM, INOX, JTS, KEX, KUMWEL, LDC, MAJOR, MEGA, NCAP, NOVA, NRF, NUSA, NYT, OR, PIMO, PLE, RS, SAK, SIS, STECH, STGT, SUPER, SVT, TKN, TMI, TQM, TSI, VARO, VCOM, VIBHA, WIN

N/A

3K-BAT, A, A5, AAV, ABICO, ABM, ACAP, ACC, ACE, ACG, ADB, ADD, AEONTS, AFC, AGE, AHC, AIT, AJA, AKR, ALL, ALLA, ALPHAX, ALUCON, AMARIN, AMC, AMR, ANAN, AOT, APEX, APP, APURE, AQ, ARIN, ARIP, ASAP, ASEFA, ASIA, ASIMAR, ASN, ASW, ATP30, AU, AUCTION, BA, BBGI, BBIK, BC, BCT, BDMS, BEAUTY, BEM, BFIT, BGT, BH, BIG, BIOTECH, BIS, BIZ, BJC, BJCHI, BKD, BLAND, BLISS, BM, BOL, BR, BRI, BROCK, BSM, BTNC, BTW, BUI, BYD, CAZ, CBG, CCET, CCP, CEYE, CGD, CHARAN, CHAYO, CHO, CITY, CIVIL, CK, CKP, CMAN, CMO, CMR, CNT, COLOR, COMAN, CPANEL, CPH, CPT, CRANE, CRD, CSP, CSR, CSS, CTW, CV, CWT, D, DCON, DITTO, DMT, DOD, DPAINT, DTCL, DV8, EASON, EE, EFORL, EMC, ESSO, F&D, FANCY, FMT, FN, FORTH, FTI, FVC, GENCO, GIFT, GL, GLAND, GLOCON, GLORY, GRAMMY, GRAND, GREEN, GSC, GTB, GYT, HFT, HL, HPT, HTECH, HUMAN, HYDRO, ICN, IFEC, IHL, IIG, IMH, IND, INGRS, INSET, IP, IRCP, IT, ITD, J, JAK, JAS, JCK, JCKH, JCT, JDF, JMART, JMT, JP, JUBILE, JWD, KAMART, KC, KCC, KCM, KDH, KIAT, KISS, KK, KKC, KOOL, KTIS, KUN, KWC, KWM, KYE, LALIN, LEE, LEO, LIT, LOXLEY, LPH, LST, MACO, MANRIN, MATI, MAX, M-CHAI, MCS, MDX, MENA, METCO, MGT, MICRO, MIDA, MITSIB, MJD, MK, ML, MODERN, MORE, MPIC, MUD, MVP, NC, NCH, NCL, NDR, NER, NETBAY, NEW, NEWS, NEX, NFC, NNCL, NPK, NSL, NV, NVD, OHTL, OISHI, ONEE, OSP, OTO, PACE, PACO, PAE, PAF, PEACE, PERM, PF, PICO, PIN, PJW, PLUS, PMTA, POLAR, POMPUI, PORT, POST, PPM, PRAKIT, PRAPAT, PRECHA, PRIME, PRIN, PRO, PROEN, PROUD, PSG, PTC, PTECH, PTL, RAM, RBF, RCL, RICHY, RJH, ROCK, ROH, ROJNA, RP, RPC, RPH, RSP, RT, S, S11, SA, SABUY, SAFARI, SALEE, SAM, SAMART, SAMCO, SAMTEL, SANKO, SAUCE, SAWAD, SAWANG, SCI, SCP, SDC, SE, SEAFCO, SECURE, SENAJ, SFLEX, SFP, SFT, SGF, SHANG, SHR, SIAM, SICT, SIMAT, SISB, SK, SKE, SKN, SKY, SLM, SLP, SMART, SMD, SMT, SNNP, SO, SOLAR, SONIC, SPA, SPCG, SPG, SPVI, SQ, SR, SSC, SSS, STANLY, STARK, STC, STEC, STHAI, STI, STP, STPI, SUC, SUN, SUTHA, SVH, SVOA, SWC, SYNEX, TACC, TAPAC, TC, TCC, TCCC, TCJ, TCOAT, TEAM, TEAMG, TEKA, TFM, TGPRO, TH, THAI, THANA, THE, THG, THL, THMUI, TIGER, TIPH, TITL, TK, TKC, TM, TMC, TMD, TMW, TNDT, TNH, TNPC, TOA, TPAC, TPBI, TPCH, TPIPL, TPIPP, TPLAS, TPOLY, TPS, TQR, TR, TRC, TRITN, TRT, TRUBB, TRV, TSE, TSF, TSR, TTI, TTT, TTW, TVT, TWP, TWZ, TYCN, UAC, UMI, UMS, UNIQ, UP, UPA, UPOIC, UREKA, UTP, UVAN, VL, VNG, VPO, VRANDA, W, WAVE, WFX, WGE, WINMED, WINNER, WORK, WORLD, WP, WPH, XPG, YGG

Explanations

Companies participating in Thailand's Private Sector Collective Action Coalition Against Corruption programme (Thai CAC) under Thai Institute of Directors (as of May 9, 2022) are categorised into: companies that have declared their intention to join CAC, and companies certified by CAC.