



Market today

“May continue recovering to next resistance between 1,570–1,577”

The SET is expected to continue to recover with positive sentiment from US markets overnight and a rise in oil price, which benefits the energy sector. The market has next resistances at 1,570 and 1,577 and a short-term support at between 1,540 and 1,550.



Today's highlights

- The IMF is bringing down its world GDP growth forecast for 2022-2023 for the third time after seeing contractions in China's and Russia's economies in 2Q22 and the high risk of entering a recession in 2023.
- The Supreme Administrative Court has decided to cancel the bid for the Orange Line on the grounds it was not in line with the law; the MRTA will start a new bidding process.
- The CCSA today will discuss downgrading COVID-19 to an endemic as proposed by the Ministry of Health, and to reduce the quarantine period to 5 days plus 5 days of observation.



Strategy today

In the short-term, SET volatility is high and we do not expect a hard or fast recovery as not only is there no real support, but the outlook for the economy as a whole is dimmed by pressure from the Fed's signal that it will tighten monetary policy to battle inflation, which may cause a recession. We suggest “selective buy” in good quality defensive stocks with specific positive drivers.

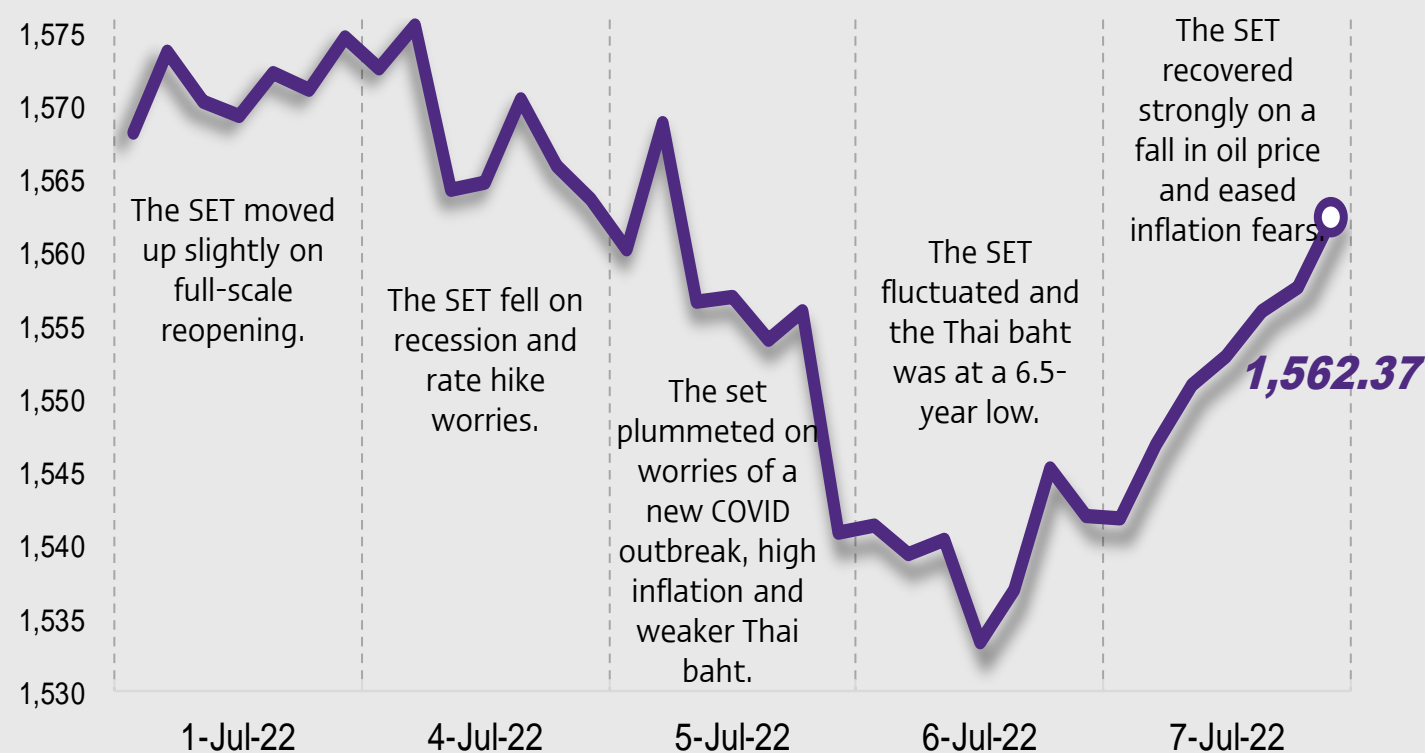
See the end of this report for disclaimer

Daily report

Friday, July 08, 2022

Support - Resistances

1550/1540 – 1570/1577



Trading today

Weekly portfolio: Volatility is high due to pressures from inflation and the economy, which is likely to enter recession. Therefore, we recommend being cautious and selective, choosing good quality defensive stocks with positive drivers:

- 1) stocks that are expected to report good earnings growth and benefit from the Middle East market which has high purchasing power and economic growth – OSP, CBG, CPF, GFPT, SAT, VNG and BH;
- 2) energy stocks who will post outstanding 2Q22 earnings thanks to high oil price and refinery margin and a tight energy market – BCP, PTTEP.
- 3) banks for which 2Q22 preview shows solid earnings growth both YoY and QoQ and benefit from an upward interest rate trend – KBANK and BBL.



Daily focus

CPF: is expected to report 2Q22 earnings of Bt3bn or +300% QoQ from improved livestock business in Thailand and swine businesses in Vietnam and China; 3Q22 earnings will increase QoQ on seasonality and recover from a loss in 3Q21 on higher livestock prices in Thailand, Vietnam and China and additional profit from associates (CPALL and MAKRO).

KBANK: is expected to report 2Q22 earnings of Bt11.9bn, up 34% YoY and 6% QoQ from lower provisions and higher NII. Valuation is interesting on a 21% YoY recovery in earnings in 2022 and the benefits from entering an upward cycle for interest rates.

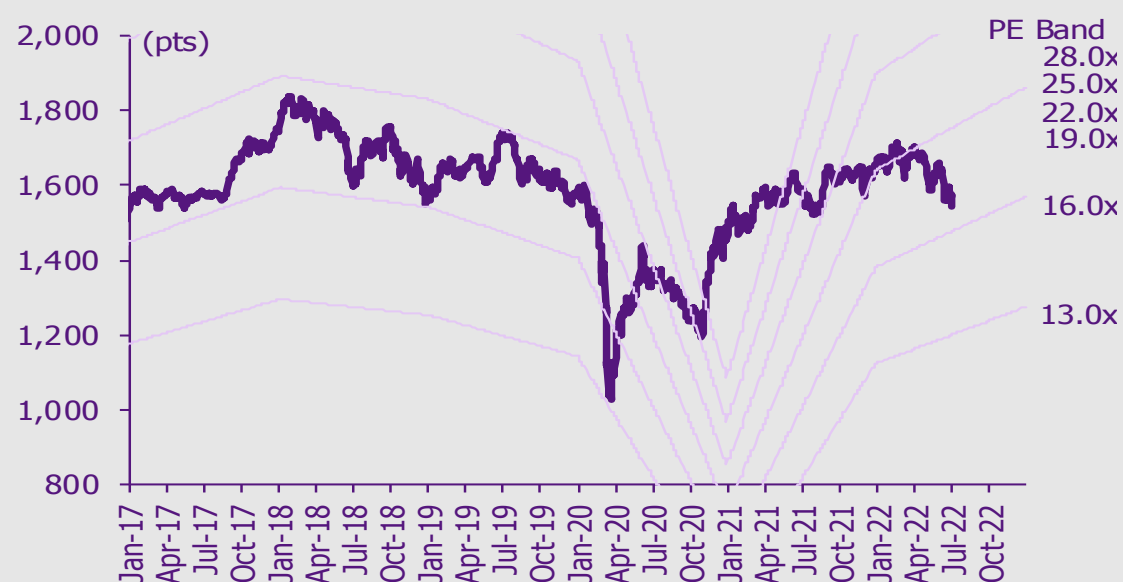
Today's reports

CPF – Expect improvement QoQ in 2Q22F

What to watch

Date	Event
4 Jul	Economic release: JP – Consumer confidence for Jun EU – PPI for May Event: OPEC-JMMC meeting
5 Jul	Economic release: JP/EU final services PMI for Jun Event: OPEC meetings
6 Jul	Economic release: EU – Economic forecasts, retail sales for May, US – ISM services PMI for May, JOLTS job opening
7 Jul	Economic release: JP – Household spending for May, US – ADP non-farm employment change for Jun, unemployment claims, trade balance for May, crude oil inventories
8 Jul	Economic release: US – Average hourly earnings, non-farm employment change and unemployment rate for Jun

SET Index movement



See the end of this report for disclaimer

SET index series

Index	7 Jul (pts)	Chg (pts)	Chg (%)	Value (Btmn)
SET	1,562.37	20.58	1.33	65,952.95
SET50	954.85	10.70	1.13	42,978.40
SET100	2,160.53	25.21	1.18	50,970.68
sSET	1,015.12	15.54	1.55	1,649.27
SETCLMV	991.03	12.62	1.29	29,139.49
SETHD	1,140.62	9.12	0.81	16,823.97
SETTHSI	998.38	10.97	1.11	41,747.93
SETWB	980.45	17.87	1.86	16,791.08
mai	577.02	15.04	2.68	4,039.58

Trading summary by investor type

(Btmn)	7 Jul	WTD	MTD	YTD
Foreign				
Net	1,812	(365)	(1,112)	111,517
Breakdown (%)	51.48	49.16	49.02	46.93
Institution				
Net	89	(2,214)	(1,142)	(90,117)
Breakdown (%)	8.91	8.34	8.67	7.82
PropTrade				
Net	(166)	(1,276)	(1,900)	(456)
Breakdown (%)	9.37	8.81	8.92	8.56
Individual				
Net	(1,735)	3,854	4,154	(20,945)
Breakdown (%)	30.24	33.69	33.39	36.70

% of total trade value for each investor type

S50 futures trading by foreign investors

(Contract)	7-Jul	WTD	MTD	YTD
Foreign	9,781	18,614	37,404	9,200
Institution	(5,964)	(5,122)	(6,782)	6,549
Customer	(3,817)	(13,492)	(30,622)	(15,749)

Bond trading by foreign investors

(Btmn)	7-Jul	WTD	MTD	YTD
Buy	1,686	6,869	11,932	651,790
Sell	1,836	9,208	13,663	545,152
Net	-151	-2,339	-1,731	106,638

Investment Strategy Department

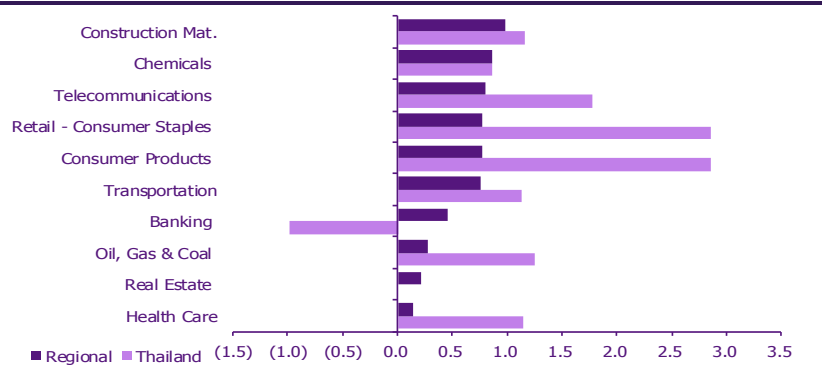
Market update

Global market movement

	7-Jul	Index	Chg (pts)	Performance (%)				PE (x)		EPS gth (%)		PBV (x)		ROE (%)	
				1D	WTD	MTD	YTD	22F	23F	22F	23F	22F	23F	22F	23F
S&P 500		3,903	57.54	1.5	2.0	3.1	(18.1)	17.0	15.6	18.5	8.8	3.6	3.2	22.1	28.5
Euro Stoxx 600		415	7.67	1.9	1.9	1.9	(14.9)	11.9	11.4	24.1	5.1	1.6	1.5	11.6	11.5
Japan		26,491	382.88	1.5	2.1	0.4	(8.0)	14.8	13.9	1.7	6.7	1.5	1.4	9.7	10.0
Hang Seng		21,644	56.92	0.3	(1.0)	(1.0)	(7.5)	11.1	9.7	(26.1)	14.4	1.1	1.1	11.2	11.2
MSCI Asia x J		650	7.72	1.2	0.2	(0.5)	(17.7)	12.6	11.3	0.6	11.7	1.5	1.4	11.6	11.4
Philippines		6,352	(92.69)	(1.4)	3.0	3.2	(10.8)	15.6	12.8	20.0	21.1	1.5	1.3	8.3	9.5
Indonesia		6,653	6.18	0.1	(2.1)	(3.7)	1.1	15.0	15.8	34.3	(5.1)	1.9	1.8	(7.5)	(7.1)
Malaysia		1,419	(2.16)	(0.2)	(2.1)	(1.8)	(9.5)	13.6	12.3	(0.3)	10.7	1.3	1.3	10.2	11.0
Thailand		1,562	20.58	1.3	(0.7)	(0.4)	(5.7)	16.0	14.5	13.1	10.1	1.6	1.5	8.2	8.9
Asean 4 - simple avg.				(0.0)	(0.5)	(0.7)	(6.2)	15.0	13.9	16.8	9.2	1.6	1.5	4.8	5.6
China		3,364	9.05	0.3	(0.7)	(1.0)	(7.6)	11.6	10.2	17.9	13.5	1.4	1.2	11.0	10.9
India		54,178	427.49	0.8	2.4	2.2	(7.0)	19.3	16.6	20.3	16.5	2.9	2.6	15.4	15.7
Singapore		3,129	25.74	0.8	1.1	0.9	0.2	12.5	10.9	9.0	15.0	1.0	1.0	8.8	9.7
Taiwan		14,336	350.76	2.5	(0.0)	(3.3)	(21.3)	9.9	10.1	9.5	(2.4)	1.8	1.7	20.1	18.1
Korea		2,334	42.26	1.8	1.3	0.1	(21.6)	9.7	8.3	0.7	16.1	0.9	0.0	7.0	12.1
Others				1.2	0.8	(0.2)	(11.5)	12.6	11.2	11.5	11.8	1.6	1.3	12.5	13.3

Regional sector movement

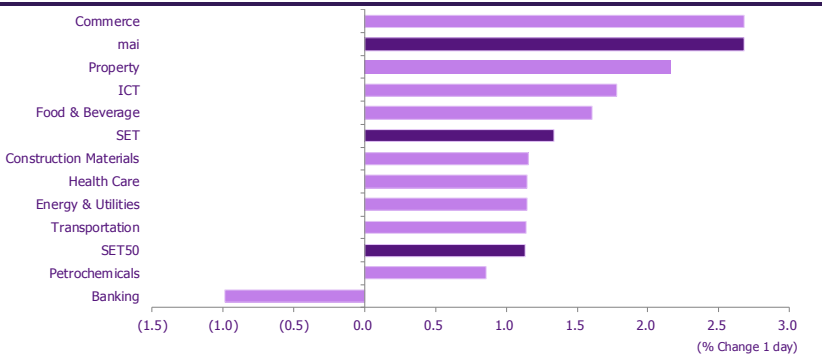
	Price performance (%) *			
	7-Jul	WoW	MoM	YTD
Banking	0.46	(1.38)	(5.43)	(12.72)
Chemicals	0.86	(0.08)	1.53	(6.24)
Construction Mat.	0.98	(0.63)	(3.31)	(7.86)
Consumer Products	0.77	(0.26)	(2.44)	(6.96)
Health Care	0.14	(0.87)	(0.11)	(12.66)
Oil, Gas & Coal	0.28	(2.89)	(4.54)	(5.20)
Real Estate	0.22	(1.95)	(0.44)	(15.69)
Retail - Consumer Staples	0.77	(0.26)	(2.44)	(6.96)
Telecommunications	0.80	(0.87)	(4.15)	(15.68)
Transportation	0.75	(1.39)	(4.10)	(7.68)



* Regional sector price performances (%) are based on US\$ and Thai sector price performances (%) are based on baht

Thailand sector movement

	Price performance (%)			
	7-Jul	WoW	MTD	YTD
Banking	(0.99)	(3.22)	(3.22)	(13.91)
Commerce	2.68	1.51	1.51	(5.33)
Construction Materials	1.16	0.07	0.07	(5.33)
Energy & Utilities	1.15	0.04	0.04	(2.95)
Food & Beverage	1.61	(0.16)	(0.16)	(0.76)
Health Care	1.15	5.88	5.88	19.50
ICT	1.78	0.70	0.70	(9.35)
Petrochemicals	0.86	(3.06)	(3.06)	(9.58)
Property	2.16	(0.08)	(0.08)	(2.41)
Transportation	1.14	(0.01)	(0.01)	7.28
SET	1.33	(0.38)	(0.38)	(5.75)
SET50	1.13	0.40	0.40	(3.62)
MAI	2.68	(3.45)	(3.45)	(0.88)



10 Most active stocks by value

Stock	Price (Bt)	Value (Btmn)	Chg (%)
CPALL	64.00	3,033.07	3.23
PTTEP	156.50	2,866.74	0.64
KBANK	146.00	2,675.50	(1.02)
PTT	34.75	2,530.91	2.21
SCB	99.00	2,009.52	(1.00)
BANPU	12.40	1,713.55	1.64
BBL	130.00	1,650.76	(1.14)
KTB	14.70	1,635.98	(3.92)
AOT	71.25	1,597.94	1.06
CBG	113.00	1,580.88	3.20

Top 10 gainers

Stock	Price (Bt)	Value (Btmn)	Chg (%)
PRECHA	1.70	88.65	24.09
TH	4.80	570.78	18.81
MSC	12.20	180.13	15.09
TWZ	0.08	0.57	14.29
SDC	0.27	5.78	12.50
CNT	1.74	92.05	10.83
SCM	5.30	16.97	10.42
BIG	0.68	2.61	9.68
INGRS	0.60	2.06	9.09
PPPM	0.13	1.51	8.33

Top 10 losers

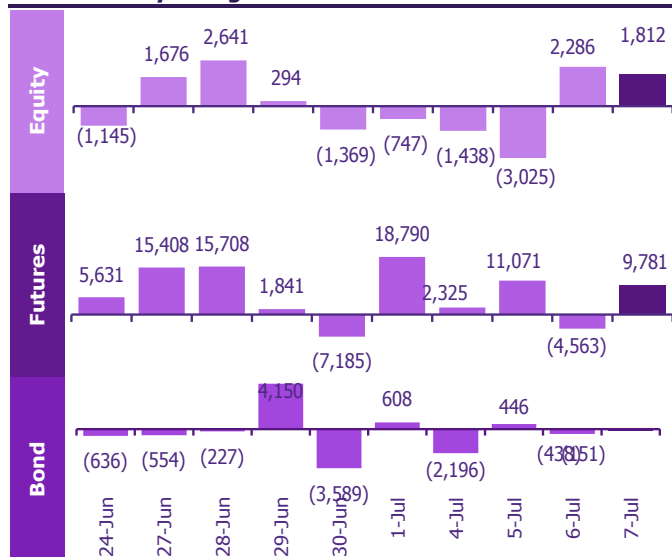
Stock	Price (Bt)	Value (Btmn)	Chg (%)
MATCH	2.00	34.45	(8.26)
NC	11.00	0.11	(7.56)
MPIC	2.04	65.72	(7.27)
SAWANG	11.30	0.03	(5.83)
GRAND	0.19	4.00	(5.00)
TSC	13.90	0.17	(4.14)
KWI	2.38	56.16	(4.03)
KTB	14.70	1,635.98	(3.92)
KDH	80.50	0.40	(3.88)
SE-ED	2.62	15.10	(3.68)

Fund flow monitor

Regional foreign fund flows to equity

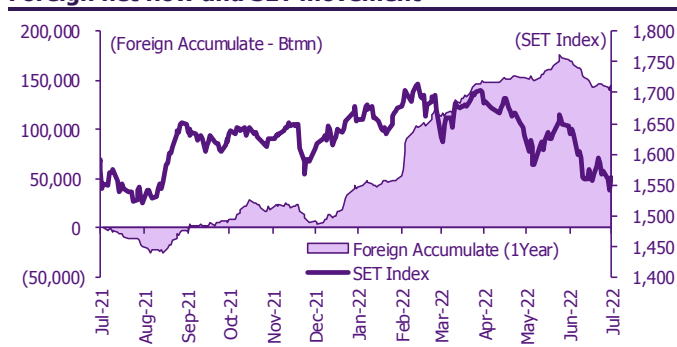
(US\$ Mn)	Thailand	Indonesia	Philippines	Malaysia	Vietnam	India	Taiwan	South Korea	Japan
Daily									
7-Jul-22	50	(45)	(12)		21		631	51	
6-Jul-22	63	(20)	2	(14)	(32)	(100)	(293)	(72)	
5-Jul-22	(84)	(38)	(3)	3	(12)	270	15	312	
4-Jul-22	(40)	(74)	(11)	(18)	(6)	(182)	(152)	(138)	
1-Jul-22	(21)	(4)	(4)	(3)	(9)	(361)	(357)	(339)	(3,627)
Weekly									
WTD	(11)	(177)	(24)	(29)	(28)	(29)	201	152	(3,627)
1-Jul-22	71	(266)	(41)	(73)	8	(681)	(1,436)	(950)	(3,627)
24-Jun-22	(311)	(282)	(37)	(14)	3	(967)	(799)	(998)	(3,178)
17-Jun-22	(352)	(93)	(69)	(116)	41	(2,986)	(3,703)	(1,086)	(6,980)
10-Jun-22	(170)	90	(48)	(99)	33	(1,426)	(1,459)	(1,860)	1,536
Monthly									
MTD	(32)	(181)	(28)	(32)	(37)	(373)	(156)	(187)	(3,627)
Jun-22	(841)	(501)	(207)	(291)	89	(6,342)	(7,724)	(4,796)	(9,556)
May-22	592	(243)	(350)	18	138	(4,871)	57	170	(1,993)
Apr-22	321	2,783	(99)	193	170	(3,816)	(9,102)	(4,963)	29,604
YTD	3,410	4,087	(803)	1,429	38	(28,930)	(34,226)	(16,273)	(3,054)

Thailand daily foreign net flows

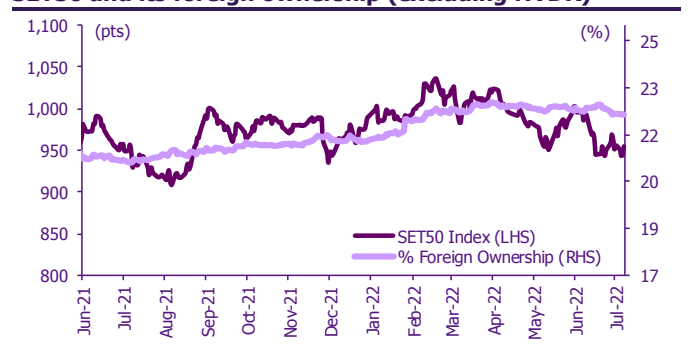


	Equity (Btmn)	SET50 futures (Contract)	Bond (Btmn)*	Bond (Btmn)
Daily				
7-Jul-22	1,812	9,781	1,864	(151)
Weekly				
WTD	(365)	18,614	3,525	(2,339)
1-Jul-22	2,495	44,562	8,541	389
24-Jun-22	(11,011)	5,118	1,003	(3,300)
17-Jun-22	(12,328)	(118,798)	(22,666)	(5,903)
10-Jun-22	(5,890)	(18,097)	(3,566)	(5,022)
Monthly				
MTD	(1,112)	37,404	7,085	(1,731)
Jun-22	(29,387)	(101,334)	(19,303)	(14,819)
May-22	20,284	109,007	21,576	30,012
Apr-22	10,869	(66,776)	(13,291)	7,617
Quarterly				
QTD	1,765	(59,103)	(11,018)	22,811
1Q22	110,864	30,899	6,488	85,559
4Q21	28,128	44,270	8,986	110,523
3Q21	(443)	6,232	1,282	21,383
2Q21	(46,593)	(7,583)	(994)	76,603
YTD				
2021	111,517	9,200	2,555	106,638
2020	(48,578)	27,284	6,522	212,522
2020	(264,386)	4,496	218	(35,245)

Foreign net flow and SET movement



SET50 and its foreign ownership (excluding NVDR)



Foreign buy/sell activity monitor

Most foreign holding value change

	Fgn hid (%)	Δ Fgn (M.shares)	Buy* (Btmn)
PTT	8.59	5.47	190
BH	24.63	0.85	160
CPN	23.31	2.11	132
BEC	9.07	7.00	92
SPRC	68.90	7.73	90
AOT	9.08	0.90	64
SCB	18.21	0.29	29
KTB	10.79	1.86	27
BCH	8.18	1.21	25
IVL	71.03	0.41	18

Top-5 NVDR net buy/sell

	Fgn hid (%)	Δ Fgn (M.shares)	Sell* (Btmn)	Buy* (Btmn)	Sell* (Btmn)
INTUCH	30.30	(45.34)	(3,174)	258	KBANK (343)
CRC	13.50	(8.74)	(308)	201	BEM (300)
CPALL	33.07	(4.16)	(266)	155	BDMS (238)
JMT	5.64	(1.82)	(126)	135	KTB (146)
KBANK	42.72	(0.51)	(75)	135	DELTA (100)
PTTEP	15.72	(0.35)	(55)	120	SCGP (88)
BBL	24.80	(0.40)	(52)	118	THG (80)
COM7	6.36	(1.81)	(51)	108	KCE (76)
CHG	14.99	(10.30)	(40)	106	AOT (73)
BEM	8.60	(4.48)	(38)	88	TIDLOR (62)

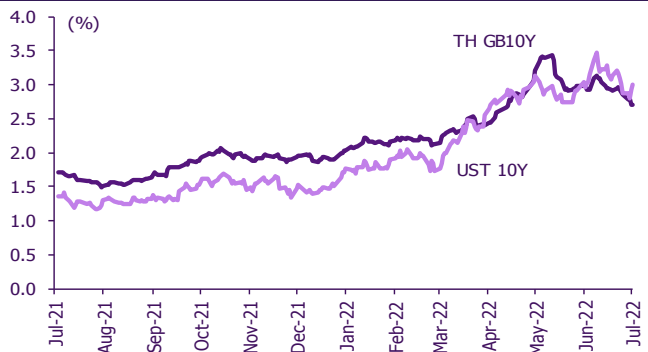
* SCBS Investment Research estimates

Multi-asset price update

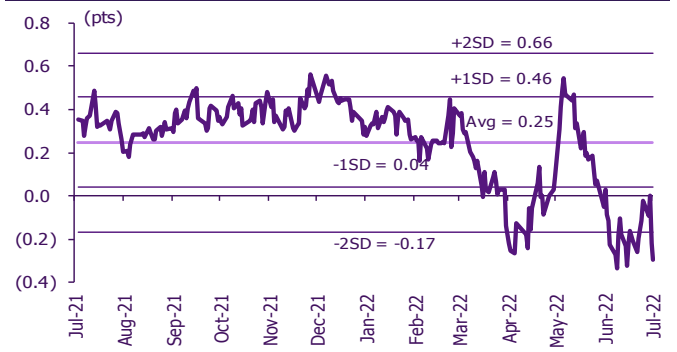
Key indicator update

	Close	7-Jul	WoW	MoM	YoY	YTD
Financial market condition						
VIX Index	26.08	(2.43)	(9.16)	8.58	60.99	51.45
Europe CDS (bps)	117.576	(4.78)	(1.50)	28.66	71.24	69.70
LIBOR OIS Spread (bps)	0.11167	(1.39)	0.83	(3.68)	8.07	2.15
TED Spread (bps)	0.5317	(2.30)	(12.73)	8.72	45.34	35.30
Exchange rate						
Dollar Index	107.04	(0.01)	2.19	4.60	15.46	11.88
USD/THB	36.03	(0.45)	2.09	4.67	11.52	8.53
EUR/USD	1.02	(0.21)	(3.09)	(5.07)	(13.82)	(10.60)
USD/JPY	136.00	0.07	0.24	2.57	22.96	18.19
Bond: (Change in basis points)						
TH Gov Bond 2Y	1.70%	(2.75)	(5.46)	6.92	118.34	104.12
TH Gov Bond 10Y	2.70%	(0.84)	(19.79)	(29.95)	98.58	80.39
US Gov Bond 2Y	3.03%	6.96	10.96	28.15	286.05	230.03
US Gov Bond 10Y	3.01%	9.79	4.27	1.19	168.96	149.22
Commodities						
CRB Index	581.37	0.00	(2.57)	(8.20)	5.07	0.53
Gold (US\$/oz)	1,739.00	0.07	(3.72)	(6.07)	(3.56)	(4.93)
Gross Refining Margin (US\$/bbl)	37.58	0.00	0.00	5.06	n.m.	515.06
Dubai Crude (US\$/bbl)	98.98	0.00	(12.60)	14.14	37.31	35.24
NYMEX Crude (US\$/bbl)	102.73	4.26	(2.86)	(13.97)	42.29	112.08
Baltic Dry Index (pts)	2,073.00	1.47	(7.46)	(17.54)	(36.04)	(6.50)

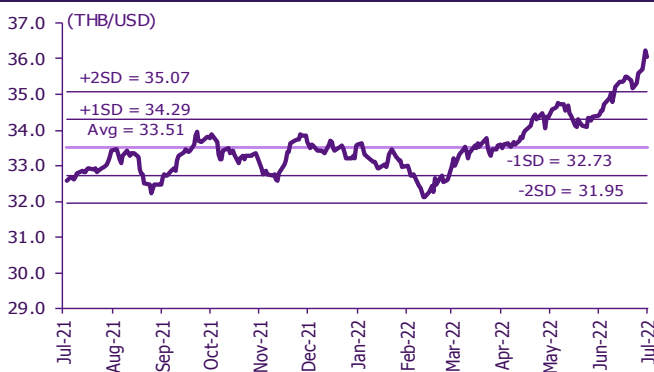
Thai and US 10-year government bond yield



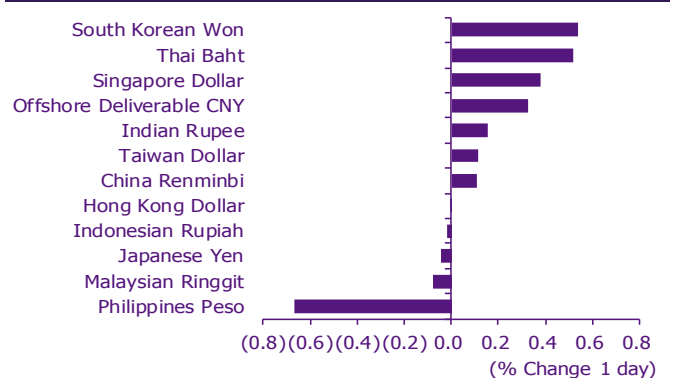
Thai and US 10-year government bond spread



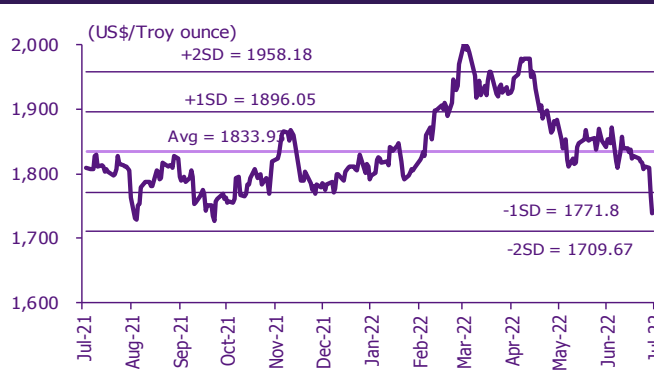
THB/USD exchange rate



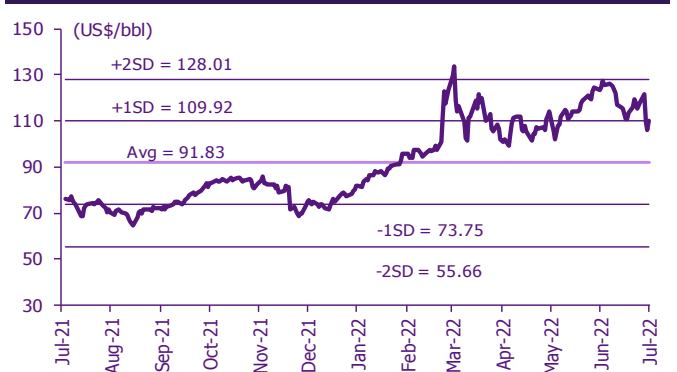
Regional foreign exchange rate spot return



Gold



Brent crude



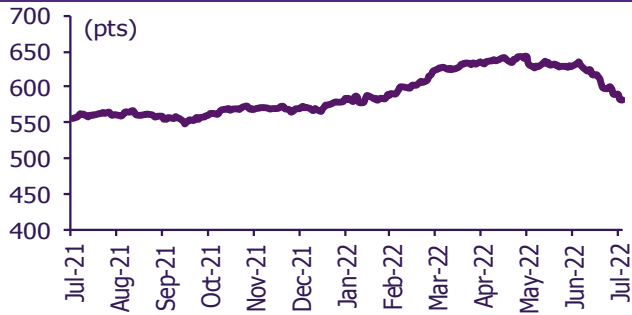
Commodities daily price update

	As of 7-Jul-22	-1W %	Avg. Price QTD in 3Q22	% QoQ	% YoY	Avg. Price in '21	% YoY	Avg. Price in '22	% YoY	Update
CRB Index	581.37	(3.1)	584.99	(7.1)	4.8	535.54	36.83	615.70	15.0	Daily
Energy Prices										
Crude Oil - Dubai (US\$/bbl)	105.52	(8.7)	111.47	2.3	56.3	68.86	63.18	103.26	50.0	Daily
Brent Crude (US\$/bbl)	110.34	(6.4)	113.21	0.3	55.1	70.52	66.54	106.50	51.0	Daily
West Texas Int. Cushing (US\$/bbl)	102.73	(6.4)	103.52	(4.9)	41.8	68.06	72.51	102.00	49.9	Daily
Crude Oil - Asia-Pacific Tapis Oil Spot (US\$/bbl)	113.98	(9.3)	120.43	1.5	65.0	71.82	61.89	111.80	55.7	Daily
Natural Gas Henry Hub (US\$/mmBTU)	6.19	(3.6)	5.69	(25.0)	68.3	3.13	30.07	6.08	93.9	Daily
Coal Price NEX (US\$/MT)	386.96	(4.1)	386.96	4.2	138.2	138.28	135.73	323.65	134.1	Friday
Oil Product Prices and Gross Refinery Margin										
Gas Oil 500 ppm Sulfur Singapore (US\$/bbl)	127.62	(17.8)	142.96	(3.6)	81.5	76.20	52.83	130.46	71.2	Daily
Gas Oil - Dubai (US\$/bbl)	22.10	(44.4)	31.48	(20.0)	323.6	7.34	(4.17)	27.20	270.4	Daily
Gasoline, 92 RON Spot (US\$/bbl)	115.70	(23.0)	126.39	(14.8)	57.3	76.66	75.97	123.89	61.6	Daily
Gasoline - Dubai (US\$/bbl)	10.18	(70.7)	14.91	(47.5)	65.7	7.80	472.22	20.64	164.7	Daily
Fuel Oil 180 Singapore Spot (US\$/bbl)	78.37	(19.9)	83.67	(43.6)	29.9	61.57	60.99	92.07	49.5	Daily
Fuel Oil - Dubai (US\$/bbl)	(27.15)	53.3	(27.80)	209.2	300.6	-7.29	84.36	(11.19)	53.6	Daily
Jet Kerosene - Spot Price (US\$/bbl)	119.50	(18.7)	135.69	(4.5)	80.4	73.98	60.45	125.75	70.0	Daily
Jet Kerosene - Dubai (US\$/bbl)	13.98	(55.4)	24.22	(27.1)	522.5	5.12	31.00	22.49	339.1	Daily
SG Dubai Hydrocracking Refinery Margin (US\$/bbl)	30.12	0.0	30.12	8.6	2,639.3	2.00	467.16	18.94	848.7	Daily
Olefins Product Prices and Spread										
Ethylene, FOB Japan Spot (US\$/MT)	950	(5.0)	950	(17.0)	(3.0)	1,010	39.56	1,131	12.0	Tuesday
Ethylene Spread (US\$/MT)	147	(16.6)	132	244.2	(56.2)	361	5.77	251	(30.5)	Daily
Propylene (Olefins), FOB Japan Spot (US\$/MT)	965	(3.5)	965	(11.5)	(0.5)	1,005	27.27	1,088	8.3	Tuesday
Propylene Spread (US\$/MT)	162	(8.1)	147	(29.0)	(49.7)	356	(12.55)	208	(41.7)	Daily
Naphtha - Singapore Spot FOB (US\$/MT)	804	(2.5)	818	(7.3)	20.8	649	69.72	880	35.7	Daily
Polyolefins Prices and Spread										
Polye HDPE SE Asia (US\$/MT)	1,230	0.0	1,230	13.4	(63.7)	1,179	33.19	1,309	11.0	Tuesday
HDPE-Naphtha Spread (US\$/MT)	427	5.1	412	236.1	(10.5)	530	5.43	429	(19.2)	Daily
Polye LDPE-Film, CFR SE Asia Spot (US\$/MT)	1,510	(1.3)	1,510	(9.5)	(13.1)	1,525	51.71	1,635	7.2	Tuesday
LDPE-Naphtha Spread (US\$/MT)	707	0.1	692	56.5	66.6	876	40.66	755	(13.9)	Daily
PP Film, Spot South East Asia (US\$/MT)	1,230	(1.6)	1,230	(7.4)	(0.3)	1,298	35.78	1,315	1.3	Tuesday
PP Spread (US\$/MT)	427	0.2	412	(7.6)	(26.0)	649	13.18	435	(33.0)	Daily
MEG Prices and Spread										
MEG, CFR South East Asia (US\$/MT)	560	(1.8)	560	(12.6)	(18.7)	679	(88.71)	661	(2.7)	Tuesday
MEG Spread (US\$/MT)	-29	(42.0)	-29	(63.8)	(135.6)	53	120.79	-40	n.m.	Tuesday
Aromatics Product Prices and Spread										
Paraxylene, FOB USG Spot (US\$/MT)	1,705	1.8	1,705	12.1	79.4	894	56.10	1,350	(46.2)	Tuesday
Paraxylene Spread (US\$/MT)	817	16.2	767	26.8	121.8	310	342.73	481	54.9	Tuesday
Paraxylene - 92 RON Spread (US\$/MT)	718	82.7	627	79.1	136.4	241	362.24	294	64.4	Daily
Toluene, FOB Korea Spot (US\$/MT)	1,205	0.0	1,205	8.3	58.6	728	111.96	1,007	(45.7)	Tuesday
Benzene, CFR Japan Spot (US\$/MT)	1,235	0.0	1,235	(1.5)	20.2	931	87.66	1,176	(57.5)	Tuesday
Benzene Spread (US\$/MT)	547	3.6	535	11.5	26.5	352	117.03	395	12.4	Daily
Benzene - 92 RON Spread (US\$/MT)	248	(629.1)	157	90.7	(54.1)	277	122.54	119	(57.0)	Daily
Condensate (US\$/MT)	888	(8.6)	938	2.3	55.1	584	61.01	869	48.9	Daily
PTA Prices and Spread										
PTA, CFR South East Asia (US\$/MT)	965	0.0	965	(2.1)	29.9	705	48.18	920	30.5	Tuesday
PTA Spread (US\$/MT)	-177	12.8	-177	426.9	(267.5)	106	15.15	15	(85.4)	Tuesday
PVC Prices and Spread										
PVC, CFR South East Asia (US\$/MT)	1,200	(4.8)	1,200	(13.8)	(10.1)	1,445	63.60	1,386	(4.1)	Tuesday
Ethylene Spread (US\$/MT)	1,054	(2.8)	1,068	(3.9)	3.5	1,084	99.99	1,135	4.7	Tuesday
Ethylene Dichloride CFR Far East Asia (US\$/MT)	605	0.0	605	(8.8)	(15.8)	734	140.72	748	2.0	Tuesday
Metal										
Gold (US\$/Troy Ounce)	1,740	(4.3)	1,773	(5.4)	(1.0)	1,799	1.56	1,872	4.0	Daily
LME Copper 3 Month Rolling Forward (US\$/MT)	7,860	(6.5)	7,821	(17.9)	(16.8)	9,293	49.95	9,681	4.2	Daily
Silver Future (US\$/Troy Ounce)	19	(7.6)	19	(14.7)	(20.7)	25	n.a.	23	(6.4)	Daily
China Composite Steel Prices (CNY/MT)	4,638	(2.3)	4,663	(10.8)	(19.8)	5,473	35.91	5,200	(5.0)	Daily
Agriculture Prices										
Malaysian Crude Palm Oil Spot Price(MYR/MT)	3,934	(23.7)	4,351	(33.3)	(2.2)	4,443	59.82	6,265	41.0	Daily
SGX Ribbed Smoked Sheet 3 (RSS3) Futures (US\$/KG.)	192	(3.6)	194	(8.4)	4.2	209	18.21	210	0.7	Daily
Sugar #11 (US\$/LB)	19	0.1	18	(6.2)	3.8	16	29.55	19	15.5	Daily
Freight Rate										
Baltic Freight Index: BDIY	2,073	(5.2)	2,117	(15.9)	(43.4)	2,921	173.99	2,277	(22.0)	Daily
Baltic Supramax Index: BSI58	2,247	(4.7)	2,266	(13.7)	(27.4)	2,424	224.85	2,451	1.1	Daily

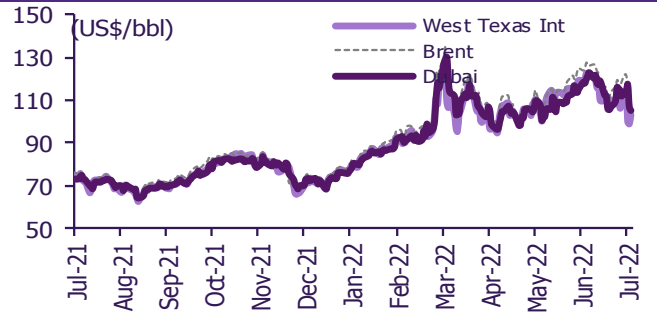
Source: Bloomberg Financial L.P., TQ Professional, BANPU, BOT, SCBS Investment Research

Commodities daily chart update

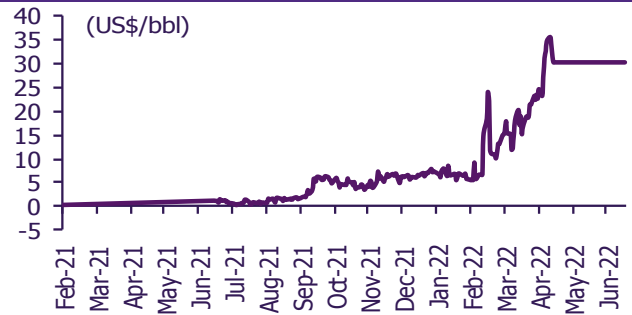
CRB US Spot All Commodities Price Index



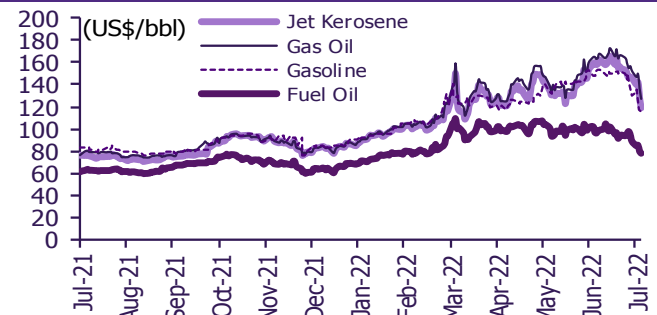
Crude prices



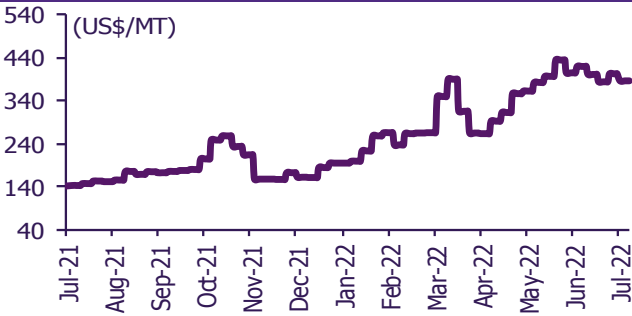
SG Dubai Hydrocracking Refinery Margin



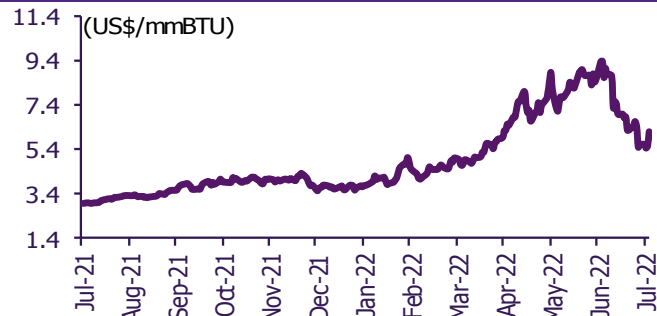
Oil product prices



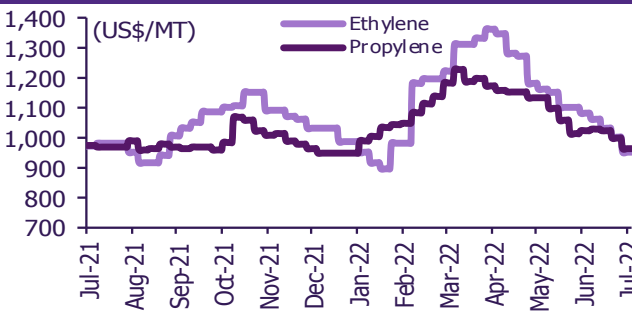
Coal price (NEX)



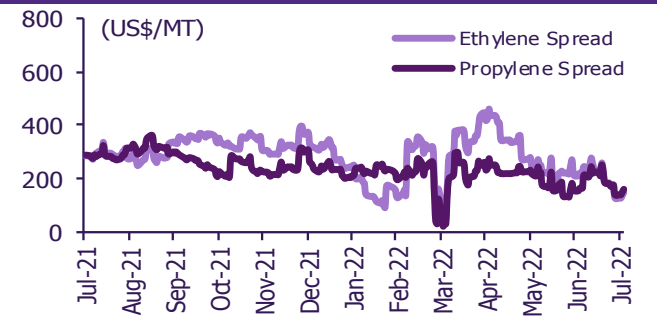
Natural gas prices (Henry hub)



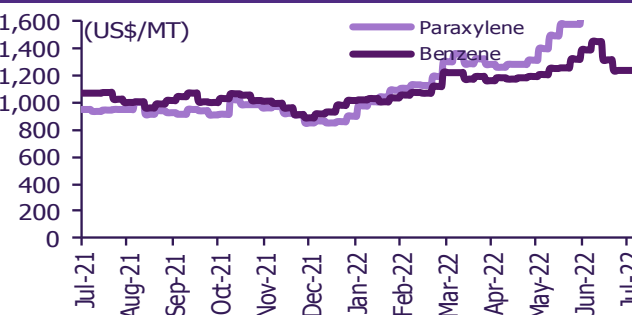
Olefins prices



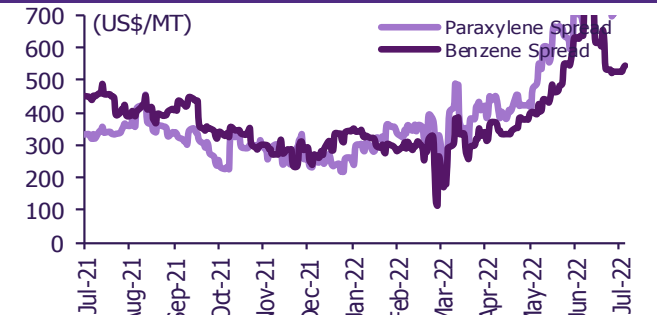
Olefins spreads



Aromatics prices

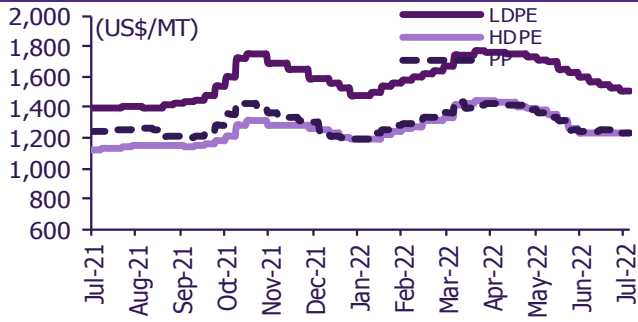


Aromatics spreads

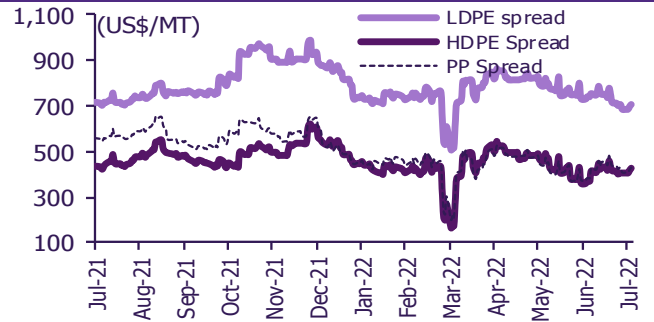


Commodities daily chart update

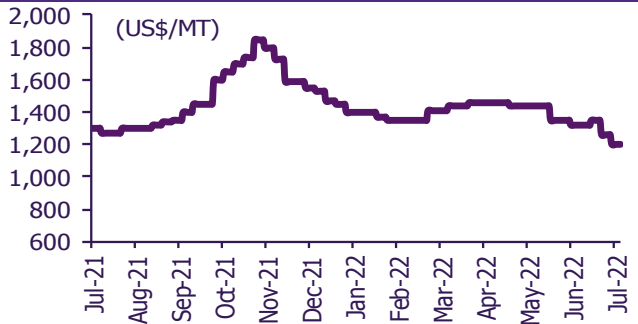
Polyolefins prices



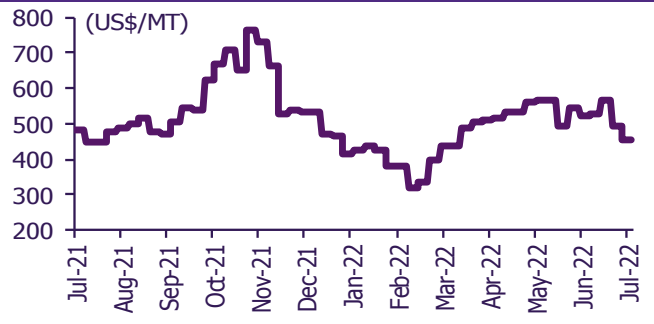
Polyolefins-Naphtha spreads



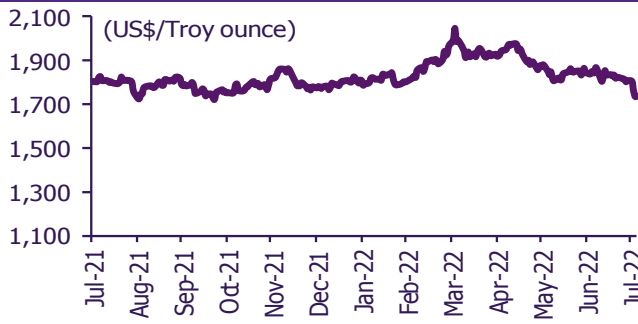
PVC price



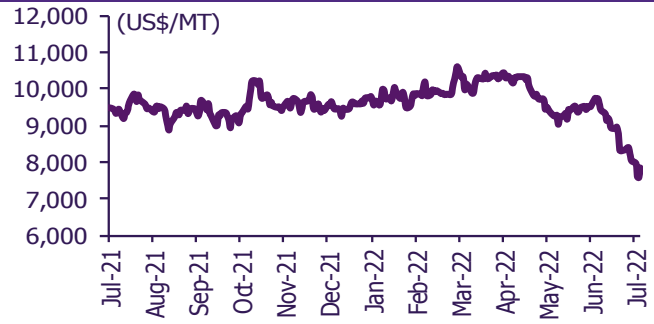
PVC spread



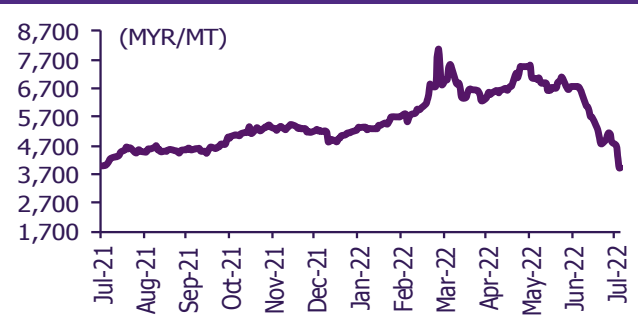
Gold price



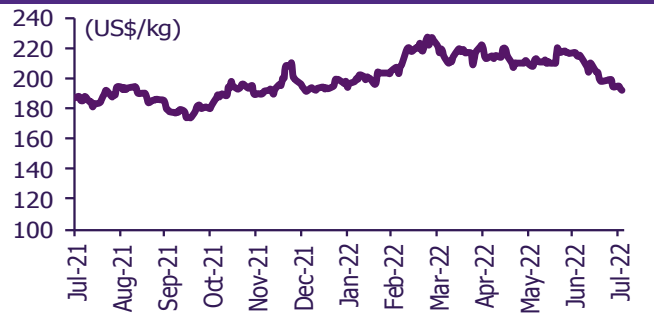
LME copper price



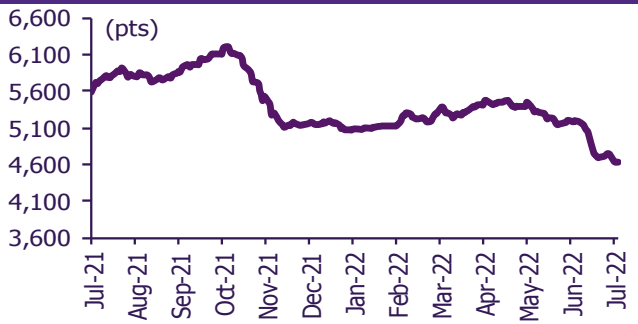
Malaysian crude palm oil price



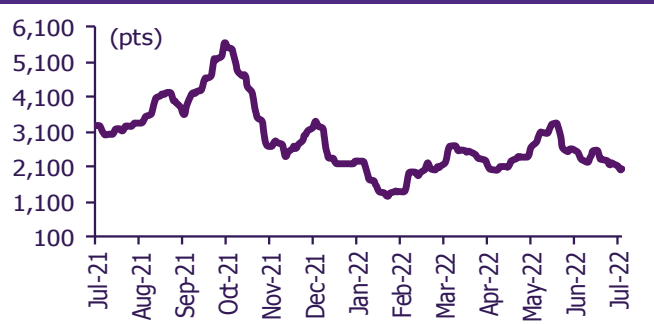
Rubber price (RSS3) futures



Steel price index



Baltic freight index



Source: Bloomberg Financial L.P., TQ Professional, BANPU, BOT, SCBS Investment Research

Short sales

	Volume (Shares)	Turnover (Bt)	Average price (Bt)	Last price 7-Jul-22	Gap between last close and short	Short sale volume comparing with main board
SIRI	13,877,500	13,954,568	1.01	1.01	(0.44)	31.59
STA-R	1,514,700	30,679,810	20.25	20.30	(0.22)	22.33
ANAN	739,700	909,419	1.23	1.22	0.77	21.01
SHR-R	2,425,700	9,810,590	4.04	4.06	(0.38)	20.84
GPSC-R	1,422,100	93,300,675	65.61	65.50	0.16	18.34
MBK-R	1,346,700	22,500,210	16.71	16.90	(1.14)	17.64
KBANK-R	3,176,700	462,065,450	145.45	146.00	(0.37)	17.29
KSL-R	390,100	1,370,712	3.51	3.54	(0.74)	16.24
TASCO	612,800	9,908,310	16.17	16.20	(0.19)	16.20
STEC	299,200	3,636,010	12.15	12.30	(1.20)	16.13
TTB	37,013,200	42,935,312	1.16	1.17	(0.85)	15.33
GUNKUL-R	4,538,200	24,641,300	5.43	5.45	(0.37)	14.81
INTUCH-R	622,100	43,506,550	69.93	70.00	(0.09)	14.49
PTT	10,102,200	344,448,800	34.10	34.75	(1.88)	13.74
PTTGC-R	1,477,300	65,450,650	44.30	44.75	(1.00)	13.57
BDMS	5,885,500	156,490,600	26.59	26.75	(0.60)	13.41
GULF-R	1,713,600	80,486,325	46.97	47.25	(0.59)	13.00
LOXLEY	73,600	163,392	2.22	2.24	(0.89)	12.89
JMT	1,561,500	106,497,925	68.20	69.25	(1.51)	12.86
TISCO-R	662,900	57,545,525	86.81	86.75	0.07	12.70
DTAC	680,500	30,739,950	45.17	45.25	(0.17)	12.70
EGCO	126,100	22,270,900	176.61	176.50	0.06	12.35
PSL	587,000	10,420,010	17.75	18.00	(1.38)	12.28
SCC-R	160,600	60,546,700	377.00	378.00	(0.26)	11.27
PLANB-R	2,983,700	19,624,145	6.58	6.55	0.41	11.08
TTA-R	896,400	7,305,595	8.15	8.30	(1.81)	11.04
CKP	2,232,700	12,415,645	5.56	5.55	0.19	10.87
BCH-R	1,459,700	29,703,980	20.35	20.30	0.24	10.78
CPALL-R	5,139,100	325,649,500	63.37	64.00	(0.99)	10.78
STARK-R	673,800	2,826,416	4.19	4.22	(0.60)	10.57
NTV	6,000	220,500	36.75	36.25	1.38	10.53
ICHI-R	450,500	3,494,020	7.76	7.85	(1.20)	10.53
STGT-R	1,251,400	20,563,640	16.43	16.50	(0.41)	10.40
SCGP-R	1,289,100	68,995,500	53.52	53.50	0.04	10.24
WHA-R	5,232,100	15,228,942	2.91	2.98	(2.33)	9.85
SAWAD-R	712,400	33,563,750	47.11	47.75	(1.33)	9.79
THANI	990,900	3,785,270	3.82	3.88	(1.55)	9.66
TRUE	5,292,200	24,576,240	4.64	4.70	(1.19)	9.64
TU	3,007,800	47,183,010	15.69	16.00	(1.96)	9.53
BCH	1,278,900	26,119,780	20.42	20.30	0.61	9.45
ORI-R	523,500	5,192,560	9.92	10.00	(0.81)	9.36
BANPU	13,112,600	158,964,680	12.12	12.40	(2.23)	9.30
BAM-R	950,700	15,802,060	16.62	16.70	(0.47)	9.27
AYUD	500	21,750	43.50	43.25	0.58	9.09
SUPER	6,397,100	4,651,092	0.73	0.73	(0.40)	8.95
AMATA-R	743,400	13,171,270	17.72	17.90	(1.02)	8.94
PTTEP-R	1,647,000	252,859,950	153.53	156.50	(1.90)	8.86
JMT-R	1,056,000	72,049,675	68.23	69.25	(1.47)	8.70
IRPC-R	7,108,200	22,480,714	3.16	3.22	(1.78)	8.63
SCC	121,300	45,733,900	377.03	378.00	(0.26)	8.51
EPG	387,100	3,555,135	9.18	9.30	(1.25)	8.50
MINT	788,300	26,563,650	33.70	34.00	(0.89)	8.49
VIBHA	423,100	1,035,058	2.45	2.44	0.26	8.45
GPSC	653,200	42,861,300	65.62	65.50	0.18	8.42
RCL-R	287,700	10,636,500	36.97	37.25	(0.75)	8.39
IRPC	6,852,700	21,657,906	3.16	3.22	(1.85)	8.32
BGRIM-R	1,219,500	45,004,550	36.90	36.75	0.42	8.31
DCC	856,300	2,402,094	2.81	2.80	0.19	8.30
LANNA-R	79,900	1,512,060	18.92	19.30	(1.95)	8.20
KSL	196,900	691,778	3.51	3.54	(0.75)	8.20
KTB-R	9,081,500	135,473,540	14.92	14.70	1.48	8.18
CPN-R	1,203,500	74,805,750	62.16	62.75	(0.95)	8.17
BBL	1,025,900	133,614,600	130.24	130.00	0.19	8.05
MINT-R	746,800	25,129,575	33.65	34.00	(1.03)	8.04
PTL-R	41,300	884,760	21.42	21.50	(0.36)	7.97
GLOBAL-R	1,339,300	23,944,970	17.88	17.80	0.44	7.96
CHG	3,616,100	13,960,644	3.86	3.88	(0.50)	7.96
BCP	605,000	18,600,075	30.74	31.25	(1.62)	7.58
EGCO-R	77,100	13,578,650	176.12	176.50	(0.22)	7.55
BEM	7,377,000	62,596,510	8.49	8.50	(0.17)	7.42
WHAUP	209,400	783,552	3.74	3.76	(0.48)	7.38
AOT	1,663,800	117,717,925	70.75	71.25	(0.70)	7.38
MTC-R	407,200	17,272,200	42.42	42.75	(0.78)	7.30
NER	499,400	2,839,460	5.69	5.75	(1.12)	7.25
SGP	57,700	634,600	11.00	11.20	(1.80)	7.21
EA-R	658,500	50,919,775	77.33	78.25	(1.18)	7.12
OR	1,273,600	32,477,825	25.50	25.75	(0.97)	7.08
MTC	394,100	16,619,750	42.17	42.75	(1.35)	7.06
BBL-R	887,600	115,039,400	129.61	130.00	(0.30)	6.97
JMART-R	739,700	33,825,825	45.73	46.75	(2.18)	6.84
PTTGC	726,200	32,120,475	44.23	44.75	(1.16)	6.67
KTB	7,302,600	108,710,830	14.89	14.70	1.27	6.58
BGRIM	958,300	35,375,350	36.91	36.75	0.45	6.53
ITD	2,384,700	4,856,681	2.04	2.00	1.83	6.52
TCAP	237,100	8,743,725	36.88	37.25	(1.00)	6.44
SPALI-R	241,800	4,569,680	18.90	19.00	(0.53)	6.41
WHA	3,394,200	9,956,276	2.93	2.98	(1.57)	6.39
TVO	59,300	1,838,300	31.00	31.00	0.00	6.38
SAWAD	460,100	21,660,325	47.08	47.75	(1.41)	6.32
KCE-R	669,400	36,427,725	54.42	55.25	(1.51)	6.28

	Volume (Shares)	Turnover (Bt)	Average price (Bt)	Last price 7-Jul-22	Gap between last close and short	Short sale volume comparing with main board
KBANK	1,153,100	168,440,600	146.08	146.00	0.05	6.28
TQM	122,400	5,877,775	48.02	48.50	(0.99)	6.27
HANA-R	527,800	20,242,075	38.35	38.50	(0.38)	6.25
MEGA-R	426,800	21,383,050	50.10	50.25	(0.30)	6.21
GULF	819,100	38,476,375	46.97	47.25	(0.58)	6.21
OR-R	1,110,800	28,325,400	25.50	25.75	(0.97)	6.17
JTS-R	50,600	6,426,200	127.00	127.50	(0.39)	6.16
BLA	669,600	25,885,500	38.66	39.75	(2.75)	6.16
BCP-R	478,500	14,658,950	30.64	31.25	(1.97)	5.99
PLANB	1,613,700	10,685,225	6.62	6.55	1.09	5.99
MEGA	410,100	20,713,000	50.51	50.25	0.51	5.97
AP	740,900	7,317,755	9.88	9.95	(0.74)	5.94
BPP	44,800	641,870	14.33	14.30	0.19	5.92
ADVANC	391,400	79,808,200	203.90	205.00	(0.53)	5.88
TISCO	306,300	26,618,700	86.90	86.75	0.18	5.87
TU-R	1,836,800	28,797,510	15.68	16.00	(2.01)	5.82
CHG-R	2,604,800	10,068,584	3.87	3.88	(0.38)	5.74
DUSIT-R	3,100	34,040	10.98	11.10	(1.08)	5.72
GUNKUL	1,752,100	9,485,415	5.41	5.45	(0.67)	5.72
KKP-R	251,600	15,497,775	61.60	61.75	(0.25)	5.69
BCPG	254,700	2,669,130	10.48	10.60	(1.14)	5.67
DOHOME	366,400	5,572,110	15.21	15.30	(0.60)	5.65
AWC	2,183,800	10,579,850	4.84	4.84	0.10	5.64
BJC	140,100	4,483,200	32.00	32.50	(1.54)	5.63
KKP	247,700	15,305,725	61.79	61.75	0.07	5.60
CK-R	143,800	2,846,150	19.79	19.80	(0.04)	5.53
TPIPP-R	61,200	219,096	3.58	3.58	0.00	5.52
DDD	4,900	68,710	14.02	14.10	(0.55)	5.44
ASP	87,900	271,736	3.09	3.10	(0.28)	5.42
RATCH-R	556,500	21,200,050	38.10	38.25	(0.40)	5.40
ASIAN-R	306,800	5,132,170	16.73	16.80	(0.43)	5.36
PSL-R	255,900	4,545,590	17.76	18.00	(1.32)	5.35
THANI-R	548,200	2,085,700	3.80	3.88	(1.94)	5.34
TOP-R	678,500	34,132,100	50.31	51.00	(1.36)	5.30
BANPU-R	7,391,100	89,520,150	12.11	12.40	(2.32)	5.24
STANLY-R	2,300	410,950	178.67	179.50	(0.46)	5.24
RCL	178,100	6,570,675	36.89	37.25	(0.96)	5.19
PTT-R	3,811,300	131,831,000	34.59	34.75	(0.46)	5.19
VIBHA-R	259,500	632,494	2.44	2.44	(0.11)	5.19
OSP	434,700	14,897,575	34.27	34.25	0.06	5.19
BLA-R	550,400	21,370,975	38.83	39.75	(2.32)	5.06
BEC	184,900	2,406,610	13.02	13.10	(0.64)	5.03
DTAC-R	268,800	12,136,375	45.15	45.25	(0.22)	5.02
SCCC-R	1,200	179,400	149.50	149.50	0.00	5.00
CPALL	2,370,600	149,506,725	63.07	64.00	(1.46)	4.97
BAM	502,800	8,391,610	16.69	16.70	(0.06)	4.90
TOP	621,700	31,355,275	50.43	51.00	(1.11)	4.86
HMPRO	2,199,800	28,469,460	12.94	12.90	0.32	4.82
VGI-R	3,280,400	16,198,210	4.94	5.00	(1.24)	4.80
AUCT	50,000	347,500	6.95	7.20	(3.47)	4.80
TIPH	132,100	7,695,500	58.26	59.00	(1.26)	4.79
NOBLE	106,100	466,026	4.39	4.42	(0.63)	4.78
SPRC-R	965,600	11,413,180	11.82	11.70	1.02	4.77
PTTEP	868,700	133,926,900	154.17	156.50	(1.49)	4.67
INTUCH	200,200	13,963,625	69.75	70.00	(0.36)	4.66
ORI	257,400	2,545,190	9.89	10.00	(1.12)	4.60
JAS-R	14,420,100	38,714,872	2.68	2.76	(2.73)	4.58
UNIQ	6,400	30,964	4.84	4.88	(0.86)	4.52
ROJNA	22,600	129,950	5.75	5.70	0.88	4.51
JMART	486,200	22,342,150	45.95	46.75	(1.71)	4.49
QH	526,600	1,105,860	2.10	2.12	(0.94)	4.41
CBG	618,800	69,138,150	111.73	113.00	(1.12)	4.39
COM7-R	892,300	24,458,850	27.41	28.00	(2.10)	4.38
CPF	1,672,700	44,657,575	26.70	27.00	(1.12)	4.27
DOHOME-R	274,900	4,202,830	15.29	15.30	(0.07)	4.24
UVAN-R	44,500	358,870	8.06	8.25	(2.25)	4.21
TOA	39,500	1,086,175	27.50	28.00	(1.79)	4.20
MAJOR-R	564,800	11,661,620	20.65	20.80	(0.73)	4.20
AIE	36,500	119,952	3.29	3.28	0.19	4.18
STA	275,000	5,566,950	20.24	20.30	(0.28)	4.05
SCI	33,600	49,392	1.47	1.48	(0.68)	4.03
SPCG	9,700	154,230	15.90	16.00	(0.62)	4.01
KTC-R	161,400	8,904,175	55.17	55.50	(0.60)	4.01
CPN	584,800	36,221,050	61.94	62.75	(1.29)	3.97
ADVANC-R	263,800	53,895,300	204.30	205.00	(0.34)	3.96
BTS	1,624,600	13,681,895	8.42	8.55	(1.50)	3.95
TSTH	135,200	139,256	1.03	1.04	(0.96)	3.93
SUSCO-R	36,300	127,066	3.50	3.52	(0.56)	3.92
AH	10,500	212,570	20.24	20.30	(0.27)	3.87
PTG	398,900	5,369,510	13.46	13.70	(1.75)	3.85
ASW-R	31,300	241,010	7.70	7.75	(0.65)	3.84
TOA-R	36,100	994,250	27.54	28.00	(1.64)	3.84
MICRO	37,600	194,110	5.16	5.10	1.23	3.82

Source: SET, SCBS Investment Research

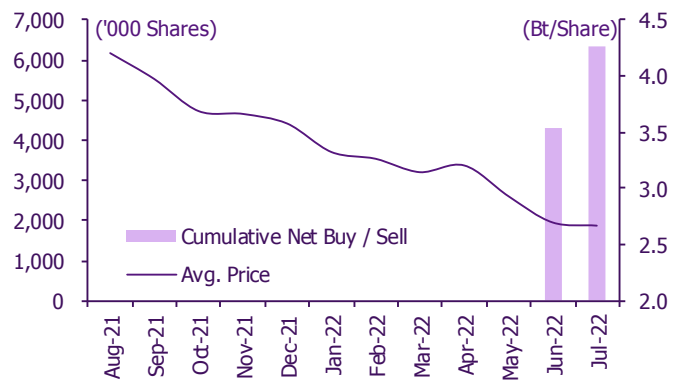
Director trade

1. Director trade as reported on July 7, 2022.

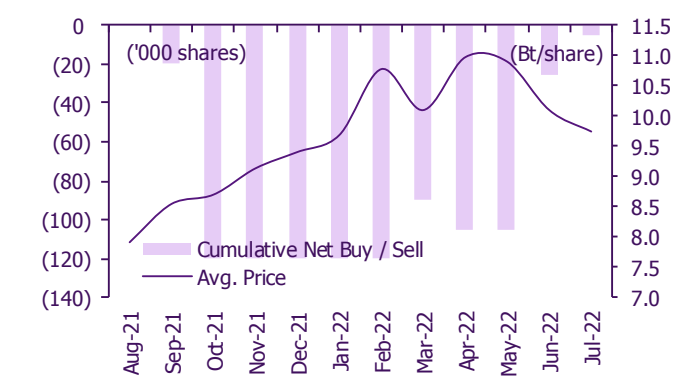
Company Name of Director	Product	Transaction date	Amount (Shares)	Average Price (Bt)	Amount (Bt)	Buy/Sell
ACE Mr. TEERAWUT SONGMETTA	Common Share	06-07-22	1,000,000	2.66	2,660,000	Purchase
AP Mr. SONGPON BUSPAROEK	Common Share	05-07-22	20,000	9.75	195,000	Purchase
AUCT Mr. KRIENGSAK TAMRAKSA	Common Share	04-07-22	45,000	7.50	337,500	Purchase
BRR Mr. ANANT TANGTONGWECHAKIT	Common Share	06-07-22	100,000	5.25	525,000	Purchase
DDD Mr. THITI RATTAMANY	Common Share	05-07-22	34,200	13.91	475,722	Purchase
DDD Mr. THITI RATTAMANY	Common Share	06-07-22	17,400	13.90	241,860	Purchase
GUNKUL Mr. GUNKUL DHUMRONGPIYAWUT	Common Share	06-07-22	6,000,000	5.35	32,100,000	Purchase
HTC Mrs. PARIYA CHIRABANDHU	Common Share	06-07-22	10,000	29.00	290,000	Purchase
JMART Mr. ADISAK SUKUMVITAYA	Common Share	06-07-22	400,000	45.06	18,024,000	Purchase
JP Mr. SORASIT DAENGPRASERT	Common Share	06-07-22	60,000	4.70	282,000	Purchase
JR Mr. JARUN WIWATJESADAWUT	Common Share	06-07-22	345,000	6.75	2,328,750	Purchase
KUMWEL Captain WERACHET KHAN-NGERN	Common Share	06-07-22	70,000	2.11	147,700	Purchase
LANNA Mr. VANCHAI TOSOMBOON	Common Share	06-07-22	50,000	19.00	950,000	Purchase
MBAX Mr. PRAKIT SEKSARN	Common Share	06-07-22	10,000	5.45	54,500	Purchase
META Mr. Chanon Wangtal	Common Share	07-07-22	1,700,000	0.43	731,000	Purchase
MJD Miss PETRADA POOLVORALAKS	Common Share	05-07-22	100,000	1.62	162,000	Purchase
MJD Miss PETRADA POOLVORALAKS	Common Share	05-07-22	100,000	1.63	163,000	Purchase
MJD Miss PETRADA POOLVORALAKS	Common Share	06-07-22	20,000	1.57	31,400	Purchase
MJD Miss PETRADA POOLVORALAKS	Common Share	06-07-22	100,000	1.58	158,000	Purchase
MJD Miss PETRADA POOLVORALAKS	Common Share	06-07-22	100,000	1.59	159,000	Purchase
MJD Miss PETRADA POOLVORALAKS	Common Share	06-07-22	100,000	1.60	160,000	Purchase
MTI Mrs. NUALPHAN LAMSAM	Common Share	04-07-22	1,500	120.50	180,750	Purchase
NFC Mr. VIRASAK SUTANTHAVIBUL	Common Share	06-07-22	200,000	5.31	1,062,000	Sale
PACO Mr. TANEST LERTKAJORNKITTI	Common Share	07-07-22	200,000	2.30	460,000	Purchase
PG Mr. PIRANART CHOKWATANA	Common Share	06-07-22	6,000	6.70	40,200	Purchase
PRAPAT Miss WENA CHAISRISOPHONKIT	Common Share	07-07-22	10,000	1.28	12,800	Purchase
PRINC Mr. VEERA SRICHANACHAICHOK	Common Share	05-07-22	699,400	7.13	4,986,722	Sale
PROUD Mr. PUMIPAT SINACHAROEN	Common Share	06-07-22	8,600	1.57	13,502	Purchase
PROUD Mr. PUMIPAT SINACHAROEN	Common Share	06-07-22	70,000	1.53	107,100	Purchase
PROUD Mr. PUMIPAT SINACHAROEN	Common Share	06-07-22	50,000	1.45	72,500	Purchase
RICHY Miss APA ATABOONWONGSE	Common Share	06-07-22	11,184,810	1.00	11,184,810	Acceptance of Transfer
RICHY Miss PICHAYA TANSODE	Common Share	06-07-22	11,184,810	1.00	11,184,810	Transfer
S11 Mr. Christopher Tay charles	NVDR : underlying securities ordinary SHARE	05-07-22	7,800	5.40	42,120	Purchase
SABINA Miss VACHIRAWAN YAMSRI	Common Share	01-07-22	80,000	23.05	1,844,000	Purchase
SABINA Miss VACHIRAWAN YAMSRI	Common Share	04-07-22	91,500	22.74	2,080,710	Purchase
SABUY Mr. SARAN SUPAKSARAN	Common Share	06-07-22	5,000	17.90	89,500	Purchase
SABUY Mr. SARAN SUPAKSARAN	Warrant	06-07-22	2,000	15.30	30,600	Purchase
SALEE Mr. SUCHART CHIVAPORNTHIP	Common Share	06-07-22	133,100	1.11	147,741	Purchase
SFLEX Mr. PRINTHORN APITHANASRIWONG	Common Share	06-07-22	100,000	3.26	326,000	Purchase
SIMAT Mr. BOONLERD IEWPORNCHAI	Common Share	05-07-22	10,000	2.32	23,200	Purchase
SIMAT Mr. BOONLERD IEWPORNCHAI	Common Share	06-07-22	100,000	2.26	226,000	Purchase
SITHAI Mr. PONGSAK KANTIRATANAWONG	Common Share	06-07-22	100,000	1.25	125,000	Purchase
SSP Miss THANTAPORN KRAIPISITKUL	Common Share	05-07-22	1,100,000	8.73	9,603,000	Purchase
SSP Miss THANTAPORN KRAIPISITKUL	Common Share	06-07-22	20,000	8.55	171,000	Purchase
SSP Mr. VARUT TUMMAVARANUKUB	Common Share	05-07-22	60,000	8.85	531,000	Purchase
SSP Mr. VARUT TUMMAVARANUKUB	Common Share	05-07-22	10,000	8.90	89,000	Purchase
SSP Mr. VARUT TUMMAVARANUKUB	Common Share	06-07-22	50,000	8.70	435,000	Purchase
STP Mr. SURACHAI TARAWATANATHAM	Common Share	05-07-22	3,000	12.77	38,310	Purchase
SVT Mr. SUVIT THANIVAVARN	Common Share	06-07-22	50,000	3.48	174,000	Sale
TEAM Mr. CHAKKAPHANT MANUTSATHIT	Common Share	05-07-22	100,000	3.24	324,000	Purchase
THG Mr. BOON VANASIN	Common Share	05-07-22	50,000	65.29	3,264,500	Purchase
TMILL Mr. PRAPAS CHUTIMAVORAPHAND	Common Share	05-07-22	82,500	3.74	308,550	Purchase
TMILL Mr. PRAPAS CHUTIMAVORAPHAND	Common Share	06-07-22	5,000	3.62	18,100	Purchase
TMT Mr. PRAWAS SONTAWAKUL	Common Share	06-07-22	10,000	8.21	82,100	Purchase
TMT Mrs. RATANAVALLEE GORSANAN	Common Share	05-07-22	90,000	8.57	771,300	Purchase
TSTE Mr. PRAPAS CHUTIMAVORAPHAND	Common Share	05-07-22	3,000	6.97	20,910	Purchase
TWPC Mr. Ren hua Ho	NVDR : underlying securities ordinary SHARE	05-07-22	32,600	6.10	198,860	Purchase
UBE Miss SUREEYOT KHOWSURAT	Common Share	06-07-22	130,000	1.81	235,300	Purchase
UTP Mr. KUMJORN CHUENCHOOCHIT	Common Share	05-07-22	39,300	15.80	620,940	Purchase
UVAN Mr. APIRAG VANICH	Common Share	06-07-22	154,100	7.81	1,203,521	Purchase
WFX Miss SUPREEYA SINTUPHAN	Common Share	06-07-22	8,200	7.00	57,400	Purchase
WPH Mr. VIT LEELAWAT	Common Share	04-07-22	600,000	4.66	2,796,000	Sale
			Total		Purchase 83,970,946	
					Sale 9,018,722	
					Net 74,952,224	

2. 12-month cumulative net buy/sell for SCBS-covered stocks with activity as of last close

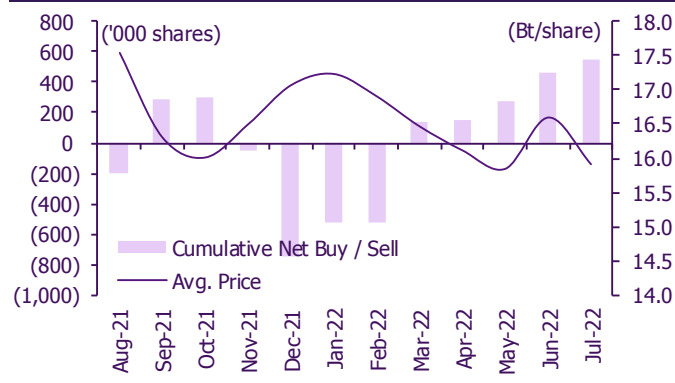
ACE



AP



UTP



Corporate calendar

July				
Monday	Tuesday	Wednesday	Thursday	Friday
4	5	6	7	8
New warrant TVD-W3 TNDT-W1 XD LHSC Bt0.12 QHPF Bt0.11 Share listing GCAP 1,836,547 Shares IRCP 6,052,588 Shares NINE 984,000,000 Shares PERM 11,305,197 Shares SDC 16,835,016 Shares	New warrant STOWER-W4 Market change BIZ to SET Index Share listing AS 6,992,758 Shares BM 3,177,100 Shares JCKH 24,390,243 Shares UREKA 1,415,428 Shares	Share listing AJA 31,650,293 Shares ANAN 30 Shares PPPM 16,666,666 Shares	New securities BLESS (mai index) Share listing CHAYO 32,738 Shares DOHOME 150,000 Shares GRAND 55,555,555 Shares IRCP 11,648,745 Shares JKN 3,538,570 Shares JMART 5,088,707 Shares JMT 100,386 Shares SINGER 2,961,679 Shares TNDT 4,778,972 Shares	New securities NCAP-W1 PPPM-W5 TH-W3 Share listing BYD 399,751 Shares EFORL 30 Shares JCK 20,000,000 Shares KWM 1,248,468 Shares MVP 13,690,027 Shares PPPM 25,423,728 Shares
11	12	13	14	15
XD STANLY Bt8.5 XW ECL 3 : 1		Asarnha Bucha Day	XE 7UP-W4 1 : 1 @Bt2.25	
18	19	20	21	22
		PD AEONTS Bt2.65 LHSC Bt0.12 QHPF Bt0.11		
25	26	27	28	29
XE ALL-W1 1 : 2.2 @Bt1.2725	XD VGI Bt0.02	PD STANLY Bt8.5	H.M. King Maha Vajiralongkorn Phra Vajiraklaochaoyuhua's Birthday	Additional special holiday

XD - Cash Dividend
XD(ST) - Stock Dividend

PD - Payment Date
XR - Rights for Common

XW - Rights for Warrant
XT - Rights for Transferable Subscription Right

XE - Warrant Exercise
CW - Capital write-down

SP - Suspension

Disclaimer

The information in this report has been obtained from sources believed to be reliable. However, its accuracy or completeness is not guaranteed. Any opinions expressed herein reflect our judgment at this date and are subject to change without notice. This report is for information only. It is not to be construed as an offer, or solicitation of an offer to sell or buy any securities. We accept no liability for any loss arising from the use of this document. We or our associates may have an interest in the companies mentioned therein.

SCB Securities Company Limited ("SCBS") is a wholly-owned subsidiary of The Siam Commercial Bank Public Company Limited ("SCB"). Any information related to SCB is for sector comparison purposes.

This document is prepared by SCB Securities Company Limited ("SCBS") which is wholly-owned by the Siam Commercial Bank Public Company Limited ("SCB"). SCB acts as financial advisor of the SCG Chemicals Public Company Limited (SCGC). Any opinions, news, research, analyses, prices, statements, forecasts, projections and/or other information contained in this document (the "Information") is provided as general information purposes only and shall not be construed as individualized recommendation of an offer to buy or sell or the solicitation of an offer to buy or sell any securities. SCBS and/or its directors, officers and employees shall not be liable for any direct, indirect, incidental, special or consequential loss or damage, resulting from the use of or reliance on the Information, including without limitation to, damages for loss of profits. The investors shall use the Information in association with other information and opinion, including their own judgment in making investment decision. The Information is obtained from sources believed to be reliable, and SCBS cannot guarantee the accuracy, completeness and/or correctness of the Information.

This document is prepared by SCB Securities Company Limited ("SCBS") which is wholly-owned by The Siam Commercial Bank Public Company Limited ("SCB"). SCB may be appointed to act as financial advisor in relation to transactions to be carried out by Thai Oil Company Limited. Any opinions, news, research, analyses, prices, statements, forecasts, projections and/or other information contained in this document (the "Information") is provided as general information purposes only and shall not be construed as individualized recommendation of an offer to buy or sell or the solicitation of an offer to buy or sell any securities. SCBS and/or its directors, officers and employees shall not be liable for any direct, indirect, incidental, special or consequential loss or damage, resulting from the use of or reliance on the Information, including without limitation to, damages for loss of profits. The investors shall use the Information in association with other information and opinion, including their own judgment in making investment decision. The Information is obtained from sources believed to be reliable, and SCBS cannot guarantee the accuracy, completeness and/or correctness of the Information.

This document is prepared by SCB Securities Company Limited ("SCBS") which is wholly-owned by The Siam Commercial Bank Public Company Limited ("SCB"). SCB has acted as Financial Advisor, Lead Arranger of Global Power Synergy Public Company Limited. Any opinions, news, research, analyses, prices, statements, forecasts, projections and/or other information contained in this document (the "Information") is provided as general information purposes only, and shall not be construed as individualized recommendation of an offer to buy or sell or the solicitation of an offer to buy or sell any securities. SCBS and/or its directors, officers and employees shall not be liable for any direct, indirect, incidental, special or consequential loss or damage, resulting from the use of or reliance on the Information, including without limitation to, damages for loss of profits. The investors shall use the Information in association with other information and opinion, including their own judgment in making investment decision. The Information is obtained from sources believed to be reliable, and SCBS cannot guarantee the accuracy, completeness and/or correctness of the Information.

This document is prepared by SCB Securities Company Limited ("SCBS") which is wholly-owned by The Siam Commercial Bank Public Company Limited ("SCB"). SCB Asset Management Company Limited ("SCBAM") which is wholly-owned by The Siam Commercial Bank Public Company Limited ("SCB"). SCB has acted as Financial Advisor of Digital Telecommunications Infrastructure Fund. SCBAM has acted as Fund Manager of Digital Telecommunications Infrastructure Fund. Any opinions, news, research, analyses, prices, statements, forecasts, projections and/or other information contained in this document (the "Information") is provided as general information purposes only, and shall not be construed as individualized recommendation of an offer to buy or sell or the solicitation of an offer to buy or sell any securities. SCBS and/or its directors, officers and employees shall not be liable for any direct, indirect, incidental, special or consequential loss or damage, resulting from the use of or reliance on the Information, including without limitation to, damages for loss of profits. The investors shall use the Information in association with other information and opinion, including their own judgment in making investment decision. The Information is obtained from sources believed to be reliable, and SCBS cannot guarantee the accuracy, completeness and/or correctness of the Information.

SCBS reserves the right to modify the Information from time to time without notice and in its sole discretion. This document is delivered to intended recipient(s) only and is not permitted to reproduce, retransmit, disseminate, sell, distribute, republish, circulate or commercially exploit the Information in any manner without the prior written consent of SCBS.

Futures and Options trading carry a high level of risk with the potential for substantial losses, and are not suitable for all persons. Before deciding to trade Futures and Options, you should carefully consider your financial position, investment objectives, level of experience, and risk appetite if Futures and Options trading are appropriate. The possibility exists that you could sustain a loss of some or all of your initial investment. You should be aware of all the risks associated with Futures and Options trading, and you are advised to rely on your own judgment while making investment decision and/or should seek advice from professional investment advisor if you have any doubts.

This document is delivered to intended recipient(s) only and is not permitted to reproduce, retransmit, disseminate, sell, distribute, republish, circulate or commercially exploit the Information in any manner without the prior written consent of SCBS.

Copyright©2012 SCB Securities Company Limited. All rights reserved.

CG Rating 2021 Companies with CG Rating

Companies with Excellent CG Scoring

AAV, ADVANC, AF, AH, AIRA, AKP, AKR, ALT, AMA, AMATA, AMATAV, ANAN, AOT, AP, ARIP, ARROW, ASP, AUCTION, AWC, AYUD, BAFS, BANPU, BAY, BBL, BCP, BCPG, BDMS, BEM, BGC, BGRIM, BIZ, BKI, BOL, BPP, BRR, BTS, BTW, BWG, CENTEL, CFRESH, CHEWA, CHO, CIMBT, CK, CKP, CM, CNT, COM7, COMAN, COTTO, CPALL, CPF, CPI, CPN, CRC, CSS, DDD, DELTA, DEMCO, DRT, DTAC, DUSIT, EA, EASTW, ECF, ECL, EE, EGCO, EPG, ETC, FPI, FPT, FSMART, GBX, GC, GCAP, GFPT, GGC*, GLAND, GLOBAL, GPI, GPSC, GRAMMY, GULF, GUNKUL, HANA, HARN, HMPRO, ICC, ICHI, III, ILINK, ILM, INTUCH, IP, IRPC, ITTEL, IVL, JSP, JWD, K, KBANK, KCE, KKP, KSL, KTB, KTC, LALIN, LANNA, LH, LHFG, LIT, LPN, MACO, MAJOR, MAKRO, MALEE, MBK, MBKET, MC, MCOT, METCO, MFEC, MINT, MONO, MOONG, MSC, MTC, MVP, NCL, NEP, NER, NKI, NOBLE, NSI, NVD, NWR, NYT, OISHI, OR, ORI, OSP, OTO, PAP, PCSGH, PDG, PDJ, PG, PHOL*, PLANB, PLANET, PLAT, PORT, PPS, PR9, PREB, PRG, PRM, PROUD, PSH, PSL, PTG, PTT, PTTEP, PTTGC, PYLON, Q-CON, QH, QTC, RATCH, RS, S, S & J, SAAM, SABINA, SAMART, SAMTEL, SAT, SC, SCB, SCC, SCCC, SCG, SCGP, SCM, SDC, SEAFCO, SEAOL, SE-ED, SELIC, SENA, SHR, SIRI, SIS, SITHAI, SMK, SMPK, SNC, SONIC, SPALI, SPI, SPRC, SPVI, SSSC, SST, STA, STEC*, STI, SUN, SUSCO, SUTHA, SVI*, SYMC, SYNTEC, TACC, TASCOT, TCAP, TEAMG, TFMAMA, TGH, THANA, THANI, THCOM, THG, THIP, THRE, THREL, TIP*, TIPCO, TISCO, TK, TKT, TMT, TNDT, TNITY, TOA, TOP, TPBI, TQM, TRC, TRU, TRUE, TSC, TSR, TSTE, TSTH, TTA, TTB, TTCL, TTW, TU, TVD, TVI, TVO, TWPC, U, UAC, UBIS, UV, VGI, VIH, WACOAL, WAVE, WHA, WHAUP, WICE, WINNER, ZEN

Companies with Very Good CG Scoring

2S, 7UP, ABICO, ABM, ACE, ACG, ADB, AEONTS, AGE, AHC, AIT, ALL, ALLA, ALUCON, AMANAH, AMARIN, APCO, APCS, APURE, AQUA, ASEFA, ASIAN, ASK, ATP30, BA, BC, BEC, BFIT, BJCHI, BR, CBG, CGH, CHAYO, CHOTI, CI, CMC, CPL, CRD, CSP, DCC, ASAP, ASIA, ASIMAR, ASN, B, BAM, BCH, BEYOND, BJC, BLA, BROOK, CEN, CHARAN, CHG, CHOW, CIG, COLOR, CPW, CSC, CWT, DCON, DHOUSE, DOD, DOHOME, DV8, EASON, EFORL, ERW, ESSO, ESTAR, ETE, FE, FLOYD, FN, FNS, FORTH, FSS, FTE, FVC, GEL, GENCO, GJS, GYT, HPT, HMT, HTC, HYDRO, ICN, IFS, IMH, IND, INET, INSET, INSURE, IRC, IRCP, IT, ITD*, J, JAS, JCK, JCKH, JMART, JMT, KBS, KCAR, KEX, KGI, KIAT*, KISS, KOOL, KTIS, KUMWEL, KUN, KWC, KWM, L&E, LDC, LEO, LHK, LOXLEY, LRH, LST, M, MATCH, MBAX, MEGA, META, MFC*, MGT, MICRO, MILL, MITSIB, MK, MODERN, MTI, NBC, NCAP, NCH, NETBAY, NEX, NINE, NRF, NTV, OCC, OGC, PATO, PB, PICO, PIMO, PJW, PL, PM, PMTA, PPP, PPPM, PRIME, PRIN, PRINC, PSTC, PT, QLT, RBF, RCL, RICHY, RML, ROJNA, RPC, RT, RWI, S11, SA, SAK, SALEE, SAMCO, SANKO, SAPPE, SAWAD, SCI, SCN, SCP, SE, SFLEX, SFP, SFT, SGF, SIAM, SINGER, SKE, SKN, SKR, SKY, SLP, SMIT, SMT, SNP, SO, SORKON, SPA, SPC, SPCG, SR, SRICHA, SSC, SSF, STANLY, STGT, STOWER*, STPI, SUC, SWC, SYNEX, T, TAE, TAKUNI, TBSP, TCC, TCMC, TEAM, TFG, TFI, TIGER, TITLE, TKN, TKS, TM, TMC, TMD, TMI, TMILL, TNL, TNP, TOG, TPA, TPAC, TPCS, TPS, TRITN, TRT, TSE, TVT, TWP, UEC, UMI, UOBKH, UP, UPF, UPOIC, UTP, VCOM, VL, VNT, VPO, VRANDA, WGE, WIJK, WP, XO, XPG, YUASA

Companies with Good CG Scoring

A, AI, AIE, AJ, AMC, APP, AQ, ARIN, AS, AU, B52, BEAUTY, BGT, BH, BIG, BLAND, BM, BROCK, BSBM, BSM, BYD*, CCP, CITY, CMO, CPT, CSR, EKH, EP, FMT, GLOCON*, GSC, HTECH, IHL, INGRS, JAK, JTS, KASET, KK, KWG, LEE, BTNC, CAZ, CGD, CMAN, CMR, CRANE, D, EMC, F&D, GIFT, GREEN, GTB, HUMAN, IIG, INOX, JR, JUBILE, KCM, KKC, KYE, LPH, MATI, M-CHAI, MCS, MDX, MJD, MORE, MUD, NC, NDR, NFC, NNCL, NOVA, NPK, NUSA, OCEAN, PAF, PF, PK, PLE, PPM, PRAKIT, PRAPAT, PRECHA, PTL, RCI*, RJH, RP, RPH, RSP, SABUY, SF, SGP, SICT, SIMAT, SISB, SK, SMART, SOLAR, SPACK, SPG, SQ, SSP, STARK, STC, SUPER, SVOA, TC, TCCC, THMUI, TNH, TNR, TOPP, TPCH, TPIPL, TPIPP, TPLAS, TPOLY, TQR, TTI, TYCN, UKEM, UMS, UNIQ, UPA, UREKA, VIBHA, W, WIN, WORK, WPH, YGG, ZIGA

Corporate Governance Report

The material contained in this publication is for general information only and is not intended as advice on any of the matters discussed herein. Readers and others should perform their own independent analysis as to the accuracy or completeness or legality of such information. The Thai Institute of Directors, its officers, the authors and editor make no representation or warranty as to the accuracy, completeness or legality of any of the information contained herein. By accepting this document, each recipient agrees that the Thai Institute of Directors Association, its officers, the authors and editor shall not have any liability for any information contained in, or for any omission from, this publication.

The survey result is as of the date appearing in the Corporate Governance Report of Thai Listed Companies. As a result, the survey result may be changed after that date. SCB Securities Company Limited does not conform nor certify the accuracy of such survey result.

To recognize well performers, the list of companies attaining "Good", "Very Good" and "Excellent" levels of recognition

(Not including listed companies qualified in the "no announcement of the results" clause from 1 January 2020 to 26 October 2021) is publicized.

¹ TIP was voluntarily delisted from the Stock Exchange of Thailand effectively on July 24, 2021

² RCI was voluntarily delisted from the Stock Exchange of Thailand, effectively on July 16, 2021

* บริษัทหรือกรรมการหรือผู้บริหารของบริษัทที่มีข่าวด้านกฏการกีดกันผู้ถือหุ้น เช่น การกระทำความผิดเกี่ยวกับหลักทรัพย์ การทุจริต คอรัปชั่น เป็นต้น ซึ่งการใช้ข้อมูล CGR ควรระมัดระวังถึงข้อดังกล่าวประกอบด้วย

Anti-corruption Progress Indicator

Certified (ได้รับการรับรอง)

2S, 7UP, ADVANC, AF, AI, AIE, AIRA, AKP, AMA, AMANAH, AMATA, AMATAV, AP, APCS, AQUA, ARROW, AS, ASIAN, ASK, ASP, AWC, AYUD, B, BAFS, BAM, BANPU, BAY, BBL, BCH, BCP, BCPG, BEB, BEYOND, BGC, BGRIM, BKI, BLA, BPP, BROOK, BRR, BSBM, BTS, BWG, CEN, CENTEL, CFRESH, CGH, CHEWA, CHOTI, CHOW, CIG, CIMBT, CM, CMC, COM7, COTTO, CPALL, CPF, CPI, CPN, CSC, DCC, DELTA, DEMCO, DIMET, DRT, DTAC, DUSIT, EA, EASTW, ECL, EGCO, EP, EPG, ERW, ESTAR, ETE, FE, FNS, FPI, FPT, FSMART, FSS, FTE, GBX, GC, GCAP, GEL, GFPT, GGC, GJS, GPI, GPSC, GSTEEL, GULF, GUNKUL, HANA, HARN, HEMP, HENG, HMPRO, HTC, ICC, ICHI, IFS, ILINK, INET, INSURE, INTUCH, IRC, IRPC, ITTEL, IVL, JKN, JR, K, KASET, KBANK, KBS, KCAR, KCE, KGI, KKP, KSL, KTB, KTC, KWI, L&E, LANNA, LH, LHFG, LHK, LPN, LRH, M, MAKRO, MALEE, MATCH, MBAX, MBK, MC, MCOT, META, MFC, MFE, MILL, MINT, MONO, MOONG, MSC, MST, MTC, MTI, NATION, NBC, NEP, NINE, NKI, NOBLE, NOK, NSI, NWR, OCC, OGI, ORI, PAP, PATO, PB, PCSGH, PDG, PDJ, PG, PHOL, PK, PL, PLANB, PLANET, PLAT, PM, PPT, PPPM, PPS, PR9, PREB, PRG, PRINC, PRM, PROS, PSH, PSL, PSTC, PT, PTG, PTT, PTTEP, PTTGC, PYLON, Q-CON, QH, QLT, QTC, RATCH, RML, RWI, S & J, SAAM, SABINA, SAPPE, SAT, SC, SCB, SCC, SCCC, SCG, SCGP, SCM, SDC, SEAFCO, SE-ED, SELIC, SENA, SGP, SINGER, SIRI, SITHAI, SKR, SMIT, SMC, SMPK, SNC, SNP, SORKON, SPACK, SPALI, SPC, SPI, SPRC, SRICHA, SSF, SSP, SSSC, SST, STA, STOWER, SUSCO, SVI, SYMC, SYNTEC, TAE, TAKUNI, TASCOT, TCAP, TCMC, TFG, TFI, TFMAMA, TGH, THANI, THCOM, THIP, THRE, THREL, TIDLOR, TIPCO, TISCO, TKS, TKT, TMILL, TMT, TNITY, TNL, TNP, TNR, TOG, TOP, TOPP, TPA, TPCS, TPP, TRU, TRUE, TSC, TSTE, TSTH, TTA, TTB, TTCL, TU, TVD, TVI, TVO, TWPC, U, UBE, UBIS, UEC, UKEM, UOBKH, UPF, UV, VGI, VIH, WACOAL, WHA, WHAUP, WICE, WIJK, XO, YUASA, ZEN, ZIGA

Declared (ประกาศเจตนารมณ์)

AH, AJ, ALT, APCO, B52, BEC, CHG, CI, CPL, CPR, CPW, CRC, DDD, DHOUSE, DOHOME, ECF, EKH, ETC, EVER, FLOYD, GLOBAL, III, ILM, INOX, JTS, KEX, KUMWEL, LDC, MAJOR, MEGA, NCAP, NOVA, NRF, NUSA, NYT, OR, PIMO, PLE, RS, SAK, SIS, STECH, STGT, SUPER, SVT, TKN, TMI, TQM, TSI, VARO, VCOM, VIBHA, WIN

N/A

3K-BAT, A, A5, AAV, ABICO, ABM, ACAP, ACC, ACE, ACG, ADB, ADD, AEONTS, AFC, AGE, AHC, AIT, AJA, AKR, ALL, ALLA, ALPHAX, ALUCON, AMARIN, AMC, AMR, ANAN, AOT, APEX, APP, APURE, AQ, ARIN, ARIP, ASAP, ASEFA, ASIA, ASIMAR, ASN, ASW, ATP30, AU, AUCTION, BA, BBGI, BBIK, BC, BCT, BDMS, BEAUTY, BEM, BFIT, BGT, BH, BIG, BIOTECH, BIS, BIZ, BJC, BJCHI, BKD, BLAND, BLISS, BM, BOL, BR, BRI, BROCK, BSM, BTNC, BTW, BUI, BYD, CAZ, CBG, CCET, CCP, CEYE, CGD, CHARAN, CHAYO, CHO, CITY, CIVIL, CK, CKP, CMAN, CMO, CMR, CNT, COLOR, COMAN, CPANEL, CPH, CPT, CRANE, CRD, CSP, CSR, CSS, CTW, CV, CWT, D, DCON, DITTO, DMT, DOD, DPAINT, DTIC, DV8, EASON, EE, EFORL, EMC, ESSO, F&D, FANCY, FMT, FN, FORTH, FTI, FVC, GENCO, GIFT, GL, GLAND, GLOCON, GLORY, GRAMMY, GRAND, GREEN, GSC, GTB, GYT, HFT, HL, HPT, HTECH, HUMAN, HYDRO, ICN, IFEC, IHL, IIG, IMH, IND, INGRS, INSET, IP, IRCP, IT, ITD, J, JAK, JAS, JCK, JCKH, JCT, JDF, JMART, JMT, JP, JUBILE, JWD, KAMART, KC, KCC, KCM, KDH, KIAT, KISS, KK, KKC, KOOL, KTIS, KUN, KWC, KWM, KYE, LALIN, LEE, LEO, LIT, LOXLEY, LPH, LST, MACO, MANRIN, MATI, MAX, M-CHAI, MCS, MDX, MENA, METCO, MGT, MICRO, MIDA, MITSIB, MJD, MK, ML, MODERN, MORE, MPIC, MUD, MVP, NC, NCH, NCL, NDR, NER, NETBAY, NEW, NEWS, NEX, NFC, NNCL, NPK, NSL, NV, NVD, OHTL, OISHI, ONEE, OSP, OTO, PACE, PACO, PAE, PAF, PEACE, PERM, PF, PICO, PIN, PJW, PLUS, PMTA, POLAR, POMPUI, PORT, POST, PPM, PRAKIT, PRAPAT, PRECHA, PRIME, PRIN, PRO, PROEN, PROUD, PSG, PTC, PTECH, PTL, RAM, RBF, RCL, RICHY, RJH, ROCK, ROH, ROJNA, RP, RPC, RPH, RSP, RT, S, S11, SA, SABUY, SAFARI, SALEE, SAM, SAMART, SAMCO, SAMTEL, SANKO, SAUCE, SAWAD, SAWANG, SCI, SCP, SDC, SE, SEAFCO, SECURE, SENAJ, SFLEX, SFP, SFT, SGF, SHANG, SHR, SIAM, SICT, SIMAT, SISB, SK, SKE, SKN, SKY, SLM, SLP, SMART, SMD, SMT, SNNP, SO, SOLAR, SONIC, SPA, SPCG, SPG, SPVI, SQ, SR, SSC, SSS, STANLY, STARK, STC, STEC, STHAI, STI, STP, STPI, SUC, SUN, SUTHA, SVH, SVOA, SWC, SYNEX, TACC, TAPAC, TC, TCC, TCCC, TCJ, TCOAT, TEAM, TEAMG, TEKA, TFM, TGPRO, TH, THAI, THANA, THE, THG, THL, THMUI, TIGER, TIPH, TITL, TK, TKC, TM, TMC, TMD, TMW, TNDT, TNH, TNEL, TOA, TPAC, TPBI, TPCH, TPIPL, TPIPP, TPLAS, TPOLY, TPS, TQR, TR, TRC, TRITN, TRT, TRUBB, TRV, TSE, TSF, TSR, TTI, TTT, TTW, TVT, TWP, TWZ, TYCN, UAC, UMI, UMS, UNIQ, UP, UPA, UPOIC, UREKA, UTP, UVAN, VL, VNG, VPO, VRANDA, W, WAVE, WFX, WGE, WINMED, WINNER, WORK, WORLD, WP, WPH, XPG, YGG

Explanations

Companies participating in Thailand's Private Sector Collective Action Coalition Against Corruption programme (Thai CAC) under Thai Institute of Directors (as of May 9, 2022) are categorised into: companies that have declared their intention to join CAC, and companies certified by CAC.