



Market today

“Still in recovery if it can stay between 1,540 – 1,550”

The SET is seen as being in recovery, supported by the return of foreign buying on fund inflows after the Thai baht's depreciation slowed. A short-term support range is between 1,540 and 1,550. If it can avoid falling below this range, it is a good signal for recovery. Resistance is at between 1,570 and 1,577. This week's focus is on June US inflation, to be released July 13.



Today's highlights

- Atlanta Fed reported 2Q22 GDP is forecast at -1.2% from -1.9%, according to GDPNow, after June nonfarm payroll came in better than expected.
- The BoT said it will let the Thai baht move with market forces and it will not intervene to control fund outflow, expecting the baht to appreciate and rates to go up in the second half of the year.
- This week's data releases: June US inflation on July 13, June US PPI on July 14, China 2Q22 GDP and June US retail sales on July 15.



Strategy today

In the short-term, even though the SET cannot expect an aggressive recovery as the economic picture as a whole is not good, downside seems to be limited and SET valuation at around 1,500 is interesting, both fundamentally and technically. Therefore, for investors who can accept risks, we suggest “selective buy” in good quality stocks with specific positive drivers or those whose prices have dropped sharply.

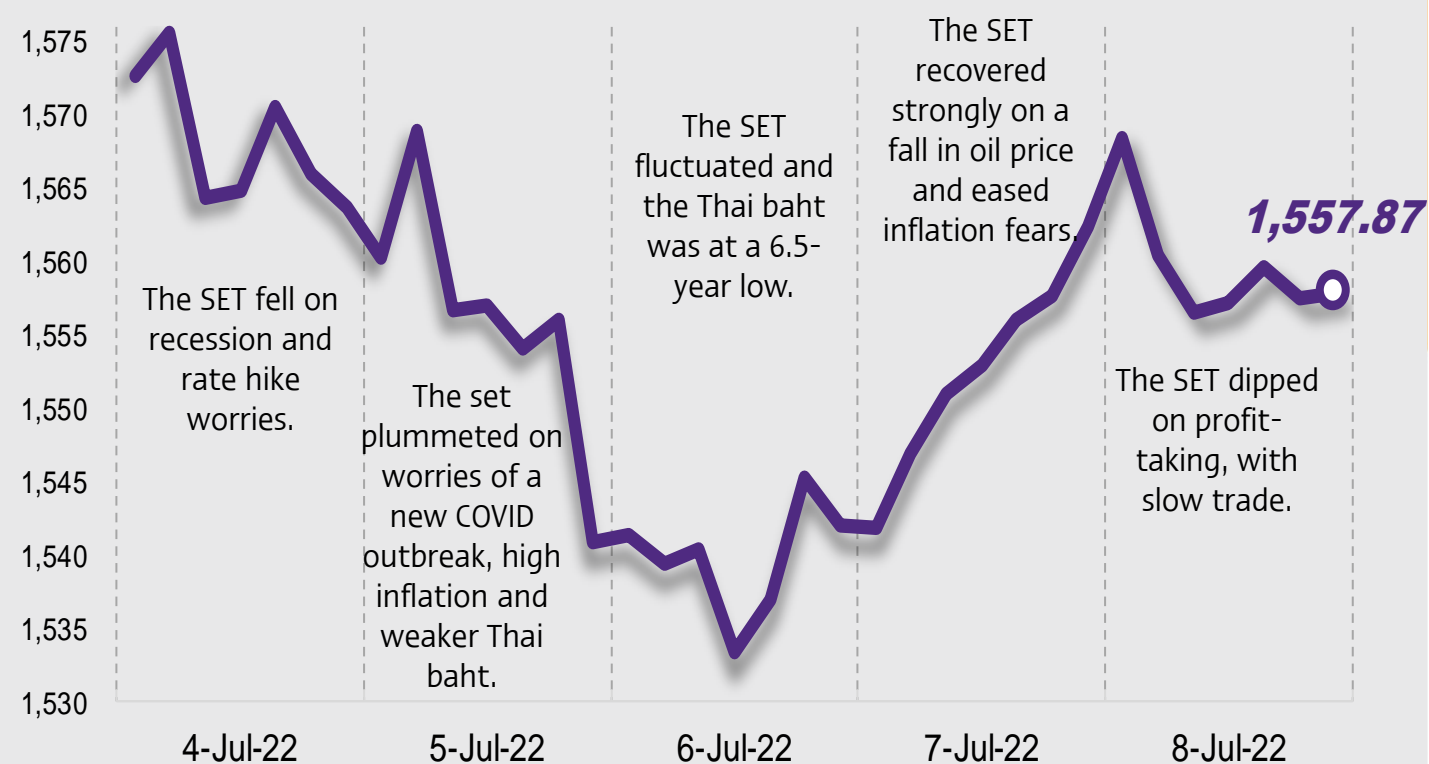
See the end of this report for disclaimer

Daily report

Monday, July 11, 2022

Support - Resistances

1550/1540 – 1570/1577



Trading today

Weekly portfolio: Investment view is still with cautious and selective. We recommend good-quality stocks with signs of earnings recovery, with specific positive drivers and a sharp fall in stock price:

- 1) stocks that benefit from reduction of costs after a fall in commodity prices (soybean meal, corn, aluminium), improving margin – OSP, CBF, CPF and GFPT;
- 2) banks whose 2Q22 earnings are expected to grow both YoY and QoQ, and benefit from an upward interest rate trend – KBANK and BBL;
- 3) defensive stocks whose prices are already down sharply and reflect concerns over the slowdown in purchasing power while earnings are in the process of recovering – BJC, CRC, HMPRO and GULF.



Daily focus

PTTEP: Stock price benefits from a tighter world oil market while 2Q22 earnings are expected to double QoQ to Bt20.4bn (release August 1) on a lower loss from oil price hedging contracts and strong crude oil price.

KBANK: is expected to report 2Q22 earnings of Bt11.9bn, up 34% YoY and 6% QoQ from lower provisions and higher NII. Valuation is interesting on a 21% YoY recovery in earnings in 2022 and the benefits from entering an upward cycle for interest rates.

Today's reports

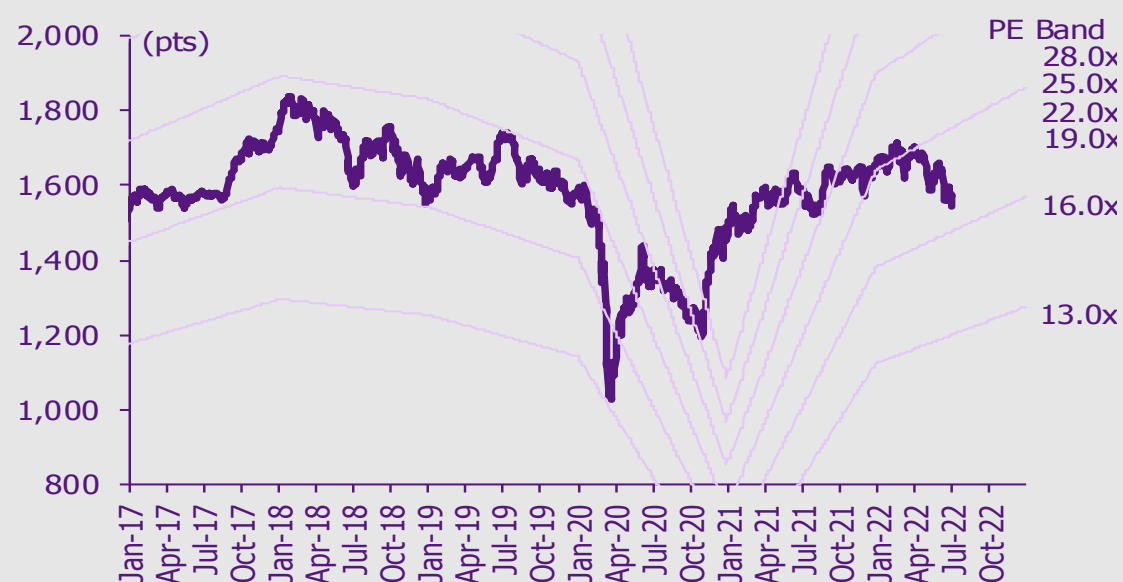
CPALL – Solid 2Q22F growth YoY

SCGP – Gradual improvement QoQ in 2Q22F

What to watch

Date	Event
11 Jul	Economic release: JP – PPI for Jun
12 Jul	Economic release: CN – CPI and PPI for Jun, trade balance for Jun
13 Jul	Economic release: EU – Industrial production for May, US – CPI for Jun, crude oil inventories
14 Jul	Economic release: US – PPI for Jun, unemployment claims
15 Jul	Economic release: EU – Trade balance for May, US – Retail sales for Jun, industrial production for Jun, CN – GDP for 2Q22, retail sales, industrial production and unemployment rate for Jun

SET Index movement



See the end of this report for disclaimer

SET index series

Index	8 Jul (pts)	Chg (pts)	Chg (%)	Value (Btmn)
SET	1,557.87	(4.50)	(0.29)	54,578.80
SET50	954.36	(0.49)	(0.05)	34,095.18
SET100	2,156.41	(4.12)	(0.19)	40,956.46
sSET	1,010.56	(4.56)	(0.45)	1,424.32
SETCLMV	990.72	(0.31)	(0.03)	24,623.13
SETHD	1,140.57	(0.05)	0.00	13,322.44
SETTHSI	997.72	(0.66)	(0.07)	33,367.01
SETWB	978.59	(1.86)	(0.19)	11,889.04
mai	572.34	(4.68)	(0.81)	3,356.39

Trading summary by investor type

(Btmn)	8 Jul	WTD	MTD	YTD
Foreign				
Net	1,709	1,344	597	113,226
Breakdown (%)	53.06	49.81	49.61	46.96
Institution				
Net	(1,604)	(3,818)	(2,746)	(91,721)
Breakdown (%)	7.05	8.12	8.44	7.82
PropTrade				
Net	222	(1,054)	(1,677)	(234)
Breakdown (%)	8.79	8.80	8.90	8.56
Individual				
Net	(327)	3,527	3,827	(21,272)
Breakdown (%)	31.11	33.26	33.05	36.67

% of total trade value for each investor type

S50 futures trading by foreign investors

(Contract)	8-Jul	WTD	MTD	YTD
Foreign	(5,000)	13,614	32,404	4,200
Institution	809	(4,313)	(5,973)	7,358
Customer	4,191	(9,301)	(26,431)	(11,558)















Bond trading by foreign investors

(Btmn)	8-Jul	WTD	MTD	YTD
Buy	5,797	12,665	17,728	657,587
Sell	1,556	10,764	15,219	546,708
Net	4,240	1,901	2,509	110,878

Investment Strategy Department

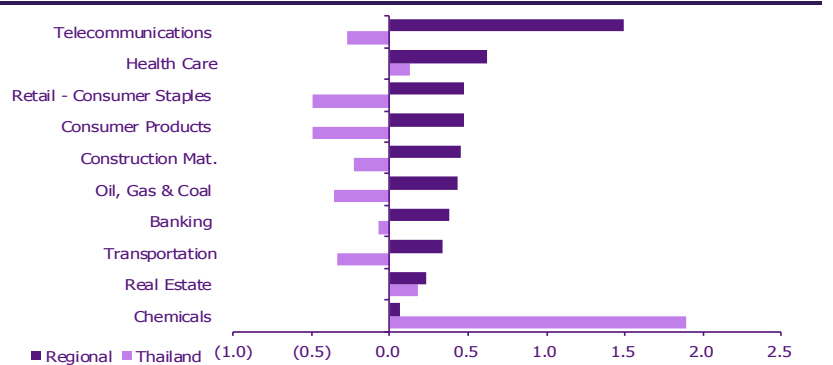
Market update

Global market movement

	8-Jul	Index	Chg (pts)	Performance (%)				PE (x)		EPS gth (%)		PBV (x)		ROE (%)	
				1D	WTD	MTD	YTD	22F	23F	22F	23F	22F	23F	22F	23F
S&P 500		3,899	(3.24)	(0.1)	1.9	3.0	(18.2)	17.0	15.6	18.4	8.8	3.6	3.2	22.1	28.5
Euro Stoxx 600		417	2.11	0.5	2.5	2.4	(14.5)	11.9	11.4	25.2	4.1	1.6	1.5	11.5	11.5
Japan		26,517	26.66	0.1	2.2	0.5	(7.9)	14.8	13.9	1.6	6.7	1.5	1.4	9.6	10.0
Hang Seng		21,726	82.20	0.4	(0.6)	(0.6)	(7.1)	11.2	9.8	(26.2)	14.6	1.2	1.1	11.3	11.2
MSCI Asia x J		653	3.62	0.6	0.8	0.0	(17.2)	12.7	11.4	0.7	11.7	1.5	0.0	11.6	11.5
Philippines		6,362	9.50	0.1	3.2	3.4	(10.7)	15.6	12.9	20.0	21.2	1.5	1.3	8.3	9.6
Indonesia		6,740	87.63	1.3	(0.8)	(2.5)	2.4	15.2	16.0	34.2	(5.1)	2.0	1.8	(7.5)	(7.1)
Malaysia		1,426	7.10	0.5	(1.7)	(1.3)	(9.0)	13.7	12.4	(0.4)	10.7	1.3	1.3	10.2	11.0
Thailand		1,558	(4.50)	(0.3)	(0.9)	(0.7)	(6.0)	16.0	14.5	13.1	10.0	1.6	1.5	8.2	8.9
Asean 4 - simple avg.				0.4	(0.1)	(0.3)	(5.8)	15.1	13.9	16.7	9.2	1.6	1.5	4.8	5.6
China		3,356	(8.32)	(0.2)	(0.9)	(1.3)	(7.8)	11.6	10.2	17.9	13.5	1.4	1.2	11.0	10.9
India		54,482	303.38	0.6	3.0	2.8	(6.5)	19.5	16.7	20.2	16.5	3.0	2.6	15.3	15.7
Singapore		3,131	1.86	0.1	1.2	0.9	0.2	12.5	10.9	9.1	14.8	1.0	1.0	8.9	9.8
Taiwan		14,465	128.26	0.9	0.8	(2.4)	(20.6)	10.0	10.2	9.5	(2.3)	1.8	1.7	20.1	18.1
Korea		2,351	16.34	0.7	2.0	0.8	(21.1)	9.8	8.4	0.4	16.0	0.9	0.0	7.0	11.9
Others				0.4	1.2	0.2	(11.1)	12.7	11.3	11.4	11.7	1.6	1.3	12.5	13.3

Regional sector movement

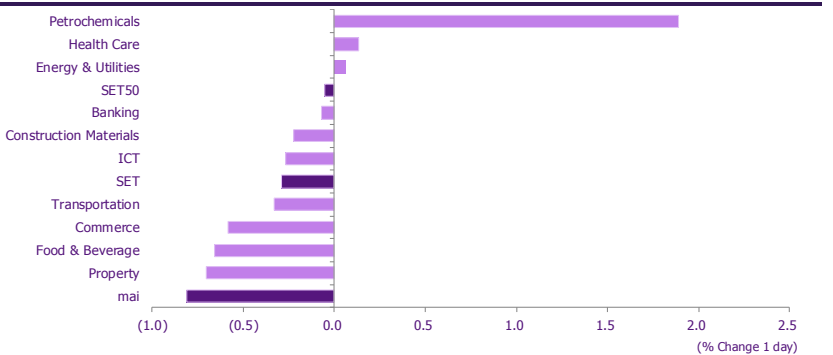
	Price performance (%) *			
	8-Jul	WoW	MoM	YTD
Banking	0.38	(0.29)	(6.19)	(12.38)
Chemicals	0.07	0.43	0.54	(6.24)
Construction Mat.	0.45	0.25	(3.75)	(7.55)
Consumer Products	0.47	0.99	(2.57)	(6.49)
Health Care	0.62	0.51	(0.58)	(12.31)
Oil, Gas & Coal	0.43	(1.46)	(5.77)	(4.76)
Real Estate	0.23	(1.15)	(1.08)	(15.32)
Retail - Consumer Staples	0.47	0.99	(2.57)	(6.49)
Telecommunications	1.49	0.94	(3.14)	(14.89)
Transportation	0.34	(0.15)	(4.86)	(7.39)



* Regional sector price performances (%) are based on US\$ and Thai sector price performances (%) are based on baht

Thailand sector movement

	Price performance (%)			
	8-Jul	WoW	MTD	YTD
Banking	(0.07)	(3.67)	(3.29)	(13.97)
Commerce	(0.58)	0.18	0.92	(5.88)
Construction Materials	(0.23)	(0.44)	(0.16)	(5.54)
Energy & Utilities	0.06	(0.48)	0.10	(2.90)
Food & Beverage	(0.66)	(0.67)	(0.82)	(1.41)
Health Care	0.13	5.49	6.02	19.66
ICT	(0.27)	0.26	0.43	(9.59)
Petrochemicals	1.89	(0.23)	(1.23)	(7.87)
Property	(0.70)	(1.04)	(0.78)	(3.09)
Transportation	(0.33)	(0.12)	(0.34)	6.93
SET	(0.29)	(0.94)	(0.67)	(6.02)
SET50	(0.05)	(0.17)	0.35	(3.67)
MAI	(0.81)	(4.21)	(4.23)	(1.68)



10 Most active stocks by value

Stock	Price (Bt)	Value (Btmn)	Chg (%)
KBANK	143.50	2,995.97	(1.71)
BANPU	12.60	2,542.26	1.61
PTTEP	159.00	2,373.81	1.60
PTT	34.50	1,873.72	(0.72)
SCB	98.75	1,653.23	(0.25)
AOT	70.75	1,382.43	(0.70)
BDMS	26.75	1,191.71	0.00
ADVANC	204.00	1,044.33	(0.49)
BBL	129.50	1,005.60	(0.38)
IVL	46.25	1,000.79	2.78

Top 10 gainers

Stock	Price (Bt)	Value (Btmn)	Chg (%)
PAF	1.71	29.79	14.00
TEAM	3.62	212.58	13.84
TOPP	179.50	0.02	12.89
CHARAN	29.50	0.00	8.26
MATCH	2.12	77.90	6.00
KWI	2.52	71.47	5.88
W	2.54	10.41	5.83
TRITN	0.19	12.19	5.56
SAMART	5.90	7.54	5.36
MPIC	2.14	80.28	4.90

Top 10 losers

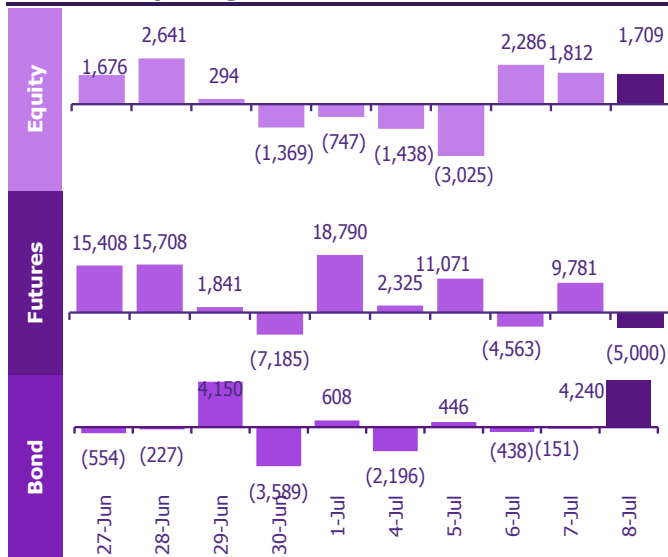
Stock	Price (Bt)	Value (Btmn)	Chg (%)
PPPM	0.11	9.94	(15.38)
TWZ	0.07	0.75	(12.50)
TH	4.34	250.34	(9.58)
KPNPF	5.35	0.39	(9.32)
BIOTEC	1.04	46.42	(7.96)
PRECHA	1.57	13.06	(7.65)
SAWANG	10.50	0.02	(7.08)
SABUY	17.70	296.45	(6.35)
VARO	9.10	3.17	(5.70)
TCMC	2.06	13.77	(5.50)

Fund flow monitor

Regional foreign fund flows to equity

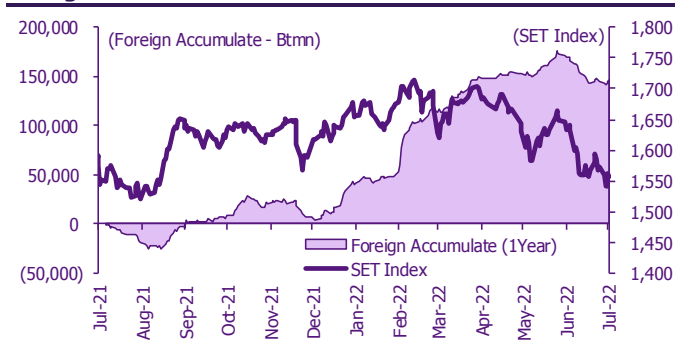
(US\$ Mn)	Thailand	Indonesia	Philippines	Malaysia	Vietnam	India	Taiwan	South Korea	Japan
Daily									
8-Jul-22	48	8	(2)		(17)		(166)	197	
7-Jul-22	50	(45)	(12)	(1)	21	(112)	631	51	
6-Jul-22	63	(20)	2	(14)	(32)	(100)	(293)	(72)	
5-Jul-22	(84)	(38)	(3)	3	(12)	270	15	312	
4-Jul-22	(40)	(74)	(11)	(18)	(6)	(182)	(152)	(138)	
Weekly									
WTD	37	(169)	(26)	(30)	(45)	(30)	35	350	(3,627)
1-Jul-22	71	(266)	(41)	(73)	8	(681)	(1,436)	(950)	(3,627)
24-Jun-22	(311)	(282)	(37)	(14)	3	(967)	(799)	(998)	(3,178)
17-Jun-22	(352)	(93)	(69)	(116)	41	(2,986)	(3,703)	(1,086)	(6,980)
10-Jun-22	(170)	90	(48)	(99)	33	(1,426)	(1,459)	(1,860)	1,536
Monthly									
MTD	16	(173)	(30)	(33)	(54)	(485)	(322)	11	(3,627)
Jun-22	(841)	(501)	(207)	(291)	89	(6,342)	(7,724)	(4,796)	(9,556)
May-22	592	(243)	(350)	18	138	(4,871)	57	170	(1,993)
Apr-22	321	2,783	(99)	193	170	(3,816)	(9,102)	(4,963)	29,604
YTD	3,457	4,095	(806)	1,428	21	(29,041)	(34,391)	(16,076)	(3,054)

Thailand daily foreign net flows

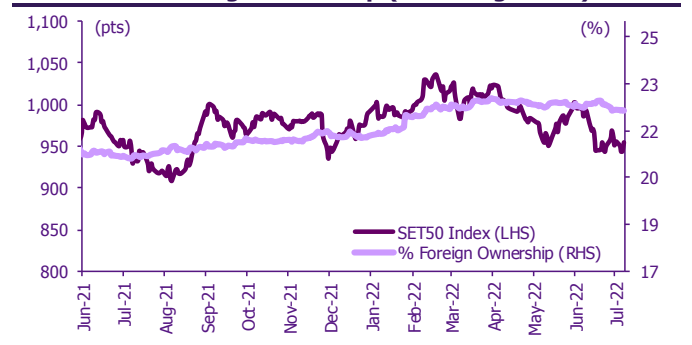


	Equity (Btmn)	SET50 futures (Contract)	Bond (Btmn)*	Bond (Btmn)
Daily				
8-Jul-22	1,709	(5,000)	(954)	4,240
Weekly				
WTD	1,344	13,614	2,570	1,901
1-Jul-22	2,495	44,562	8,541	389
24-Jun-22	(11,011)	5,118	1,003	(3,300)
17-Jun-22	(12,328)	(118,798)	(22,666)	(5,903)
10-Jun-22	(5,890)	(18,097)	(3,566)	(5,022)
Monthly				
MTD	597	32,404	6,131	2,509
Jun-22	(29,387)	(101,334)	(19,303)	(14,819)
May-22	20,284	109,007	21,576	30,012
Apr-22	10,869	(66,776)	(13,291)	7,617
Quarterly				
QTD	1,765	(59,103)	(11,018)	22,811
1Q22	110,864	30,899	6,488	85,559
4Q21	28,128	44,270	8,986	110,523
3Q21	(443)	6,232	1,282	21,383
2Q21	(46,593)	(7,583)	(994)	76,603
YTD				
2021	113,226	4,200	1,601	110,878
2020	(48,578)	27,284	6,522	212,522
2020	(264,386)	7,706	816	(35,245)

Foreign net flow and SET movement



SET50 and its foreign ownership (excluding NVDR)



Foreign buy/sell activity monitor

Most foreign holding value change

	Fgn hld (%)	Δ Fgn (M.shares)	Buy* (Btmn)
CPALL	33.14	6.48	411
PTT	8.62	9.77	337
CPN	23.38	3.41	211
TU	26.50	11.73	185
BDMS	21.60	6.87	184
BH	24.69	0.48	91
BGP	13.46	1.57	48
KTC	13.71	0.82	46
BTS	22.27	5.04	44
IRPC	6.82	12.95	41

Top-5 NVDR net buy/sell

	Fgn hld (%)	Δ Fgn (M.shares)	Sell* (Btmn)	Buy* (Btmn)	Sell* (Btmn)
PTTEP	15.62	(3.84)	(610)	681	(304)
JMART	2.64	(2.48)	(114)	457	(200)
CRC	13.45	(3.13)	(110)	275	(119)
SCB	18.19	(0.99)	(97)	213	(102)
COM7	6.24	(3.02)	(84)	176	(96)
BBL	24.77	(0.62)	(80)	174	(91)
ADVANC	35.50	(0.34)	(69)	165	(58)
TIDLOR	40.34	(2.47)	(69)	165	(49)
KBANK	42.70	(0.47)	(68)	155	(46)
SINGER	4.71	(1.72)	(65)	138	(39)

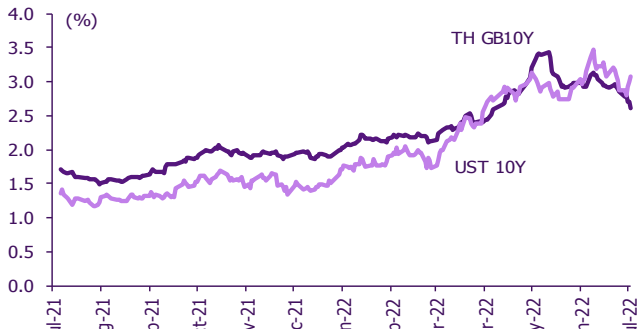
* SCBS Investment Research estimates

Multi-asset price update

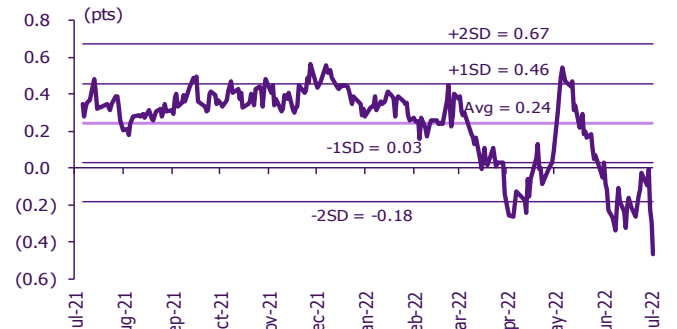
Key indicator update

	Close	8-Jul	WoW	MoM	YoY	YTD
Financial market condition						
VIX Index	24.64	(5.52)	(7.72)	2.84	29.68	43.09
Europe CDS (bps)	116.553	(1.02)	(3.76)	26.49	69.02	68.67
LIBOR OIS Spread (bps)	0.10077	(4.79)	(0.06)	(2.04)	7.40	1.06
TED Spread (bps)	0.5435	(2.52)	(11.07)	9.15	47.01	36.48
Exchange rate						
Dollar Index	106.90	(0.13)	1.69	4.24	15.74	11.73
USD/THB	35.90	(0.37)	1.01	4.03	10.36	8.13
EUR/USD	1.02	0.22	(2.35)	(4.97)	(14.01)	(10.41)
USD/JPY	136.08	0.06	0.67	1.40	24.01	18.26
Bond: (Change in basis points)						
TH Gov Bond 2Y	1.67%	(2.14)	(5.83)	5.88	116.83	101.98
TH Gov Bond 10Y	2.62%	(8.39)	(23.86)	(31.62)	92.72	72.01
US Gov Bond 2Y	3.12%	11.52	29.43	32.05	295.82	238.48
US Gov Bond 10Y	3.08%	10.24	21.11	4.59	177.12	156.87
Commodities						
CRB Index	584.92	(0.09)	(0.81)	(8.02)	5.98	1.14
Gold (US\$/oz)	1,741.80	0.16	(3.77)	(6.00)	(3.33)	(4.78)
Gross Refining Margin (US\$/bbl)	37.58	0.00	0.00	11.08	n.m.	515.06
Dubai Crude (US\$/bbl)	104.23	2.16	(7.96)	11.30	43.61	42.41
NYMEX Crude (US\$/bbl)	104.79	2.01	(3.36)	(14.18)	43.67	116.33
Baltic Dry Index (pts)	2,067.00	(0.29)	(6.64)	(14.23)	(37.00)	(6.77)

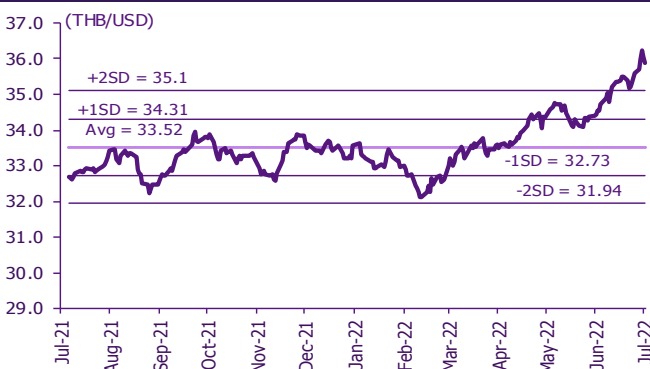
Thai and US 10-year government bond yield



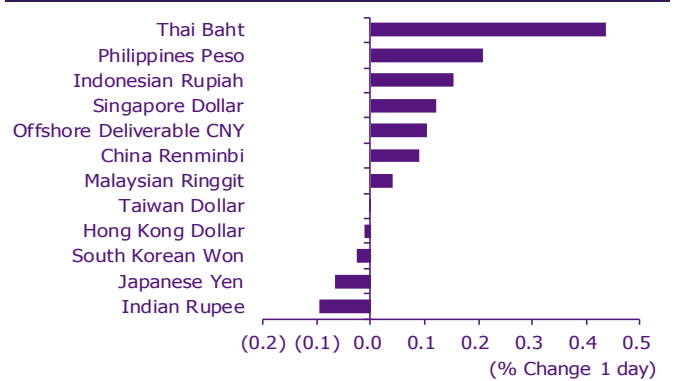
Thai and US 10-year government bond spread



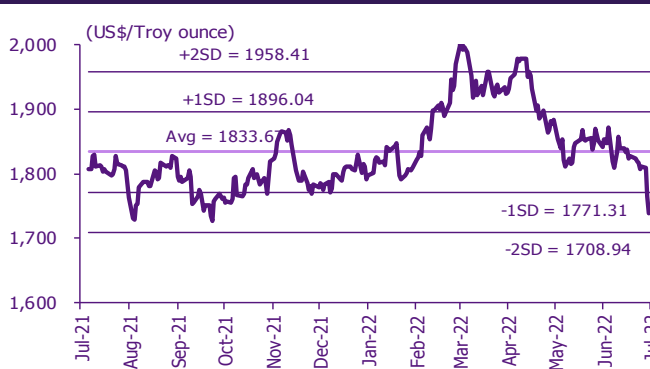
THB/USD exchange rate



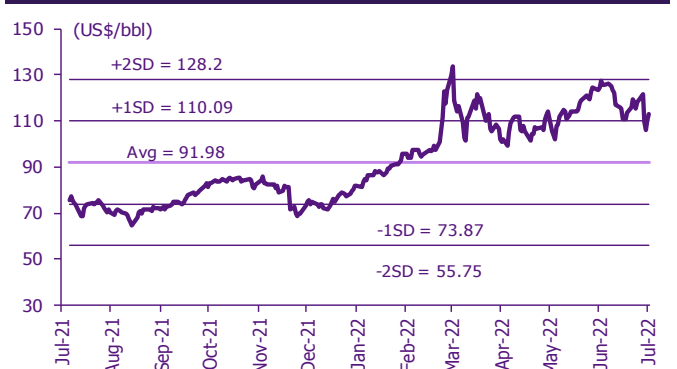
Regional foreign exchange rate spot return



Gold



Brent crude



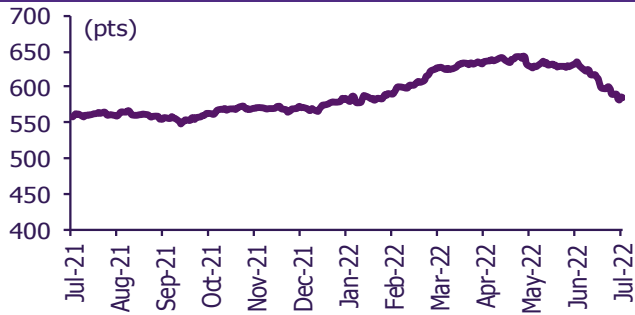
Commodities daily price update

	As of 8-Jul-22	-1W %	Avg. Price QTD in 3Q22	% QoQ	% YoY	Avg. Price in '21	% YoY	Avg. Price in '22	% YoY	Update
CRB Index	584.92	(2.0)	585.65	(7.0)	5.0	535.54	36.83	615.50	14.9	Daily
Energy Prices										
Crude Oil - Dubai (US\$/bbl)	108.14	(6.0)	110.92	1.8	55.5	68.86	63.18	103.29	50.0	Daily
Brent Crude (US\$/bbl)	112.98	(1.8)	113.17	0.3	55.0	70.52	66.54	106.55	51.1	Daily
West Texas Int. Cushing (US\$/bbl)	104.79	(0.9)	103.74	(4.7)	42.1	68.06	72.51	102.02	49.9	Daily
Crude Oil - Asia-Pacific Tapis Oil Spot (US\$/bbl)	116.51	(6.0)	119.78	0.9	64.1	71.82	61.89	111.84	55.7	Daily
Natural Gas Henry Hub (US\$/mmBTU)	6.07	10.2	5.75	(24.2)	70.2	3.13	30.07	6.08	93.9	Daily
Coal Price NEX (US\$/MT)	402.18	3.9	389.50	4.9	139.8	138.28	135.73	324.23	134.5	Friday
Oil Product Prices and Gross Refinery Margin										
Gas Oil 500 ppm Sulfur Singapore (US\$/bbl)	135.29	(13.8)	141.68	(4.5)	79.9	76.20	52.83	130.49	71.2	Daily
Gas Oil - Dubai (US\$/bbl)	27.15	(35.4)	30.76	(21.8)	313.9	7.34	(4.17)	27.20	270.4	Daily
Gasoline, 92 RON Spot (US\$/bbl)	119.22	(14.5)	125.19	(15.6)	55.8	76.66	75.97	123.86	61.6	Daily
Gasoline - Dubai (US\$/bbl)	11.08	(54.7)	14.28	(49.8)	58.6	7.80	472.22	20.56	163.8	Daily
Fuel Oil 180 Singapore Spot (US\$/bbl)	80.63	(15.0)	83.17	(43.9)	29.1	61.57	60.99	91.98	49.4	Daily
Fuel Oil - Dubai (US\$/bbl)	(27.51)	36.3	(27.75)	208.7	299.9	-7.29	84.36	(11.31)	55.2	Daily
Jet Kerosene - Spot Price (US\$/bbl)	131.84	(10.6)	135.05	(5.0)	79.5	73.98	60.45	125.79	70.0	Daily
Jet Kerosene - Dubai (US\$/bbl)	23.70	(27.0)	24.13	(27.3)	520.3	5.12	31.00	22.50	339.3	Daily
SG Dubai Hydrocracking Refinery Margin (US\$/bbl)	30.12	0.0	30.12	8.6	2,639.3	2.00	467.16	19.03	852.8	Daily
Olefins Product Prices and Spread										
Ethylene, FOB Japan Spot (US\$/MT)	950	(5.0)	950	(17.0)	(3.0)	1,010	39.56	1,130	11.9	Tuesday
Ethylene Spread (US\$/MT)	143	(18.6)	134	244.2	(55.7)	361	5.77	250	(30.7)	Daily
Propylene (Olefins), FOB Japan Spot (US\$/MT)	965	(3.5)	965	(11.5)	(0.5)	1,005	27.27	1,087	8.2	Tuesday
Propylene Spread (US\$/MT)	158	(10.1)	149	(28.2)	(49.1)	356	(12.55)	207	(41.8)	Daily
Naphtha - Singapore Spot FOB (US\$/MT)	807	(2.1)	816	(7.5)	20.6	649	69.72	880	35.6	Daily
Polyolefins Prices and Spread										
Polye HDPE SE Asia (US\$/MT)	1,230	0.0	1,230	13.4	(63.6)	1,179	33.19	1,308	11.0	Tuesday
HDPE-Naphtha Spread (US\$/MT)	423	4.3	414	236.1	(10.1)	530	5.43	429	(19.2)	Daily
Polye LDPE-Film, CFR SE Asia Spot (US\$/MT)	1,510	(1.3)	1,510	(9.5)	(13.1)	1,525	51.71	1,634	7.2	Tuesday
LDPE-Naphtha Spread (US\$/MT)	703	(0.4)	694	56.5	66.6	876	40.66	754	(13.9)	Daily
PP Film, Spot South East Asia (US\$/MT)	1,230	(1.6)	1,230	(7.4)	(0.3)	1,298	35.78	1,315	1.3	Tuesday
PP Spread (US\$/MT)	423	(0.6)	414	(7.2)	(25.6)	649	13.18	435	(33.0)	Daily
MEG Prices and Spread										
MEG, CFR South East Asia (US\$/MT)	560	(1.8)	560	(12.6)	(18.7)	679	(88.71)	660	(2.8)	Tuesday
MEG Spread (US\$/MT)	-29	(42.0)	-29	(63.8)	(135.6)	53	120.79	-40	n.m.	Tuesday
Aromatics Product Prices and Spread										
Paraxylene, FOB USG Spot (US\$/MT)	1,705	1.8	1,705	12.1	79.4	894	56.10	1,353	(46.0)	Tuesday
Paraxylene Spread (US\$/MT)	795	12.3	772	27.6	123.1	310	342.73	483	55.6	Tuesday
Paraxylene - 92 RON Spread (US\$/MT)	688	41.7	637	82.1	140.2	241	362.24	296	64.8	Daily
Toluene, FOB Korea Spot (US\$/MT)	1,205	0.0	1,205	8.3	58.6	728	111.96	1,008	(45.5)	Tuesday
Benzene, CFR Japan Spot (US\$/MT)	1,235	0.0	1,235	(1.5)	20.2	931	87.66	1,176	(57.4)	Tuesday
Benzene Spread (US\$/MT)	544	3.0	536	11.8	26.9	352	117.03	397	12.7	Daily
Benzene - 92 RON Spread (US\$/MT)	218	379.3	167	103.1	(51.1)	277	122.54	120	(56.8)	Daily
Condensate (US\$/MT)	910	(5.9)	933	1.8	54.3	584	61.01	870	48.9	Daily
PTA Prices and Spread										
PTA, CFR South East Asia (US\$/MT)	965	0.0	965	(2.1)	29.9	705	48.18	921	30.5	Tuesday
PTA Spread (US\$/MT)	-177	12.8	-177	426.9	(267.5)	106	15.15	14	(86.8)	Tuesday
PVC Prices and Spread										
PVC, CFR South East Asia (US\$/MT)	1,200	(4.8)	1,200	(13.8)	(10.1)	1,445	63.60	1,384	(4.2)	Tuesday
Ethylene Spread (US\$/MT)	1,057	(2.5)	1,066	(4.1)	3.3	1,084	99.99	1,135	4.7	Tuesday
Ethylene Dichloride CFR Far East Asia (US\$/MT)	605	0.0	605	(8.8)	(15.8)	734	140.72	747	1.9	Tuesday
Metal										
Gold (US\$/Troy Ounce)	1,742	(3.6)	1,768	(5.6)	(1.3)	1,799	1.56	1,871	4.0	Daily
LME Copper 3 Month Rolling Forward (US\$/MT)	7,774	(5.6)	7,813	(18.0)	(16.8)	9,293	49.95	9,666	4.0	Daily
Silver Future (US\$/Troy Ounce)	19	(5.0)	19	(14.8)	(20.8)	25	n.a.	23	(6.5)	Daily
China Composite Steel Prices (CNY/MT)	4,626	(2.7)	4,654	(11.0)	(19.9)	5,473	35.91	5,195	(5.1)	Daily
Agriculture Prices										
Malaysian Crude Palm Oil Spot Price(MYR/MT)	4,089	(19.5)	4,333	(33.6)	(2.6)	4,443	59.82	6,250	40.7	Daily
SGX Ribbed Smoked Sheet 3 (RSS3) Futures (US\$/KG.)	192	(3.3)	194	(8.5)	4.1	209	18.21	210	0.7	Daily
Sugar #11 (US\$/LB)	19	3.1	18	(5.4)	4.7	16	29.55	19	15.5	Daily
Freight Rate										
Baltic Freight Index: BDIY	2,067	(7.7)	2,109	(16.3)	(43.6)	2,921	173.99	2,275	(22.1)	Daily
Baltic Supramax Index: BSI58	2,163	(6.2)	2,242	(14.7)	(28.2)	2,424	224.85	2,449	1.0	Daily

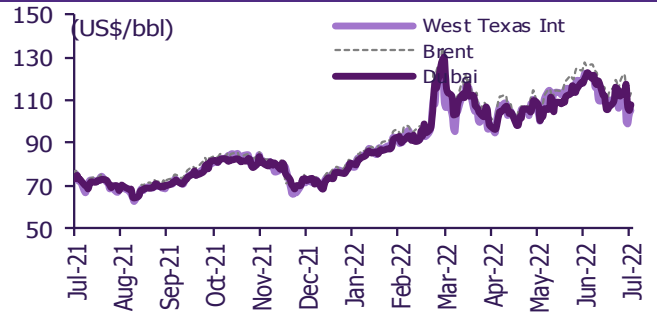
Source: Bloomberg Financial L.P., TQ Professional, BANPU, BOT, SCBS Investment Research

Commodities daily chart update

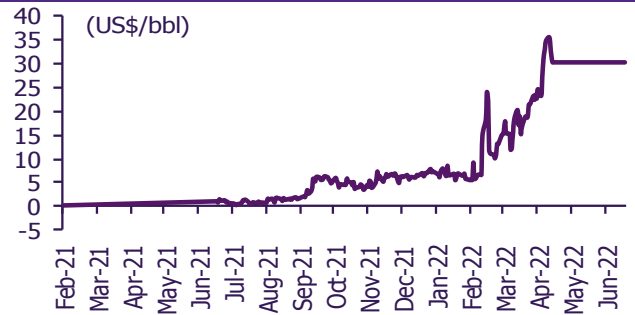
CRB US Spot All Commodities Price Index



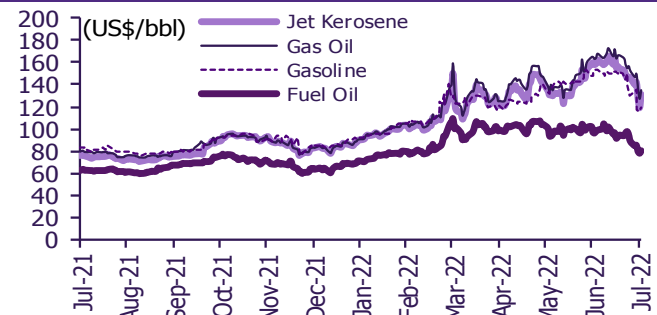
Crude prices



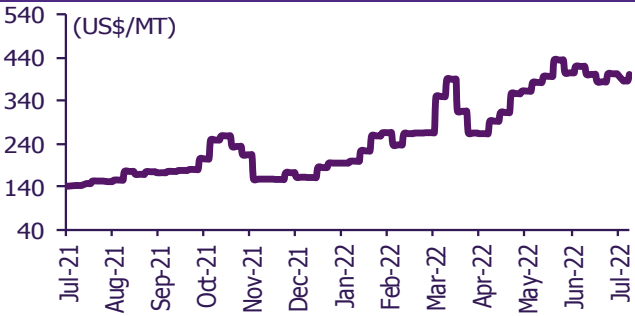
SG Dubai Hydrocracking Refinery Margin



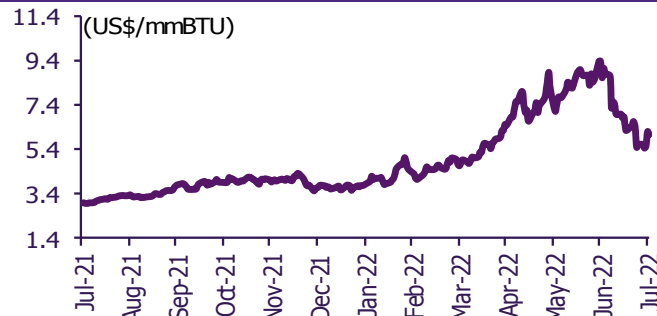
Oil product prices



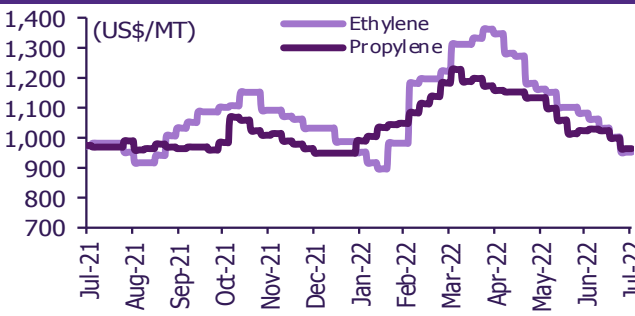
Coal price (NEX)



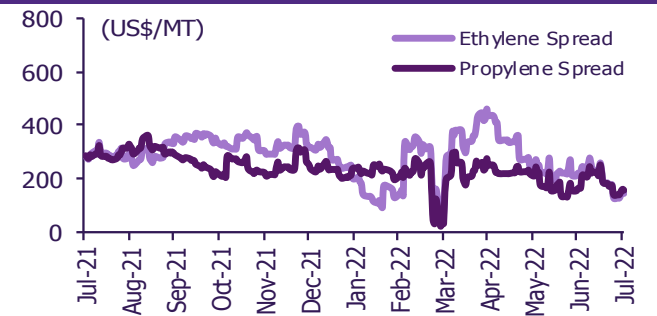
Natural gas prices (Henry hub)



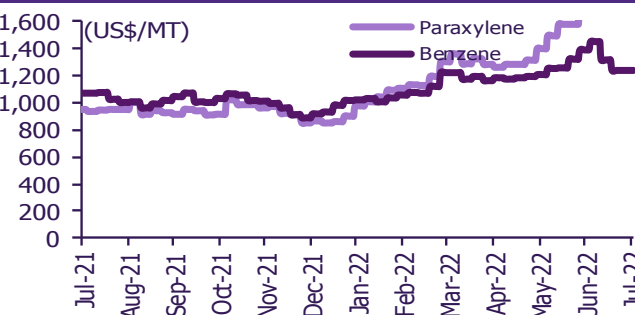
Olefins prices



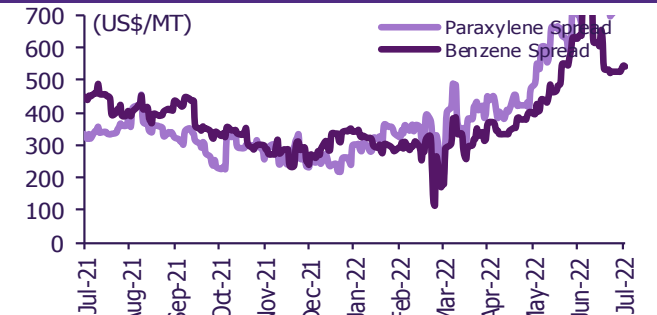
Olefins spreads



Aromatics prices

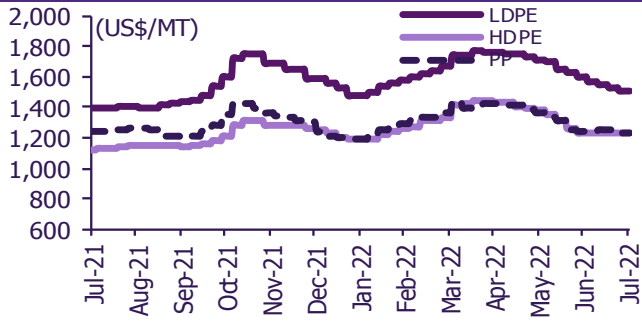


Aromatics spreads

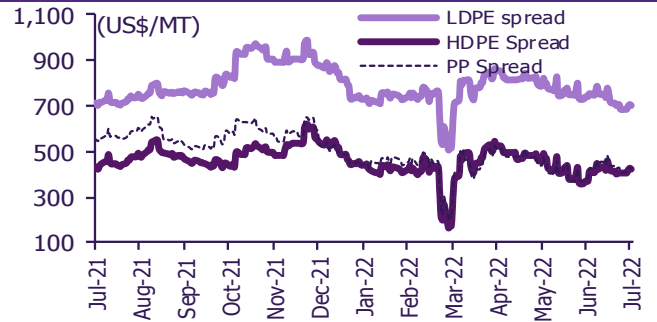


Commodities daily chart update

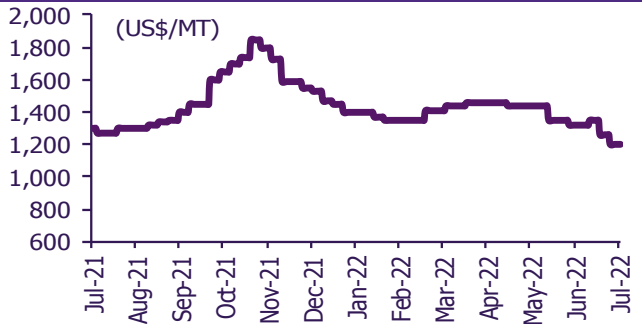
Polyolefins prices



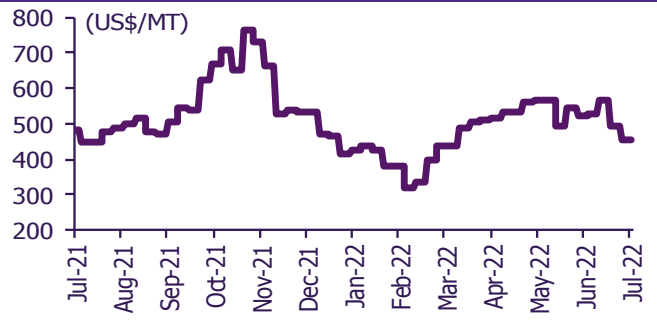
Polyolefins-Naphtha spreads



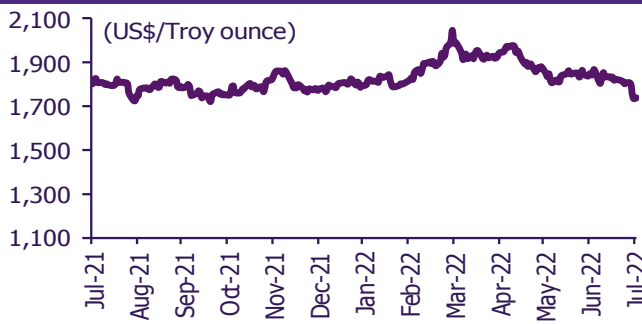
PVC price



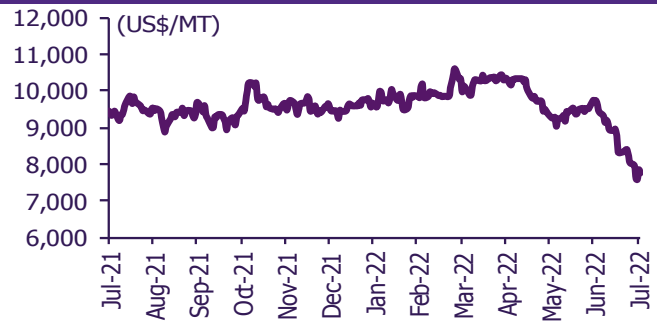
PVC spread



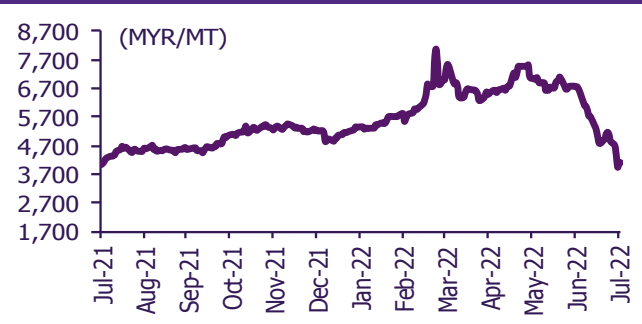
Gold price



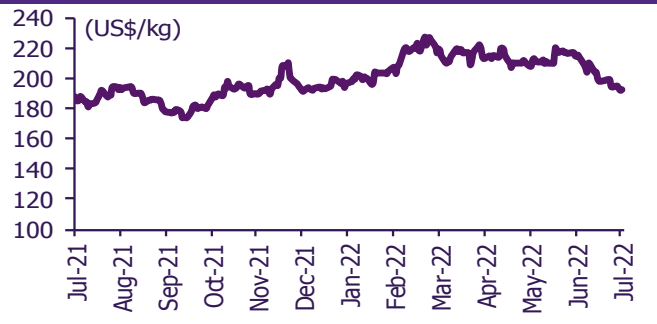
LME copper price



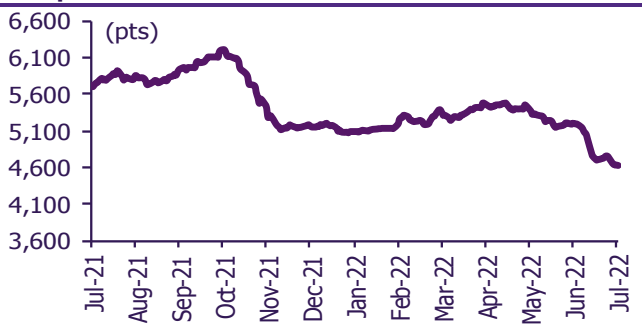
Malaysian crude palm oil price



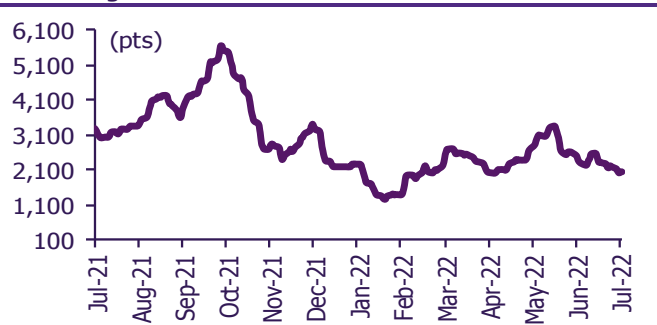
Rubber price (RSS3) futures



Steel price index



Baltic freight index



Source: Bloomberg Financial L.P., TQ Professional, BANPU, BOT, SCBS Investment Research

Short sales

	Volume (Shares)	Turnover (Bt)	Average price (Bt)	Last price 8-Jul-22	Gap between last close and short	Short sale volume comparing with main board
SUPEREIF	45,000	526,500	11.70	11.70	0.00	50.34
TASCO	983,300	15,925,510	16.20	16.10	0.60	44.41
DCC	3,229,600	8,948,792	2.77	2.76	0.39	42.50
SGP	81,600	917,430	11.24	11.10	1.29	37.16
HTC	9,100	267,350	29.38	29.50	(0.41)	31.60
SIRI	13,053,900	13,100,215	1.00	1.00	0.35	30.28
DUSIT	14,700	161,700	11.00	11.00	0.00	29.58
UNIQ	25,200	122,652	4.87	4.88	(0.26)	27.97
STPI	280,000	1,032,886	3.69	3.66	0.79	25.56
S	271,300	521,476	1.92	1.91	0.64	24.36
GPSC-R	823,900	53,799,775	65.30	65.75	(0.69)	24.28
MBK-R	548,600	9,137,710	16.66	16.70	(0.26)	22.94
BCP	496,700	15,575,425	31.36	30.75	1.98	21.88
STA-R	777,100	15,626,410	20.11	20.00	0.54	21.80
EPG	604,900	5,565,325	9.20	9.10	1.10	21.46
DTAC	1,275,100	58,708,900	46.04	45.75	0.64	20.62
SCCC	3,500	521,750	149.07	149.50	(0.29)	20.12
CKP-R	3,031,900	16,533,580	5.45	5.40	0.99	19.96
MICRO	145,200	742,320	5.11	5.05	1.24	18.86
MINT-R	1,452,200	48,655,850	33.50	33.50	0.01	18.57
LALIN	19,200	166,080	8.65	8.60	0.58	18.34
SENA	90,500	352,950	3.90	3.90	0.00	18.12
BGRIM-R	1,717,300	62,731,725	36.53	36.50	0.08	17.84
BA	164,400	1,728,720	10.52	10.50	0.15	17.63
KSL	537,700	1,901,460	3.54	3.52	0.46	17.51
MTC-R	723,100	30,874,025	42.70	42.50	0.46	17.46
CK-R	659,400	12,881,130	19.53	19.40	0.69	17.15
PTL-R	114,100	2,478,170	21.72	21.30	1.97	17.13
BOL	37,900	405,530	10.70	10.80	(0.93)	17.10
KTB	5,962,100	88,121,430	14.78	14.90	(0.80)	16.88
SCC	290,500	109,555,300	377.13	379.00	(0.49)	16.75
MBK	400,600	6,685,740	16.69	16.70	(0.06)	16.75
MTC	670,100	28,577,250	42.65	42.50	0.34	16.18
QH	1,225,600	2,593,426	2.12	2.10	0.76	16.09
BLAND	1,201,900	1,211,046	1.01	1.00	0.76	15.88
AOT	3,089,000	219,634,900	71.10	70.75	0.50	15.84
PSL-R	1,019,500	18,530,140	18.18	18.20	(0.13)	15.70
PTT	8,503,100	293,739,725	34.55	34.50	0.13	15.65
CENEL-R	340,700	14,178,575	41.62	41.75	(0.32)	15.28
JMT-R	1,923,700	132,247,575	68.75	68.50	0.36	15.25
SSP	77,900	699,465	8.98	9.00	(0.23)	15.22
KCE-R	1,200,500	66,365,850	55.28	55.00	0.51	15.18
LHFG	300,100	363,121	1.21	1.22	(0.82)	15.16
BTS	6,205,700	53,244,950	8.58	8.65	(0.81)	15.05
INTUCH-R	359,600	25,401,275	70.64	70.75	(0.16)	14.85
TTB-R	33,873,000	39,788,771	1.17	1.17	0.40	14.67
TOP-R	1,138,400	58,404,900	51.30	51.25	0.11	14.53
MAJOR-R	629,500	12,838,230	20.39	20.30	0.46	14.51
ADVANC	736,100	150,061,500	203.86	204.00	(0.07)	14.37
INTUCH	347,700	24,563,375	70.65	70.75	(0.15)	14.36
EPG-R	402,300	3,691,185	9.18	9.10	0.83	14.27
SCC-R	247,200	93,204,400	377.04	379.00	(0.52)	14.26
BGRIM	1,346,400	49,133,575	36.49	36.50	(0.02)	13.99
CKP	2,120,000	11,619,750	5.48	5.40	1.50	13.96
GULF	1,533,300	72,555,525	47.32	47.25	0.15	13.86
TOP	1,075,800	55,376,925	51.48	51.25	0.44	13.73
MAJOR	589,700	12,112,360	20.54	20.30	1.18	13.59
AIE	71,300	238,334	3.34	3.36	(0.52)	13.44
BDMS	5,921,400	158,702,350	26.80	26.75	0.19	13.31
IRPC-R	5,834,900	18,799,994	3.22	3.20	0.69	13.31
TTW	21,600	228,960	10.60	10.60	0.00	13.16
EA-R	749,200	58,602,125	78.22	78.25	(0.04)	13.14
BTS-R	5,413,700	46,489,835	8.59	8.65	(0.72)	13.13
MINT	1,023,100	34,300,925	33.53	33.50	0.08	13.09
GUNKUL	2,396,100	13,037,655	5.44	5.50	(1.07)	13.01
KKP	439,300	27,261,025	62.06	62.00	0.09	12.83
IRPC	5,612,500	18,107,364	3.23	3.20	0.82	12.80
SUPER	6,061,800	4,425,114	0.73	0.72	1.39	12.78
TQM	151,300	7,316,600	48.36	48.25	0.22	12.74
HANA-R	1,422,000	55,859,850	39.28	39.00	0.72	12.73
TCAP	474,700	17,627,775	37.13	36.75	1.05	12.67
STGT-R	883,000	14,360,300	16.26	16.10	1.01	12.61
GULF-R	1,393,600	65,882,925	47.28	47.25	0.05	12.60
BAFS	24,500	698,250	28.50	28.25	0.88	12.58
AWC	4,198,400	20,437,608	4.87	4.86	0.16	12.56
CPALL	1,663,600	105,589,150	63.47	63.50	(0.05)	12.55
DMT	38,200	408,740	10.70	10.60	0.94	12.23
ITD	3,296,800	6,535,624	1.98	1.94	2.19	12.20
SPALI	651,100	12,232,120	18.79	18.80	(0.07)	12.12
TTB	27,942,000	32,870,364	1.18	1.17	0.55	12.10
CPALL-R	1,602,700	101,767,550	63.50	63.50	0.00	12.09
ASK	160,300	4,940,650	30.82	30.25	1.89	12.04
TISCO	492,100	42,635,500	86.64	86.50	0.16	12.00
PSL	763,700	13,831,730	18.11	18.20	(0.49)	11.76
EGATIF	125,700	998,200	7.94	7.90	0.52	11.57
DELTA-R	86,000	27,961,300	325.13	325.00	0.04	11.54
PSH-R	75,700	953,820	12.60	12.50	0.80	11.33
THCOM-R	53,500	464,735	8.69	8.60	1.01	11.08
UVAN-R	141,900	1,185,055	8.35	8.40	(0.58)	11.06
CRC-R	1,185,900	41,931,775	35.36	35.25	0.31	11.01

	Volume (Shares)	Turnover (Bt)	Average price (Bt)	Last price 8-Jul-22	Gap between last close and short	Short sale volume comparing with main board
PTTEP-R	1,650,100	261,125,150	158.25	159.00	(0.47)	11.00
TU-R	2,426,100	38,080,780	15.70	15.80	(0.66)	10.87
VIBHA	364,200	888,648	2.44	2.42	0.83	10.85
OR-R	1,916,500	49,349,875	25.75	25.75	0.00	10.75
PTL	71,300	1,551,880	21.77	21.30	2.19	10.71
SAWAD	512,200	24,191,925	47.23	47.00	0.49	10.69
BEC	417,900	5,398,080	12.92	12.80	0.92	10.62
TU	2,364,300	37,119,510	15.70	15.80	(0.63)	10.59
ASP	239,400	746,928	3.12	3.14	(0.64)	10.47
SPALI-R	560,400	10,528,250	18.79	18.80	(0.07)	10.43
TIDLOR-R	1,064,900	29,781,025	27.97	28.00	(0.12)	10.32
PTTEP	1,536,000	242,143,500	157.65	159.00	(0.85)	10.24
KBANK-R	2,112,700	305,715,550	144.70	143.50	0.84	10.21
TMT	17,500	143,875	8.22	8.20	0.26	10.20
STEC	287,700	3,544,630	12.32	12.30	0.17	10.18
RCL	282,900	10,493,575	37.09	37.25	(0.42)	10.17
VGI-R	3,718,500	18,105,054	4.87	4.82	1.01	10.17
BLA-R	949,800	37,704,300	39.70	39.25	1.14	10.01
ASIAN-R	297,500	4,929,640	16.57	16.60	(0.18)	9.95
KKP-R	338,400	21,058,100	62.23	62.00	0.37	9.88
CPF-R	3,434,300	91,878,125	26.75	26.75	0.01	9.84
PTT-R	5,330,600	183,644,950	34.45	34.50	(0.14)	9.81
MEGA-R	291,200	14,579,875	50.07	50.50	(0.85)	9.81
SABUY	1,564,000	28,440,830	18.18	17.70	2.74	9.61
NOBLE	111,400	488,252	4.38	4.36	0.52	9.57
KSL-R	292,200	1,031,560	3.53	3.52	0.29	9.52
JMART-R	580,200	26,915,900	46.39	45.75	1.40	9.49
M-R	109,500	5,681,125	51.88	52.25	(0.70)	9.47
AMATA-R	395,500	7,020,590	17.75	17.60	0.86	9.44
THANI-R	961,600	3,679,274	3.83	3.84	(0.36)	9.22
CPF	3,186,400	85,701,300	26.90	26.75	0.55	9.13
SAWAD-R	437,500	20,733,625	47.39	47.00	0.83	9.13
GLOBAL-R	1,140,000	20,115,070	17.64	17.60	0.25	9.11
AOT-R	1,749,500	124,033,650	70.90	70.75	0.21	8.97
SCI	70,200	105,603	1.50	1.47	2.33	8.93
CK	343,000	6,709,280	19.56	19.40	0.83	8.92
BCH-R	1,633,100	33,120,530	20.28	20.20	0.40	8.87
ONEE	814,800	7,415,500	9.10	9.00	1.12	8.72
GUNKUL-R	1,591,100	8,640,785	5.43	5.50	(1.26)	8.64
JAS-R	15,191,900	40,780,594	2.68	2.66	0.92	8.63
TTA	733,300	6,118,370	8.34	8.35	(0.08)	8.38
BLA	794,000	31,420,675	39.57	39.25	0.82	8.37
KTC-R	291,400	16,174,075	55.50	55.75	(0.44)	8.35
WHA	2,279,400	6,737,840	2.96	2.94	0.54	8.31
XPG	471,200	749,882	1.59	1.58	0.72	8.24
BAFS-R	15,900	453,150	28.50	28.25	0.88	8.17
BPP-R	78,500	1,130,360	14.40	14.50	(0.69)	8.02
AP-R	951,000	9,406,185	9.89	9.90	(0.09)	7.97
LOXLEY	55,200	122,544	2.22	2.24	(0.89)	7.94
TTA-R	691,500	5,806,005	8.40	8.35	0.55	7.90
THG-R	756,500	51,797,725	68.47	70.00	(2.19)	7.86
AWC-R	2,612,100	12,692,450	4.86	4.86	(0.02)	7.81
CRC	841,100	29,979,500	35.64	35.25	1.12	7.81
TKN-R	10,400	73,660	7.08	7.15	(0.94)	7.80
CBG-R	600,700	67,961,800	113.14	113.00	0.12	7.75
JMART	473,300	22,134,150	46.77	45.75	2.22	7.74
SHR-R	1,447,300	5,779,910	3.99	3.94	1.36	7.74
WORK	49,000	962,740	19.65	19.40	1.28	7.72
GPSC	259,200	16,970,250	65.47	65.75	(0.42)	7.64
BCH	1,405,400	28,398,380	20.21	20.20	0.03	7.63
CPN-R	837,100	52,112,100	62.25	62.00	0.41	7.62
WHA-R	2,066,700	6,115,882	2.96	2.94	0.65	7.53
NER	387,600	2,223,780	5.74	5.65	1.55	7.39
SCGP-R	374,400	20,184,100	53.91	53.75	0.30	7.34
PTTGC-R	999,700	45,606,550	45.62	45.50	0.26	7.06
BCP-R	159,100	4,952,000	31.13	30.75	1.22	7.01
UV	28,200	72,192	2.56	2.54	0.79	7.00
SAT	41,800	713,570	17.07	17.00	0.42	6.97
JMT	873,200	60,368,125	69.13	68.50	0.93	6.92
THCOM	33,300	289,675	8.70	8.60	1.15	6.90
OR	1,218,300	31,371,225	25.75	25.75	0.00	6.83
TCAP-R	255,900	9,468,775	37.00	36.75	0.69	6.83
EGCO	110,800	19,754,650	178.29	178.50	(0.12)	6.82
CBG	526,700	59,536,050	113.04	113.00	0.03	6.80
IVL	1,467,000	67,917,450	46.30	46.25	0.10	6.79
LH-R	2,037,300	16,802,870	8.25	8.25	(0.03)	6.77
BBL	520,200	67,765,550	130.27	129.50	0.59	6.74
PSH	44,800	565,690	12.63	12.50	1.02	6.71
TRUE	4,161,800	19,728,432	4.74	4.72	0.43	6.62
JAS	11,586,500	30,893,582	2.67	2.66	0.24	6.58
QH-R	500,000	1,060,000	2.12	2.10	0.95	6.56
PRM-R	360,200	1,851,525	5.14	5.10	0.79	6.47
SIRI-R	2,762,700	2,763,026	1.00	1.00	0.01	6.41

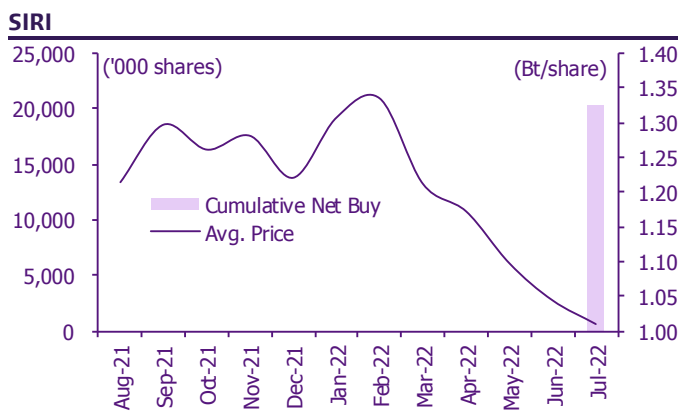
Source: SET, SCBS Investment Research

Director trade

1. Director trade as reported on July 8, 2022.

Company	Name of Director	Product	Transaction date	Amount (Shares)	Average Price (Bt)	Amount (Bt)	Buy/Sell
AUCT	Mr. KRIENSAK TAMRAKSA	Common Share	05-07-22	60,000	7.22	433,200	Purchase
BWG	Mr. WORADIT TANAPAT	Common Share	07-07-22	1,000,000	0.81	810,000	Purchase
CPW	Mr. NARONG INTANATE	Common Share	07-07-22	338,100	3.78	1,278,018	Purchase
DMT	Mr. SOMBAT PANICHEWA	Common Share	06-07-22	25,000	10.50	262,500	Purchase
EA	Miss SUPAPORN AHUNAI	Common Share	06-07-22	5,000	77.25	386,250	Purchase
GCAP	Mr. ASA SARASAS	Common Share	07-07-22	21,300	1.10	23,430	Purchase
ITEL	Mr. NUTTANAI ANUNTARUMPORN	Common Share	05-07-22	7,163,000	4.13	29,583,190	Purchase
ITEL	Mr. NUTTANAI ANUNTARUMPORN	Common Share	06-07-22	100,000	4.10	410,000	Purchase
JP	Mr. SORASIT DAENGPRASERT	Common Share	07-07-22	605,000	4.47	2,704,350	Purchase
JR	Mr. JARUN WIWATJESADAWUT	Common Share	07-07-22	109,300	6.85	748,705	Purchase
KUN	Mr. KHUNA DHEVA-AKSORN	Common Share	05-07-22	35,000	2.38	83,300	Purchase
KUN	Mr. KHUNA DHEVA-AKSORN	Common Share	07-07-22	39,700	2.38	94,486	Purchase
KUN	Mrs. PRAWEEERAT DHEVA-AKSORN	Common Share	05-07-22	35,000	2.38	83,300	Purchase
KUN	Mrs. PRAWEEERAT DHEVA-AKSORN	Common Share	07-07-22	39,700	2.38	94,486	Purchase
LEO	Miss SRIPRI EAKWICHIT	Convertible Debenture	08-07-22	8,119	1,000.00	8,119,000	Purchase
LEO	Mr. SURASIT ASAVASAKSERI	Convertible Debenture	08-07-22	5,000	1,000.00	5,000,000	Purchase
LEO	Mr. TEERACHAI CHEMNASIRI	Convertible Debenture	08-07-22	2,000	1,000.00	2,000,000	Purchase
MBAX	Mr. PISUTH LERTVILAI	Common Share	07-07-22	3,200	5.50	17,600	Purchase
PEACE	Mr. DOME SIRISOPANA	Common Share	07-07-22	5,000	3.70	18,500	Purchase
PEACE	Mr. PRASOBSAK SIRISOPANA	Common Share	05-07-22	195,400	3.44	672,176	Purchase
PEACE	Mr. PRASOBSAK SIRISOPANA	Common Share	06-07-22	137,600	3.48	478,848	Purchase
PPS	Mr. PHONGTHON THARACHAI	Common Share	04-07-22	600,000	0.67	402,000	Sale
PRG	Mr. SUVAIT THEERAVACHIRAKUL	Common Share	06-07-22	50,000	10.30	515,000	Purchase
PRG	Mr. SUVAIT THEERAVACHIRAKUL	Common Share	06-07-22	5,000	10.10	50,500	Purchase
RAM	Captain KAJIT HABANANAANDA	Common Share	07-07-22	21,400	54.25	1,160,950	Sale
RAM	Captain KAJIT HABANANAANDA	Common Share	07-07-22	50,000	54.50	2,725,000	Sale
RAM	Captain KAJIT HABANANAANDA	Common Share	07-07-22	50,000	54.75	2,737,500	Sale
RAM	Captain KAJIT HABANANAANDA	Common Share	07-07-22	50,000	55.25	2,762,500	Sale
RS	Mr. SURACHAI CHETCHOTISAK	Common Share	06-07-22	255,000	15.03	3,832,650	Purchase
RS	Mr. SURACHAI CHETCHOTISAK	Common Share	07-07-22	45,000	15.20	684,000	Purchase
S11	Mr. SIRAWAT WANGLEE	Common Share	07-07-22	9,800	5.30	51,940	Purchase
SA	Mr. KAJONSIT SINGSANSERN	Common Share	07-07-22	126,000	9.14	1,151,640	Purchase
SA	Mrs. SUNANTA SINGSANSERN	Common Share	07-07-22	126,000	9.14	1,151,640	Purchase
SALEE	Mr. SUCHART CHIVAPORNTHIP	Common Share	07-07-22	66,900	1.12	74,928	Purchase
SFLEX	Mr. PRINTHORN APITHANASRIWONG	Common Share	07-07-22	120,000	3.30	396,000	Purchase
SIRI	Mr. WANCHAK BURANASIRI	Common Share	06-07-22	10,000,000	1.01	10,100,000	Purchase
SIRI	Mr. WANCHAK BURANASIRI	Common Share	07-07-22	10,000,000	1.01	10,100,000	Purchase
SISB	Mrs. NARISA LERTNAMWONGWAN	Common Share	04-07-22	5,000	11.60	58,000	Sale
SISB	Mrs. NARISA LERTNAMWONGWAN	Common Share	07-07-22	5,000	11.10	55,500	Sale
TMILL	Mr. PRAPAS CHUTIMAVORAPHAND	Common Share	07-07-22	60,500	3.76	227,480	Purchase
TNR	Miss SIRINAN DARARATTANAROJNA	Common Share	06-07-22	1,800	8.10	14,580	Purchase
TRT	Mr. SUMPAN VONGPHAN	Common Share	06-07-22	123,400	3.12	385,008	Purchase
TRT	Mr. SUMPAN VONGPHAN	Common Share	07-07-22	173,800	3.31	575,278	Purchase
TSR	Mr. EKARAT CHANGYOO	Common Share	07-07-22	50,000	4.60	230,000	Purchase
TSR	Mr. EKARAT CHANGYOO	Common Share	07-07-22	50,000	4.68	234,000	Purchase
TSR	Mr. EKARAT CHANGYOO	Common Share	07-07-22	50,000	4.66	233,000	Purchase
TSR	Mr. EKARAT CHANGYOO	Common Share	07-07-22	50,000	4.56	228,000	Purchase
TSR	Mr. EKARAT CHANGYOO	Common Share	07-07-22	50,000	4.60	230,000	Purchase
TSTE	Mr. PRAPAS CHUTIMAVORAPHAND	Common Share	07-07-22	3,600	6.97	25,092	Purchase
UVAN	Mr. APIRAG VANICH	Common Share	07-07-22	120,000	8.14	976,800	Purchase
					Total	Purchase	84,768,875
						Sale	9,901,450
						Net	74,867,425

2. 12-month cumulative net buy/sell for SCBS-covered stocks with activity as of last close



Corporate calendar

July				
Monday	Tuesday	Wednesday	Thursday	Friday
11 New warrant PORT -W3 EP-W4 XD STANLY Bt8.5 XW ECL 3 : 1 Share listing AQ 4,922 Shares JKN 4,789,272 Shares K 3,766,300 Shares PPPM 25,641,025 Shares TRU 1,066,128 Shares XPG 5,668,284 Shares	12 Last trading day 7UP-W4	13 Asamha Bucha Day	14 XE 7UP-W4 1 : 1 @Bt2.25	15
18	19	20 PD AEONTS Bt2.65 LHSC Bt0.12 QHPF Bt0.11	21	22
25 XE ALL-W1 1 : 2.2 @Bt1.2725	26 XD VGI Bt0.02	27 PD STANLY Bt8.5	28 H.M. King Maha Vajiralongkorn Phra Vajiraklaochaoyuhua's Birthday	29 Additional special holiday

August				
Monday	Tuesday	Wednesday	Thursday	Friday
1 XD EPG Bt0.19	2	3 XD BLAND Bt0.03 BTS Bt0.16 KYE Bt8.55 TMW Bt0.9	4 XW MACO 4 : 1 XE PACE-W3 1 : 1 @Bt0.25	5 XD PTL Bt0.34
8	9	10 PD LHK Bt0.45	11	12 H.M. Queen Sirikit The Queen Mother's Birthday
15	16 PD 3K-BAT Bt0.06	17	18 XW BR 2 : 1 PD TR Bt0.56	19 PD EPG Bt0.19 TSTH Bt0.05 VGI Bt0.02
22 PD BLAND Bt0.03 KYE Bt8.55 TMW Bt0.9 TTT Bt0.5	23 XW JP 2 : 1 PD BTS Bt0.16	24 XW MBAX 3 : 1	25 PD BCT Bt1.65 PTL Bt0.34	26
29	30	31		

XD - Cash Dividend
XD(ST) - Stock Dividend

PD - Payment Date
XR - Rights for Common

XW - Rights for Warrant
XT - Rights for Transferable Subscription Right

XE - Warrant Exercise
CW - Capital write-down

SP - Suspension

Disclaimer

The information in this report has been obtained from sources believed to be reliable. However, its accuracy or completeness is not guaranteed. Any opinions expressed herein reflect our judgment at this date and are subject to change without notice. This report is for information only. It is not to be construed as an offer, or solicitation of an offer to sell or buy any securities. We accept no liability for any loss arising from the use of this document. We or our associates may have an interest in the companies mentioned therein.

SCB Securities Company Limited ("SCBS") is a wholly-owned subsidiary of The Siam Commercial Bank Public Company Limited ("SCB"). Any information related to SCB is for sector comparison purposes.

This document is prepared by SCB Securities Company Limited ("SCBS") which is wholly-owned by the Siam Commercial Bank Public Company Limited ("SCB"). SCB acts as financial advisor of the SCG Chemicals Public Company Limited (SCGC). Any opinions, news, research, analyses, prices, statements, forecasts, projections and/or other information contained in this document (the "Information") is provided as general information purposes only and shall not be construed as individualized recommendation of an offer to buy or sell or the solicitation of an offer to buy or sell any securities. SCBS and/or its directors, officers and employees shall not be liable for any direct, indirect, incidental, special or consequential loss or damage, resulting from the use of or reliance on the Information, including without limitation to, damages for loss of profits. The investors shall use the Information in association with other information and opinion, including their own judgment in making investment decision. The Information is obtained from sources believed to be reliable, and SCBS cannot guarantee the accuracy, completeness and/or correctness of the Information.

This document is prepared by SCB Securities Company Limited ("SCBS") which is wholly-owned by The Siam Commercial Bank Public Company Limited ("SCB"). SCB may be appointed to act as financial advisor in relation to transactions to be carried out by Thai Oil Company Limited. Any opinions, news, research, analyses, prices, statements, forecasts, projections and/or other information contained in this document (the "Information") is provided as general information purposes only and shall not be construed as individualized recommendation of an offer to buy or sell or the solicitation of an offer to buy or sell any securities. SCBS and/or its directors, officers and employees shall not be liable for any direct, indirect, incidental, special or consequential loss or damage, resulting from the use of or reliance on the Information, including without limitation to, damages for loss of profits. The investors shall use the Information in association with other information and opinion, including their own judgment in making investment decision. The Information is obtained from sources believed to be reliable, and SCBS cannot guarantee the accuracy, completeness and/or correctness of the Information.

This document is prepared by SCB Securities Company Limited ("SCBS") which is wholly-owned by The Siam Commercial Bank Public Company Limited ("SCB"). SCB has acted as Financial Advisor, Lead Arranger of Global Power Synergy Public Company Limited. Any opinions, news, research, analyses, prices, statements, forecasts, projections and/or other information contained in this document (the "Information") is provided as general information purposes only, and shall not be construed as individualized recommendation of an offer to buy or sell or the solicitation of an offer to buy or sell any securities. SCBS and/or its directors, officers and employees shall not be liable for any direct, indirect, incidental, special or consequential loss or damage, resulting from the use of or reliance on the Information, including without limitation to, damages for loss of profits. The investors shall use the Information in association with other information and opinion, including their own judgment in making investment decision. The Information is obtained from sources believed to be reliable, and SCBS cannot guarantee the accuracy, completeness and/or correctness of the Information.

This document is prepared by SCB Securities Company Limited ("SCBS") which is wholly-owned by The Siam Commercial Bank Public Company Limited ("SCB"). SCB Asset Management Company Limited ("SCBAM") which is wholly-owned by The Siam Commercial Bank Public Company Limited ("SCB"). SCB has acted as Financial Advisor of Digital Telecommunications Infrastructure Fund. SCBAM has acted as Fund Manager of Digital Telecommunications Infrastructure Fund. Any opinions, news, research, analyses, prices, statements, forecasts, projections and/or other information contained in this document (the "Information") is provided as general information purposes only, and shall not be construed as individualized recommendation of an offer to buy or sell or the solicitation of an offer to buy or sell any securities. SCBS and/or its directors, officers and employees shall not be liable for any direct, indirect, incidental, special or consequential loss or damage, resulting from the use of or reliance on the Information, including without limitation to, damages for loss of profits. The investors shall use the Information in association with other information and opinion, including their own judgment in making investment decision. The Information is obtained from sources believed to be reliable, and SCBS cannot guarantee the accuracy, completeness and/or correctness of the Information.

SCBS reserves the right to modify the Information from time to time without notice and in its sole discretion. This document is delivered to intended recipient(s) only and is not permitted to reproduce, retransmit, disseminate, sell, distribute, republish, circulate or commercially exploit the Information in any manner without the prior written consent of SCBS.

Futures and Options trading carry a high level of risk with the potential for substantial losses, and are not suitable for all persons. Before deciding to trade Futures and Options, you should carefully consider your financial position, investment objectives, level of experience, and risk appetite if Futures and Options trading are appropriate. The possibility exists that you could sustain a loss of some or all of your initial investment. You should be aware of all the risks associated with Futures and Options trading, and you are advised to rely on your own judgment while making investment decision and/or should seek advice from professional investment advisor if you have any doubts.

This document is delivered to intended recipient(s) only and is not permitted to reproduce, retransmit, disseminate, sell, distribute, republish, circulate or commercially exploit the Information in any manner without the prior written consent of SCBS.

Copyright©2012 SCB Securities Company Limited. All rights reserved.

CG Rating 2021 Companies with CG Rating

Companies with Excellent CG Scoring

AAV, ADVANC, AF, AH, AIRA, AKP, AKR, ALT, AMA, AMATA, AMATAV, ANAN, AOT, AP, ARIP, ARROW, ASP, AUCTION, AWC, AYUD, BAFS, BANPU, BAY, BBL, BCP, BCPG, BDMS, BEM, BGC, BGRIM, BIZ, BKI, BOL, BPP, BRR, BTS, BTW, BWG, CENTEL, CFRESH, CHEWA, CHO, CIMBT, CK, CKP, CM, CNT, COM7, COMAN, COTTO, CPALL, CPF, CPI, CPN, CRC, CSS, DDD, DELTA, DEMCO, DRT, DTAC, DUSIT, EA, EASTW, ECF, ECL, EE, EGCO, EPG, ETC, FPI, FPT, FSMART, GBX, GC, GCAP, GFPT, GGC*, GLAND, GLOBAL, GPI, GPSC, GRAMMY, GULF, GUNKUL, HANA, HARN, HMPRO, ICC, ICHI, III, ILINK, ILM, INTUCH, IP, IRPC, ITTEL, IVL, JSP, JWD, K, KBANK, KCE, KKP, KSL, KTB, KTC, LALIN, LANNA, LH, LHFG, LIT, LPN, MACO, MAJOR, MAKRO, MALEE, MBK, MBKET, MC, MCOT, METCO, MFEC, MINT, MONO, MOONG, MSC, MTC, MVP, NCL, NEP, NER, NKI, NOBLE, NSI, NVD, NWR, NYT, OISHI, OR, ORI, OSP, OTO, PAF, PCSGH, PDG, PDJ, PG, PHOL*, PLANB, PLANET, PLAT, PORT, PPS, PR9, PREB, PRG, PRM, PROUD, PSH, PSL, PTG, PTT, PTTEP, PTTGC, PYLON, Q-CON, QH, QTC, RATCH, RS, S, S & J, SAAM, SABINA, SAMART, SAMTEL, SAT, SC, SCB, SCC, SCCC, SCG, SCGP, SCM, SDC, SEAFCO, SEAOL, SE-ED, SELIC, SENA, SHR, SIRI, SIS, SITHAI, SMK, SMPK, SNC, SONIC, SPALI, SPI, SPRC, SPVI, SSSC, SST, STA, STEC*, STI, SUN, SUSCO, SUTHA, SVI*, SYMC, SYNTEC, TACC, TASCOT, TEAMG, TFMAMA, TGH, THANA, THANI, THCOM, THG, THIP, THRE, THREL, TIP*, TIPCO, TISCO, TK, TKT, TMT, TNDT, TNITY, TOA, TOP, TPBI, TQM, TRC, TRU, TRUE, TSC, TSR, TSTE, TSTH, TTA, TTB, TTCL, TTW, TU, TVD, TVI, TVO, TWPC, U, UAC, UBIS, UV, VGI, VIH, WACOAL, WAVE, WHA, WHAUP, WICE, WINNER, ZEN

Companies with Very Good CG Scoring

2S, 7UP, ABICO, ABM, ACE, ACG, ADB, AEONTS, AGE, AHC, AIT, ALL, ALLA, ALUCON, AMANAH, AMARIN, APCO, APCS, APURE, AQUA, ASEFA, ASIAN, ASK, ATP30, BA, BC, BEC, BFIT, BJCHI, BR, CBG, CGH, CHAYO, CHOTI, CI, CMC, CPL, CRD, CSP, DCC, ASAP, ASIA, ASIMAR, ASN, B, BAM, BCH, BEYOND, BJC, BLA, BROOK, CEN, CHARAN, CHG, CHOW, CIG, COLOR, CPW, CSC, CWT, DCON, DHOUSE, DOD, DOHOME, DV8, EASON, EFORL, ERW, ESSO, ESTAR, ETE, FE, FLOYD, FN, FNS, FORTH, FSS, FTE, FVC, GEL, GENCO, GJS, GYT, HEMP, HPT, HTC, HYDRO, ICN, IFS, IMH, IND, INET, INSET, INSURE, IRC, IRCP, IT, ITD*, J, JAS, JCK, JCKH, JMART, JMT, KBS, KCAR, KEX, KGI, KIAT*, KISS, KOOL, KTIS, KUMWEL, KUN, KWC, KWM, L&E, LDC, LEO, LHK, LOXLEY, LRH, LST, M, MATCH, MBAX, MEGA, META, MFC*, MGT, MICRO, MILL, MITSIB, MK, MODERN, MTI, NBC, NCAP, NCH, NETBAY, NEX, NINE, NRF, NTV, OCC, OGC, PATO, PB, PICO, PIMO, PJW, PL, PM, PMTA, PPP, PPPM, PRIME, PRIN, PRINC, PSTC, PT, QLT, RBF, RCL, RICHY, RML, ROJNA, RPC, RT, RWI, S11, SA, SAK, SALEE, SAMCO, SANKO, SAPPE, SAWAD, SCI, SCN, SCP, SE, SFLEX, SFP, SFT, SGF, SIAM, SINGER, SKE, SKN, SKR, SKY, SLP, SMIT, SMT, SNP, SO, SORKON, SPA, SPC, SPCG, SR, SRICHA, SSC, SSF, STANLY, STGT, STOWER*, STPI, SUC, SWC, SYNEX, T, TAE, TAKUNI, TBSP, TCC, TCMC, TEAM, TFG, TFI, TIGER, TITLE, TKN, TKS, TM, TMC, TMD, TMI, TMILL, TNL, TNP, TOG, TPA, TPAC, TPCS, TPS, TRITN, TRT, TSE, TVT, TWP, UEC, UMI, UOBKH, UP, UPF, UPOIC, UTP, VCOM, VL, VNT, VPO, VRANDA, WGE, WIJK, WP, XO, XPG, YUASA

Companies with Good CG Scoring

A, AI, AIE, AJ, AMC, APP, AQ, ARIN, AS, AU, B52, BEAUTY, BGT, BH, BIG, BLAND, BM, BROCK, BSBM, BSM, BYD*, CCP, CITY, CMO, CPT, CSR, EKH, EP, FMT, GLOCON*, GSC, HTECH, IHL, INGRS, JAK, JTS, KASET, KK, KWG, LEE, BTNC, CAZ, CGD, CMAN, CMR, CRANE, D, EMC, F&D, GIFT, GREEN, GTB, HUMAN, IIG, INOX, JR, JUBILE, KCM, KKC, KYE, LPH, MATI, M-CHAI, MCS, MDX, MJD, MORE, MUD, NC, NDR, NFC, NNCL, NOVA, NPK, NUSA, OCEAN, PAF, PF, PK, PLE, PPM, PRAKIT, PRAPAT, PRECHA, PTL, RCI*, RJH, RP, RPH, RSP, SABUY, SF, SGP, SICT, SIMAT, SISB, SK, SMART, SOLAR, SPACK, SPG, SQ, SSP, STARK, STC, SUPER, SVOA, TC, TCCC, THMUI, TNH, TNR, TOPP, TPCH, TPIPL, TPIPP, TPLAS, TPOLY, TQR, TTI, TYCN, UKEM, UMS, UNIQ, UPA, UREKA, VIBHA, W, WIN, WORK, WPH, YGG, ZIGA

Corporate Governance Report

The material contained in this publication is for general information only and is not intended as advice on any of the matters discussed herein. Readers and others should perform their own independent analysis as to the accuracy or completeness or legality of such information. The Thai Institute of Directors, its officers, the authors and editor make no representation or warranty as to the accuracy, completeness or legality of any of the information contained herein. By accepting this document, each recipient agrees that the Thai Institute of Directors Association, its officers, the authors and editor shall not have any liability for any information contained in, or for any omission from, this publication.

The survey result is as of the date appearing in the Corporate Governance Report of Thai Listed Companies. As a result, the survey result may be changed after that date. SCB Securities Company Limited does not conform nor certify the accuracy of such survey result.

To recognize well performers, the list of companies attaining "Good", "Very Good" and "Excellent" levels of recognition

(Not including listed companies qualified in the "no announcement of the results" clause from 1 January 2020 to 26 October 2021) is publicized.

¹ TIP was voluntarily delisted from the Stock Exchange of Thailand effectively on July 24, 2021

² RCI was voluntarily delisted from the Stock Exchange of Thailand, effectively on July 16, 2021

* บริษัทหรือกรรมการหรือผู้บริหารของบริษัทที่มีข่าวด้านกฏการกีดกันผู้ถือหุ้น เช่น การกระทำความผิดเกี่ยวกับหลักทรัพย์ การทุจริต คอรัปชั่น เป็นต้น ซึ่งการใช้ข้อมูล CGR ควรตระหนักถึงข้อดังกล่าวประกอบด้วย

Anti-corruption Progress Indicator

Certified (ได้รับการรับรอง)

2S, 7UP, ADVANC, AF, AI, AIE, AIRA, AKP, AMA, AMANAH, AMATA, AMATAV, AP, APCS, AQUA, ARROW, AS, ASIAN, ASK, ASP, AWC, AYUD, B, BAFS, BAM, BANPU, BAY, BBL, BCH, BCP, BCPG, BEB, BEYOND, BGC, BGRIM, BKI, BLA, BPP, BROOK, BRR, BSBM, BTS, BWG, CEN, CENTEL, CFRESH, CGH, CHEWA, CHOTI, CHOW, CIG, CIMBT, CM, CMC, COM7, COTTO, CPALL, CPF, CPI, CPN, CSC, DCC, DELTA, DEMCO, DIMET, DRT, DTAC, DUSIT, EA, EASTW, ECL, EGCO, EP, EPG, ERW, ESTAR, ETE, FE, FNS, FPI, FPT, FSMART, FSS, FTE, GBX, GC, GCAP, GEL, GFPT, GGC, GJS, GPI, GPSC, GSTEEL, GULF, GUNKUL, HANA, HARN, HEMP, HENG, HMPRO, HTC, ICC, ICHI, IFS, ILINK, INET, INSURE, INTUCH, IRC, IRPC, ITTEL, IVL, JKN, JR, K, KASET, KBANK, KBS, KCAR, KCE, KGI, KKP, KSL, KTB, KTC, KWI, L&E, LANNA, LH, LHFG, LHK, LPN, LRH, M, MAKRO, MALEE, MATCH, MBAX, MBK, MC, MCOT, META, MFC, MFC, MILL, MINT, MONO, MOONG, MSC, MST, MTC, MTI, NATION, NBC, NEP, NINE, NKI, NOBLE, NOK, NSI, NWR, OCC, ORI, PAP, PATO, PB, PCSGH, PDG, PDJ, PG, PHOL, PK, PL, PLANB, PLANET, PLAT, PM, PPT, PPPM, PPS, PR9, PREB, PRG, PRINC, PRM, PROS, PSH, PSL, PSTC, PT, PTG, PTT, PTTEP, PTTGC, PYLON, Q-CON, QH, QLT, QTC, RATCH, RML, RWI, S & J, SAAM, SABINA, SAPPE, SAT, SC, SCB, SCC, SCCC, SCG, SCGP, SCM, SCN, SEAOL, SE-ED, SELIC, SENA, SGP, SINGER, SIRI, SITHAI, SKR, SMIT, SMC, SMPK, SNC, SNP, SORKON, SPACK, SPALI, SPC, SPI, SPRC, SRICHA, SSF, SSP, SSSC, SST, STA, STOWER, SUSCO, SVI, SYMC, SYNTEC, TAE, TAKUNI, TASCOT, TCAP, TCMC, TFG, TFI, TFMAMA, TGH, THANI, THCOM, THIP, THRE, THREL, TIDLOR, TIPCO, TISCO, TKS, TKT, TMILL, TMT, TNITY, TNL, TNP, TNR, TOG, TOP, TOPP, TPA, TPCS, TPP, TRU, TRUE, TSC, TSTE, TSTH, TTA, TTB, TTCL, TU, TVD, TVI, TVO, TWPC, U, UBE, UBIS, UEC, UKEM, UOBKH, UPF, UV, VGI, VIH, WACOAL, WHA, WHAUP, WICE, WIJK, XO, YUASA, ZEN, ZIGA

Declared (ประกาศเจตนารมณ์)

AH, AJ, ALT, APCO, B52, BEC, CHG, CI, CPL, CPR, CPW, CRC, DDD, DHOUSE, DOHOME, ECF, EKH, ETC, EVER, FLOYD, GLOBAL, III, ILM, INOX, JTS, KEX, KUMWEL, LDC, MAJOR, MEGA, NCAP, NOVA, NRF, NUSA, NYT, OR, PIMO, PLE, RS, SAK, SIS, STECH, STGT, SUPER, SVT, TKN, TMI, TQM, TSI, VARO, VCOM, VIBHA, WIN

N/A

3K-BAT, A, A5, AAV, ABICO, ABM, ACAP, ACC, ACE, ACG, ADB, ADD, AEONTS, AFC, AGE, AHC, AIT, AJA, AKR, ALL, ALLA, ALPHAX, ALUCON, AMARIN, AMC, AMR, ANAN, AOT, APEX, APP, APURE, AQ, ARIN, ARIP, ASAP, ASEFA, ASIA, ASIMAR, ASN, ASW, ATP30, AU, AUCTION, BA, BBGI, BBIK, BC, BCT, BDMS, BEAUTY, BEM, BFIT, BGT, BH, BIG, BIOTECH, BIS, BIZ, BJC, BJCHI, BKD, BLAND, BLESS, BLISS, BM, BOL, BR, BRI, BROCK, BSM, BTNC, BTW, BUI, BYD, CAZ, CBG, CCET, CCP, CEYE, CGD, CHARAN, CHAYO, CHO, CITY, CIVIL, CK, CKP, CMAN, CMO, CMR, CNT, COLOR, COMAN, CPANEL, CPH, CPT, CRANE, CRD, CSP, CSR, CSS, CTW, CV, CWT, D, DCON, DITTO, DMT, DOD, DPAINT, DTIC, DV8, EASON, EE, EFORL, EMC, ESSO, F&D, FANCY, FMT, FN, FORTH, FTI, FVC, GENCO, GIFT, GL, GLAND, GLOCON, GLORY, GRAMMY, GRAND, GREEN, GSC, GTB, GYT, HFT, HL, HPT, HTECH, HUMAN, HYDRO, ICN, IFEC, IHL, IIG, IMH, IND, INGRS, INSET, IP, IRCP, IT, ITD, J, JAK, JAS, JCK, JCKH, JCT, JDF, JMART, JMT, JP, JUBILE, JWD, KAMART, KC, KCC, KCM, KDH, KIAT, KISS, KK, KKC, KOOL, KTIS, KUN, KWC, KWM, KYE, LALIN, LEE, LEO, LIT, LOXLEY, LPH, LST, MACO, MANRIN, MATI, MAX, M-CHAI, MCS, MDX, MENA, METCO, MGT, MICRO, MIDA, MITSIB, MJD, MK, ML, MODERN, MORE, MPIC, MUD, MVP, NC, NCH, NCL, NDR, NER, NETBAY, NEW, NEWS, NEX, NFC, NNCL, NPK, NSL, NTV, NV, NVD, OHTL, OISHI, ONEE, OSP, OTO, PACE, PACO, PAE, PAF, PEACE, PERM, PF, PICO, PIN, PJW, PLUS, PMTA, POLAR, POMPU, PORT, POST, PPM, PRAKIT, PRAPAT, PRECHA, PRIME, PRIN, PRO, PROEN, PROUD, PSG, PTC, PTECH, PTL, RAM, RBF, RCL, RICHY, RJH, ROCK, ROH, ROJNA, RP, RPC, RPH, RSP, RT, S, S11, SA, SABUY, SAFARI, SALEE, SAM, SAMART, SAMCO, SAMTEL, SANKO, SAUCE, SAWAD, SAWANG, SCI, SCP, SDC, SE, SEAFCO, SECURE, SENAJ, SFLEX, SFP, SFT, SGF, SHANG, SHR, SIAM, SICT, SIMAT, SISB, SK, SKE, SKN, SKY, SLM, SLP, SMART, SMD, SMT, SNNP, SO, SOLAR, SONIC, SPA, SPCG, SPG, SPVI, SQ, SR, SSC, SSS, STANLY, STARK, STC, STEC, STHAI, STI, STP, STPI, SUC, SUN, SUTHA, SVH, SVOA, SWC, SYNEX, TACC, TAPAC, TC, TCC, TCCC, TCJ, TCOAT, TEAM, TEAMG, TEKA, TFM, TGPRO, TH, THAI, THANA, THE, THG, THL, THMUI, TIGER, TIPH, TITL, TK, TKC, TM, TMC, TMD, TNEX, TNDT, TNH, TNPC, TOA, TPAC, TPBI, TPCH, TPIPL, TPIPP, TPLAS, TPOLY, TPS, TQR, TR, TRC, TRITN, TRT, TRUBB, TRV, TSE, TSF, TSR, TTI, TTT, TTW, TVT, TWP, TWZ, TYCN, UAC, UMI, UMS, UNIQ, UP, UPA, UPOIC, UREKA, UTP, UVAN, VL, VNG, VPO, VRANDA, W, WAVE, WFX, WGE, WINMED, WINNER, WORK, WORLD, WP, WPH, XPG, YGG

Explanations

Companies participating in Thailand's Private Sector Collective Action Coalition Against Corruption programme (Thai CAC) under Thai Institute of Directors (as of May 9, 2022) are categorised into: companies that have declared their intention to join CAC, and companies certified by CAC.