



Support - Resistances

1545/1535 – 1560/1565



Market today

“Down on selling before a long holiday and economic worries”

The SET is expected to decline today on profit-taking to reduce risk ahead of a long holiday during which the FOMC meets and Q2 US GDP is reported. Plus, there are also negative economic signs after Walmart lowered its operating target and the IMF reduced its world GDP growth forecast. The SET has support between 1,535–1,545 and upside is limited at resistance between 1,560 - 1,565.



Today's highlights

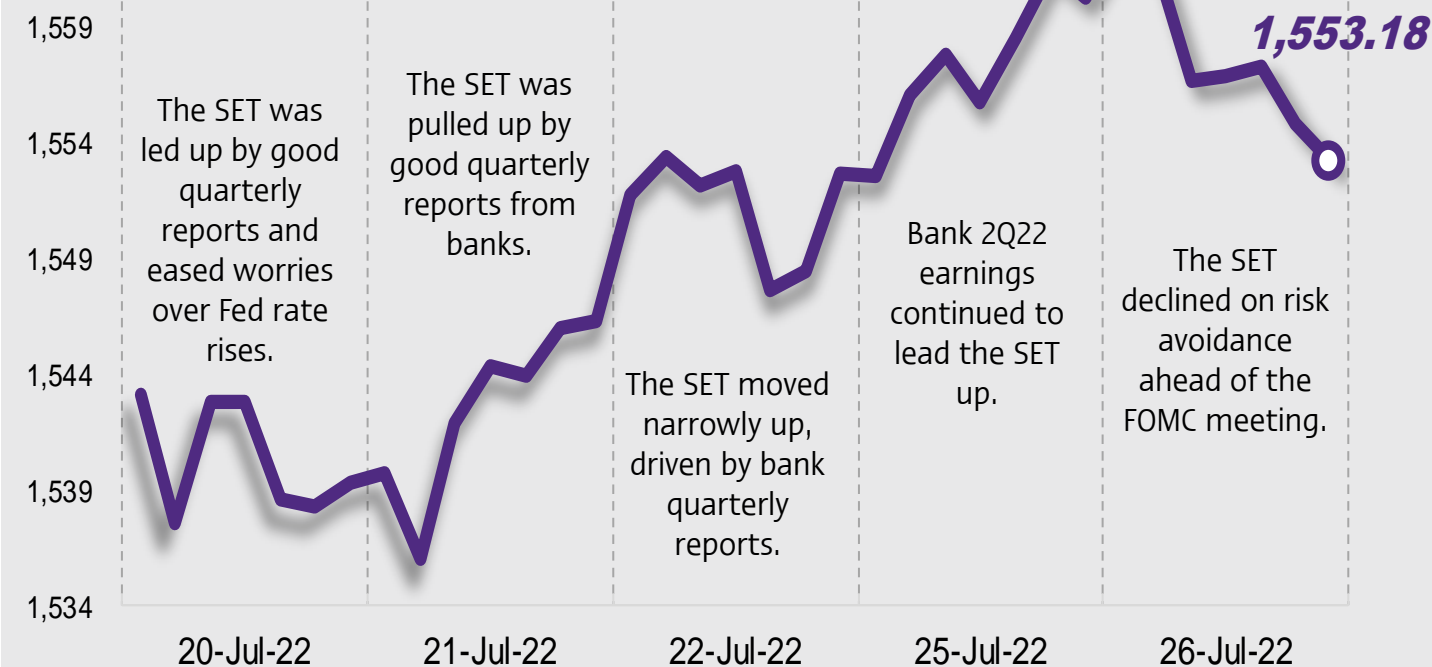
- Russia has reduced natural gas delivery through Nord Stream 1 by 20% as a turbine system is halted, while Germany is concerned about a recession brought by rising energy prices
- The IMF adjusted world GDP forecasts, reducing 2022 growth by 40 basis points to 3.2% and 2023 growth by 7 bps to 2.9% as more risks have emerged since April.
- The FPO has retained its Thai GDP growth forecast at 3.5% and expects 2023 GDP growth of 3.2-4.2%. The cabinet has agreed to a “50-50” scheme (phase 5) and to a top-up of welfare cards, both starting in September.



Strategy today

In the short-term, the SET cannot expect a vigorous recovery as the economic picture as a whole is not good and high inflation is expected to start hurting purchasing power. As well, there are more risks to watch this week such as the Fed's action on monetary policy (July 28) and the Chinese government's action on COVID-19 control after the number of cases has risen. We recommend “selective buy” in quality stocks with specific positive drivers and good earnings momentum.

See the end of this report for disclaimer



Trading today

Weekly portfolio: Investment view is still cautious and selective. We recommend good quality stocks with signs of earnings recovery and expectations of good 2Q22 quarterly reports as the market enters quarterly reports season:

- 1) stocks whose previews are good and whose forecasts are likely to be raised after reporting 2Q22 earnings – BCP, AWC and ERW;
- 2) stocks whose performance is expected to have already passed bottom and whose earnings momentum will improve from 2Q22 and whose valuation is inexpensive– IVL, KCE, DELTA and MTC.

In the short term, we recommend being cautious toward 1) commodity stocks such as palm oil (UVAN, UPOIC, VPO and CPI), wheat and cassava (UBE, TMILL and TWPC) as palm oil and wheat prices are on a downward trend due resolution of the tight supply problem after more exports from Indonesia and Malaysia (palm oil) and Ukraine and Russia have made an agreement to allow grain exports (wheat); 2) stocks affected by higher policy risks in a partner country like Myanmar such as CBG and OSP; and 3) stocks whose forecasts may be cut on pressure from high expectations - ASP, MST, NRF, OSP and DTAC.



Daily focus

BDMS: 2Q22 earnings are expected to be good from non-related COVID-19 revenue, continuing into 2H22, giving 2022 earnings growth of 39% YoY as it can pass costs on to clients. The stock price is likely to increase as it lags compared to other stocks that benefit from tourism recovery.

HMPRO: 2Q22 earnings grew by 6% YoY and 3Q22 earnings are expected to grow YoY as SSS is up YoY off a low base in July–August last year from the lockdown. Sales and margin are also expected to improve.

Today's reports

Petrochemicals – Product spread under greater pressure

AP – Expect 2Q22F to be up YoY but down QoQ

HMPRO – 2Q22: In line with market estimates

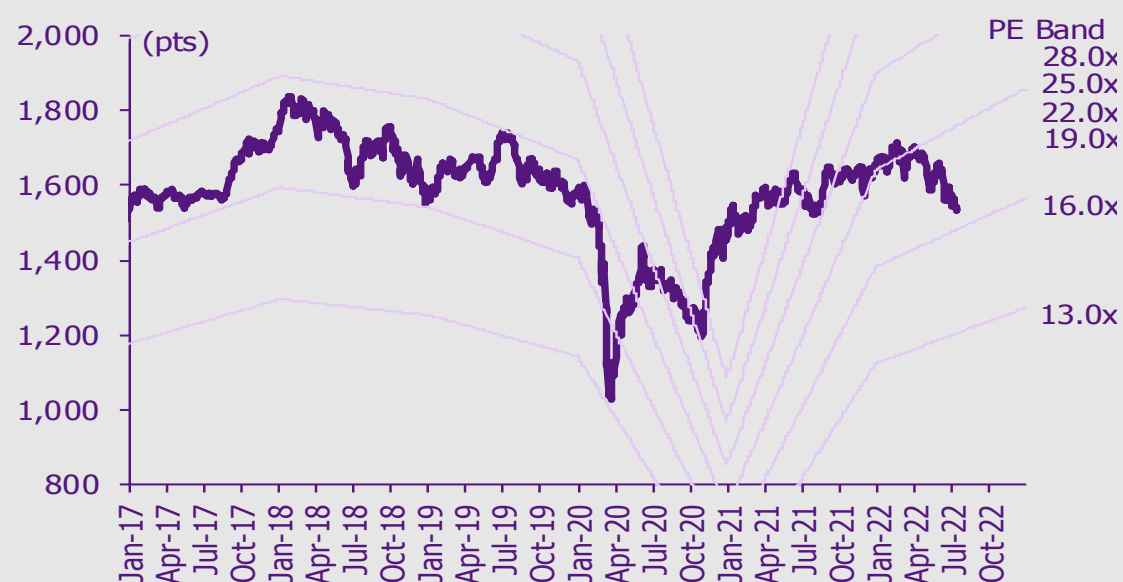
SCCC – 2Q22: Above market estimates

SCGP – 2Q22: In line with estimates

What to watch

Date	Event
26 Jul	Economic release: US – CB consumer confidence for Jul Event: FOMC meeting
27 Jul	Economic release: US – Durable goods orders for Jun, crude oil inventories Event: FOMC meeting
28 Jul	Economic release: US – Advance GDP for 2Q22, unemployment claims
29 Jul	Economic release: JP – Unemployment rate for Jun, prelim industrial production for Jun, retail sales for Jun, consumer confidence for Jul, CN – manufacturing and non-manufacturing PMI for Jul, EU – CPI flash estimate for Jul, prelim flash GDP for 2Q22, US – Core PCE price index for Jun and personal spending for Jun

SET Index movement



See the end of this report for disclaimer

SET index series

Index	26 Jul (pts)	Chg (pts)	Chg (%)	Value (Btmn)
SET	1,553.18	(7.13)	(0.46)	58,698.22
SET50	950.42	(2.65)	(0.28)	35,842.78
SET100	2,149.06	(6.70)	(0.31)	42,380.27
sSET	1,018.31	(5.14)	(0.50)	1,907.40
SETCLMV	978.00	(4.72)	(0.48)	24,223.03
SETHD	1,140.85	(0.71)	(0.06)	12,169.70
SETTHSI	993.24	(4.24)	(0.42)	35,548.81
SETWB	962.78	(4.58)	(0.47)	9,520.48
mai	574.57	(3.87)	(0.67)	3,557.01

Trading summary by investor type

(Btmn)	26 Jul	WTD	MTD	YTD
Foreign				
Net	411	1,906	2,251	114,880
Breakdown (%)	46.56	45.01	50.04	47.15
Institution				
Net	(2,021)	(295)	(10,457)	(99,431)
Breakdown (%)	10.00	9.53	8.55	7.86
PropTrade				
Net	524	810	7	1,451
Breakdown (%)	8.87	9.09	9.01	8.59
Individual				
Net	1,086	(2,421)	8,198	(16,900)
Breakdown (%)	34.57	36.37	32.40	36.39

% of total trade value for each investor type

S50 futures trading by foreign investors

(Contract)	26-Jul	WTD	MTD	YTD
Foreign	7,305	32,605	34,364	6,160
Institution	(1,242)	(6,680)	(10,793)	2,538
Customer	(6,063)	(25,925)	(23,571)	(8,698)

Bond trading by foreign investors

(Btmn)	26-Jul	WTD	MTD	YTD
Buy	2,562	3,929	38,023	677,882
Sell	3,920	5,090	40,856	572,345
Net	-1,357	-1,161	-2,833	105,536

Investment Strategy Department

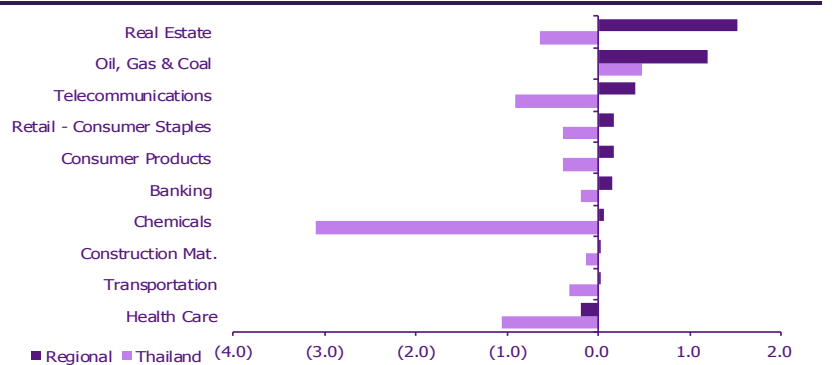
Market update

Global market movement

	26-Jul	Index	Chg (pts)	Performance (%)				PE (x)		EPS gth (%)		PBV (x)		ROE (%)	
				1D	WTD	MTD	YTD	22F	23F	22F	23F	22F	23F	22F	23F
S&P 500		3,921	(45.79)	(1.2)	(1.0)	3.6	(17.7)	17.2	15.9	18.0	7.8	3.6	3.3	23.2	22.5
Euro Stoxx 600		426	(0.12)	(0.0)	0.1	4.6	(12.6)	12.2	11.6	25.2	5.1	1.7	1.6	11.5	11.5
Japan		27,655	(44.04)	(0.2)	(0.9)	4.8	(3.9)	15.5	14.5	1.6	6.9	1.6	1.5	9.7	10.0
Hang Seng		20,906	342.94	1.7	1.4	(4.4)	(10.6)	10.9	9.4	(27.1)	16.5	1.1	1.0	11.3	11.3
MSCI Asia x J		644	2.23	0.3	0.0	(1.4)	(18.4)	12.6	11.4	(0.2)	10.9	1.5	1.4	11.7	11.5
Philippines		6,223	13.47	0.2	(0.6)	1.1	(12.6)	15.3	12.6	19.8	20.8	1.4	1.3	8.3	9.5
Indonesia		6,872	13.13	0.2	(0.2)	(0.6)	4.4	16.1	15.1	38.3	7.2	2.0	1.9	(7.2)	(7.0)
Malaysia		1,464	(5.53)	(0.4)	(0.1)	1.3	(6.6)	14.1	12.7	(0.2)	10.5	1.4	1.4	10.2	11.0
Thailand		1,553	(7.13)	(0.5)	0.0	(1.0)	(6.3)	15.8	14.5	13.6	9.4	1.6	1.5	8.3	8.9
Asean 4 - simple avg.				(0.1)	(0.2)	0.2	(5.3)	15.3	13.7	17.8	12.0	1.6	1.5	4.9	5.6
China		3,277	27.05	0.8	0.2	(3.6)	(10.0)	11.2	9.9	18.6	13.4	1.3	1.2	11.1	10.9
India		55,268	(497.73)	(0.9)	(1.4)	4.2	(5.1)	20.2	17.8	17.5	13.5	3.0	2.7	15.1	15.6
Singapore		3,192	11.65	0.4	0.3	2.9	2.2	12.7	11.1	9.5	14.2	1.1	1.0	8.8	9.7
Taiwan		14,807	(129.55)	(0.9)	(1.0)	(0.1)	(18.7)	10.2	10.6	9.7	(4.2)	1.9	1.7	21.4	18.3
Korea		2,413	9.27	0.4	0.8	3.4	(19.0)	9.9	8.8	1.2	13.3	0.9	0.9	7.1	11.9
Others				(0.0)	(0.2)	1.4	(10.1)	12.9	11.6	11.3	10.1	1.6	1.5	12.7	13.3

Regional sector movement

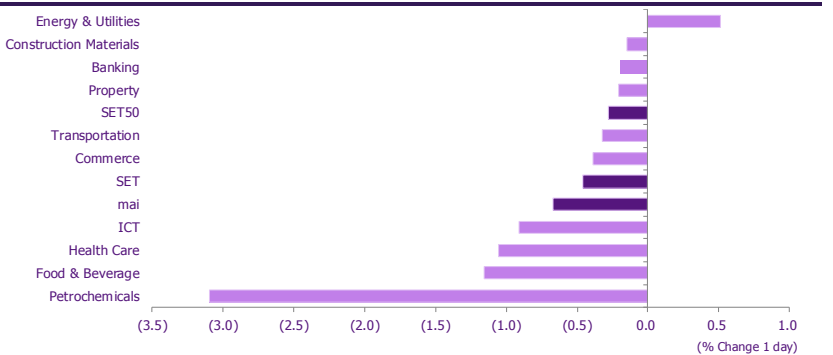
	Price performance (%) *			
	26-Jul	WoW	MoM	YTD
Banking	0.14	1.38	(3.10)	(11.78)
Chemicals	0.06	0.40	(0.55)	(5.25)
Construction Mat.	0.02	0.91	(1.34)	(7.76)
Consumer Products	0.16	0.41	0.45	(3.99)
Health Care	(0.19)	0.61	0.50	(13.77)
Oil, Gas & Coal	1.19	2.04	(3.90)	(1.70)
Real Estate	1.51	1.15	(4.49)	(17.41)
Retail - Consumer Staples	0.16	0.41	0.45	(3.99)
Telecommunications	0.40	0.53	(2.28)	(15.68)
Transportation	0.01	1.11	(2.35)	(6.70)



* Regional sector price performances (%) are based on US\$ and Thai sector price performances (%) are based on baht

Thailand sector movement

	Price performance (%)			
	26-Jul	WoW	MTD	YTD
Banking	(0.19)	4.99	(1.72)	(12.57)
Commerce	(0.39)	2.31	0.30	(6.46)
Construction Materials	(0.15)	0.33	(1.43)	(6.74)
Energy & Utilities	0.51	0.76	0.47	(2.54)
Food & Beverage	(1.16)	(0.47)	(4.65)	(5.22)
Health Care	(1.05)	0.15	3.44	16.75
ICT	(0.91)	(1.15)	(1.92)	(11.70)
Petrochemicals	(3.10)	(0.76)	(5.10)	(11.48)
Property	(0.20)	2.04	0.14	(2.19)
Transportation	(0.33)	(0.11)	(2.45)	4.67
SET	(0.46)	1.29	(0.97)	(6.30)
SET50	(0.28)	1.08	(0.07)	(4.07)
MAI	(0.67)	1.75	(3.86)	(1.30)



10 Most active stocks by value

Stock	Price (฿)	Value (฿tmn)	Chg (%)
KBANK	145.00	4,574.16	1.40
TLI	15.00	4,223.28	(5.66)
PTTEP	161.50	2,011.01	1.89
IVL	44.00	1,937.50	(4.35)
AOT	69.25	1,736.71	(0.36)
SCB	100.50	1,628.49	(1.47)
CPALL	60.50	1,523.89	(1.22)
SCC	370.00	1,300.09	(0.27)
BANPU	13.10	1,279.31	0.77
KTB	15.90	1,263.31	0.00

Top 10 gainers

Stock	Price (฿)	Value (฿tmn)	Chg (%)
SPACK	5.25	374.15	8.92
LANNA	23.50	294.01	6.33
AS	14.90	61.67	5.67
CHARAN	28.50	0.02	5.56
SLP	0.78	1.22	5.41
TEAM	4.66	643.49	4.02
TGPRO	0.26	2.37	4.00
AJA	0.27	3.81	3.85
TRC	0.29	0.91	3.57
DEMCO	3.20	17.11	3.23

Top 10 losers

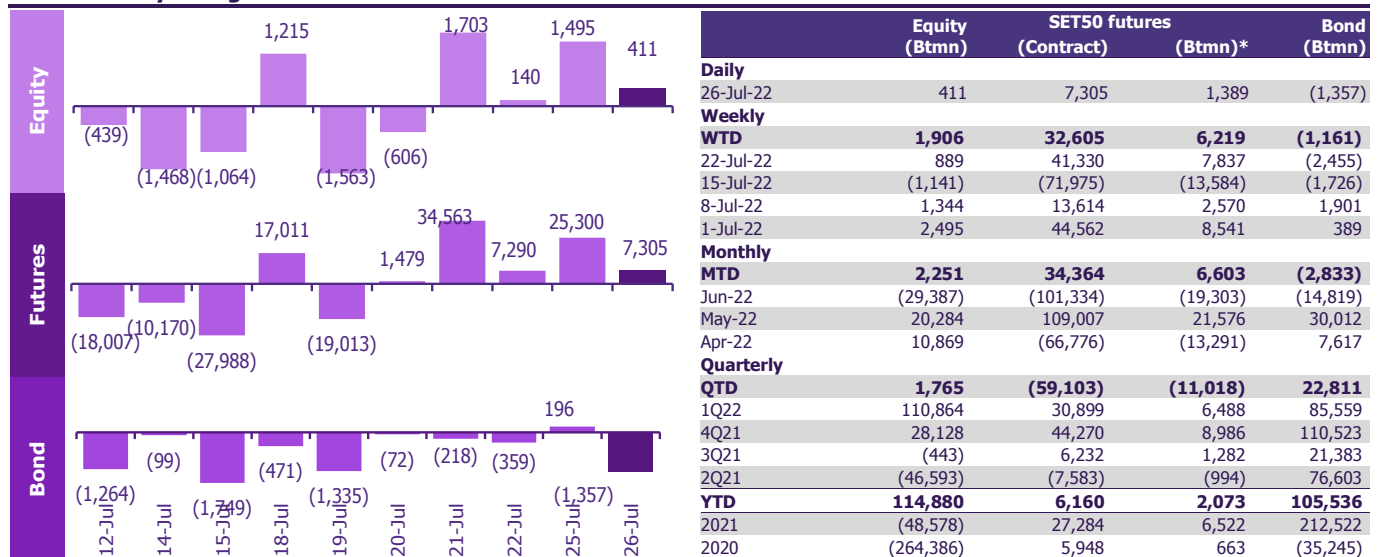
Stock	Price (฿)	Value (฿tmn)	Chg (%)
JTS	96.50	534.68	(8.53)
KKC	0.54	0.18	(6.90)
CPH	27.00	143.05	(6.90)
VARO	10.10	70.89	(6.48)
TLI	15.00	4,223.28	(5.66)
BTNC	10.50	0.05	(5.41)
AFC	10.70	14.28	(5.31)
KWI	2.68	10.46	(4.96)
URBNPF	2.36	0.00	(4.84)
SHREIT	2.40	0.24	(4.76)

Fund flow monitor

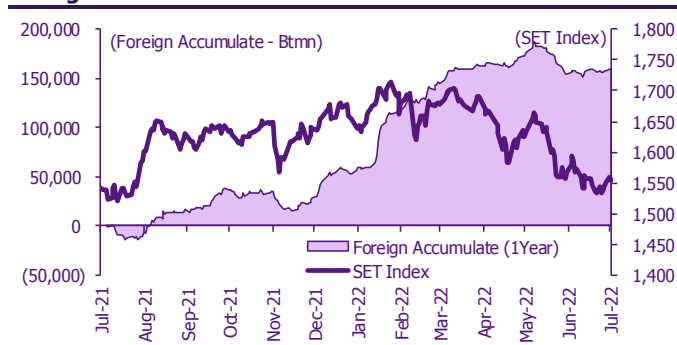
Regional foreign fund flows to equity

(US\$ Mn)	Thailand	Indonesia	Philippines	Malaysia	Vietnam	India	Taiwan	South Korea	Japan
Daily									
26-Jul-22	11	105	(8)		2		(136)	(39)	
25-Jul-22	41	(18)	(12)	4	7	(72)	(49)	18	
22-Jul-22	4	(25)	(3)	12	16	(77)	(252)	(25)	
21-Jul-22	46	36	(2)	6	17	234	415	286	
20-Jul-22	(17)	25	0	(4)	8	877	(111)	(29)	
Weekly									
WTD	52	87	(20)	4	9	(72)	(185)	(20)	3,435
22-Jul-22	24	3	(14)	34	24	1,194	(104)	733	0
15-Jul-22	(31)	(109)	(46)	(6)	(51)	(638)	(617)	75	3,435
8-Jul-22	37	(169)	(26)	(27)	(45)	(109)	35	350	3,867
1-Jul-22	71	(266)	(41)	(73)	8	(681)	(1,436)	(950)	(3,627)
Monthly									
MTD	61	(193)	(110)	2	(72)	14	(1,228)	798	3,675
Jun-22	(841)	(501)	(207)	(291)	89	(6,342)	(7,724)	(4,796)	(9,556)
May-22	592	(243)	(350)	18	138	(4,871)	57	170	(1,993)
Apr-22	321	2,783	(99)	193	170	(3,816)	(9,102)	(4,963)	29,604
YTD	3,503	4,075	(885)	1,463	3	(28,542)	(35,297)	(15,289)	4,248

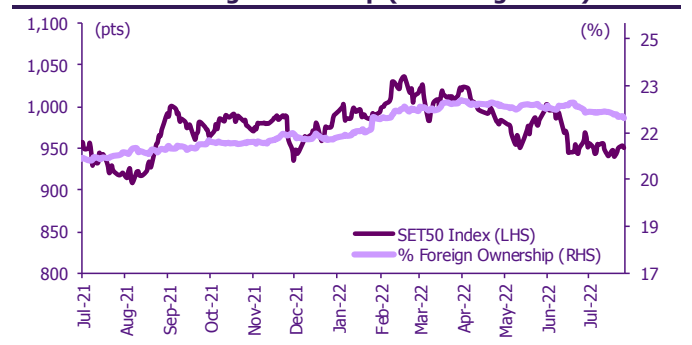
Thailand daily foreign net flows



Foreign net flow and SET movement



SET50 and its foreign ownership (excluding NVDR)



Foreign buy/sell activity monitor

Most foreign holding value change

	Fgn hld (%)	Δ Fgn (M.shares)	Buy* (Btmn)		Fgn hld (%)	Δ Fgn (M.shares)	Sell* (Btmn)		Buy* (Btmn)	Sell* (Btmn)	
KBANK	41.79	0.87	126	TRUE	48.71	(85.25)	(392)	KBANK	466	IVL	(262)
SCB	17.63	1.24	124	BBL	24.32	(0.86)	(114)	PTTEP	307	COM7	(187)
ADVANC	35.58	0.32	64	PTTEP	15.27	(0.62)	(101)	KTB	223	BDMS	(153)
BH	25.17	0.22	39	CPN	23.54	(1.38)	(86)	SCB	184	ADVANC	(130)
HMPRO	13.23	2.57	35	INTUCH	30.20	(1.18)	(83)	SCGP	139	PTTGC	(124)
BANPU	8.97	2.52	33	TTB	27.20	(65.04)	(77)	TIDLOR	124	GULF	(88)
KCE	20.16	0.35	20	PTT	8.62	(1.84)	(64)	BBL	115	MTC	(81)
SPALI	16.92	0.90	17	JMT	5.59	(0.79)	(59)	BH	109	HMPRO	(75)
MEGA	12.38	0.33	16	BTS	22.27	(6.67)	(57)	PTT	107	RATCH	(59)
CK	8.51	0.76	16	COM7	5.36	(1.35)	(42)	MINT	100	CBG	(48)

Top-5 NVDR net buy/sell

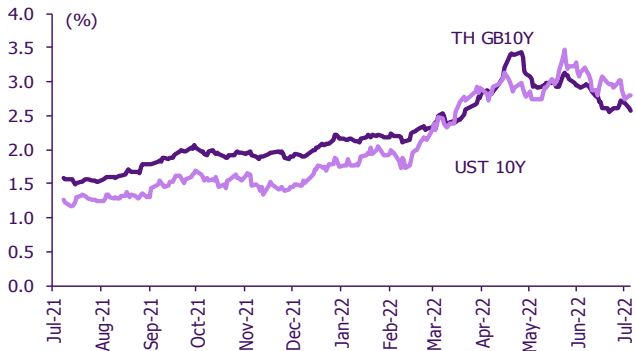
* SCBS Investment Research estimates

Multi-asset price update

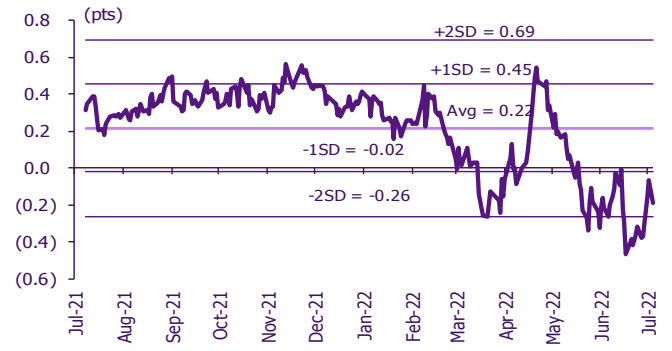
Key indicator update

	Close	26-Jul	WoW	MoM	YoY	YTD
Financial market condition						
VIX Index	24.69	5.69	0.78	(9.33)	40.44	43.38
Europe CDS (bps)	113.413	8.85	(0.36)	3.42	66.97	65.53
LIBOR OIS Spread (bps)	0.17179	(1.49)	(2.38)	2.84	13.14	8.17
TED Spread (bps)	0.2953	(3.18)	0.68	(30.81)	20.42	11.66
Exchange rate						
Dollar Index	107.20	0.68	0.49	2.96	15.73	12.06
USD/THB	36.73	0.05	0.34	3.68	11.56	10.62
EUR/USD	1.01	(1.00)	(1.09)	(4.14)	(14.04)	(10.99)
USD/JPY	136.92	0.20	(0.90)	1.29	23.92	18.99
Bond: (Change in basis points)						
TH Gov Bond 2Y	1.77%	(1.67)	2.48	2.40	126.69	111.98
TH Gov Bond 10Y	2.58%	(3.11)	(7.14)	(33.87)	98.09	68.33
US Gov Bond 2Y	3.05%	3.66	(18.26)	(2.11)	283.95	232.46
US Gov Bond 10Y	2.80%	0.73	(22.51)	(33.62)	151.83	128.42
Commodities						
CRB Index	575.46	0.00	(0.12)	(3.92)	2.44	(0.49)
Gold (US\$/oz)	1,716.40	(0.13)	0.34	(6.01)	(4.49)	(6.17)
Gross Refining Margin (US\$/bbl)	21.34	0.00	31.40	(43.21)	n.m.	249.26
Dubai Crude (US\$/bbl)	102.63	0.00	(1.11)	8.61	40.92	40.24
NYMEX Crude (US\$/bbl)	94.98	(1.78)	(8.87)	(11.75)	32.08	96.08
Baltic Dry Index (pts)	2,061.00	(2.51)	(3.92)	(11.58)	(35.79)	(7.04)

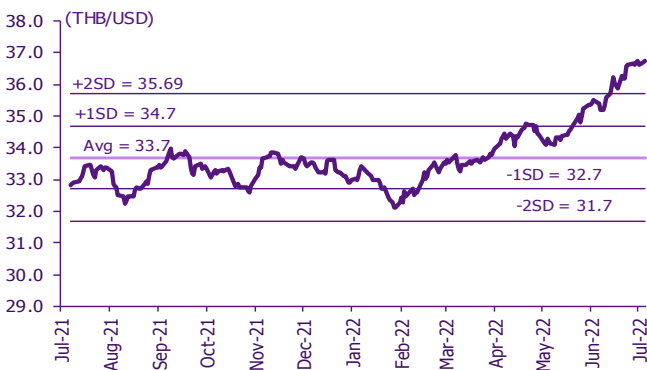
Thai and US 10-year government bond yield



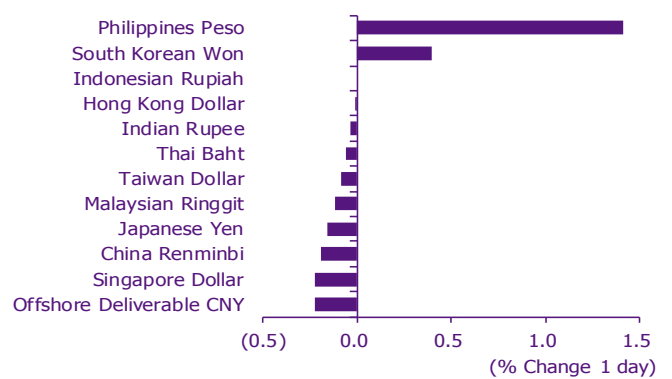
Thai and US 10-year government bond spread



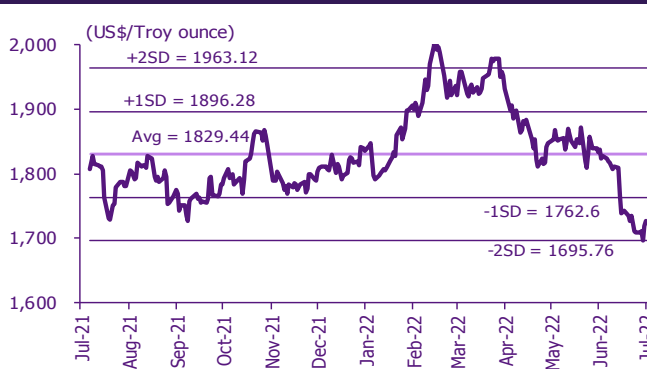
THB/USD exchange rate



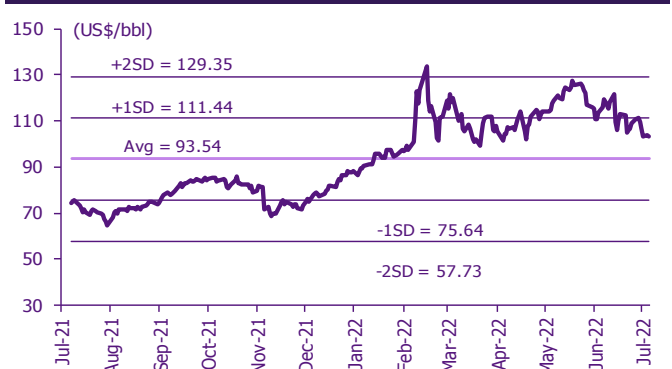
Regional foreign exchange rate spot return



Gold



Brent crude



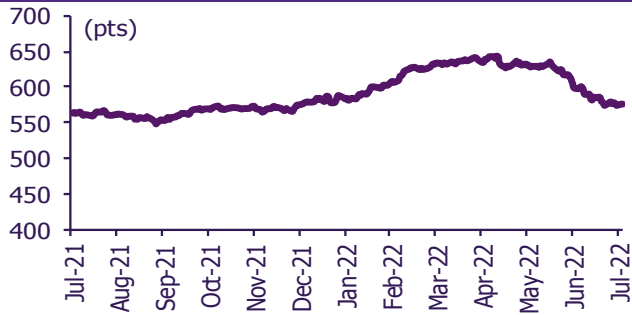
Commodities daily price update

	As of 26-Jul-22	-1W %	Avg. Price QTD in 3Q22	% QoQ	% YoY	Avg. Price in '21	% YoY	Avg. Price in '22	% YoY	Update
CRB Index	575.46	(0.5)	579.94	(7.9)	3.9	535.54	36.83	612.37	14.3	Daily
Energy Prices										
Crude Oil - Dubai (US\$/bbl)	103.76	(3.2)	106.91	(1.9)	49.9	68.86	63.18	103.43	50.2	Daily
Brent Crude (US\$/bbl)	103.41	(6.4)	109.23	(3.2)	49.6	70.52	66.54	106.61	51.2	Daily
West Texas Int. Cushing (US\$/bbl)	94.98	(7.4)	100.73	(7.5)	38.0	68.06	72.51	101.80	49.6	Daily
Crude Oil - Asia-Pacific Tapis Oil Spot (US\$/bbl)	113.56	(0.1)	114.91	(3.2)	57.4	71.82	61.89	111.89	55.8	Daily
Natural Gas Henry Hub (US\$/mmBTU)	8.91	19.7	6.90	(9.1)	104.2	3.13	30.07	6.19	97.5	Daily
Coal Price NEX (US\$/MT)	425.35	(3.3)	412.32	11.1	153.8	138.28	135.73	332.36	140.4	Friday
Oil Product Prices and Gross Refinery Margin										
Gas Oil 500 ppm Sulfur Singapore (US\$/bbl)	136.81	(3.0)	138.93	(6.3)	76.4	76.20	52.83	131.07	72.0	Daily
Gas Oil - Dubai (US\$/bbl)	33.05	(2.5)	32.02	(18.6)	330.9	7.34	(4.17)	27.64	276.5	Daily
Gasoline, 92 RON Spot (US\$/bbl)	111.61	1.9	115.20	(22.3)	43.4	76.66	75.97	122.74	60.1	Daily
Gasoline - Dubai (US\$/bbl)	7.85	232.6	8.29	(70.8)	(7.9)	7.80	472.22	19.32	147.8	Daily
Fuel Oil 180 Singapore Spot (US\$/bbl)	77.15	(0.7)	78.66	(47.0)	22.1	61.57	60.99	90.71	47.3	Daily
Fuel Oil - Dubai (US\$/bbl)	(26.61)	(9.7)	(28.26)	214.3	307.1	-7.29	84.36	(12.72)	74.5	Daily
Jet Kerosene - Spot Price (US\$/bbl)	131.81	(2.6)	133.46	(6.1)	77.4	73.98	60.45	126.36	70.8	Daily
Jet Kerosene - Dubai (US\$/bbl)	28.05	(0.4)	26.55	(20.1)	582.5	5.12	31.00	22.93	347.7	Daily
SG Dubai Hydrocracking Refinery Margin (US\$/bbl)	19.49	20.0	19.35	(32.3)	1,660.0	2.00	467.16	18.99	850.7	Daily
Olefins Product Prices and Spread										
Ethylene, FOB Japan Spot (US\$/MT)	860	0.0	904	(19.4)	(7.6)	1,010	39.56	1,109	9.9	Tuesday
Ethylene Spread (US\$/MT)	97	8.4	119	234.2	(60.6)	361	5.77	239	(33.9)	Daily
Propylene (Olefins), FOB Japan Spot (US\$/MT)	905	(1.1)	937	(14.0)	(3.4)	1,005	27.27	1,074	6.8	Tuesday
Propylene Spread (US\$/MT)	142	(1.7)	152	(27.0)	(48.3)	356	(12.55)	203	(43.0)	Daily
Naphtha - Singapore Spot FOB (US\$/MT)	763	(1.0)	785	(11.0)	16.1	649	69.72	871	34.2	Daily
Polyolefins Prices and Spread										
Polye HDPE SE Asia (US\$/MT)	1,160	(3.3)	1,204	12.8	(63.1)	1,179	33.19	1,299	10.2	Tuesday
HDPE-Naphtha Spread (US\$/MT)	397	(7.6)	419	234.4	(9.0)	530	5.43	428	(19.3)	Daily
Polye LDPE-Film, CFR SE Asia Spot (US\$/MT)	1,480	(1.3)	1,502	(10.0)	(15.5)	1,525	51.71	1,623	6.4	Tuesday
LDPE-Naphtha Spread (US\$/MT)	717	(1.7)	717	52.1	62.0	876	40.66	752	(14.2)	Daily
PP Film, Spot South East Asia (US\$/MT)	1,110	(5.9)	1,196	(10.0)	(3.0)	1,298	35.78	1,304	0.4	Tuesday
PP Spread (US\$/MT)	347	(15.3)	411	(7.9)	(26.2)	649	13.18	433	(33.4)	Daily
MEG Prices and Spread										
MEG, CFR South East Asia (US\$/MT)	540	1.9	548	(14.4)	(20.4)	679	(88.71)	651	(4.2)	Tuesday
MEG Spread (US\$/MT)	7	(312.5)	-12	(84.5)	(115.2)	53	120.79	-37	n.m.	Tuesday
Aromatics Product Prices and Spread										
Paraxylene, FOB USG Spot (US\$/MT)	1,245	(14.7)	1,534	0.8	61.4	894	56.10	1,361	(45.2)	Tuesday
Paraxylene Spread (US\$/MT)	371	(33.5)	634	4.8	83.3	310	342.73	490	57.8	Tuesday
Paraxylene - 92 RON Spread (US\$/MT)	293	(44.3)	551	57.5	107.8	241	362.24	314	66.8	Daily
Toluene, FOB Korea Spot (US\$/MT)	950	(1.6)	1,071	(3.7)	41.0	728	111.96	1,008	(44.9)	Tuesday
Benzene, CFR Japan Spot (US\$/MT)	1,095	0.5	1,153	(8.0)	12.3	931	87.66	1,171	(56.9)	Tuesday
Benzene Spread (US\$/MT)	445	2.8	482	0.6	14.2	352	117.03	401	14.1	Daily
Benzene - 92 RON Spread (US\$/MT)	143	(8.3)	171	107.5	(50.1)	277	122.54	124	(55.2)	Daily
Condensate (US\$/MT)	874	(3.1)	900	(1.8)	48.8	584	61.01	871	49.1	Daily
PTA Prices and Spread										
PTA, CFR South East Asia (US\$/MT)	870	6.1	909	(7.8)	22.4	705	48.18	917	30.0	Tuesday
PTA Spread (US\$/MT)	36	(122.7)	-119	253.0	(212.2)	106	15.15	6	(94.7)	Tuesday
PVC Prices and Spread										
PVC, CFR South East Asia (US\$/MT)	1,050	(4.5)	1,133	(18.6)	(15.1)	1,445	63.60	1,361	(5.8)	Tuesday
Ethylene Spread (US\$/MT)	953	(5.7)	1,014	(8.7)	(1.7)	1,084	99.99	1,123	3.6	Tuesday
Ethylene Dichloride CFR Far East Asia (US\$/MT)	455	(9.9)	552	(16.8)	(23.2)	734	140.72	729	(0.6)	Tuesday
Metal										
Gold (US\$/Troy Ounce)	1,717	0.5	1,734	(7.4)	(3.1)	1,799	1.56	1,859	3.3	Daily
LME Copper 3 Month Rolling Forward (US\$/MT)	7,545	2.2	7,510	(21.2)	(20.1)	9,293	49.95	9,478	2.0	Daily
Silver Future (US\$/Troy Ounce)	19	(0.6)	19	(16.9)	(22.8)	25	n.a.	23	(8.0)	Daily
China Composite Steel Prices (CNY/MT)	4,299	0.5	4,444	(15.0)	(23.5)	5,473	35.91	5,125	(6.4)	Daily
Agriculture Prices										
Malaysian Crude Palm Oil Spot Price(MYR/MT)	3,789	(0.7)	4,064	(37.7)	(8.6)	4,443	59.82	6,061	36.4	Daily
SGX Ribbed Smoked Sheet 3 (RSS3) Futures (US\$/KG.)	176	(0.4)	184	(12.8)	(0.8)	209	18.21	208	(0.5)	Daily
Sugar #11 (US\$/LB)	17	(9.8)	18	(4.3)	5.9	16	29.55	19	15.4	Daily
Freight Rate										
Baltic Freight Index: BDIY	2,061	(4.7)	2,098	(16.7)	(43.9)	2,921	173.99	2,261	(22.6)	Daily
Baltic Supramax Index: BSI58	2,079	2.1	2,130	(18.9)	(31.8)	2,424	224.85	2,418	(0.2)	Daily

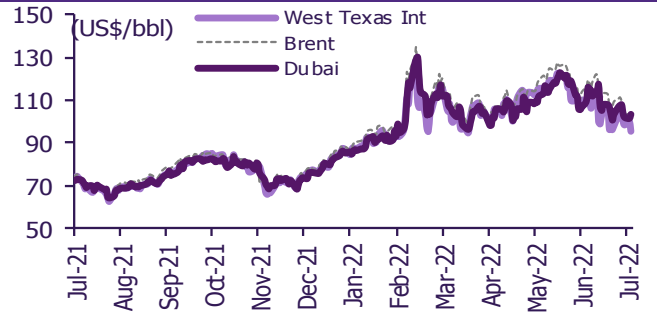
Source: Bloomberg Financial L.P., TQ Professional, BANPU, BOT, SCBS Investment Research

Commodities daily chart update

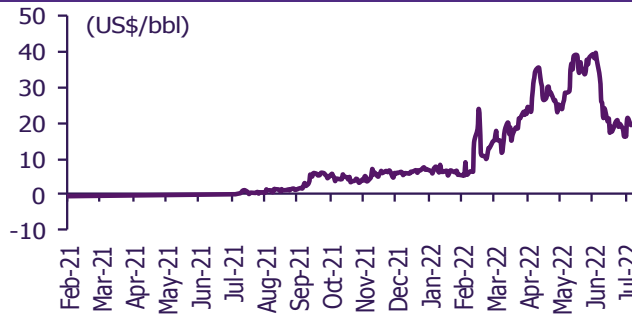
CRB US Spot All Commodities Price Index



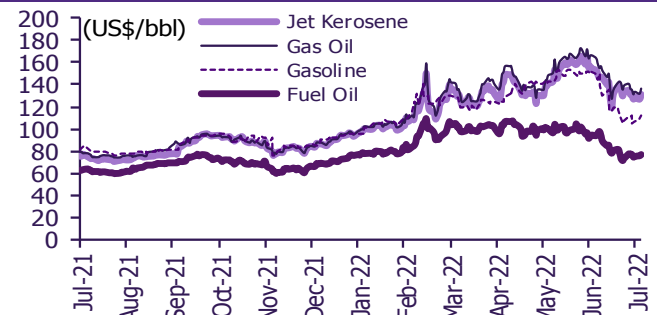
Crude prices



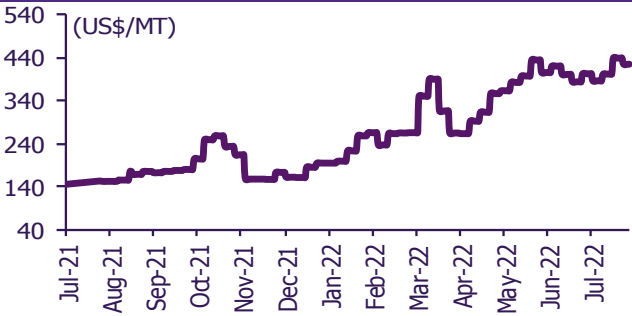
SG Dubai Hydrocracking Refinery Margin



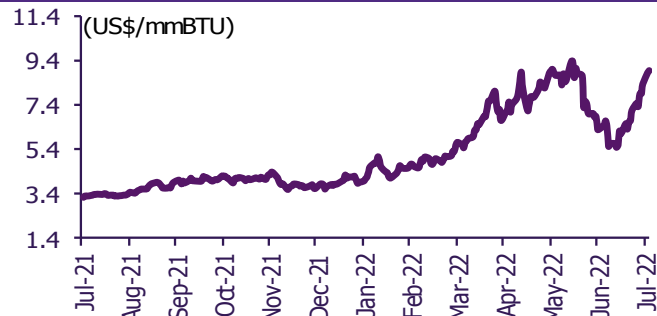
Oil product prices



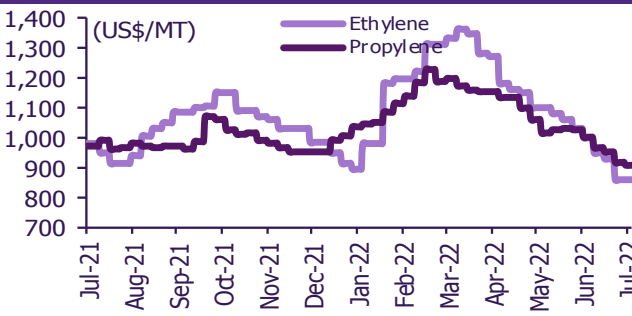
Coal price (NEX)



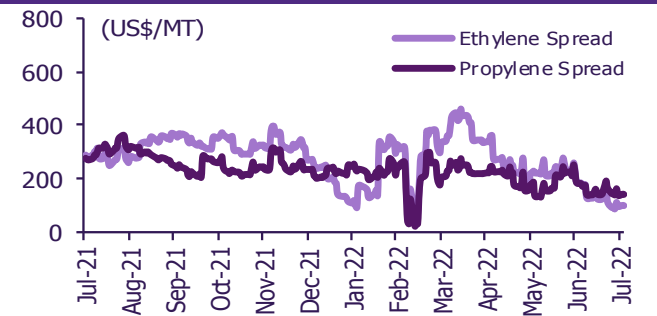
Natural gas prices (Henry hub)



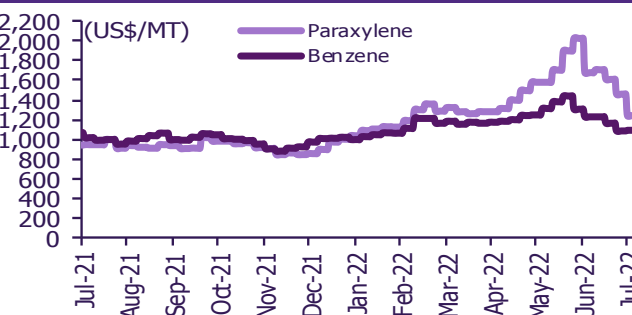
Olefins prices



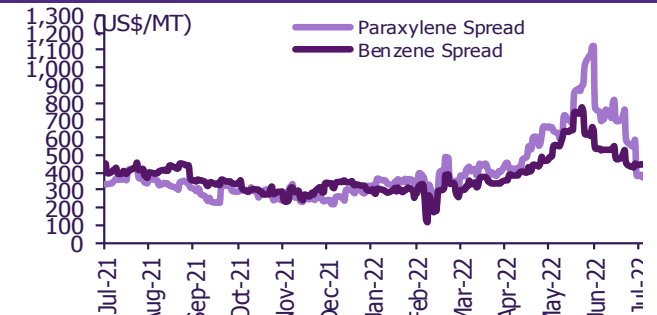
Olefins spreads



Aromatics prices

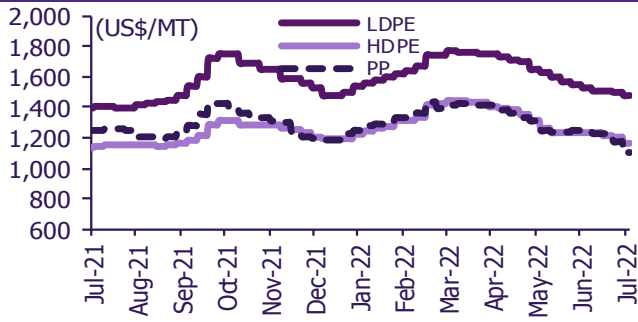


Aromatics spreads

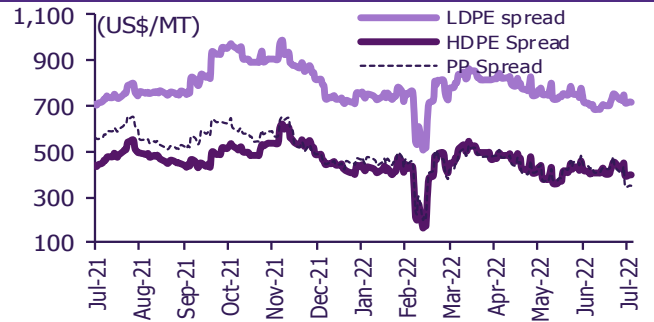


Commodities daily chart update

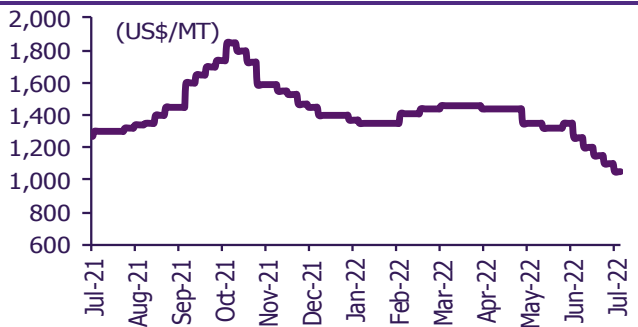
Polyolefins prices



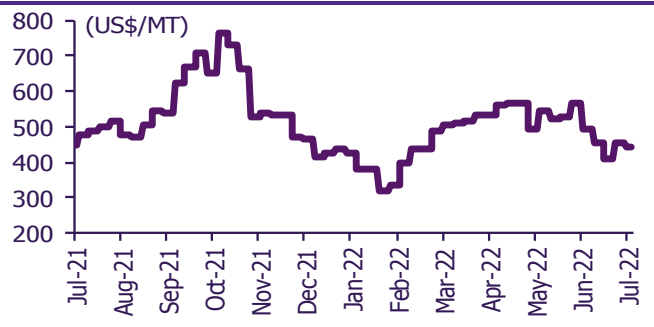
Polyolefins-Naphtha spreads



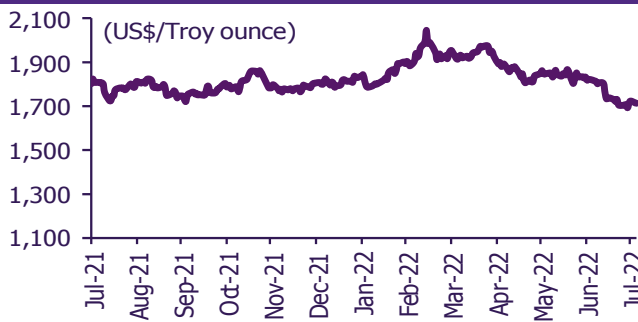
PVC price



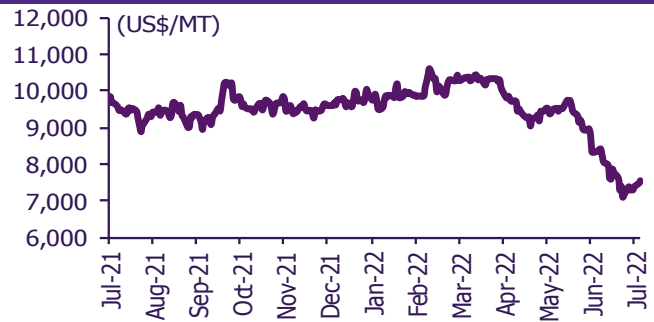
PVC spread



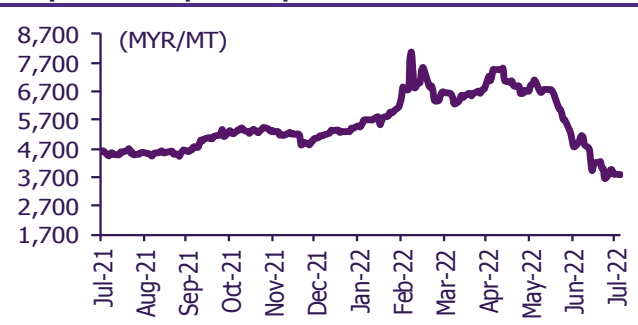
Gold price



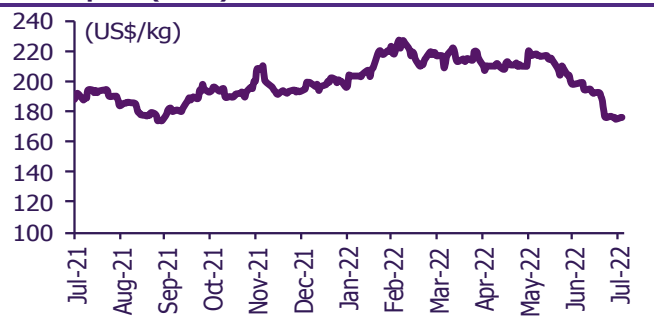
LME copper price



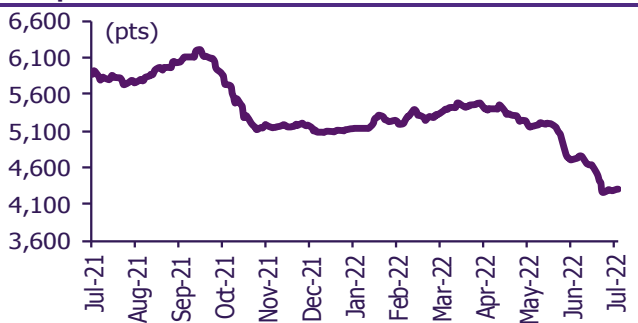
Malaysian crude palm oil price



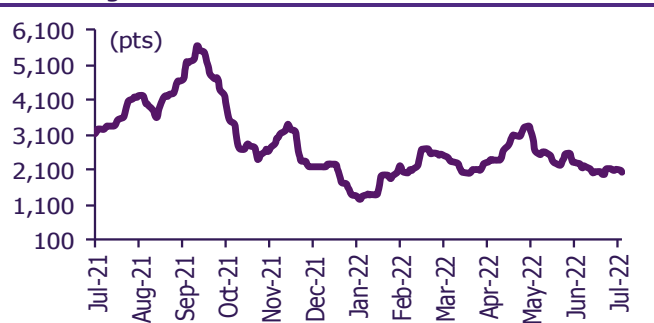
Rubber price (RSS3) futures



Steel price index



Baltic freight index



Source: Bloomberg Financial L.P., TQ Professional, BANPU, BOT, SCBS Investment Research

Short sales

	Volume (Shares)	Turnover (Bt)	Average price (Bt)	Last price 26-Jul-22	Gap between last close and short	Short sale volume comparing with main board
CNTECH01	50,000	1,350,000	27.00	0.00	#DIV/0!	37.59
SENA	325,600	1,262,326	3.88	3.84	0.96	32.36
HTC	8,100	234,900	29.00	28.75	0.87	26.05
TOA	99,200	2,678,400	27.00	27.50	(1.82)	25.46
MTC-R	2,369,400	113,609,525	47.95	48.25	(0.62)	23.69
KSL-R	244,900	861,348	3.52	3.50	0.49	23.32
KCE-R	853,100	50,040,525	58.66	58.50	0.27	22.76
COM7-R	4,050,500	125,988,125	31.10	31.00	0.34	21.79
S	190,500	361,057	1.90	1.88	0.81	21.66
ASP	137,200	436,296	3.18	3.16	0.63	21.58
WORK	62,700	1,186,420	18.92	18.70	1.19	20.28
CK-R	1,684,000	34,756,130	20.64	20.50	0.68	19.80
JMART-R	707,500	33,784,550	47.75	47.50	0.53	19.60
TCAP	604,500	22,970,975	38.00	38.00	0.00	19.49
TPIPL	819,700	1,263,270	1.54	1.55	(0.57)	19.42
CHG-R	4,858,900	17,922,974	3.69	3.70	(0.31)	18.12
INTUCH-R	228,700	15,925,500	69.63	70.00	(0.52)	17.57
BTS-R	2,316,400	19,805,220	8.55	8.60	(0.58)	17.45
GUNKUL-R	5,420,400	29,372,035	5.42	5.40	0.35	16.84
JMT-R	571,000	42,363,525	74.19	74.50	(0.41)	16.49
CN01	37,405	886,296	23.69	0.00	#DIV/0!	16.02
LOXLEY	73,600	168,912	2.30	2.28	0.66	15.93
CENTEL-R	292,600	11,996,600	41.00	41.25	(0.61)	15.62
IVL-R	6,788,800	301,038,675	44.34	44.00	0.78	15.49
TMT	14,300	117,940	8.25	8.20	0.58	15.38
PTT	4,654,100	160,566,450	34.50	34.50	0.00	15.35
RATCH	1,065,900	40,703,850	38.19	38.00	0.49	15.24
DELTA-R	140,300	52,011,100	370.71	368.00	0.74	15.23
SIRI	8,473,400	8,478,499	1.00	0.99	1.07	15.09
RATCH-R	1,043,300	39,807,175	38.16	38.00	0.41	14.92
TOP-R	1,359,300	68,653,175	50.51	50.00	1.01	14.82
BGRIM-R	1,971,700	75,142,800	38.11	38.25	(0.36)	14.67
TISCO	597,700	53,093,300	88.83	88.50	0.37	14.50
AH	52,400	1,095,160	20.90	20.80	0.48	14.45
KCE	541,000	31,803,225	58.79	58.50	0.49	14.44
AOT-R	3,609,700	249,143,775	69.02	69.25	(0.33)	14.35
SC	201,600	681,514	3.38	3.38	0.02	14.08
EA-R	579,900	46,603,325	80.36	80.50	(0.17)	13.76
PTTGC-R	2,394,900	105,190,700	43.92	43.50	0.97	13.66
THCOM	21,200	184,450	8.70	8.65	0.58	13.41
AIE	33,100	108,764	3.29	3.28	0.18	13.20
SAWAD	717,400	35,808,500	49.91	49.25	1.35	13.18
BEM-R	2,432,900	20,848,115	8.57	8.60	(0.36)	13.14
SCC-R	462,000	170,261,300	368.53	370.00	(0.40)	13.09
TTA-R	413,900	3,606,135	8.71	8.65	0.72	12.90
SAWAD-R	695,700	34,673,725	49.84	49.25	1.20	12.78
PSL	892,200	16,061,100	18.00	17.90	0.57	12.76
GPSC-R	1,462,600	98,604,200	67.42	68.00	(0.86)	12.68
MBK	227,400	3,615,370	15.90	15.80	0.62	12.58
SPRC	2,534,800	28,948,820	11.42	11.30	1.07	12.57
IRPC-R	4,195,800	13,562,688	3.23	3.24	(0.23)	12.49
RCL	231,300	8,495,450	36.73	36.75	(0.06)	12.40
KSL	129,800	457,746	3.53	3.50	0.76	12.36
SHR-R	837,300	3,251,232	3.88	3.88	0.08	12.21
QH-R	1,700,100	3,604,212	2.12	2.12	0.00	12.11
GFPT	467,800	7,138,670	15.26	15.20	0.40	11.90
RAM	23,100	1,224,850	53.02	53.00	0.04	11.77
HANA-R	570,500	24,745,800	43.38	43.00	0.87	11.74
SUPER	1,791,700	1,290,024	0.72	0.71	1.41	11.73
MEGA-R	178,300	8,751,750	49.08	48.75	0.69	11.72
SPCG-R	26,800	423,440	15.80	15.80	0.00	11.62
GPSC	1,338,700	90,204,050	67.38	68.00	(0.91)	11.60
CK	985,500	20,393,020	20.69	20.50	0.94	11.58
NER	387,800	2,341,205	6.04	6.05	(0.21)	11.53
BANPU	11,221,900	147,147,150	13.11	13.10	0.10	11.50
TPIPP	119,300	439,024	3.68	3.68	0.00	11.47
BA	223,200	2,117,100	9.49	9.50	(0.16)	11.44
PTL-R	36,300	815,740	22.47	22.50	(0.12)	11.13
ICHI-R	299,600	2,354,270	7.86	7.85	0.10	11.06
MINT	1,804,800	59,191,300	32.80	32.50	0.91	11.04
KEX-R	345,300	7,830,320	22.68	22.70	(0.10)	10.90
KEX	345,200	7,837,010	22.70	22.70	0.01	10.90
AOT	2,692,200	185,938,125	69.07	69.25	(0.27)	10.70
TOP	962,500	48,543,025	50.43	50.00	0.87	10.49
GULF	1,104,500	52,004,750	47.08	47.00	0.18	10.47
BEM	1,930,700	16,557,160	8.58	8.60	(0.28)	10.43
ADVANC-R	429,800	85,335,600	198.55	198.00	0.28	10.34
EPG	1,274,300	12,291,870	9.65	9.70	(0.56)	10.09
SCCC-R	4,400	652,700	148.34	149.00	(0.44)	10.07
VGI	1,385,400	5,868,854	4.24	4.20	0.86	9.98
CPALL-R	2,491,600	150,395,275	60.36	60.50	(0.23)	9.87
PLANB	2,002,900	12,185,640	6.08	6.00	1.40	9.68
BROOK	701,400	371,742	0.53	0.52	1.92	9.66
BLAND-R	486,600	496,332	1.02	1.01	0.99	9.63
BAM-R	2,793,000	47,224,100	16.91	16.90	0.05	9.36
KKP-R	673,300	44,027,100	65.39	65.75	(0.55)	9.28
STGT-R	512,000	8,426,840	16.46	16.30	0.97	9.25
JMT	316,100	23,488,500	74.31	74.50	(0.26)	9.13
JAS	9,380,300	24,612,390	2.62	2.60	0.92	9.12
DTAC-R	1,369,000	61,816,275	45.15	45.00	0.34	9.11

	Volume (Shares)	Turnover (Bt)	Average price (Bt)	Last price 26-Jul-22	Gap between last close and short	Short sale volume comparing with main board
TQM	197,200	9,042,400	45.85	45.00	1.90	9.09
PTT-R	2,727,200	94,087,400	34.50	34.50	0.00	9.00
TASCO	156,400	2,498,000	15.97	15.90	0.45	9.00
SINGER-R	301,300	12,319,450	40.89	41.00	(0.27)	8.98
TOA-R	34,600	932,700	26.96	27.50	(1.98)	8.88
MAJOR-R	178,200	3,671,090	20.60	20.60	0.00	8.87
BBL-R	664,000	88,065,250	132.63	132.50	0.10	8.79
PSL-R	614,200	11,185,210	18.21	17.90	1.74	8.78
CBG-R	379,500	42,156,350	111.08	111.00	0.08	8.76
BTS	1,157,300	9,896,100	8.55	8.60	(0.57)	8.72
BBL	656,200	86,963,400	132.53	132.50	0.02	8.68
BH-R	264,700	47,968,000	181.22	181.50	(0.16)	8.68
M-R	58,500	2,968,875	50.75	50.50	0.50	8.58
MINT-R	1,392,100	45,737,250	32.85	32.50	1.09	8.52
TPIPP-R	88,500	325,680	3.68	3.68	0.00	8.51
THANI-R	1,011,000	4,126,580	4.08	4.04	1.03	8.41
VGI-R	1,164,000	4,939,782	4.24	4.20	1.04	8.39
JAS-R	8,624,000	22,870,868	2.65	2.60	2.00	8.39
CRC-R	693,600	25,198,300	36.33	36.50	(0.47)	8.37
PTTEP	1,036,700	168,382,650	162.42	161.50	0.57	8.36
DOHOME	365,000	5,573,130	15.27	15.20	0.45	8.27
ITD	669,800	1,387,928	2.07	2.00	3.61	8.24
THANI	986,300	4,032,226	4.09	4.04	1.19	8.21
PRM	82,400	438,545	5.32	5.30	0.42	8.18
SCGP-R	1,813,800	94,670,025	52.19	51.75	0.86	8.17
STPI	31,900	119,306	3.74	3.70	1.08	8.01
SCC	282,400	103,965,700	368.15	370.00	(0.50)	8.00
CKP	945,400	4,916,080	5.20	5.15	0.97	7.84
TTW	279,100	2,863,590	10.26	10.20	0.59	7.79
BGRIM	1,034,200	39,400,575	38.10	38.25	(0.40)	7.69
QH	1,049,200	2,224,304	2.12	2.12	0.00	7.47
BLAND	375,500	383,010	1.02	1.01	0.99	7.43
IVL	3,235,400	144,960,800	44.80	44.00	1.83	7.38
CPF-R	1,027,200	25,917,325	25.23	25.00	0.92	7.18
IRPC	2,392,000	7,745,826	3.24	3.24	(0.05)	7.12
EGATIF	114,600	762,090	6.65	6.65	0.00	7.09
PTTEP-R	867,300	140,519,450	162.02	161.50	0.32	7.00
VIBHA	105,200	256,688	2.44	2.42	0.83	6.92
STANLY-R	2,900	488,050	168.29	169.50	(0.71)	6.84
EPG-R	862,200	8,308,225	9.64	9.70	(0.66)	6.83
BANPU-R	6,570,400	85,865,660	13.07	13.10	(0.24)	6.73
TTA	215,500	1,883,460	8.74	8.65	1.04	6.72
TCAP-R	207,900	7,866,925	37.84	38.00	(0.42)	6.70
DOHOME-R	294,800	4,495,700	15.25	15.20	0.33	6.68
TRUE	5,328,200	24,521,620	4.60	4.60	0.05	6.50
SPALI-R	668,700	12,955,410	19.37	19.30	0.38	6.41
BJC	151,700	4,864,375	32.07	32.50	(1.34)	6.40
KTB	5,044,700	80,636,790	15.98	15.90	0.53	6.38
BCH-R	386,200	7,718,580	19.99	20.00	(0.07)	6.36
CENTEL	117,000	4,797,250	41.00	41.25	(0.60)	6.25
HANA	300,600	13,026,925	43.34	43.00	0.78	6.19
OR	805,400	20,336,350	25.25	25.25	0.00	6.11
SGP	36,400	424,330	11.66	11.60	0.49	6.09
BPP-R	72,600	1,095,720	15.09	14.90	1.29	6.06
CPN-R	431,100	26,853,600	62.29	62.25	0.07	5.99
GUNKUL	1,921,200	10,391,200	5.41	5.40	0.16	5.97
RCL-R	109,200	4,019,675	36.81	36.75	0.16	5.86
LH	1,976,200	16,624,520	8.41	8.40	0.15	5.85
PTTGC	1,016,900	44,900,875	44.15	43.50	1.50	5.80
AMATA-R	436,300	7,883,830	18.07	17.80	1.52	5.59
TISCO-R	228,400	20,255,175	88.68	88.50	0.21	5.54
KTB-R	4,303,000	68,797,710	15.99	15.90	0.56	5.44
BCH	327,400	6,546,620	20.00	20.00	(0.02)	5.39
PLANB-R	1,097,300	6,615,855	6.03	6.00	0.49	5.30
BCP	433,200	12,782,175	29.51	29.25	0.88	5.27
CPF	749,200	18,917,300	25.25	25.00	1.00	5.24
ICHI	141,500	1,110,085	7.85	7.85	(0.06)	5.22
KTC	132,400	7,499,775	56.64	56.75	(0.19)	5.22
ANAN	656,600	893,460	1.36	1.34	1.55	5.08
TVO-R	24,500	747,250	30.50	30.50	0.00	5.07
KKP	366,300	23,992,200	65.50	65.75	(0.38)	5.05
OSP	827,900	25,871,625	31.25	31.00	0.81	5.05
BLA	320,800	11,979,000	37.34	37.25	0.24	4.97
PRM-R	50,000	267,500	5.35	5.30	0.94	4.97
CHG	1,327,800	4,902,768	3.69	3.70	(0.21)	4.95
VIH	21,400	241,820	11.30	11.20	0.89	4.95
TSE	36,300	77,440	2.13	2.12	0.63	4.90
MTC	486,300	23,205,025	47.72	48.25	(1.10)	4.86
TTB	12,038,400	14,446,080	1.20	1.19	0.84	4.82
WHA-R	909,500	2,716,420	2.99	3.00	(0.44)	4.80
BEC	92,000	1,167,480	12.69	12.40	2.34	4.78
CRC	392,000	14,270,050	36.40	36.50	(0.27)	4.73
MBK-R	84,900	1,347,610	15.87	15.80	0.46	4.70

Source: SET, SCBS Investment Research

Director trade

1. Director trade as reported on July 26, 2022.

Company	Name of Director	Product	Transaction date	Amount (Shares)	Average Price (Bt)	Amount (Bt)	Buy/Sell
BOFFICE	Mrs. PRAPEE BURI	Units	25-07-22	100,000	8.00	800,000	Purchase
SCP	Mr. AKAPOP NGANTHAVEE	Common Share	25-07-22	132,800	5.18	687,904	Sale
SMIT	Miss PRANGTIP SIVARUK	Common Share	25-07-22	11,800	4.42	52,156	Purchase
						Total	
						Purchase	852,156
						Sale	687,904
						Net	<u>164,252</u>

Corporate calendar

July				
Monday 25	Tuesday 26	Wednesday 27	Thursday 28	Friday 29
New securities TLI (SET INSUR) New warrant SA-W1 XE ALL-W1 1 : 2.2 @Bt1.2725 Share listing JCK 19,128,234 Shares JKH 20,689,655 Shares JKN 5,406,866 Shares PPPM 10,000,000 Shares PRG 13,286,146 Shares	XD VGI Bt0.02	New securities CHIC (mai index) New warrant ALPHAX-W4 XD DTAC Bt0.85 LPF Bt0.2042 PD STANLY Bt8.5 Share listing GCAP 1,932,367 Shares IRCP 3,086,419 Shares JKN 5,420,054 Shares MILL 6,123 Shares VIBHA 145,892 Shares	H.M. King Maha Vajiralongkorn Phra Vajiraklaochaoyuhua's Birthday	Additional special holiday

August				
Monday 1	Tuesday 2	Wednesday 3	Thursday 4	Friday 5
XD EPG Bt0.19		XD BLAND Bt0.03 BTS Bt0.16 KYE Bt8.55 TMW Bt0.9	XW MACO 4 : 1 XE PACE-W3 1 : 1 @Bt0.25	XD PTL Bt0.34
8	9	10	11	12 H.M. Queen Sirikit The Queen Mother's Birthday Mother's Day
XD BMSCITH Bt0.3 SCGP Bt0.25		XE BTS-W6 1 : 1 @Bt9.9 PD LHK Bt0.45 Delisted PAE		
15	16	17	18	19
PD DTAC Bt0.85	PD 3K-BAT Bt0.06 LPF Bt0.2042		XW BR 2 : 1 PD TR Bt0.56	PD EPG Bt0.19 TSTH Bt0.05 VGI Bt0.02
22	23	24	25	26
PD BLAND Bt0.03 KYE Bt8.55 TMW Bt0.9 TTT Bt0.5	XW JP 2 : 1 PD BTS Bt0.16	XW MBAX 3 : 1 PD BMSCITH Bt0.3 SCGP Bt0.25	PD BCT Bt1.65 PTL Bt0.34	
29	30	31		

XD - Cash Dividend
XD(ST) - Stock Dividend

PD - Payment Date
XR - Rights for Common

XW - Rights for Warrant
XT - Rights for Transferable Subscription Right

XE - Warrant Exercise
CW - Capital write-down

SP - Suspension

Disclaimer

The information in this report has been obtained from sources believed to be reliable. However, its accuracy or completeness is not guaranteed. Any opinions expressed herein reflect our judgment at this date and are subject to change without notice. This report is for information only. It is not to be construed as an offer, or solicitation of an offer to sell or buy any securities. We accept no liability for any loss arising from the use of this document. We or our associates may have an interest in the companies mentioned therein.

SCB Securities Company Limited ("SCBS") is a wholly-owned subsidiary of The Siam Commercial Bank Public Company Limited ("SCB"). Any information related to SCB is for sector comparison purposes.

This document is prepared by SCB Securities Company Limited ("SCBS") which is wholly-owned by the Siam Commercial Bank Public Company Limited ("SCB"). SCB acts as financial advisor of the SCG Chemicals Public Company Limited (SCGC). Any opinions, news, research, analyses, prices, statements, forecasts, projections and/or other information contained in this document (the "Information") is provided as general information purposes only and shall not be construed as individualized recommendation of an offer to buy or sell or the solicitation of an offer to buy or sell any securities. SCBS and/or its directors, officers and employees shall not be liable for any direct, indirect, incidental, special or consequential loss or damage, resulting from the use of or reliance on the Information, including without limitation to, damages for loss of profits. The investors shall use the Information in association with other information and opinion, including their own judgment in making investment decision. The Information is obtained from sources believed to be reliable, and SCBS cannot guarantee the accuracy, completeness and/or correctness of the Information.

This document is prepared by SCB Securities Company Limited ("SCBS") which is wholly-owned by The Siam Commercial Bank Public Company Limited ("SCB"). SCB may be appointed to act as financial advisor in relation to transactions to be carried out by Thai Oil Company Limited. Any opinions, news, research, analyses, prices, statements, forecasts, projections and/or other information contained in this document (the "Information") is provided as general information purposes only and shall not be construed as individualized recommendation of an offer to buy or sell or the solicitation of an offer to buy or sell any securities. SCBS and/or its directors, officers and employees shall not be liable for any direct, indirect, incidental, special or consequential loss or damage, resulting from the use of or reliance on the Information, including without limitation to, damages for loss of profits. The investors shall use the Information in association with other information and opinion, including their own judgment in making investment decision. The Information is obtained from sources believed to be reliable, and SCBS cannot guarantee the accuracy, completeness and/or correctness of the Information.

This document is prepared by SCB Securities Company Limited ("SCBS") which is wholly-owned by The Siam Commercial Bank Public Company Limited ("SCB"). SCB has acted as Financial Advisor, Lead Arranger of Global Power Synergy Public Company Limited. Any opinions, news, research, analyses, prices, statements, forecasts, projections and/or other information contained in this document (the "Information") is provided as general information purposes only, and shall not be construed as individualized recommendation of an offer to buy or sell or the solicitation of an offer to buy or sell any securities. SCBS and/or its directors, officers and employees shall not be liable for any direct, indirect, incidental, special or consequential loss or damage, resulting from the use of or reliance on the Information, including without limitation to, damages for loss of profits. The investors shall use the Information in association with other information and opinion, including their own judgment in making investment decision. The Information is obtained from sources believed to be reliable, and SCBS cannot guarantee the accuracy, completeness and/or correctness of the Information.

This document is prepared by SCB Securities Company Limited ("SCBS") which is wholly-owned by The Siam Commercial Bank Public Company Limited ("SCB"). SCB Asset Management Company Limited ("SCBAM") which is wholly-owned by The Siam Commercial Bank Public Company Limited ("SCB"). SCB has acted as Financial Advisor of Digital Telecommunications Infrastructure Fund. SCBAM has acted as Fund Manager of Digital Telecommunications Infrastructure Fund. Any opinions, news, research, analyses, prices, statements, forecasts, projections and/or other information contained in this document (the "Information") is provided as general information purposes only, and shall not be construed as individualized recommendation of an offer to buy or sell or the solicitation of an offer to buy or sell any securities. SCBS and/or its directors, officers and employees shall not be liable for any direct, indirect, incidental, special or consequential loss or damage, resulting from the use of or reliance on the Information, including without limitation to, damages for loss of profits. The investors shall use the Information in association with other information and opinion, including their own judgment in making investment decision. The Information is obtained from sources believed to be reliable, and SCBS cannot guarantee the accuracy, completeness and/or correctness of the Information.

SCBS reserves the right to modify the Information from time to time without notice and in its sole discretion. This document is delivered to intended recipient(s) only and is not permitted to reproduce, retransmit, disseminate, sell, distribute, republish, circulate or commercially exploit the Information in any manner without the prior written consent of SCBS.

Futures and Options trading carry a high level of risk with the potential for substantial losses, and are not suitable for all persons. Before deciding to trade Futures and Options, you should carefully consider your financial position, investment objectives, level of experience, and risk appetite if Futures and Options trading are appropriate. The possibility exists that you could sustain a loss of some or all of your initial investment. You should be aware of all the risks associated with Futures and Options trading, and you are advised to rely on your own judgment while making investment decision and/or should seek advice from professional investment advisor if you have any doubts.

This document is delivered to intended recipient(s) only and is not permitted to reproduce, retransmit, disseminate, sell, distribute, republish, circulate or commercially exploit the Information in any manner without the prior written consent of SCBS.

Copyright©2012 SCB Securities Company Limited. All rights reserved.

CG Rating 2021 Companies with CG Rating

Companies with Excellent CG Scoring

AAV, ADVANC, AF, AH, AIRA, AKP, AKR, ALT, AMA, AMATA, AMATAV, ANAN, AOT, AP, ARIP, ARROW, ASP, AUCTION, AWC, AYUD, BAFS, BANPU, BAY, BBL, BCP, BCPG, BDMS, BEM, BGC, BGRIM, BIZ, BKI, BOL, BPP, BRR, BTS, BTW, BWG, CENTEL, CFRESH, CHEWA, CHO, CIMBT, CK, CKP, CM, CNT, COM7, COMAN, COTTO, CPALL, CPF, CPI, CPN, CRC, CSS, DDD, DELTA, DEMCO, DRT, DTAC, DUSIT, EA, EASTW, ECF, ECL, EE, EGCO, EPG, ETC, FPI, FPT, FSMART, GBX, GC, GCAP, GFPT, GGC*, GLAND, GLOBAL, GPI, GPSC, GRAMMY, GULF, GUNKUL, HANA, HARN, HMPRO, ICC, ICHI, III, ILINK, ILM, INTUCH, IP, IRPC, ITTEL, IVL, JSP, JWD, K, KBANK, KCE, KKP, KSL, KTB, KTC, LALIN, LANNA, LH, LHFG, LIT, LPN, MACO, MAJOR, MAKRO, MALEE, MBK, MBKET, MC, MCOT, METCO, MFEC, MINT, MONO, MOONG, MSC, MTC, MVP, NCL, NEP, NER, NKI, NOBLE, NSI, NVD, NWR, NYT, OISHI, OR, ORI, OSP, OTO, PACE, PACO, PAF, PCSGH, PDG, PDJ, PG, PHOL*, PLANB, PLANET, PLAT, PORT, PPS, PR9, PREB, PRG, PRM, PROUD, PSH, PSL, PTG, PTT, PTTEP, PTTGC, PYLON, Q-CON, QH, QTC, RATCH, RS, S, S & J, SAAM, SABINA, SAMART, SAMTEL, SAT, SC, SCB, SCC, SCCC, SCG, SCGP, SCM, SDC, SEAFCO, SEAOL, SE-ED, SELIC, SENA, SHR, SIRI, SIS, SITHAI, SMK, SMPK, SNC, SONIC, SPALI, SPI, SPRC, SPVI, SSSC, SST, STA, STEC*, STI, SUN, SUSCO, SUTHA, SVI*, SYMC, SYNTEC, TACC, TASC, TCAP, TEAMG, TFMAMA, TGH, THANA, THANI, THCOM, THG, THIP, THRE, THREL, TIP*, TIPCO, TISCO, TK, TKT, TMT, TNDT, TNITY, TOA, TOP, TPBI, TQM, TRC, TRU, TRUE, TSC, TSR, TSTE, TSTH, TTA, TTB, TTCL, TTW, TU, TVD, TVI, TVO, TWPC, U, UAC, UBIS, UV, VGI, VIH, WACOAL, WAVE, WHA, WHAUP, WICE, WINNER, ZEN

Companies with Very Good CG Scoring

2S, 7UP, ABICO, ABM, ACE, ACG, ADB, AEONTS, AGE, AHC, AIT, ALL, ALLA, ALUCON, AMANAH, AMARIN, APCO, APCS, APURE, AQUA, ASEFA, ASIAN, ASK, ATP30, BA, BC, BEC, BFIT, BJCHI, BR, CBG, CGH, CHAYO, CHOTI, CI, CMC, CPL, CRD, CSP, DCC, ASAP, ASIA, ASIMAR, ASN, B, BAM, BCH, BEYOND, BJC, BLA, BROOK, CEN, CHARAN, CHG, CHOW, CIG, COLOR, CPW, CSC, CWT, DCON, DHOUSE, DOD, DOHOME, DV8, EASON, EFORL, ERW, ESSO, ESTAR, ETE, FE, FLOYD, FN, FNS, FORTH, FSS, FTE, FVC, GEL, GENCO, GJS, GYT, HEMP, HPT, HTC, HYDRO, ICN, IFS, IMH, IND, INET, INSET, INSURE, IRC, IRCP, IT, ITD*, J, JAS, JCK, JCKH, JMART, JMT, KBS, KCAR, KEX, KGI, KIAT*, KISS, KOOL, KTIS, KUMWEL, KUN, KWC, KWM, L&E, LDC, LEO, LHK, LOXLEY, LRH, LST, M, MATCH, MBAX, MEGA, META, MFC*, MGT, MICRO, MILL, MITSIB, MK, MODERN, MTI, NBC, NCAP, NCH, NETBAY, NEX, NINE, NRF, NTV, OCC, OGC, PATO, PB, PICO, PIMO, PJW, PL, PM, PMTA, PPP, PPPM, PRIME, PRIN, PRINC, PSTC, PT, QLT, RBF, RCL, RICHY, RML, ROJNA, RPC, RT, RWI, S11, SA, SAK, SALEE, SAMCO, SANKO, SAPPE, SAWAD, SCI, SCN, SCP, SE, SFLEX, SFP, SFT, SGF, SIAM, SINGER, SKE, SKN, SKR, SKY, SLP, SMT, SNT, SNP, SO, SORKON, SPA, SPC, SPCG, SR, SRICHA, SSC, SSF, STANLY, STGT, STOWER*, STPI, SUC, SWC, SYNEX, T, TAE, TAKUNI, TBSP, TCC, TCMC, TEAM, TFG, TFI, TIGER, TITLE, TKN, TKS, TM, TMC, TMD, TMI, TMILL, TNL, TNP, TOG, TPA, TPAC, TPCS, TPS, TRITN, TRT, TSE, TVT, TWP, UEC, UMI, UOBKH, UP, UPF, UPOIC, UTP, VCOM, VL, VNT, VPO, VRANDA, WGE, WIJK, WP, XO, XPG, YUASA

Companies with Good CG Scoring

A, AI, AIE, AJ, AMC, APP, AQ, ARIN, AS, AU, B52, BEAUTY, BGT, BH, BIG, BLAND, BM, BROCK, BSBM, BSM, BYD*, CCP, CITY, CMO, CPT, CSR, EKH, EP, FMT, GLOCON*, GSC, HTECH, IHL, INGRS, JAK, JTS, KASET, KK, KWG, LEE, BTNC, CAZ, CGD, CMAN, CMR, CRANE, D, EMC, F&D, GIFT, GREEN, GTB, HUMAN, IIG, INOX, JR, JUBILE, KCM, KKC, KYE, LPH, MATI, M-CHAI, MCS, MDX, MJD, MORE, MUD, NC, NDR, NFC, NNCL, NOVA, NPK, NUSA, OCEAN, PAF, PF, PK, PLE, PPM, PRAKIT, PRAPAT, PRECHA, PTL, RCI*, RJH, RP, RPH, RSP, SABUY, SF, SGP, SICT, SIMAT, SISB, SK, SMART, SOLAR, SPACK, SPG, SQ, SSP, STARK, STC, SUPER, SVOA, TC, TCCC, THMUI, TNH, TNR, TOPP, TPCH, TPIPL, TPIPP, TPLAS, TPOLY, TQR, TTI, TYCN, UKEM, UMS, UNIQ, UPA, UREKA, VIBHA, W, WIN, WORK, WPH, YGG, ZIGA

Corporate Governance Report

The material contained in this publication is for general information only and is not intended as advice on any of the matters discussed herein. Readers and others should perform their own independent analysis as to the accuracy or completeness or legality of such information. The Thai Institute of Directors, its officers, the authors and editor make no representation or warranty as to the accuracy, completeness or legality of any of the information contained herein. By accepting this document, each recipient agrees that the Thai Institute of Directors Association, its officers, the authors and editor shall not have any liability for any information contained in, or for any omission from, this publication.

The survey result is as of the date appearing in the Corporate Governance Report of Thai Listed Companies. As a result, the survey result may be changed after that date. SCB Securities Company Limited does not conform nor certify the accuracy of such survey result.

To recognize well performers, the list of companies attaining "Good", "Very Good" and "Excellent" levels of recognition

(Not including listed companies qualified in the "no announcement of the results" clause from 1 January 2020 to 26 October 2021) is publicized.

¹ TIP was voluntarily delisted from the Stock Exchange of Thailand effectively on July 24, 2021

² RCI was voluntarily delisted from the Stock Exchange of Thailand, effectively on July 16, 2021

* บริษัทหรือกรรมการหรือผู้บริหารของบริษัทที่มีข่าวด้านกฏการกีดกันผู้ถือหุ้น เช่น การกระทำความผิดเกี่ยวกับหลักทรัพย์ การทุจริต คอรัปชั่น เป็นต้น ซึ่งการใช้ข้อมูล CGR ควรตระหนักถึงข้อดังกล่าวประกอบด้วย

Anti-corruption Progress Indicator

Certified (ได้รับการรับรอง)

2S, 7UP, ADVANC, AF, AI, AIE, AIRA, AKP, AMA, AMANAH, AMATA, AMATAV, AP, APCS, AQUA, ARROW, AS, ASIAN, ASK, ASP, AWC, AYUD, B, BAFS, BAM, BANPU, BAY, BBL, BCH, BCP, BCPG, BEB, BEYOND, BGC, BGRIM, BKI, BLA, BPP, BROOK, BRR, BSBM, BTS, BWG, CEN, CENTEL, CFRESH, CGH, CHEWA, CHOTI, CHOW, CIG, CIMBT, CM, CMC, COM7, COTTO, CPALL, CPF, CPI, CPN, CSC, DCC, DELTA, DEMCO, DIMET, DRT, DTAC, DUSIT, EA, EASTW, ECL, EGCO, EP, EPG, ERW, ESTAR, ETE, FE, FNS, FPI, FPT, FSMART, FSS, FTE, GBX, GC, GCAP, GEL, GFPT, GGC, GJS, GPI, GPSC, GSTEEL, GULF, GUNKUL, HANA, HARN, HEMP, HENG, HMPRO, HTC, ICC, ICHI, IFS, ILINK, INET, INSURE, INTUCH, IRC, IRPC, ITTEL, IVL, JKN, JR, K, KASET, KBANK, KBS, KCAR, KCE, KGI, KKP, KSL, KTB, KTC, KWI, L&E, LANNA, LH, LHFG, LHK, LPN, LRH, M, MAKRO, MALEE, MATCH, MBAX, MBK, MC, MCOT, META, MFC, MFC, MILL, MINT, MONO, MOONG, MSC, MST, MTC, MTI, NATION, NBC, NEP, NINE, NKI, NOBLE, NOK, NSI, NWR, OCC, OGI, ORI, PAP, PATO, PB, PCSGH, PDG, PDJ, PG, PHOL, PK, PL, PLANB, PLANET, PLAT, PM, PPT, PPPM, PPS, PR9, PREB, PRG, PRINC, PRM, PROS, PSH, PSL, PSTC, PT, PTG, PTT, PTTEP, PTTGC, PYLON, Q-CON, QH, QLT, QTC, RATCH, RML, RWI, S & J, SAAM, SABINA, SAPPE, SAT, SC, SCB, SCC, SCCC, SCG, SCGP, SCM, SCN, SEAOL, SE-ED, SELIC, SENA, SGP, SINGER, SIRI, SITHAI, SKR, SMT, SMC, SMPK, SNC, SNP, SORKON, SPACK, SPALI, SPC, SPI, SPRC, SRICHA, SSF, SSP, SSSC, SST, STA, STOWER, SUSCO, SVI, SYMC, SYNTEC, TAE, TAKUNI, TASC, TCAP, TCMC, TFG, TFI, TFMAMA, TGH, THANI, THCOM, THIP, THRE, THREL, TIDLOR, TIPCO, TISCO, TKS, TKT, TMILL, TMT, TNITY, TNL, TNP, TNR, TOG, TOP, TOPP, TPA, TPCS, TPP, TRU, TRUE, TSC, TSTE, TSTH, TTA, TTB, TTCL, TU, TVDH, TVI, TVO, TWPC, U, UBE, UBIS, UEC, UKEM, UOBKH, UPF, UV, VGI, VIH, WACOAL, WHA, WHAUP, WICE, WIJK, XO, YUASA, ZEN, ZIGA

Declared (ประกาศเจตนาแนบ)

AH, AJ, ALT, APCO, B52, BEC, CHG, CI, CPL, CPR, CPW, CRC, DDD, DHOUSE, DOHOME, ECF, EKH, ETC, EVER, FLOYD, GLOBAL, III, ILM, INOX, JTS, KEX, KUMWEL, LDC, MAJOR, MEGA, NCAP, NOVA, NRF, NUSA, NYT, OR, PIMO, PLE, RS, SAK, SIS, STECH, STGT, SUPER, SVT, TKN, TMI, TQM, TSI, VARO, VCOM, VIBHA, WIN

N/A

3K-BAT, A, A5, AAV, ABICO, ABM, ACAP, ACC, ACE, ACG, ADB, ADD, AEONTS, AFC, AGE, AH, AIT, AJA, AKR, ALL, ALLA, ALPHAX, ALUCON, AMARIN, AMC, AMR, ANAN, AOT, APEX, APP, APURE, AQ, ARIN, ARIP, ASAP, ASEFA, ASIA, ASIMAR, ASN, ASW, ATP30, AU, AUCTION, BA, BBGI, BBIK, BC, BCT, BDMS, BEAUTY, BEM, BFIT, BGT, BH, BIG, BIOTEC, BIS, BIZ, BJC, BJCHI, BKD, BLAND, BLESS, BLISS, BM, BOL, BR, BRI, BROCK, BSM, BTNC, BTW, BUI, BYD, CAZ, CBG, CCET, CCP, CEYE, CGD, CHARAN, CHAYO, CHIC, CHO, CITY, CIVIL, CK, CKP, CMAN, CMO, CMR, CNT, COLOR, COMAN, CPANEL, CPH, CPT, CRANE, CRD, CSP, CSR, CSS, CTW, CV, CWT, D, DCON, DITTO, DMT, DOD, DPAINT, DTIC, DV8, EASON, EE, EFORL, EMC, ESSO, F&D, FANCY, FMT, FN, FORTH, FTI, FVC, GENCO, GIFT, GL, GLAND, GLOCON, GLORY, GRAMMY, GRAND, GREEN, GSC, GTB, GYT, HFT, HL, HPT, HTECH, HUMAN, HYDRO, ICN, IFEC, IHL, IIG, IMH, IND, INGRS, INSET, IP, IRCP, IT, ITD, J, JAK, JAS, JCK, JCKH, JCT, JDF, JMART, JMT, JP, JUBILE, JWD, KAMART, KC, KCC, KCM, KDH, KIAT, KISS, KK, KKC, KOOL, KTIS, KUN, KWC, KWM, KYE, LALIN, LEE, LEO, LIT, LOXLEY, LPH, LST, MACO, MANRIN, MATI, MAX, M-CHAI, MCS, MDX, MENA, METCO, MGT, MICRO, MIDA, MITSIB, MJD, MK, ML, MODERN, MORE, MPIC, MUD, MVP, NC, NCH, NCL, NDR, NER, NETBAY, NEW, NEWS, NEX, NFC, NNCL, NPK, NSL, NTV, NV, NVD, OHTL, OISHI, ONEE, OSP, OTO, PACE, PACO, PAF, PEACE, PERM, PF, PICO, PIN, PJW, PLUS, PMTA, POLAR, POMUI, PORT, POST, PPM, PRAKIT, PRAPAT, PRECHA, PRIME, PRIN, PRO, PROEN, PROUD, PSG, PTC, PTECH, PTL, RAM, RBF, RCL, RICHY, RJH, ROCK, ROH, ROJNA, RP, RPC, RPH, RSP, RT, S, S11, SA, SABUY, SAFARI, SALEE, SAM, SAMART, SAMCO, SAMTEL, SANKO, SAUCE, SAWAD, SCI, SCP, SDC, SE, SEAFCO, SECURE, SENAJ, SFLEX, SFP, SFT, SGF, SHANG, SHR, SIAM, SICT, SIMAT, SISB, SK, SKE, SKN, SKY, SLM, SLP, SMART, SMD, SMT, SNNP, SO, SOLAR, SONIC, SPA, SPCG, SPG, SPVI, SQ, SR, SSC, SSS, STANLY, STARK, STC, STEC, STHAI, STI, STP, STPI, SUN, SUN, SUTHA, SVH, SVOA, SWC, SYNEX, TACC, TAPAC, TC, TCC, TCCC, TCJ, TCOAT, TEAM, TEAMG, TEKA, TFM, TGPRO, TH, THAI, THANA, THE, THG, THL, THMUI, TIGER, TIPH, TITLE, TK, TKC, TLI, TM, TMC, TMD, TNDT, TNH, TNPC, TOA, TPAC, TPBI, TPCH, TPIPL, TPIPP, TPLAS, TPOLY, TPS, TQR, TR, TRC, TRITN, TRT, TRUBB, TRV, TSE, TSF, TSR, TTI, TTT, TTW, TVT, TWP, TWZ, TYCN, UAC, UMI, UMS, UNIQ, UP, UPA, UPOIC, UREKA, UTP, UVAN, VL, VNG, VPO, VRANDA, W, WAVE, WFX, WGE, WINMED, WINNER, WORK, WORLD, WP, WPH, XPG, YGG, YONG

Explanations

Companies participating in Thailand's Private Sector Collective Action Coalition Against Corruption programme (Thai CAC) under Thai Institute of Directors (as of May 9, 2022) are categorised into: companies that have declared their intention to join CAC, and companies certified by CAC.