



Market today

“Limited upside at around 1,600. Watch China’s reaction closely.”

The SET is seen to have short-term limited upside around 1,600 – 1,610 and is likely to then slow down to reduce the heat or face profit-taking. As for Pelosi’s visit to Taiwan, although there was no military confrontation, monitor China’s reaction as it may elevate its actions after the visit. Supports are at 1,586 and if below that, we can see a clear a weakening signal and the next one is 1,570.



Today's highlights

- China struck back at Taiwan by restricting imports food and fruit from Taiwan after Pelosi’s visit.
- The Ministry of Tourism and Sports set a target of 10mn tourists in 2022 after 3.15mn tourists arrived in the first seven months. This is good for tourism.
- Property operators have slowed land purchases to reduce their tax burden after the 2Q22 Bangkok vacant land price index grew 4% QoQ and 6.5% YoY.
- The NBTC has asked for more information on the TRUE-DTAC merger. We expect some measure to be announced to protect consumers.
- The ERC has confirmed a Bt0.6866 per unit raise in Ft on Aug 5, a plus for power stocks.



Strategy today

The SET will find it difficult to make a strong recovery given the poor macro economic view, the negative effect on purchasing power from high inflation and uncertainty from China, whose COVID case numbers continue rising. In the immediate term, the SET will be volatile as we enter earnings season, which generally leads to speculation on 2Q22 quarterly results. We recommend a “selective buy” in stocks with specific positive drivers and good profit recovery momentum.

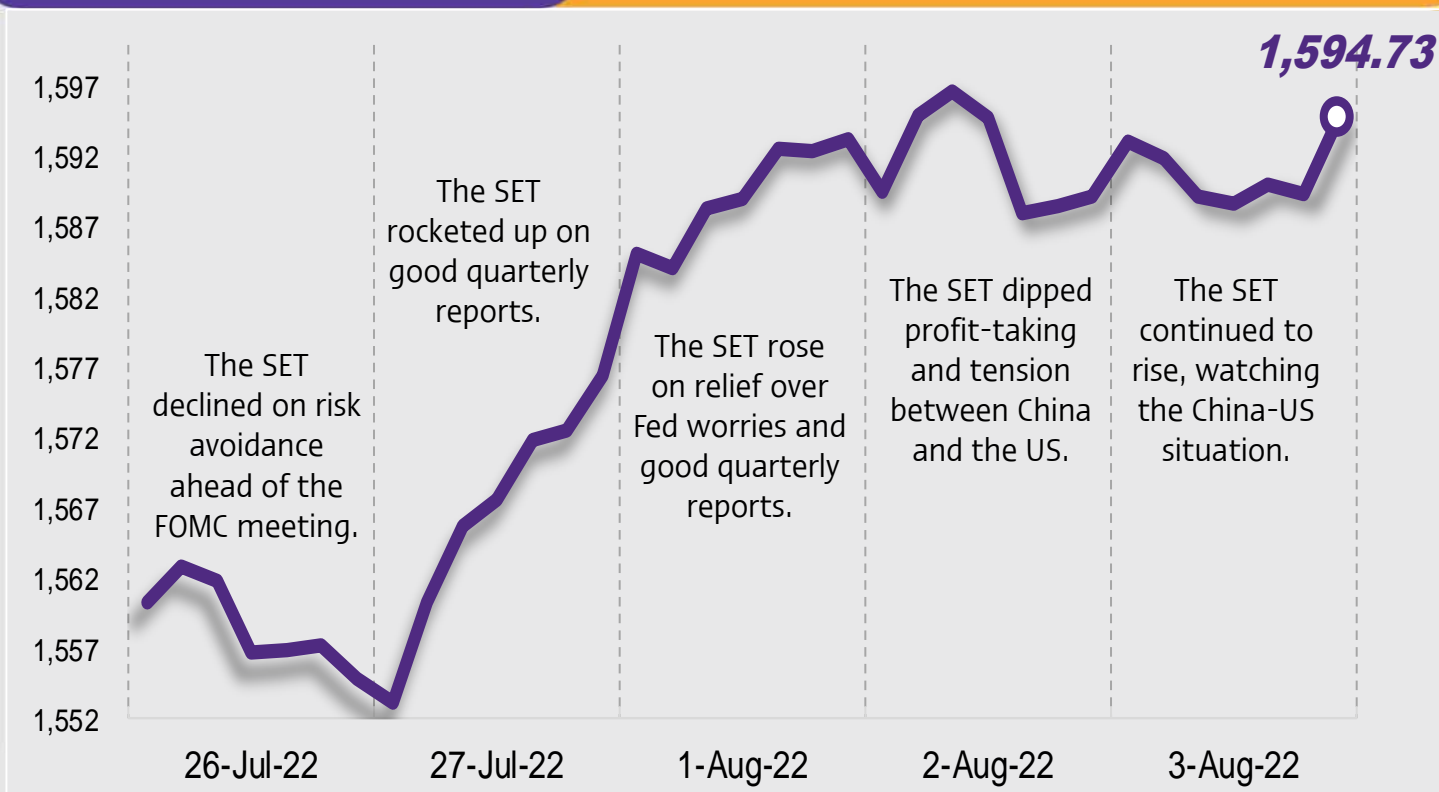
See the end of this report for disclaimer

Daily report

Thursday, August 4, 2022

Support - Resistances

1586/1576 – 1600/1610



Trading today

Weekly portfolio: As the market is entering quarterly report season, we recommend stocks with specific positive drivers and good profit momentum:

- 1) stocks with good previews and likely to see forecasts raised after 2Q22 earnings are reported – BCP, AWC and ERW;
- 2) stocks whose performance is expected to have already passed bottom, whose earnings momentum will improve from 2Q22 and whose valuation is inexpensive – IVL, KCE, DELTA and MTC.

In the short term, we recommend avoid or be cautious in stocks with negative factors pressuring earnings and stock prices:

- 1) commodity stocks such as palm oil (UVAN, UPOIC, VPO, CPI and LST) as palm oil is still in a downward trend resulting from the release of more products from Indonesia and Malaysia, and wheat and cassava starch (UBE, TMILL and TWPC) after Ukraine resumed grain exports;
- 2) bulk freight stocks (PSL and TTA) that will be affected by negative sentiment after a decline of 4.7% DoD in the BDI for the eighth consecutive day to 1,731, a six-month low; and
- 3) stocks whose forecasts may be cut on pressure from high expectations - ASP, MST, NRF, OSP and DTAC.



Daily focus

BCP: We expect 2Q22 core profit to grow YoY and QoQ from a sharp rise in market GRM; share price is down, already reflecting the worries the government will ask for a share of profit to contribute to the Oil Fund. BCP is our top refinery pick because of its balanced portfolio.

KCE: We expect 2Q22 profit to grow YoY and QoQ, supported by higher sales and gross margin and weakening Thai baht; in the long term, the stock is seen to benefit from growth in parts for EV vehicles.

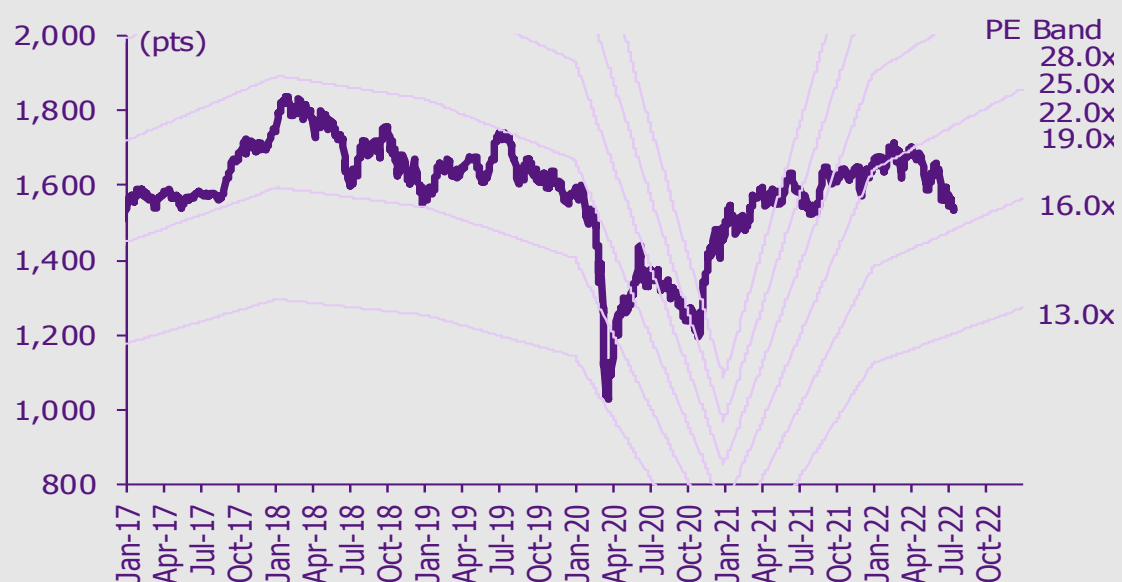
Today's reports

Energy – Oil Refinery – Expect solid 2Q22; BCP is top pick

What to watch

Date	Event
1 Aug	Economic release: JP/EU – Final manufacturing PMI for Jul, EU – Unemployment rate for Jun, US – ISM manufacturing PMI for Jul Event: OPEC-JMMC meetings
2 Aug	Economic release: EU – PPI for Jun, US – JOLTS job openings
3 Aug	Economic release: JP/EU – Final services PMI for Jul, US – ISM services PMI for Jul, crude oil inventories, ADP non-farm employment change for Jul, EU – Retail sales for Jun
4 Aug	Economic release: US – Unemployment claims, trade balance for Jun
5 Aug	Economic release: JP – Household spending for Jun, US – Average hourly earnings, non-farm employment change and unemployment rate for Jul

SET Index movement



See the end of this report for disclaimer

SET index series

Index	3 Aug (pts)	Chg (pts)	Chg (%)	Value (Btmn)
SET	1,594.73	5.57	0.35	50,898.19
SET50	967.19	1.54	0.16	25,383.87
SET100	2,188.13	2.24	0.10	33,202.64
sSET	1,035.83	3.46	0.34	2,421.12
SETCLMV	997.91	0.34	0.03	17,545.05
SETHD	1,151.14	(0.27)	(0.02)	10,496.68
SETTHSI	1,008.31	1.20	0.12	26,827.95
SETWB	981.29	0.95	0.10	7,632.08
mai	599.30	2.55	0.43	3,342.68

Trading summary by investor type

(Btmn)	3 Aug	WTD	MTD	YTD
Foreign				
Net	(108)	4,428	4,428	121,779
Breakdown (%)	45.83	47.13	47.13	47.14
Institution				
Net	(854)	(2,785)	(2,785)	(101,597)
Breakdown (%)	7.54	9.82	9.82	7.91
PropTrade				
Net	387	394	394	1,417
Breakdown (%)	8.69	8.35	8.35	8.58
Individual				
Net	574	(2,038)	(2,038)	(21,599)
Breakdown (%)	37.95	34.69	34.69	36.37

% of total trade value for each investor type

S50 futures trading by foreign investors

(Contract)	3-Aug	WTD	MTD	YTD
Foreign	2,371	50,207	50,207	55,440
Institution	(4,664)	(2,529)	(2,529)	2,383
Customer	2,293	(47,678)	(47,678)	(57,823)















Bond trading by foreign investors

(Btmn)	3-Aug	WTD	MTD	YTD
Buy	2,482	14,460	14,460	697,935
Sell	1,462	7,788	7,788	586,487
Net	1,020	6,672	6,672	111,448

Investment Strategy Department

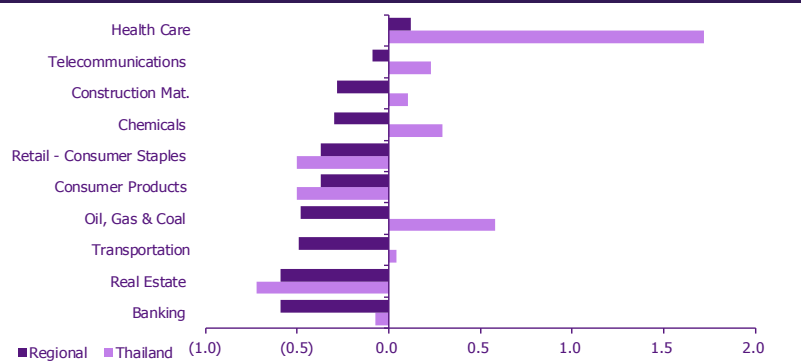
Market update

Global market movement

	3-Aug	Index	Chg (pts)	Performance (%)				PE (x)		EPS gth (%)		PBV (x)		ROE (%)	
				1D	WTD	MTD	YTD	22F	23F	22F	23F	22F	23F	22F	23F
S&P 500		4,155	63.98	1.6	0.6	0.6	(12.8)	18.3	17.0	17.5	7.8	3.9	3.5	22.7	22.4
Euro Stoxx 600		438	2.22	0.5	0.0	0.0	(10.1)	12.3	11.9	27.6	3.6	1.7	1.6	12.2	11.8
Japan		27,742	147.17	0.5	(0.2)	(0.2)	(3.6)	15.5	14.5	2.1	6.6	1.6	1.5	9.7	10.0
Hang Seng		19,767	77.88	0.4	(1.9)	(1.9)	(15.5)	10.2	8.9	(26.0)	14.0	1.1	1.0	11.4	11.3
MSCI Asia x J		637	2.19	0.3	(0.8)	(0.8)	(19.3)	12.5	11.4	(0.0)	9.6	1.5	1.4	11.7	11.5
Philippines		6,430	67.78	1.1	1.8	1.8	(9.7)	15.7	13.1	20.3	20.2	1.5	1.4	8.3	9.5
Indonesia		7,047	58.48	0.8	1.4	1.4	7.1	16.6	15.6	38.6	7.0	2.1	1.9	(7.1)	(6.9)
Malaysia		1,491	(4.48)	(0.3)	(0.1)	(0.1)	(4.9)	14.3	13.7	(0.2)	4.2	1.5	1.4	10.2	11.3
Thailand		1,595	5.57	0.4	1.2	1.2	(3.8)	16.2	14.9	13.7	8.8	1.6	1.6	8.4	9.0
Asean 4 - simple avg.				0.5	1.1	1.1	(2.8)	15.7	14.3	18.1	10.0	1.7	1.6	4.9	5.7
China		3,164	(22.59)	(0.7)	(2.8)	(2.8)	(13.1)	10.9	9.6	18.4	13.5	1.3	1.2	11.1	10.9
India		58,351	214.17	0.4	1.4	1.4	0.2	21.3	18.4	17.7	15.9	3.2	3.0	15.2	15.3
Singapore		3,252	12.91	0.4	1.3	1.3	4.1	12.8	11.3	10.3	13.8	1.1	1.0	8.9	9.8
Taiwan		14,777	29.79	0.2	(1.5)	(1.5)	(18.9)	10.2	10.7	9.8	(5.2)	1.9	1.8	21.3	18.2
Korea		2,461	21.83	0.9	0.4	0.4	(17.3)	9.9	9.1	3.7	8.2	1.0	0.9	7.0	11.4
Others				0.2	(0.2)	(0.2)	(9.0)	13.0	11.8	12.0	9.2	1.7	1.6	12.7	13.1

Regional sector movement

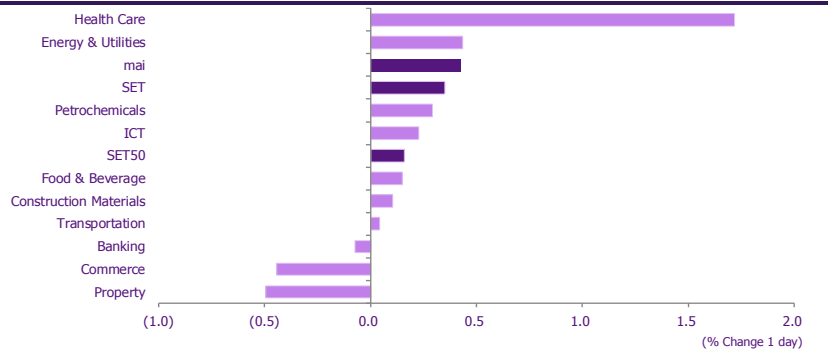
	Price performance (%) *			
	3-Aug	WoW	MoM	YTD
Banking	(0.59)	0.55	0.60	(11.04)
Chemicals	(0.30)	0.63	4.95	(4.33)
Construction Mat.	(0.28)	1.25	3.84	(6.76)
Consumer Products	(0.37)	(1.00)	(0.07)	(5.97)
Health Care	0.12	(0.49)	0.90	(14.39)
Oil, Gas & Coal	(0.48)	(0.44)	0.61	(2.09)
Real Estate	(0.59)	(3.62)	(9.12)	(20.46)
Retail - Consumer Staples	(0.37)	(1.00)	(0.07)	(5.97)
Telecommunications	(0.09)	(0.17)	0.38	(15.33)
Transportation	(0.49)	(0.73)	0.34	(7.70)



* Regional sector price performances (%) are based on US\$ and Thai sector price performances (%) are based on baht

Thailand sector movement

	Price performance (%)			
	3-Aug	WoW	MTD	YTD
Banking	(0.07)	(0.67)	(0.67)	(12.75)
Commerce	(0.44)	(0.18)	(0.18)	(6.16)
Construction Materials	0.10	(1.60)	(1.60)	(7.52)
Energy & Utilities	0.44	1.42	1.42	(0.51)
Food & Beverage	0.15	0.95	0.95	(2.94)
Health Care	1.72	3.07	3.07	21.82
ICT	0.23	1.91	1.91	(9.16)
Petrochemicals	0.29	1.92	1.92	(9.48)
Property	(0.49)	1.35	1.35	(0.05)
Transportation	0.04	0.92	0.92	6.82
SET	0.35	1.16	1.16	(3.79)
SET50	0.16	0.88	0.88	(2.38)
MAI	0.43	3.07	3.07	2.95



10 Most active stocks by value

Stock	Price (Bt)	Value (Btmn)	Chg (%)
DELTA	522.00	3,785.81	6.53
TRUE	4.88	1,809.91	(0.41)
KBANK	145.00	1,475.05	0.00
PTTEP	161.50	1,459.37	1.57
SCC	363.00	1,379.07	(0.27)
BANPU	13.30	1,361.52	1.53
BDMS	27.75	1,214.79	2.78
CPALL	60.00	1,139.00	0.00
GUNKUL	4.94	1,001.48	(5.90)
PTT	35.25	961.10	0.00

Top 10 gainers

Stock	Price (Bt)	Value (Btmn)	Chg (%)
TU-PF	1.07	0.00	16.30
PLUS	7.15	628.53	16.26
JKN	4.72	405.56	13.46
TSR	5.55	125.04	11.00
SCM	6.20	37.01	10.71
KWI	3.24	33.25	10.20
MNIT	1.69	0.04	9.03
PRINC	8.45	145.76	7.64
DELTA	522.00	3,785.81	6.53
CMAN	2.78	97.46	6.11

Top 10 losers

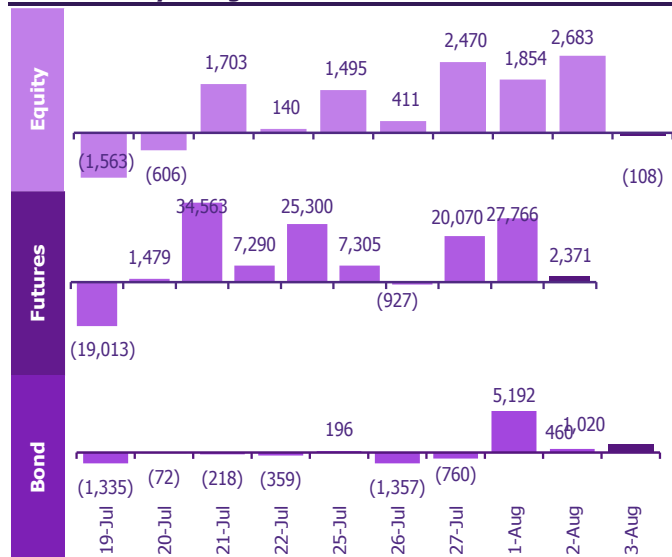
Stock	Price (Bt)	Value (Btmn)	Chg (%)
AJA	0.25	3.89	(7.41)
GUNKUL	4.94	1,001.48	(5.90)
NKI	36.50	0.28	(5.81)
TRITN	0.18	1.75	(5.26)
EMC	0.21	0.37	(4.55)
SDC	0.23	4.60	(4.17)
WPH	4.30	695.53	(4.02)
KYE	342.00	2.82	(3.93)
MATCH	2.00	2.61	(3.85)
EVER	0.26	1.02	(3.70)

Fund flow monitor

Regional foreign fund flows to equity

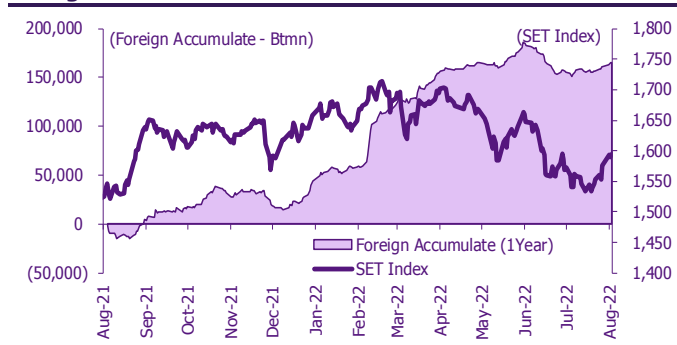
(US\$ Mn)	Thailand	Indonesia	Philippines	Malaysia	Vietnam	India	Taiwan	South Korea	Japan
Daily									
3-Aug-22	(3)	(480)	13		28		(242)	425	
2-Aug-22	74	60	1	(8)	16	211	(692)	150	
1-Aug-22	51	61	(5)	10	28	675	(281)	123	
29-Jul-22		42	35	5	(1)	185	528	310	
28-Jul-22		(1)	(3)	14	29	809	(159)	310	
Weekly									
WTD	123	(359)	8	2	72	887	(1,216)	698	3,435
29-Jul-22	119	130	10	30	63	750	417	544	0
22-Jul-22	24	3	(14)	34	24	1,194	(104)	733	0
15-Jul-22	(31)	(109)	(46)	(6)	(51)	(638)	(617)	75	3,435
8-Jul-22	37	(169)	(26)	(27)	(45)	(109)	35	350	3,867
Monthly									
MTD	123	(359)	8	2	72	887	(1,216)	698	0
Jul-22	128	(150)	(80)	28	(18)	836	(626)	1,363	3,675
Jun-22	(841)	(501)	(207)	(291)	89	(6,342)	(7,724)	(4,796)	(9,556)
May-22	592	(243)	(350)	18	138	(4,871)	57	170	(1,993)
YTD	3,692	3,759	(847)	1,490	129	(26,833)	(35,911)	(14,026)	4,248

Thailand daily foreign net flows

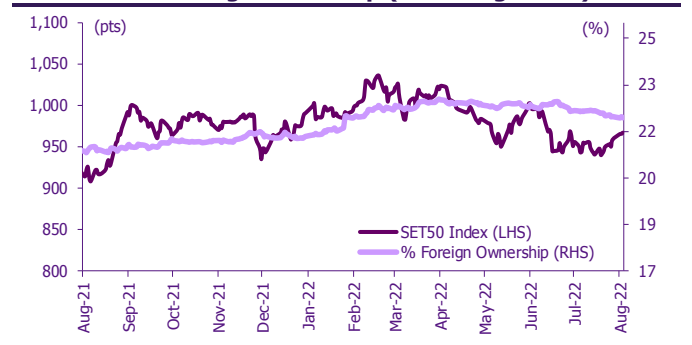


	Equity (Btmn)	SET50 futures (Contract)	Bond (Btmn)*	Bond (Btmn)
Daily				
3-Aug-22	(108)	2,371	457	1,020
Weekly				
WTD	4,428	50,207	9,655	6,672
27-Jul-22	4,376	31,678	6,042	(1,921)
22-Jul-22	889	41,330	7,837	(2,455)
15-Jul-22	(1,141)	(71,975)	(13,584)	(1,726)
8-Jul-22	1,344	13,614	2,570	1,901
Monthly				
MTD	4,428	50,207	9,655	6,672
Jul-22	4,721	33,437	6,426	(3,593)
Jun-22	(29,387)	(101,334)	(19,303)	(14,819)
May-22	20,284	109,007	21,576	30,012
Quarterly				
QTD	1,765	(59,103)	(11,018)	22,811
1Q22	110,864	30,899	6,488	85,559
4Q21	28,128	44,270	8,986	110,523
3Q21	(443)	6,232	1,282	21,383
2Q21	(46,593)	(7,583)	(994)	76,603
YTD	121,779	55,440	11,551	111,448
2021	(48,578)	27,284	6,522	212,522
2020	(264,386)	2,033	(57)	(35,245)

Foreign net flow and SET movement



SET50 and its foreign ownership (excluding NVDR)



Foreign buy/sell activity monitor

Most foreign holding value change

	Fgn hld (%)	Δ Fgn (M.shares)	Buy* (Btmn)
PTTEP	15.30	0.62	100
GULF	36.31	2.02	98
AP	25.77	6.61	67
ESSO	69.91	5.58	61
SCGP	4.43	0.83	43
INTUCH	30.21	0.51	37
GPSC	2.53	0.45	31
MEGA	12.47	0.55	27
GUNKUL	5.55	4.93	24
EGCO	30.56	0.12	22

	Fgn hld (%)	Δ Fgn (M.shares)	Sell* (Btmn)
CPALL	32.80	(19.14)	(1,148)
SCB	17.63	(3.12)	(313)
SCC	11.92	(0.80)	(290)
MTC	7.20	(4.27)	(208)
PTTGC	12.57	(3.45)	(157)
BDMS	21.54	(5.11)	(142)
KBANK	41.87	(0.91)	(132)
KKP	14.15	(1.59)	(103)
TU	26.39	(6.27)	(103)
ADVANC	35.53	(0.50)	(102)

Top-5 NVDR net buy/sell

	Buy* (Btmn)	Sell* (Btmn)
DELTA	313	(174)
BANPU	172	(141)
HANA	87	(119)
PTTEP	87	(114)
TLI	84	(109)
GULF	80	(96)
THG	77	(96)
SCB	76	(69)
AOT	75	(62)
CPALL	73	(59)
BDMS		(174)
KBANK		(141)
OR		(119)
GUNKUL		(114)
JMART		(109)
HMPRO		(96)
COM7		(96)
BAM		(69)
ESSO		(62)
EA		(59)

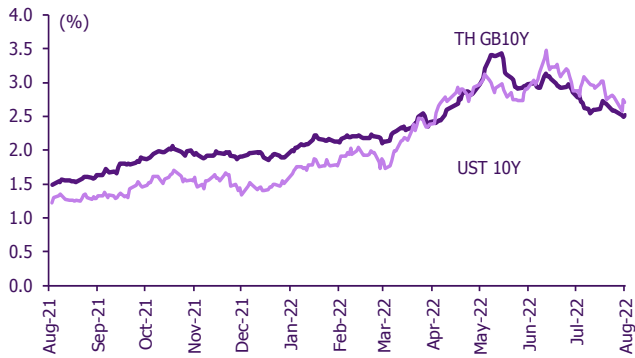
* SCBS Investment Research estimates

Multi-asset price update

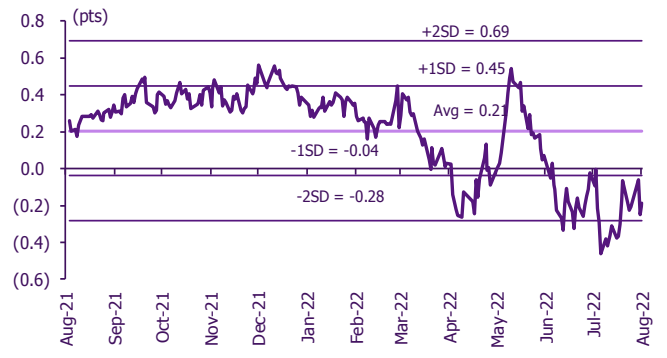
Key indicator update

	Close	3-Aug	WoW	MoM	YoY	YTD
Financial market condition						
VIX Index	23.93	0.00	2.97	(13.08)	32.65	38.97
Europe CDS (bps)	103.954	0.00	(6.54)	(15.36)	57.27	56.07
LIBOR OIS Spread (bps)	0.14714	(2.79)	(7.95)	1.69	11.51	5.70
TED Spread (bps)	0.3666	0.00	(7.06)	(31.64)	28.58	18.79
Exchange rate						
Dollar Index	106.38	0.03	(0.08)	1.17	15.54	11.19
USD/THB	36.18	(0.06)	(1.36)	1.35	9.57	8.97
EUR/USD	1.02	0.01	(0.33)	(2.44)	(14.31)	(10.57)
USD/JPY	133.83	0.48	(2.00)	(1.32)	22.73	16.30
Bond: (Change in basis points)						
TH Gov Bond 2Y	1.65%	0.00	(9.69)	(6.75)	115.24	99.96
TH Gov Bond 10Y	2.50%	0.00	(8.23)	(28.89)	93.97	59.97
US Gov Bond 2Y	3.09%	6.73	9.37	14.29	291.34	235.94
US Gov Bond 10Y	2.72%	0.54	(6.94)	(24.01)	153.50	120.02
Commodities						
CRB Index	580.95	0.00	0.20	(1.48)	3.61	0.46
Gold (US\$/oz)	1,765.10	0.29	1.85	(2.33)	(2.45)	(3.51)
Gross Refining Margin (US\$/bbl)	20.97	34.94	(2.65)	2.24	n.m.	243.21
Dubai Crude (US\$/bbl)	103.12	0.00	0.36	8.94	41.45	40.91
NYMEX Crude (US\$/bbl)	90.66	(3.98)	(6.79)	(16.39)	28.49	87.16
Baltic Dry Index (pts)	1,731.00	(4.73)	(13.75)	(19.82)	(47.24)	(21.92)

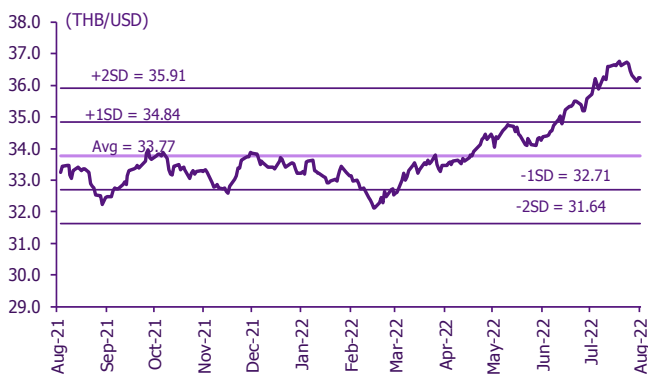
Thai and US 10-year government bond yield



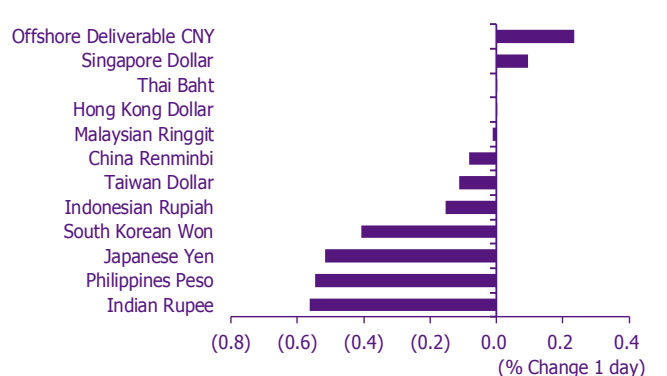
Thai and US 10-year government bond spread



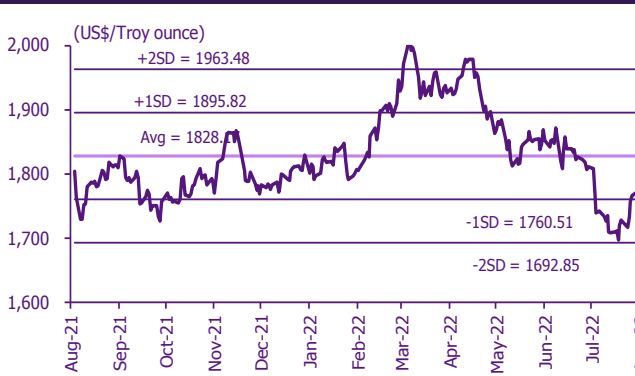
THB/USD exchange rate



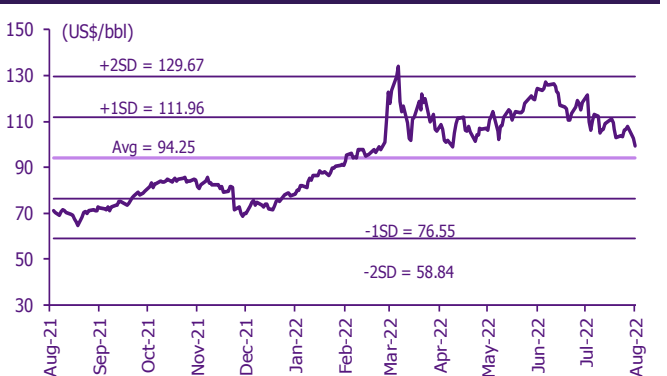
Regional foreign exchange rate spot return



Gold



Brent crude



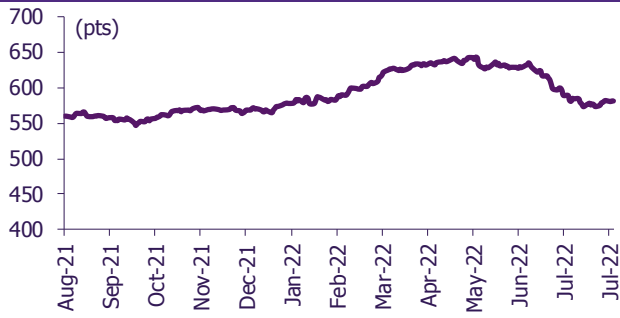
Commodities daily price update

	As of 3-Aug-22	-1W %	Avg. Price QTD in 3Q22	% QoQ	% YoY	Avg. Price in '21	% YoY	Avg. Price in '22	% YoY	Update
CRB Index	581.81	0.5	580.45	(7.8)	4.0	535.54	36.83	611.18	14.1	Daily
Energy Prices										
Crude Oil - Dubai (US\$/bbl)	100.96	(2.7)	106.10	(2.6)	48.7	68.86	63.18	103.44	50.2	Daily
Brent Crude (US\$/bbl)	99.35	(3.9)	108.03	(4.3)	48.0	70.52	66.54	106.52	51.0	Daily
West Texas Int. Cushing (US\$/bbl)	90.66	(4.5)	99.35	(8.7)	36.1	68.06	72.51	101.54	49.2	Daily
Crude Oil - Asia-Pacific Tapis Oil Spot (US\$/bbl)	115.81	2.0	115.21	(2.9)	57.8	71.82	61.89	112.05	56.0	Daily
Natural Gas Henry Hub (US\$/mmBTU)	8.30	(4.7)	7.16	(5.2)	112.7	3.12	29.88	6.23	99.9	Daily
Coal Price NEX (US\$/MT)	435.52	2.4	417.27	12.4	156.9	138.28	135.73	336.27	143.2	Friday
Oil Product Prices and Gross Refinery Margin										
Gas Oil 500 ppm Sulfur Singapore (US\$/bbl)	129.25	(5.5)	138.12	(6.9)	75.3	76.20	52.83	131.25	72.2	Daily
Gas Oil - Dubai (US\$/bbl)	28.29	(14.4)	32.02	(18.6)	330.8	7.34	(4.17)	27.81	278.8	Daily
Gasoline, 92 RON Spot (US\$/bbl)	106.44	(4.6)	113.65	(23.4)	41.5	76.66	75.97	122.21	59.4	Daily
Gasoline - Dubai (US\$/bbl)	5.48	(30.2)	7.55	(73.4)	(16.1)	7.80	472.22	18.77	140.8	Daily
Fuel Oil 180 Singapore Spot (US\$/bbl)	76.97	(0.2)	78.47	(47.1)	21.8	61.57	60.99	90.21	46.5	Daily
Fuel Oil - Dubai (US\$/bbl)	(23.99)	(9.9)	(27.63)	207.3	298.2	-7.29	84.36	(13.23)	81.5	Daily
Jet Kerosene - Spot Price (US\$/bbl)	123.06	(6.6)	132.68	(6.7)	76.4	73.98	60.45	126.51	71.0	Daily
Jet Kerosene - Dubai (US\$/bbl)	22.10	(21.2)	26.58	(20.0)	583.3	5.12	31.00	23.08	350.6	Daily
SG Dubai Hydrocracking Refinery Margin (US\$/bbl)	18.74	(13.0)	19.17	(32.9)	1,643.8	2.00	467.16	18.97	850.0	Daily
Olefins Product Prices and Spread										
Ethylene, FOB Japan Spot (US\$/MT)	870	1.2	895	(20.4)	(8.6)	1,010	39.56	1,100	9.0	Tuesday
Ethylene Spread (US\$/MT)	124	27.8	117	230.1	(61.3)	361	5.77	234	(35.3)	Daily
Propylene (Olefins), FOB Japan Spot (US\$/MT)	885	(2.2)	926	(15.1)	(4.6)	1,005	27.27	1,067	6.1	Tuesday
Propylene Spread (US\$/MT)	139	(2.1)	148	(28.8)	(49.6)	356	(12.55)	200	(43.8)	Daily
Naphtha - Singapore Spot FOB (US\$/MT)	746	(2.2)	778	(11.8)	14.9	649	69.72	866	33.5	Daily
Polyolefins Prices and Spread										
Polye HDPE SE Asia (US\$/MT)	1,090	(6.0)	1,182	11.8	(64.5)	1,179	33.19	1,292	9.5	Tuesday
HDPE-Naphtha Spread (US\$/MT)	344	(13.4)	404	231.3	(12.3)	530	5.43	425	(19.8)	Daily
Polye LDPE-Film, CFR SE Asia Spot (US\$/MT)	1,430	(3.4)	1,488	(10.8)	(17.8)	1,525	51.71	1,616	6.0	Tuesday
LDPE-Naphtha Spread (US\$/MT)	684	(4.6)	711	47.9	57.5	876	40.66	750	(14.4)	Daily
PP Film, Spot South East Asia (US\$/MT)	1,040	(6.3)	1,163	(12.5)	(5.7)	1,298	35.78	1,294	(0.3)	Tuesday
PP Spread (US\$/MT)	294	(15.3)	385	(13.7)	(30.9)	649	13.18	428	(34.1)	Daily
MEG Prices and Spread										
MEG, CFR South East Asia (US\$/MT)	555	2.8	549	(14.4)	(20.3)	679	(88.71)	647	(4.8)	Tuesday
MEG Spread (US\$/MT)	16	129.4	-6	(92.3)	(107.5)	53	120.79	-35	n.m.	Tuesday
Aromatics Product Prices and Spread										
Paraxylene, FOB USG Spot (US\$/MT)	1,175	(5.6)	1,450	(4.7)	52.5	894	56.10	1,354	(46.0)	Tuesday
Paraxylene Spread (US\$/MT)	325	(12.6)	557	(7.9)	61.0	310	342.73	483	55.7	Tuesday
Paraxylene - 92 RON Spread (US\$/MT)	267	(8.8)	481	37.3	81.2	241	362.24	312	67.6	Daily
Toluene, FOB Korea Spot (US\$/MT)	930	(2.1)	1,037	(6.7)	36.5	728	111.96	1,005	(44.6)	Tuesday
Benzene, CFR Japan Spot (US\$/MT)	1,090	(0.5)	1,138	(9.2)	10.8	931	87.66	1,168	(56.7)	Tuesday
Benzene Spread (US\$/MT)	452	1.7	474	(1.2)	12.1	352	117.03	403	14.6	Daily
Benzene - 92 RON Spread (US\$/MT)	182	27.3	168	104.8	(50.7)	277	122.54	126	(54.7)	Daily
Condensate (US\$/MT)	850	(2.7)	893	(2.6)	47.7	584	61.01	871	49.1	Daily
PTA Prices and Spread										
PTA, CFR South East Asia (US\$/MT)	890	2.3	903	(8.4)	21.5	705	48.18	916	29.9	Tuesday
PTA Spread (US\$/MT)	103	186.6	-69	105.0	(165.2)	106	15.15	9	(92.0)	Tuesday
PVC Prices and Spread										
PVC, CFR South East Asia (US\$/MT)	1,000	(4.8)	1,104	(20.7)	(17.3)	1,445	63.60	1,348	(6.7)	Tuesday
Ethylene Spread (US\$/MT)	876	(8.1)	987	(11.2)	(4.4)	1,084	99.99	1,114	2.8	Tuesday
Ethylene Dichloride CFR Far East Asia (US\$/MT)	445	(2.2)	526	(20.7)	(26.8)	734	140.72	718	(2.1)	Tuesday
Metal										
Gold (US\$/Troy Ounce)	1,765	2.8	1,741	(7.1)	(2.8)	1,799	1.56	1,855	3.1	Daily
LME Copper 3 Month Rolling Forward (US\$/MT)	7,710	2.2	7,574	(20.5)	(19.4)	9,293	49.95	9,411	1.3	Daily
Silver Future (US\$/Troy Ounce)	20	8.1	19	(15.8)	(21.7)	25	n.a.	23	(8.5)	Daily
China Composite Steel Prices (CNY/MT)	4,473	4.0	4,434	(15.2)	(23.7)	5,473	35.91	5,097	(6.9)	Daily
Agriculture Prices										
Malaysian Crude Palm Oil Spot Price(MYR/MT)	3,947	0.6	4,066	(37.7)	(8.6)	4,443	59.82	5,983	34.6	Daily
SGX Ribbed Smoked Sheet 3 (RSS3) Futures (US\$/KG.)	170	(3.4)	182	(14.0)	(2.1)	209	18.21	206	(1.1)	Daily
Sugar #11 (US\$/LB)	18	1.9	18	(5.5)	4.6	16	29.55	19	15.2	Daily
Freight Rate										
Baltic Freight Index: BDIY	1,731	(16.0)	2,043	(18.9)	(45.4)	2,921	173.99	2,246	(23.1)	Daily
Baltic Supramax Index: BSI58	1,866	(9.9)	2,083	(20.7)	(33.2)	2,424	224.85	2,400	(1.0)	Daily

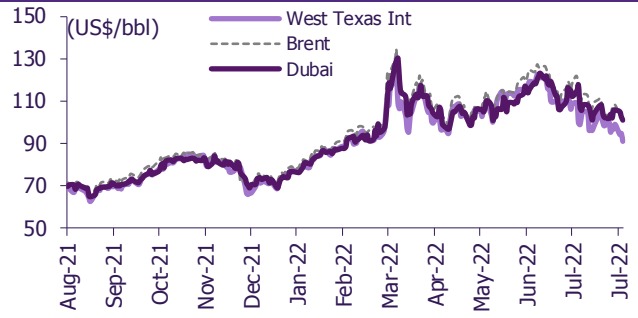
Source: Bloomberg Financial L.P., TQ Professional, BANPU, BOT, SCBS Investment Research

Commodities daily chart update

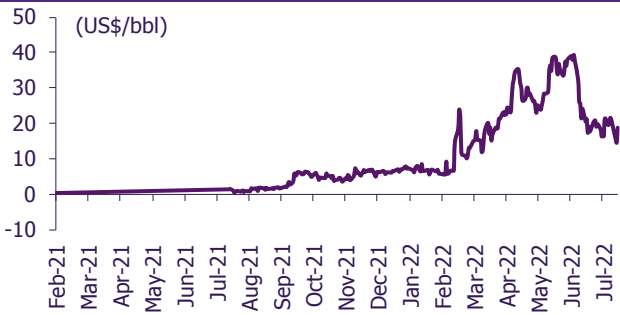
CRB US Spot All Commodities Price Index



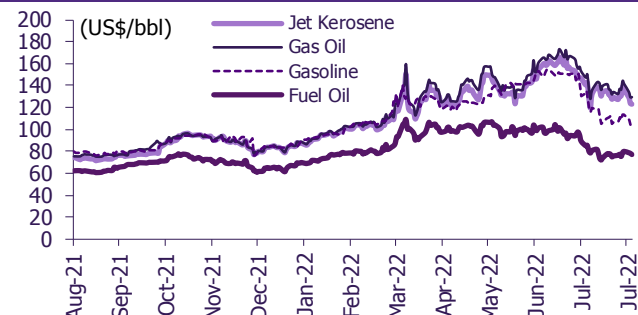
Crude prices



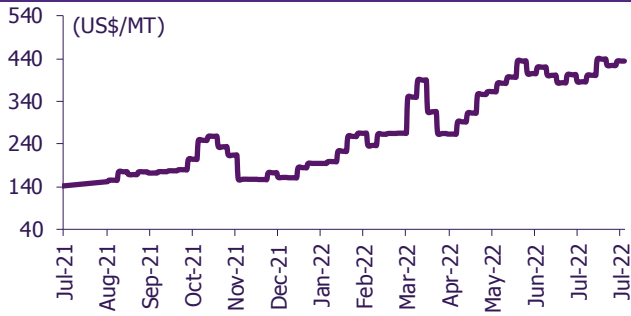
SG Dubai Hydrocracking Refinery Margin



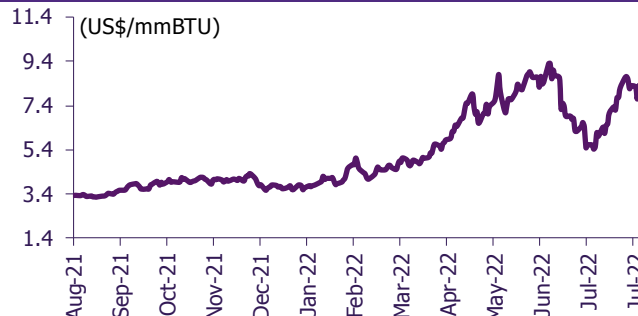
Oil product prices



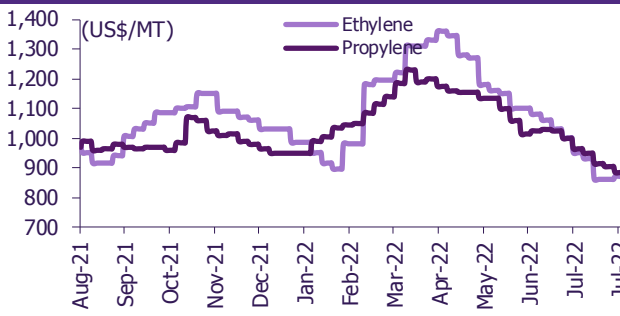
Coal price (NEX)



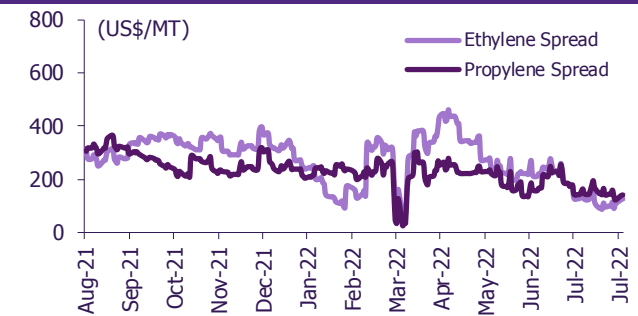
Natural gas prices (Henry hub)



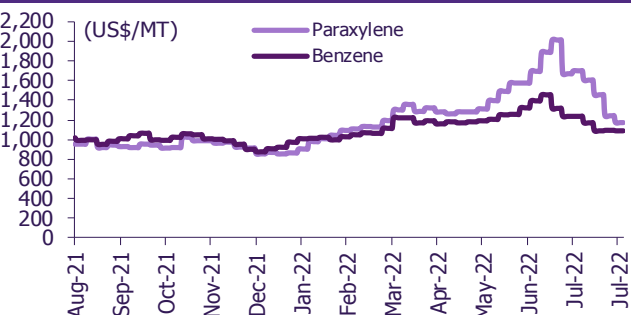
Olefins prices



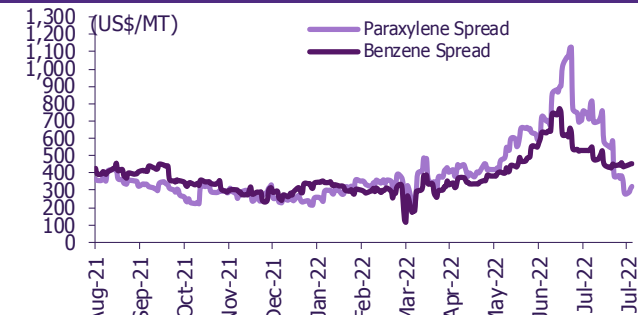
Olefins spreads



Aromatics prices

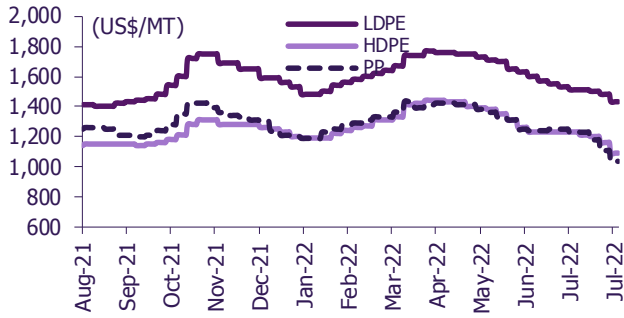


Aromatics spreads

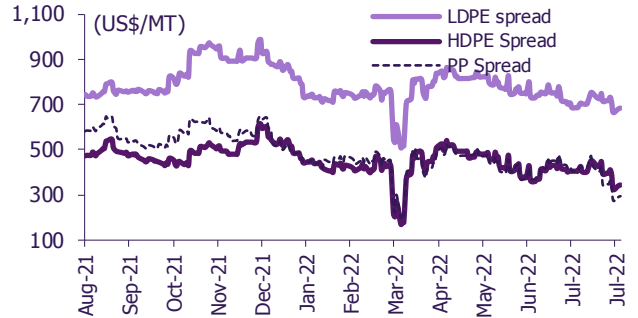


Commodities daily chart update

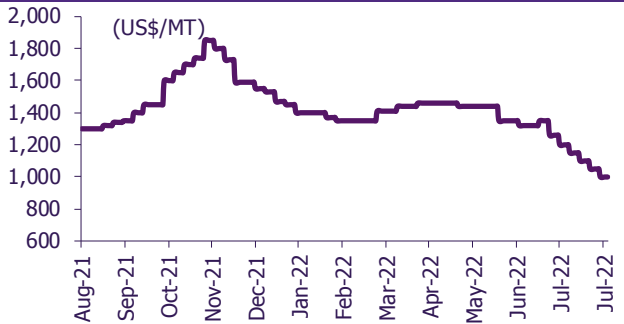
Polyolefins prices



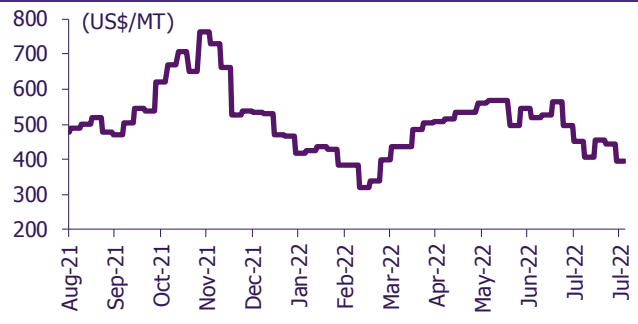
Polyolefins-Naphtha spreads



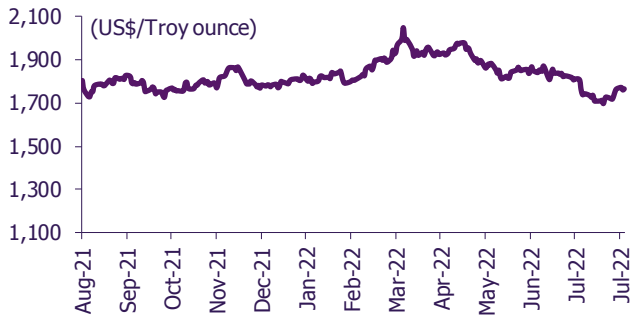
PVC price



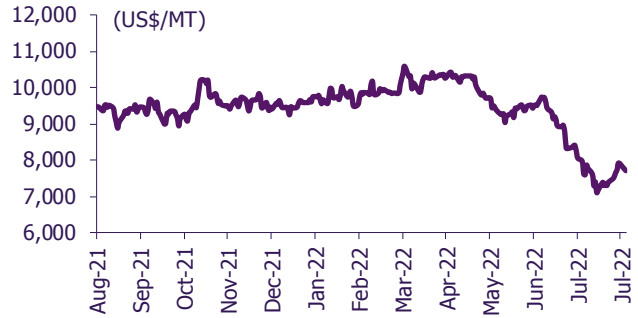
PVC spread



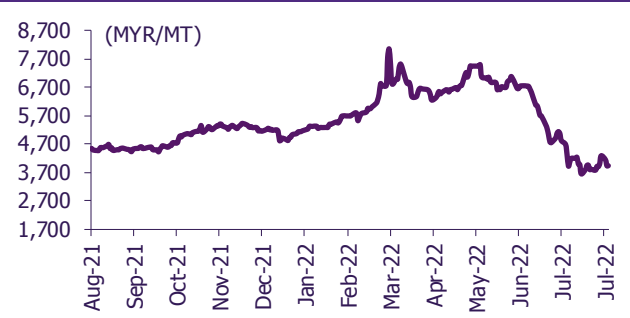
Gold price



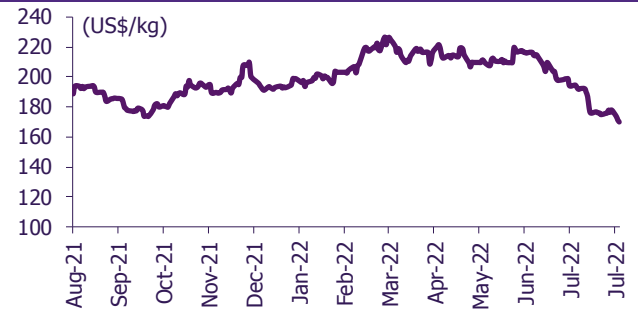
LME copper price



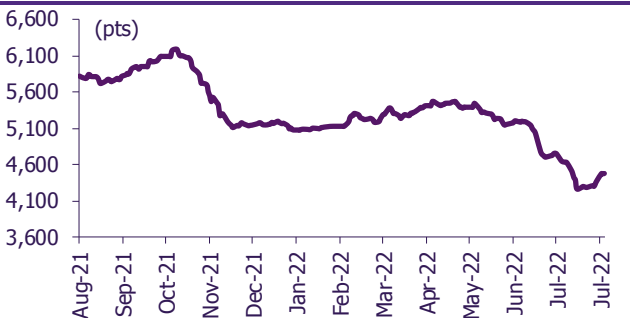
Malaysian crude palm oil price



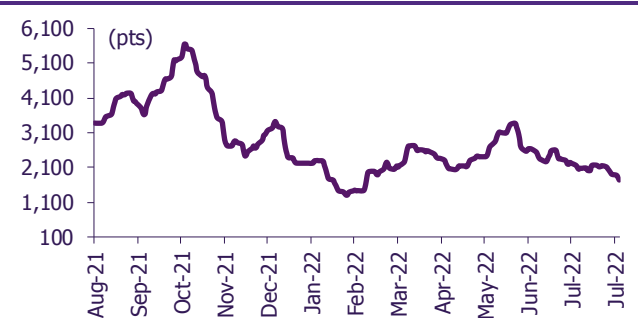
Rubber price (RSS3) futures



Steel price index



Baltic freight index



Source: Bloomberg Financial L.P., TQ Professional, BANPU, BOT, SCBS Investment Research

Short sales

	Volume (Shares)	Turnover (Bt)	Average price (Bt)	Last price 3-Aug-22	Gap between last close and short	Short sale volume comparing with main board
SIRI	5,907,800	5,907,800	1.00	1.00	0.00	31.47
AIE	45,400	149,834	3.30	3.28	0.62	29.95
JAS-R	5,989,300	15,936,730	2.66	2.64	0.79	25.79
SENA	228,300	881,238	3.86	3.86	0.00	24.04
TISCO	416,200	37,080,825	89.09	89.00	0.11	23.60
IRPC	11,574,000	38,978,896	3.37	3.38	(0.36)	21.14
SCGP-R	1,193,400	61,810,925	51.79	51.75	0.08	20.96
BGRIM	2,047,300	79,491,100	38.83	39.50	(1.70)	20.59
BAY	93,500	2,945,875	31.51	31.75	(0.77)	20.34
PTT-R	5,285,900	186,327,975	35.25	35.25	0.00	19.38
KCE-R	1,229,800	79,862,525	64.94	64.75	0.29	18.95
COM7-R	2,256,200	72,028,775	31.92	32.25	(1.01)	18.87
TTB	40,845,400	47,664,785	1.17	1.17	(0.26)	18.84
ERW	1,109,200	4,148,408	3.74	3.74	0.00	17.93
CKP	1,474,000	7,797,090	5.29	5.20	1.73	17.83
OR-R	4,074,600	108,556,425	26.64	26.75	(0.40)	17.78
TTA-R	1,190,900	10,618,655	8.92	9.00	(0.93)	17.61
SCC-R	659,600	239,761,800	363.50	363.00	0.14	17.38
STA-R	1,018,800	22,455,700	22.04	22.00	0.19	17.31
IVL-R	3,306,100	147,951,525	44.75	44.50	0.56	16.70
NOBLE-R	64,500	292,820	4.54	4.54	0.00	16.21
AMATA-R	1,697,000	31,801,270	18.74	18.80	(0.32)	16.13
INTUCH-R	200,500	14,334,375	71.49	71.75	(0.36)	16.13
BGRIM-R	1,580,200	61,416,100	38.87	39.50	(1.60)	15.89
I CHI-R	146,600	1,203,170	8.21	8.25	(0.52)	15.51
UV	53,000	134,620	2.54	2.54	0.00	15.06
BROOK	1,633,200	866,508	0.53	0.54	(1.75)	15.03
TOA-R	27,300	743,925	27.25	27.25	0.00	14.81
AAV	3,443,300	9,270,628	2.69	2.70	(0.28)	14.72
TOP-R	1,392,600	72,263,550	51.89	52.00	(0.21)	14.56
SPRC-R	1,028,800	12,038,260	11.70	11.60	0.87	13.97
CENDEL	186,400	7,852,575	42.13	42.25	(0.29)	13.33
VGI-R	3,784,000	16,312,450	4.31	4.28	0.72	13.20
CPN-R	1,073,600	69,741,600	64.96	65.25	(0.44)	12.59
TTW	408,300	4,246,320	10.40	10.40	0.00	12.58
TU-R	715,100	11,737,170	16.41	16.40	0.08	12.57
BPCG-R	382,900	3,982,160	10.40	10.40	0.00	12.50
AOT	1,416,200	99,722,800	70.42	70.75	(0.47)	12.47
THANI-R	513,900	2,121,976	4.13	4.14	(0.26)	12.14
PLANB	2,941,600	18,060,770	6.14	6.20	(0.97)	12.07
BANPU	12,481,300	163,397,070	13.09	13.00	(1.57)	12.05
ANAN	550,600	726,792	1.32	1.32	0.00	12.04
INTUCH	149,000	10,658,000	71.53	71.75	(0.31)	11.98
BLAND-R	1,265,800	1,278,458	1.01	1.01	0.00	11.92
SPCG-R	32,900	516,530	15.70	15.80	(0.63)	11.78
GPSC-R	523,100	35,954,650	68.73	69.25	(0.75)	11.70
BEC-R	665,500	8,243,770	12.39	12.30	0.71	11.62
JMT-R	709,300	53,807,975	75.86	76.50	(0.84)	11.55
DTAC-R	1,333,100	61,953,250	46.47	46.00	1.03	11.50
MTC-R	713,400	34,601,375	48.50	48.75	(0.51)	11.34
BLA	637,300	23,595,150	37.02	37.00	0.06	11.21
KEX-R	468,000	10,982,440	23.47	23.70	(0.98)	10.90
TISCO-R	190,500	17,001,650	89.25	89.00	0.28	10.80
TASCO	137,100	2,221,020	16.20	16.30	(0.61)	10.79
THCOM-R	18,500	163,725	8.85	8.80	0.57	10.55
PLANB-R	2,491,600	15,399,750	6.18	6.20	(0.31)	10.22
THANI	430,800	1,786,304	4.15	4.14	0.16	10.18
QH	1,431,600	3,085,548	2.16	2.14	0.72	10.11
STGT-R	1,034,700	17,183,790	16.61	16.60	0.05	10.10
RATCH-R	285,700	11,058,950	38.71	38.75	(0.11)	9.99
HMPRO-R	1,953,700	26,179,730	13.40	13.30	0.75	9.98
SAWAD-R	369,100	18,659,700	50.55	50.75	(0.39)	9.95
CPALL	1,895,600	113,262,100	59.75	60.00	(0.42)	9.95
BJC	177,200	5,826,700	32.88	33.00	(0.36)	9.89
KTB	3,310,800	51,816,890	15.65	15.70	(0.31)	9.83
BBL-R	449,100	59,133,100	131.67	131.50	0.13	9.80
GUNKUL-R	19,302,100	98,004,381	5.08	4.94	2.78	9.71
PRM	87,800	478,510	5.45	5.45	0.00	9.50
BAM	2,221,400	37,967,520	17.09	17.10	(0.05)	9.49
SGP	22,000	255,200	11.60	11.60	0.00	9.44
BTS-R	1,944,000	16,619,515	8.55	8.55	(0.01)	9.29
HANA-R	944,200	42,707,225	45.23	45.00	0.51	9.27
KSL-R	158,400	562,296	3.55	3.54	0.28	9.23
BA	149,700	1,494,890	9.99	10.00	(0.14)	9.22
CBG-R	125,400	14,211,350	113.33	113.50	(0.15)	9.08
BCH-R	2,006,500	41,604,980	20.74	20.80	(0.31)	9.08
BDMS	3,966,000	108,636,200	27.39	27.75	(1.29)	8.96
TOP	837,500	43,511,950	51.95	52.00	(0.09)	8.76
ADVANC	260,500	52,815,100	202.75	202.00	0.37	8.75
GPSC	390,800	26,884,700	68.79	69.25	(0.66)	8.74
GREEN	13,600	16,941	1.25	1.26	(1.14)	8.64
STARK-R	631,900	2,771,042	4.39	4.36	0.58	8.62
OR	1,943,100	51,638,825	26.58	26.75	(0.65)	8.48
JMT	518,100	39,319,750	75.89	76.50	(0.79)	8.43
KCE	547,000	35,409,525	64.73	64.75	(0.02)	8.43
BAM-R	1,957,500	33,445,250	17.09	17.10	(0.08)	8.37
CKP-R	688,000	3,609,625	5.25	5.20	0.90	8.32
PSL-R	1,229,500	21,753,730	17.69	17.60	0.53	8.24
RBF-R	286,200	3,754,880	13.12	13.10	0.15	8.20
SIRI-R	1,494,800	1,494,800	1.00	1.00	0.00	7.96

	Volume (Shares)	Turnover (Bt)	Average price (Bt)	Last price 3-Aug-22	Gap between last close and short	Short sale volume comparing with main board
IRPC-R	4,346,500	14,603,190	3.36	3.38	(0.60)	7.94
BH-R	128,100	23,603,600	184.26	185.00	(0.40)	7.87
TU	445,800	7,335,700	16.46	16.40	0.34	7.84
STEC-R	327,500	3,949,080	12.06	12.00	0.49	7.82
EA-R	462,000	38,096,850	82.46	82.75	(0.35)	7.81
KBANK	793,500	114,600,800	144.42	145.00	(0.40)	7.78
MINT	253,200	8,545,500	33.75	34.00	(0.74)	7.66
JMART-R	653,000	32,015,850	49.03	49.25	(0.45)	7.65
MBK-R	216,800	3,530,180	16.28	16.50	(1.31)	7.62
CENTEL-R	106,300	4,465,075	42.00	42.25	(0.58)	7.60
AOT-R	849,300	59,832,425	70.45	70.75	(0.43)	7.48
ASP-R	539,100	1,635,996	3.03	3.06	(0.83)	7.44
OSP-R	645,800	20,440,900	31.65	31.75	(0.31)	7.43
SCGP	419,000	21,639,025	51.64	51.75	(0.20)	7.36
PTT	2,006,800	70,739,700	35.25	35.25	0.00	7.36
GFPT	556,400	8,310,220	14.94	14.80	0.92	7.32
METCO	100	22,900	229.00	229.00	0.00	7.14
EGCO-R	47,500	8,826,550	185.82	186.50	(0.36)	7.12
KSL	120,500	426,960	3.54	3.54	0.09	7.02
BPP	33,400	511,020	15.30	15.40	(0.65)	6.97
GULF-R	785,700	37,517,175	47.75	48.25	(1.04)	6.92
PTTGC-R	644,800	29,183,025	45.26	45.50	(0.53)	6.91
EPG	412,800	3,911,910	9.48	9.40	0.81	6.85
HMPRO	1,337,400	17,975,270	13.44	13.30	1.06	6.83
TQM	131,900	6,198,625	46.99	47.00	(0.01)	6.75
KTB-R	2,261,100	35,580,100	15.74	15.70	0.23	6.71
TRUE	24,817,300	121,638,346	4.90	4.88	0.44	6.71
PTTGC	610,700	27,708,475	45.37	45.50	(0.28)	6.55
STANLY	700	119,700	171.00	171.00	0.00	6.48
NOBLE	25,600	116,224	4.54	4.54	0.00	6.44
MAJOR-R	101,100	2,073,320	20.51	20.70	(0.93)	6.38
ICHI	59,900	492,700	8.23	8.25	(0.30)	6.34
BBL	289,000	38,160,100	132.04	131.50	0.41	6.31
KBANK-R	643,300	92,911,950	144.43	145.00	(0.39)	6.30
STA	370,800	8,172,650	22.04	22.00	0.18	6.30
KEX	268,800	6,348,820	23.62	23.70	(0.34)	6.26
ROJNA	36,800	226,555	6.16	6.15	0.10	6.25
BTS	1,296,600	11,085,930	8.55	8.55	0.00	6.20
TCAP	287,800	10,964,725	38.10	38.25	(0.40)	6.13
ADVANC-R	181,900	36,743,900	202.00	202.00	0.00	6.11
KTC-R	171,900	9,845,425	57.27	57.75	(0.82)	6.10
GLOBAL-R	438,000	8,158,770	18.63	18.60	0.15	6.07
DCC	352,700	990,578	2.81	2.80	0.31	6.04
EGCO	39,600	7,365,300	185.99	186.50	(0.27)	5.93
AIT	47,900	284,590	5.94	5.90	0.70	5.91
TSE	36,300	77,440	2.13	2.14	(0.31)	5.84
CBG	80,000	9,060,000	113.25	113.50	(0.22)	5.80
BDMS-R	2,561,200	69,836,250	27.27	27.75	(1.74)	5.79
BLA-R	323,200	11,925,300	36.90	37.00	(0.28)	5.68
BAY-R	25,900	815,850	31.50	31.75	(0.79)	5.64
SCCC-R	6,600	1,015,100	153.80	153.50	0.20	5.62
STANLY-R	600	102,550	170.92	171.00	(0.05)	5.56
TRUE-R	20,500,200	100,564,408	4.91	4.88	0.52	5.54
BH	90,000	16,594,450	184.38	185.00	(0.33)	5.53
BCP-R	231,600	6,895,600	29.77	30.25	(1.57)	5.49
DTAC	634,700	29,513,550	46.50	46.00	1.09	5.48
CRC-R	357,000	13,435,875	37.64	37.50	0.36	5.44
TTA	365,400	3,269,100	8.95	9.00	(0.59)	5.40
EASTW-R	47,700	311,935	6.54	6.55	(0.16)	5.38
PTTEP-R	478,200	77,220,450	161.48	161.50	(0.01)	5.29
RCL-R	229,300	8,935,650	38.97	39.00	(0.08)	5.29
EPG-R	317,400	2,983,380	9.40	9.40	(0.01)	5.27
TPIPP	194,300	714,524	3.68	3.68	(0.07)	5.26
SINGER-R	258,600	11,483,375	44.41	44.00	0.92	5.23
JMART	441,500	21,778,500	49.33	49.25	0.16	5.17
PTL-R	77,600	1,806,140	23.28	23.10	0.76	5.12
PSL	758,900	13,287,090	17.51	17.60	(0.52)	5.09
CRC	333,400	12,522,225	37.56	37.50	0.16	5.08
LH	637,900	5,517,835	8.65	8.65	0.00	5.05
ORI	289,700	2,889,855	9.98	9.95	0.25	5.03
MEGA-R	71,900	3,588,675	49.91	49.75	0.33	5.00
DOHOME-R	311,700	4,732,390	15.18	15.10	0.55	4.98
GUNKUL	9,833,200	50,102,572	5.10	4.94	3.14	4.95
SPALI-R	210,500	4,088,790	19.42	19.40	0.12	4.86
ILM-R	151,900	2,634,450	17.34	17.60	(1.46)	4.84
SAWAD	178,400	8,980,650	50.34	50.75	(0.81)	4.81
LOXLEY	36,800	84,640	2.30	2.30	0.00	4.80
EA	277,500	22,904,400	82.54	82.75	(0.26)	4.69
PTTEP	421,600	67,910,850	161.08	161.50	(0.26)	4.67
GLOBAL	333,900	6,256,730	18.74	18.60	0.74	4.63
TIDLOR	222,900	6,464,100	29.00	29.00	0.00	4.62
DELTA-R	339,600	173,575,400	511.12	522.00	(2.08)	4.61
THG-R	146,500	9,482,175	64.72	65.25	(0.80)	4.60

Source: SET, SCBS Investment Research

Director trade

1. Director trade as reported on August 3, 2022.

Company	Name of Director	Product	Transaction date	Amount (Shares)	Average Price (Bt)	Amount (Bt)	Buy/Sell
JCK	Mr. APICHAJ TAECHAUBOL	Common Share	01-08-22	1,080,000	0.40	432,000	Sale
JCK	Mr. APICHAJ TAECHAUBOL	Common Share	01-08-22	208,000	0.40	83,200	Sale
KSL	Mr. SUKUM TOKARANYASET	Common Share	25-07-22	263,700	3.52	928,224	Purchase
KSL	Mr. SUKUM TOKARANYASET	Common Share	26-07-22	102,600	3.52	361,152	Purchase
KSL	Mr. SUKUM TOKARANYASET	Common Share	01-08-22	403,700	3.55	1,433,135	Purchase
KSL	Mr. SUKUM TOKARANYASET	Common Share	02-08-22	230,000	3.56	818,800	Purchase
						Total	
						Purchase	3,541,311
						Sale	515,200
						Net	<u>3,026,111</u>

Corporate calendar

August				
Monday	Tuesday	Wednesday	Thursday	Friday
1	2	3	4	5
New warrant VIBHA-W4 XD EPG Bt0.19 Share listing BCPG 1,867,115 Shares EKH 40,000,000 Shares GCAP 2,976,190 Shares UREKA 412,900 Shares	New securities YONG (mai index)	New warrant META-W6 XD BLAND Bt0.03 BTS Bt0.16 KYE Bt8.55 TMW Bt0.9 Share listing AJA 21,367,521 Shares GCAP 1,984,126 Shares IRCP 8,630,598 Shares SDC 17,777,776 Shares TNDT 4,761,904 Shares TWZ 1,793,633 Shares	XW MACO 4 : 1 XE PACE-W3 1 : 1 @Bt0.25 Share listing GCAP 2,002,002 Shares JCK 10,674,140 Shares JCKH 8,695,652 Shares JKN 2,683,843 Shares PJW 25,166 Shares TNDT 1,587,301 Shares	XD PTL Bt0.34
8	9	10	11	12
XD BMSCITH Bt0.3 SCGP Bt0.25		XD RAM Bt0.25 SCC Bt6 XE BTS-W6 1 : 1 @Bt9.9 PD LHK Bt0.45 Delisted PAE	XD 1DIV Bt0.2	H.M. Queen Sirikit The Queen Mother's Birthday Mother's Day
15	16	17	18	19
XD INETREIT Bt0.228 PTTEP Bt4.25 PD DTAC Bt0.85	XD FTREIT Bt0.175 TFM Bt0.05 PD 3K-BAT Bt0.06 LPF Bt0.2042	XE VGI-W2 1 : 1.056 @Bt9.467	XW BR 2 : 1 PD TR Bt0.56	PD EPG Bt0.19 TSTH Bt0.05 VGI Bt0.02
22	23	24	25	26
PD BLAND Bt0.03 KYE Bt8.55 TMW Bt0.9 TTT Bt0.5	XW JP 2 : 1 PD BTS Bt0.16	XW MBAX 3 : 1 PD BMSCITH Bt0.3 SCGP Bt0.25	PD BCT Bt1.65 PTL Bt0.34	PD PTTEP Bt4.25 RAM Bt0.25 SCC Bt6
29	30	31		

XD - Cash Dividend
 XD(ST) - Stock Dividend

PD - Payment Date
 XR - Rights for Common

XW - Rights for Warrant
 XT - Rights for Transferable Subscription Right

XE - Warrant Exercise
 CW - Capital write-down

SP - Suspension

Disclaimer

The information in this report has been obtained from sources believed to be reliable. However, its accuracy or completeness is not guaranteed. Any opinions expressed herein reflect our judgment at this date and are subject to change without notice. This report is for information only. It is not to be construed as an offer, or solicitation of an offer to sell or buy any securities. We accept no liability for any loss arising from the use of this document. We or our associates may have an interest in the companies mentioned therein.

SCB Securities Company Limited ("SCBS") is a wholly-owned subsidiary of The Siam Commercial Bank Public Company Limited ("SCB"). Any information related to SCB is for sector comparison purposes.

This document is prepared by SCB Securities Company Limited ("SCBS") which is wholly-owned by the Siam Commercial Bank Public Company Limited ("SCB"). SCB acts as financial advisor of the SCG Chemicals Public Company Limited (SCGC). Any opinions, news, research, analyses, prices, statements, forecasts, projections and/or other information contained in this document (the "Information") is provided as general information purposes only and shall not be construed as individualized recommendation of an offer to buy or sell or the solicitation of an offer to buy or sell any securities. SCBS and/or its directors, officers and employees shall not be liable for any direct, indirect, incidental, special or consequential loss or damage, resulting from the use of or reliance on the Information, including without limitation to, damages for loss of profits. The investors shall use the Information in association with other information and opinion, including their own judgment in making investment decision. The Information is obtained from sources believed to be reliable, and SCBS cannot guarantee the accuracy, completeness and/or correctness of the Information.

This document is prepared by SCB Securities Company Limited ("SCBS") which is wholly-owned by The Siam Commercial Bank Public Company Limited ("SCB"). SCB may be appointed to act as financial advisor in relation to transactions to be carried out by Thai Oil Company Limited. Any opinions, news, research, analyses, prices, statements, forecasts, projections and/or other information contained in this document (the "Information") is provided as general information purposes only and shall not be construed as individualized recommendation of an offer to buy or sell or the solicitation of an offer to buy or sell any securities. SCBS and/or its directors, officers and employees shall not be liable for any direct, indirect, incidental, special or consequential loss or damage, resulting from the use of or reliance on the Information, including without limitation to, damages for loss of profits. The investors shall use the Information in association with other information and opinion, including their own judgment in making investment decision. The Information is obtained from sources believed to be reliable, and SCBS cannot guarantee the accuracy, completeness and/or correctness of the Information.

This document is prepared by SCB Securities Company Limited ("SCBS") which is wholly-owned by The Siam Commercial Bank Public Company Limited ("SCB"). SCB has acted as Financial Advisor, Lead Arranger of Global Power Synergy Public Company Limited. Any opinions, news, research, analyses, prices, statements, forecasts, projections and/or other information contained in this document (the "Information") is provided as general information purposes only, and shall not be construed as individualized recommendation of an offer to buy or sell or the solicitation of an offer to buy or sell any securities. SCBS and/or its directors, officers and employees shall not be liable for any direct, indirect, incidental, special or consequential loss or damage, resulting from the use of or reliance on the Information, including without limitation to, damages for loss of profits. The investors shall use the Information in association with other information and opinion, including their own judgment in making investment decision. The Information is obtained from sources believed to be reliable, and SCBS cannot guarantee the accuracy, completeness and/or correctness of the Information.

This document is prepared by SCB Securities Company Limited ("SCBS") which is wholly-owned by The Siam Commercial Bank Public Company Limited ("SCB"). SCB Asset Management Company Limited ("SCBAM") which is wholly-owned by The Siam Commercial Bank Public Company Limited ("SCB"). SCB has acted as Financial Advisor of Digital Telecommunications Infrastructure Fund. SCBAM has acted as Fund Manager of Digital Telecommunications Infrastructure Fund. Any opinions, news, research, analyses, prices, statements, forecasts, projections and/or other information contained in this document (the "Information") is provided as general information purposes only, and shall not be construed as individualized recommendation of an offer to buy or sell or the solicitation of an offer to buy or sell any securities. SCBS and/or its directors, officers and employees shall not be liable for any direct, indirect, incidental, special or consequential loss or damage, resulting from the use of or reliance on the Information, including without limitation to, damages for loss of profits. The investors shall use the Information in association with other information and opinion, including their own judgment in making investment decision. The Information is obtained from sources believed to be reliable, and SCBS cannot guarantee the accuracy, completeness and/or correctness of the Information.

SCBS reserves the right to modify the Information from time to time without notice and in its sole discretion. This document is delivered to intended recipient(s) only and is not permitted to reproduce, retransmit, disseminate, sell, distribute, republish, circulate or commercially exploit the Information in any manner without the prior written consent of SCBS.

Futures and Options trading carry a high level of risk with the potential for substantial losses, and are not suitable for all persons. Before deciding to trade Futures and Options, you should carefully consider your financial position, investment objectives, level of experience, and risk appetite if Futures and Options trading are appropriate. The possibility exists that you could sustain a loss of some or all of your initial investment. You should be aware of all the risks associated with Futures and Options trading, and you are advised to rely on your own judgment while making investment decision and/or should seek advice from professional investment advisor if you have any doubts.

This document is delivered to intended recipient(s) only and is not permitted to reproduce, retransmit, disseminate, sell, distribute, republish, circulate or commercially exploit the Information in any manner without the prior written consent of SCBS.

Copyright©2012 SCB Securities Company Limited. All rights reserved.

CG Rating 2021 Companies with CG Rating

Companies with Excellent CG Scoring

AAV, ADVANC, AF, AH, AIRA, AKP, AKR, ALT, AMA, AMATA, AMATAV, ANAN, AOT, AP, ARIP, ARROW, ASP, AUCTION, AWC, AYUD, BAFS, BANPU, BAY, BBL, BCP, BCPG, BDMS, BEM, BGC, BGRIM, BIZ, BKI, BOL, BPP, BRR, BTS, BTW, BWG, CENTEL, CFRESH, CHEWA, CHO, CIMBT, CK, CKP, CM, CNT, COM7, COMAN, COTTO, CPALL, CPF, CPI, CPN, CRC, CSS, DDD, DELTA, DEMCO, DRT, DTAC, DUSIT, EA, EASTW, ECF, ECL, EE, EGCO, EPG, ETC, FPI, FPT, FSMART, GBX, GC, GCAP, GFPT, GGC*, GLAND, GLOBAL, GPI, GPSC, GRAMMY, GULF, GUNKUL, HANA, HARN, HMPRO, ICC, ICHI, III, ILINK, ILM, INTUCH, IP, IRPC, ITEL, IVL, JSP, JWD, K, KBANK, KCE, KKP, KSL, KTB, KTC, LALIN, LANNA, LH, LHFG, LIT, LPN, MACO, MAJOR, MAKRO, MALEE, MBK, MBKET, MC, MCOT, METCO, MFEC, MINT, MONO, MOONG, MSC, MTC, MVP, NCL, NEP, NER, NKI, NOBLE, NSI, NVD, NWR, NYT, OISHI, OR, ORI, OSP, OTO, PACE, PACO, PAF, PCSGH, PDG, PDJ, PG, PHOL*, PLANB, PLANET, PLAT, PORT, PPS, PR9, PREB, PRG, PRM, PROUD, PSH, SLP, SMT, SNP, SO, PTTG, PYLON, Q-CON, QH, QTC, RATCH, RS, S, S & J, SAAM, SABINA, SAMART, SAMTEL, SAT, SC, SCB, SCC, SCCC, SCG, SCGP, SCM, SDC, SEAFCO, SEAOL, SE-ED, SELIC, SENA, SHR, SIRI, SIS, SITHAI, SMK, SMP, SNC, SONIC, SPALI, SPI, SPRC, SPVI, SSSC, SST, STA, STEC*, STI, SUN, SUSCO, SUTHA, SVI*, SYMC, SYNTEC, TACC, TASC, TCAP, TEAMG, TFMAMA, TGH, THANA, THANI, THCOM, THG, THIP, THRE, THREL, TIP*, TIPCO, TISCO, TK, TKT, TMT, TNDT, TNITY, TOA, TOP, TPBI, TQM, TRC, TRU, TRUE, TSC, TSR, TSTE, TSTH, TTA, TTB, TTCL, TTW, TU, TVD, TVI, TVO, TWPC, U, UAC, UBIS, UV, VGI, VIH, WACOAL, WAVE, WHA, WHAUP, WICE, WINNER, ZEN

Companies with Very Good CG Scoring

2S, 7UP, ABICO, ABM, ACE, ACG, ADB, AEONTS, AGE, AHC, AIT, ALL, ALLA, ALUCON, AMANAH, AMARIN, APCO, APCS, APURE, AQUA, ASEFA, ASIAN, ASK, ATP30, BA, BC, BEC, BFIT, BJCHI, BR, CBG, CGH, CHAYO, CHOTI, CI, CMC, CPL, CRD, CSP, DCC, ASAP, ASIA, ASIMAR, ASN, B, BAM, BCH, BEYOND, BJC, BLA, BROOK, CEN, CHARAN, CHG, CHOW, CIG, COLOR, CPW, CSC, CWT, DCON, DHOUSE, DOD, DOHOME, DV8, EASON, EFORL, ERW, ESSO, ESTAR, ETE, FE, FLOYD, FN, FNS, FORTH, FSS, FTE, FVC, GEL, GENCO, GJS, GYT, HEMP, HPT, HTC, HYDRO, ICN, IFS, IMH, IND, INET, INSURE, IRC, IRPC, IT, ITD*, J, JAS, JCK, JCKH, JMART, JMT, KBS, KCAR, KEX, KGI, KIAT*, KISS, KOOL, KTIS, KUMWEL, KUN, KWC, KWM, L&E, LDC, LEO, LHK, LOXLEY, LRH, LST, M, MATCH, MBAX, MEGA, META, MFC*, MGT, MICRO, MILL, MITSIB, MK, MODERN, MTI, NBC, NCAP, NCH, NETBAY, NEX, NINE, NRF, NTV, OCC, OGC, PATO, PB, PICO, PIMO, PJW, PL, PM, PMTA, PPP, PPPM, PRIME, PRIN, PRINC, PSTC, PT, QLT, RBF, RCL, RICHY, RML, ROJNA, RPC, RT, RWI, S11, SA, SAK, SALEE, SAMCO, SANKO, SAPPE, SAWAD, SCI, SCN, SCP, SE, SFLEX, SFP, SFT, SGF, SIAM, SINGER, SKE, SKN, SKR, SKY, SLP, SMT, SNP, SO, SORKON, SPA, SPC, SPCG, SR, SRICHA, SSC, SSF, STANLY, STGT, STOWER*, STPI, SUC, SWC, SYNEX, T, TAE, TAKUNI, TBSP, TCC, TCMC, TEAM, TFG, TFI, TIGER, TITLE, TKN, TKS, TM, TMC, TMD, TMI, TMILL, TNL, TNP, TOG, TPA, TPAC, TPCS, TPS, TRITN, TRT, TSE, TVT, TWP, UEC, UMI, UOBKH, UP, UPF, UPOIC, UTP, VCOM, VL, VNT, VPO, VRANDA, WGE, WIJK, WP, XO, XPG, YUASA

Companies with Good CG Scoring

A, AI, AIE, AJ, AMC, APP, AQ, ARIN, AS, AU, B52, BEAUTY, BGT, BH, BIG, BLAND, BM, BROCK, BSBM, BSM, BYD*, CCP, CITY, CMO, CPT, CSR, EKH, EP, FMT, GLOCON*, GSC, HTECH, IHL, INGRS, JAK, JTS, KASET, KK, KWG, LEE, BTNC, CAZ, CGD, CMAN, CMR, CRANE, D, EMC, F&D, GIFT, GREEN, GTB, HUMAN, IIG, INOX, JR, JUBILE, KCM, KKC, KYE, LPH, MATI, M-CHAI, MCS, MDX, MJD, MORE, MUD, NC, NDR, NFC, NNCL, NOVA, NPK, NUSA, OCEAN, PAF, PF, PK, PLE, PPM, PRAKIT, PRAPAT, PRECHA, PTL, RCI*, RJH, RP, RPH, RSP, SABUY, SF, SGP, SICT, SIMAT, SISB, SK, SMART, SOLAR, SPACK, SPG, SQ, SSP, STARK, STC, SUPER, SVOA, TC, TCCC, THMUI, TNH, TNR, TOPP, TPCH, TPIPL, TPIPP, TPLAS, TPOLY, TQR, TTI, TYCN, UKEM, UMS, UNIQ, UPA, UREKA, VIBHA, W, WIN, WORK, WPH, YGG, ZIGA

Corporate Governance Report

The material contained in this publication is for general information only and is not intended as advice on any of the matters discussed herein. Readers and others should perform their own independent analysis as to the accuracy or completeness or legality of such information. The Thai Institute of Directors, its officers, the authors and editor make no representation or warranty as to the accuracy, completeness or legality of any of the information contained herein. By accepting this document, each recipient agrees that the Thai Institute of Directors Association, its officers, the authors and editor shall not have any liability for any information contained in, or for any omission from, this publication.

The survey result is as of the date appearing in the Corporate Governance Report of Thai Listed Companies. As a result, the survey result may be changed after that date. SCB Securities Company Limited does not conform nor certify the accuracy of such survey result.

To recognize well performers, the list of companies attaining "Good", "Very Good" and "Excellent" levels of recognition

(Not including listed companies qualified in the "no announcement of the results" clause from 1 January 2020 to 26 October 2021) is publicized.

¹ TIP was voluntarily delisted from the Stock Exchange of Thailand effectively on July 24, 2021

² RCI was voluntarily delisted from the Stock Exchange of Thailand, effectively on July 16, 2021

* บริษัทหรือกรรมการหรือผู้บริหารของบริษัทที่มีข่าวด้านกฏการกีดกันผู้ถือหุ้น เช่น การกระทำความผิดเกี่ยวกับหลักทรัพย์ การทุจริต คอรัปชั่น เป็นต้น ซึ่งการใช้ข้อมูล CGR ควรตระหนักถึงข้อดังกล่าวประกอบด้วย

Anti-corruption Progress Indicator

Certified (ได้รับการรับรอง)

2S, 7UP, ADVANC, AF, AI, AIE, AIRA, AKP, AMA, AMANAH, AMATA, AMATAV, AP, APCS, AQUA, ARROW, AS, ASIAN, ASK, ASP, AWC, AYUD, B, BAFS, BAM, BANPU, BAY, BBL, BCH, BCP, BCPG, BE8, BEYOND, BGC, BGRIM, BKI, BLA, BPP, BROOK, BRR, BSBM, BTS, BWG, CEN, CENTEL, CFRESH, CGH, CHEWA, CHOTI, CHOW, CIG, CIMBT, CM, CMC, COM7, COTTO, CPALL, CPF, CPI, CPN, CSC, DCC, DELTA, DEMCO, DIMET, DRT, DTAC, DUSIT, EA, EASTW, ECL, EGCO, EP, EPG, ERW, ESTAR, ETE, FE, FNS, FPI, FPT, FSMART, FSS, FTE, GBX, GC, GCAP, GEL, GFPT, GGC, GJS, GPI, GPSC, GSTEEL, GULF, GUNKUL, HANA, HARN, HEMP, HENG, HMPRO, HTC, ICC, ICHI, IFS, ILINK, INET, INSURE, INTUCH, IRC, IRPC, ITEL, IVL, JKN, JR, K, KASET, KBANK, KBS, KCAR, KCE, KGI, KKP, KSL, KTB, KTC, KWI, L&E, LANNA, LH, LHFG, LHK, LPN, LRH, M, MAKRO, MALEE, MATCH, MBAX, MBK, MC, MCOT, META, MFC, MFEC, MILL, MINT, MONO, MOONG, MSC, MST, MTC, MTI, NATION, NBC, NEP, NINE, NKI, NOBLE, NOK, NSI, NWR, OCC, OGI, ORI, PAP, PATO, PB, PCSGH, PDG, PDJ, PG, PHOL, PK, PL, PLANB, PLANET, PLAT, PM, PPP, PPPM, PPS, PR9, PREB, PRG, PRINC, PRM, PROS, PSH, PSL, PSTC, PT, PTG, PTT, PTTG, PTTGC, PYLON, Q-CON, QH, QLT, QTC, RATCH, RML, RWI, S & J, SAAM, SABINA, SAPPE, SAT, SC, SCB, SCC, SCCC, SCG, SCGP, SCM, SCN, SEAOL, SE-ED, SELIC, SENA, SGP, SINGER, SIRI, SITHAI, SKR, SMT, SMC, SMP, SNC, SNP, SORKON, SPACK, SPALI, SPC, SPI, SPRC, SRICHA, SSF, SSP, SSSC, SST, STA, STOWER, SUSCO, SVI, SYMC, SYNTEC, TAE, TAKUNI, TASC, TCAP, TCMC, TFG, TFI, TFMAMA, TGH, THANI, THCOM, THIP, THRE, THREL, TIDLOR, TIPCO, TISCO, TKS, TKT, TMILL, TMT, TNITY, TNL, TNP, TNR, TOG, TOP, TOPP, TPA, TPCS, TPP, TRU, TRUE, TSC, TSTE, TSTH, TTA, TTB, TTCL, TU, TVDH, TVI, TVO, TWPC, U, UBE, UBIS, UEC, UKEM, UOBKH, UPF, UV, VGI, VIH, WACOAL, WHA, WHAUP, WICE, WIJK, XO, YUASA, ZEN, ZIGA

Declared (ประกาศเจตนาสมัคร)

AH, AJ, ALT, APCO, B52, BEC, CHG, CI, CPL, CPR, CPW, CRC, DDD, DHOUSE, DOHOME, ECF, EKH, ETC, EVER, FLOYD, GLOBAL, III, ILM, INOX, JTS, KEX, KUMWEL, LDC, MAJOR, MEGA, NCAP, NOVA, NRF, NUSA, NYT, OR, PIMO, PLE, RS, SAK, SIS, STECH, STGT, SUPER, SVT, TKN, TMI, TQM, TSI, VARO, VCOM, VIBHA, WIN

N/A

3K-BAT, A, A5, AAV, ABICO, ABM, ACAP, ACE, ACE, ACG, ADB, ADD, AEONTS, AFC, AGE, AHC, AIT, AJA, AKR, ALL, ALLA, ALPHAX, ALUCON, AMARIN, AMC, AMR, ANAN, AOT, APEX, APP, APURE, AQ, ARIN, ARIP, ASAP, ASEFA, ASIA, ASIMAR, ASN, ASW, ATP30, AU, AUCTION, BA, BBGI, BBIK, BC, BCT, BDMS, BEAUTY, BEM, BFIT, BGT, BH, BIG, BIOTEK, BIS, BIZ, BJC, BJCHI, BKD, BLAND, BLESS, BLISS, BM, BOL, BR, BRI, BROCK, BSM, BTNC, BTW, BUI, BYD, CAZ, CBG, CCET, CCP, CEYE, CGD, CHARAN, CHAYO, CHIC, CHO, CITY, CIVIL, CK, CKP, CMAN, CMO, CMR, CNT, COLOR, COMAN, CPANEL, CPH, CPT, CRANE, CRD, CSP, CSR, CSS, CTW, CV, CWT, D, DCON, DITTO, DMT, DOD, DPAINT, DTIC, DV8, EASON, EE, EFORL, EMC, ESSO, F&D, FANCY, FMT, FN, FORTH, FTI, FVC, GENCO, GIFT, GL, GLAND, GLOCON, GLORY, GRAMMY, GRAND, GREEN, GSC, GTB, GYT, HFT, HL, HPT, HTECH, HUMAN, HYDRO, ICN, IFEC, IHL, IIG, IMH, IND, INGRS, INSET, IP, IRPC, IT, ITD, J, JAK, JAS, JCK, JCKH, JCT, JDF, JMART, JMT, JP, JUBILE, JWD, KAMART, KC, KCC, KCM, KDH, KIAT, KISS, KK, KKC, KOOL, KTIS, KUN, KWC, KWM, KYE, LALIN, LEE, LEO, LIT, LOXLEY, LPH, LST, MACO, MANRIN, MATI, MAX, M-CHAI, MCS, MDX, MENA, METCO, MGT, MICRO, MIDA, MITSIB, MJD, MK, ML, MODERN, MORE, MPIC, MUD, MVP, NC, NCH, NCL, NDR, NER, NETBAY, NEW, NEWS, NEX, NFC, NNCL, NPK, NSL, NTV, NV, NVD, OHTL, OISHI, ONEE, OSP, OTO, PACE, PACO, PAF, PEACE, PERM, PF, PICO, PIN, PJW, PLUS, PMTA, POLAR, POMUI, PORT, POST, PPM, PRAKIT, PRAPAT, PRECHA, PRIME, PRIN, PRO, PROEN, PROUD, PSG, PTC, PTECH, PTL, RAM, RBF, RCL, RICHY, RJH, ROCK, ROH, ROJNA, RP, RPC, RPH, RSP, RT, S, S11, SA, SABUY, SAFARI, SALEE, SAM, SAMART, SAMCO, SAMTEL, SANKO, SAUCE, SAWAD, SAWANG, SCI, SCP, SDC, SE, SEAFCO, SECURE, SENAJ, SFLEX, SFP, SFT, SGF, SHANG, SHR, SIAM, SICT, SIMAT, SISB, SK, SKE, SKN, SKY, SLM, SLP, SMART, SMD, SMT, SNNP, SO, SOLAR, SONIC, SPA, SPCG, SPG, SPVI, SQ, SR, SSC, SSS, STANLY, STARK, STC, STEC, STHAI, STI, STP, STPI, SUN, SUN, SUTHA, SVH, SVOA, SWC, SYNEX, TACC, TAPAC, TC, TCC, TCCC, TCJ, TCOAT, TEAM, TEAMG, TEKA, TFM, TGPRO, TH, THAI, THANA, THE, THG, THL, THMUI, TIGER, TIPH, TITLE, TK, TKC, TLI, TM, TMC, TMD, TNDT, TNH, TNPC, TOA, TPAC, TPBI, TPCH, TPIPL, TPIPP, TPLAS, TPOLY, TPS, TQR, TR, TRC, TRITN, TRT, TRUBB, TRV, TSE, TSF, TSR, TTI, TTT, TTW, TVT, TWP, TWZ, TYCN, UAC, UMI, UMS, UNIQ, UP, UPA, UPOIC, UREKA, UTP, UVAN, VL, VNG, VPO, VRANDA, W, WAVE, WFX, WGE, WINMED, WINNER, WORK, WORLD, WP, WPH, XPG, YGG, YONG

Explanations

Companies participating in Thailand's Private Sector Collective Action Coalition Against Corruption programme (Thai CAC) under Thai Institute of Directors (as of May 9, 2022) are categorised into: companies that have declared their intention to join CAC, and companies certified by CAC.