



Market today

“Be wary of weakening to reduce heat.”

The SET rose and moved around 1,600 while a technical signal indicated entry into the overbought zone. It is likely and be cautious of a switch to weakening to reduce the heat; in the short term the upper bound is limited at around 1,610–1,620, and the lower bound is at a support of 1,589. If it goes lower, it will be a negative signal. Key point to follow is the US July inflation report on Wednesday.



Today's highlights

- China has extended its war drills indefinitely while Taiwan has begun its war drill with live ammunition today, which may affect sea freight in the region.
- The world's largest nuclear power plant, which is in Ukraine, was attacked by Russia, and the UN is worried of a big crisis.
- US inflation is believed to have passed peak after oil price fell in July, but the Fed is expected to raise interest rate by 75bps.
- The disease control committee has reduced the COVID-19 from a dangerous contagious disease to a disease under surveillance, effective on October 1
- The TAT has asked the CCSA to extend visa validity for tourists on August 19 and extend visa-on-arrival validity to 45 days, effective until the end of the year. At the end of the year, Chinese tourists are expected to return to Thailand after easing COVID-19 and air travel is eased with expectations of 40% growth next year to reach 4mn tourists.



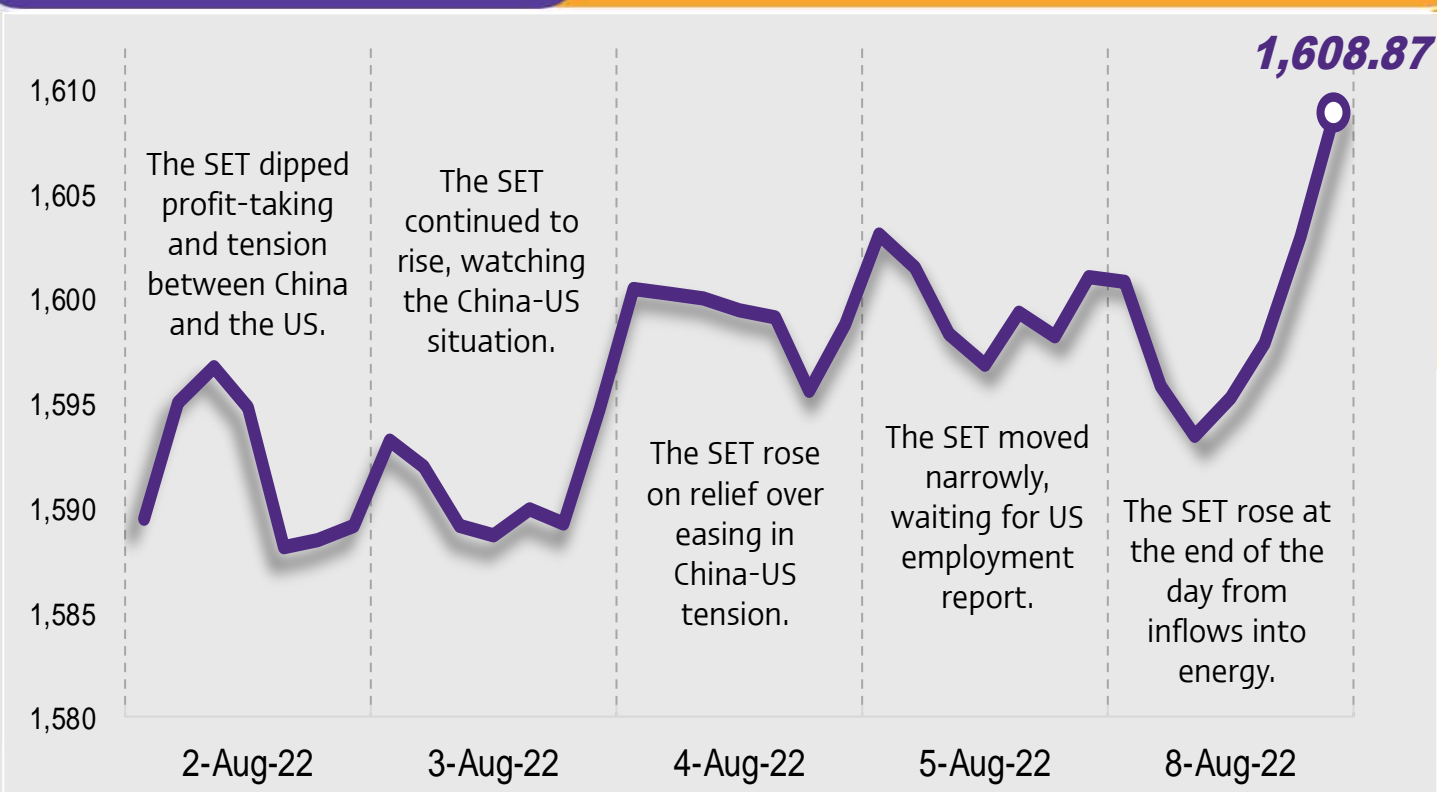
Strategy today

Financial markets have begun to relax after US core inflation and commodity prices have started to slow, making it likely that the Fed will change its stance to a more relaxed monetary policy. However, the SET this week is expected to continue volatile on speculation on 2Q22 earnings, with an eye on a rate hike signal at the monetary policy committee meeting on August 10. We recommend “selective buy” in stocks with specific positive drivers and solid earnings recovery.

See the end of this report for disclaimer

Support - Resistances

1589/1580 – 1610/1620



Trading today

Weekly portfolio: As the market is still in the quarterly report season, we recommend stocks with specific positive drivers and good profit momentum:

- 1) stocks that benefit from recovery in tourists and whose 2Q22 is expected to grow well both YoY and QoQ – ERW, MINT, CRC and AOT;
- 2) stocks that benefit from the upcycle in interest rates – BBL, KBANK and KTB.
- 3) energy stocks whose 2Q22 earnings are expected to show good growth and who are interesting because of the fall in oil price – PTT and BCP.

There is news the Ministry of Labour may raise minimum wage by 5-8%, with discussion in August and to possibly take effect this year. Based on a preliminary study on the effect of raising minimum wage on earnings forecasts for 2023, we find that a 5-10% raise in minimum wage would reduce market net profit by 2-5%, with the heaviest negative in parcel logistics, property development (both reduced by 6-12%) and food (reduced by 10%) sectors.



Daily focus

MINT: We expect 2Q22 core profit of Bt1.4bn, recovering from 2Q21's core loss and improving from 1Q22 thanks to its hotel business in Europe. In 2H22 we expect a steady growth in results from accumulated travel demand in Europe due to the previous lockdown, Thailand's reopening and China's ease in regulations.

CRC: We expect 2Q22 core profit of Bt1.3bn, recovering from 2Q21 core losses and growing by 18%QoQ, due to improving retail sales and rental revenues, higher gross margin and good management on SG&A-to-revenue ratio. In 2022 we expect core profit of Bt5.0bn or growth of 224% YoY, the best growth in the Commerce sector.

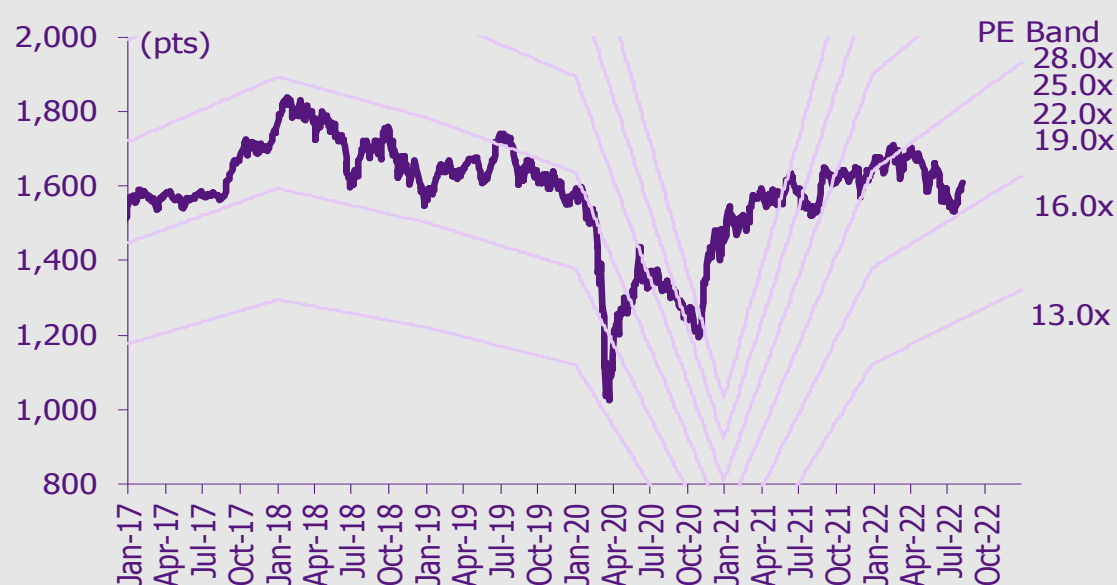
Today's reports

- ADVANC** – 2Q22: Core earnings in line
GPSC – 2Q22: Better QoQ but still weak
MAKRO – 2Q22: Slightly below estimates
TU – 2Q22: Slightly above estimates on FX gain

What to watch

Date	Event
10 Aug	Economic release: JP – PPI for Jul, US – CPI for Jul, crude oil inventories, CN – CPI and PPI for Jul Event: BoT's MPC meeting
11 Aug	Economic release: US – PPI for Jul, unemployment claims Event: Announcement date of August 2022 quarterly MSCI index review
12 Aug	Economic release: EU – Industrial production for Jun

SET Index movement



See the end of this report for disclaimer

SET index series

Index	8 Aug (pts)	Chg (pts)	Chg (%)	Value (Btmn)
SET	1,608.87	7.78	0.49	63,266.08
SET50	979.06	9.65	1.00	38,601.30
SET100	2,211.47	18.50	0.84	46,035.55
sSET	1,047.91	3.30	0.32	2,428.06
SETCLMV	1,006.51	8.29	0.83	28,055.69
SETHD	1,163.02	12.07	1.05	14,097.69
SETTHSI	1,019.90	9.71	0.96	38,656.88
SETWB	982.95	0.35	0.04	10,638.26
mai	619.12	6.23	1.02	3,933.55

Trading summary by investor type

(Btmn)	8 Aug	WTD	MTD	YTD
Foreign				
Net	4,487	4,487	8,612	125,963
Breakdown (%)	48.57	48.57	47.24	47.15
Institution				
Net	(2,269)	(2,269)	(5,981)	(104,793)
Breakdown (%)	8.61	8.61	9.82	7.94
PropTrade				
Net	(479)	(479)	997	2,020
Breakdown (%)	8.84	8.84	8.56	8.59
Individual				
Net	(1,739)	(1,739)	(3,628)	(23,190)
Breakdown (%)	33.99	33.99	34.38	36.33

% of total trade value for each investor type

S50 futures trading by foreign investors

(Contract)	8-Aug	WTD	MTD	YTD
Foreign	12,254	12,254	63,698	68,931
Institution	933	933	5,053	9,965
Customer	(13,187)	(13,187)	(68,751)	(78,896)















Bond trading by foreign investors

(Btmn)	8-Aug	WTD	MTD	YTD
Buy	3,017	3,017	24,632	708,107
Sell	1,006	1,006	15,882	594,581
Net	2,011	2,011	8,749	113,526

Investment Strategy Department

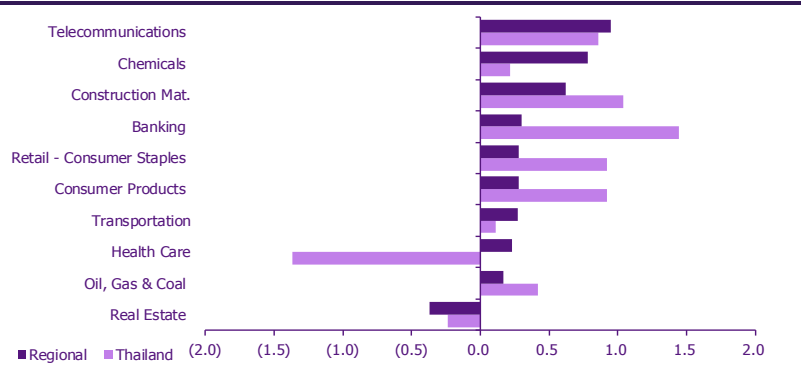
Market update

Global market movement

	8-Aug	Index	Chg (pts)	Performance (%)				PE (x)		EPS gth (%)		PBV (x)		ROE (%)	
				1D	WTD	MTD	YTD	22F	23F	22F	23F	22F	23F	22F	23F
S&P 500		4,140	(5.13)	(0.1)	(0.1)	0.2	(13.1)	18.2	16.9	17.6	7.7	3.9	3.5	22.4	22.3
Euro Stoxx 600		439	3.21	0.7	0.7	0.1	(10.0)	12.3	11.9	27.7	3.2	1.7	1.6	12.4	12.0
Japan		28,249	73.37	0.3	0.3	1.6	(1.9)	15.7	14.7	2.5	6.3	1.6	1.5	9.8	10.1
Hang Seng		20,046	(156.17)	(0.8)	(0.8)	(0.5)	(14.3)	10.2	9.1	(25.6)	13.2	1.1	1.0	11.3	11.2
MSCI Asia x J		644	(3.97)	(0.6)	(0.6)	0.3	(18.4)	12.6	11.6	(0.1)	9.2	1.5	1.4	11.7	11.5
Philippines		6,434	28.74	0.4	0.4	1.9	(9.7)	15.6	13.0	21.4	19.8	1.5	1.4	8.6	9.7
Indonesia		7,087	2.19	0.0	0.0	2.0	7.7	16.7	15.5	38.7	7.8	2.1	1.9	(7.1)	(6.8)
Malaysia		1,496	(5.52)	(0.4)	(0.4)	0.3	(4.6)	14.4	13.8	(0.3)	4.1	1.5	1.4	10.2	11.3
Thailand		1,609	7.78	0.5	0.5	2.1	(2.9)	15.8	14.7	17.7	7.7	1.6	1.5	8.4	9.0
Asean 4 - simple avg.				0.1	0.1	1.5	(2.4)	15.6	14.3	19.4	9.9	1.7	1.6	5.0	5.8
China		3,237	9.91	0.3	0.3	(0.5)	(11.1)	11.1	9.8	18.2	13.7	1.3	1.2	11.1	10.9
India		58,853	465.14	0.8	0.8	2.2	1.0	21.5	18.5	17.6	16.3	3.2	3.0	15.2	15.4
Singapore		3,271	(11.90)	(0.4)	(0.4)	1.9	4.7	12.7	11.2	12.0	13.8	1.1	1.0	9.0	9.9
Taiwan		15,020	(15.63)	(0.1)	(0.1)	0.1	(17.6)	10.4	11.0	9.4	(5.5)	1.9	1.8	21.4	18.3
Korea		2,493	2.30	0.1	0.1	1.7	(16.3)	10.3	9.7	0.4	7.2	1.0	0.9	6.9	11.1
Others				0.1	0.1	1.1	(7.8)	13.2	12.0	11.5	9.1	1.7	1.6	12.7	13.1

Regional sector movement

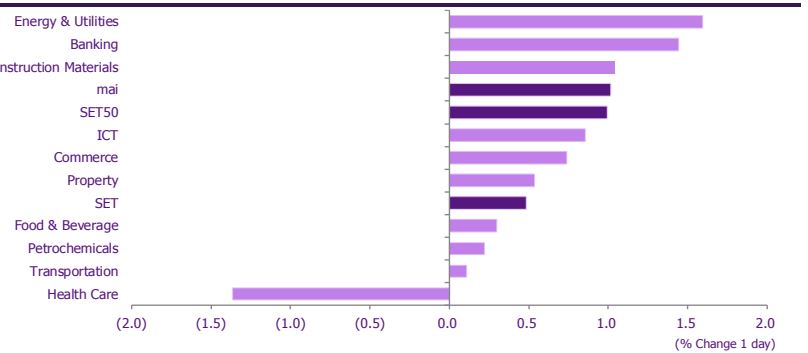
	Price performance (%) *			
	8-Aug	WoW	MoM	YTD
Banking	0.30	0.37	0.17	(10.35)
Chemicals	0.78	0.58	3.50	(2.08)
Construction Mat.	0.62	0.45	2.20	(5.48)
Consumer Products	0.28	0.05	(0.24)	(3.67)
Health Care	0.23	1.21	0.91	(12.71)
Oil, Gas & Coal	0.17	(1.04)	(0.07)	(1.78)
Real Estate	(0.37)	(1.14)	(9.23)	(20.48)
Retail - Consumer Staples	0.28	0.05	(0.24)	(3.67)
Telecommunications	0.95	0.64	0.69	(13.63)
Transportation	0.27	(0.63)	(0.84)	(7.05)



* Regional sector price performances (%) are based on US\$ and Thai sector price performances (%) are based on baht

Thailand sector movement

	Price performance (%)			
	8-Aug	WoW	MTD	YTD
Banking	1.44	2.63	2.48	(9.99)
Commerce	0.74	1.11	1.47	(4.61)
Construction Materials	1.04	1.66	0.56	(5.49)
Energy & Utilities	1.59	1.06	1.97	0.04
Food & Beverage	0.30	0.29	0.98	(2.91)
Health Care	(1.37)	(1.03)	(0.01)	18.17
ICT	0.86	1.89	3.31	(7.92)
Petrochemicals	0.22	(1.46)	0.28	(10.94)
Property	0.54	0.48	2.37	0.96
Transportation	0.11	1.05	2.29	8.27
SET	0.49	0.98	2.06	(2.94)
SET50	1.00	1.40	2.12	(1.18)
MAI	1.02	3.47	6.48	6.35



10 Most active stocks by value

Stock	Price (Bt)	Value (Btmn)	Chg (%)
KBANK	149.50	3,231.59	1.70
PTT	36.50	2,903.21	2.82
DELTA	506.00	2,670.39	(6.30)
PTTEP	154.00	2,147.78	1.99
SCB	107.00	2,117.66	3.38
BDMS	26.50	1,981.03	(1.85)
BANPU	12.60	1,933.25	(1.56)
CPALL	60.75	1,725.03	1.25
IVL	42.75	1,567.65	(0.58)
AOT	72.00	1,314.44	0.35

Top 10 gainers

Stock	Price (Bt)	Value (Btmn)	Chg (%)
CPH	36.00	644.57	24.14
AMC	4.22	131.90	20.57
PTECH	25.50	0.25	11.35
JTS	108.00	315.11	8.54
SAMTEL	7.00	14.08	8.53
SCM	6.90	40.01	7.81
SABUY	20.20	519.12	6.88
NSI	102.00	7.93	6.81
NRF	6.40	31.08	6.67
XPG	1.64	71.61	5.81

Top 10 losers

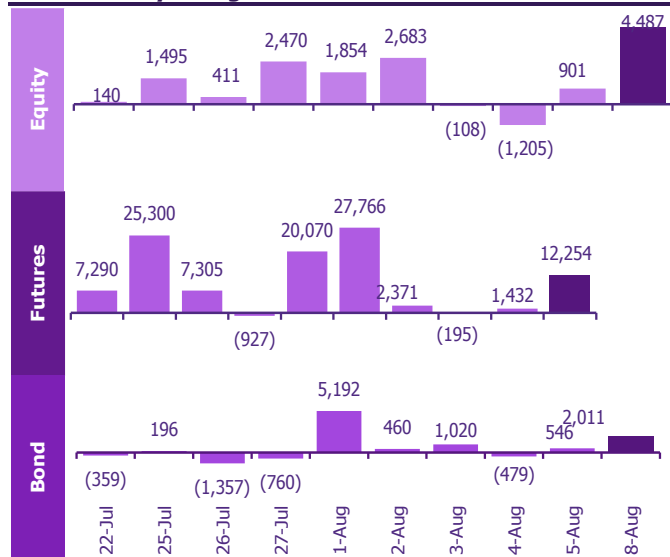
Stock	Price (Bt)	Value (Btmn)	Chg (%)
AQ	0.02	0.46	(33.33)
WAVE	0.56	18.58	(13.85)
DELTA	506.00	2,670.39	(6.30)
PRINC	7.70	112.32	(6.10)
TFI	0.16	1.28	(5.88)
MNRF	2.74	0.01	(4.86)
THREL	4.42	22.88	(4.74)
FORTH	46.25	347.24	(4.64)
GEL	0.21	3.06	(4.55)
MIDA	0.43	0.05	(4.44)

Fund flow monitor

Regional foreign fund flows to equity

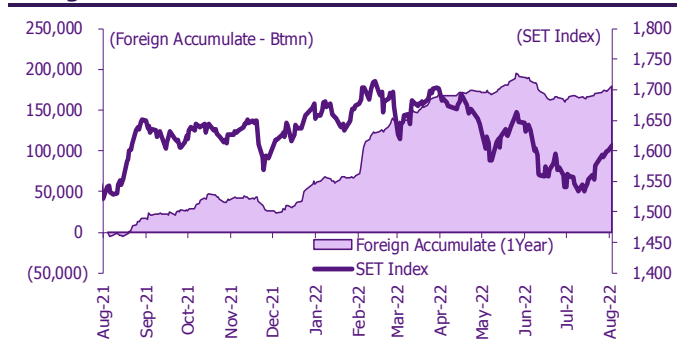
(US\$ Mn)	Thailand	Indonesia	Philippines	Malaysia	Vietnam	India	Taiwan	South Korea	Japan
Daily									
8-Aug-22	126	77	(9)		(4)		(47)	99	
5-Aug-22	25	98	(1)	6	(13)	253	912	332	
4-Aug-22	(34)	75	6	63	3	217	(127)	252	
3-Aug-22	(3)	(480)	13	17	28	503	(242)	425	
2-Aug-22	74	60	1	(8)	16	211	(692)	150	
Weekly									
WTD	126	77	(9)	88	(4)	1,860	(47)	99	(903)
5-Aug-22	114	(186)	13	88	62	1,860	(431)	1,282	0
29-Jul-22	119	130	10	30	63	750	417	544	(903)
22-Jul-22	24	3	(14)	34	24	1,194	(104)	733	2,191
15-Jul-22	(31)	(109)	(46)	(6)	(51)	(638)	(617)	75	3,435
Monthly									
MTD	240	(109)	4	88	57	1,860	(478)	1,381	0
Jul-22	128	(150)	(80)	28	(18)	836	(626)	1,363	4,963
Jun-22	(841)	(501)	(207)	(291)	89	(6,342)	(7,724)	(4,796)	(9,556)
May-22	592	(243)	(350)	18	138	(4,871)	57	170	(1,993)
YTD	3,810	4,010	(851)	1,576	114	(25,860)	(35,173)	(13,343)	5,536

Thailand daily foreign net flows

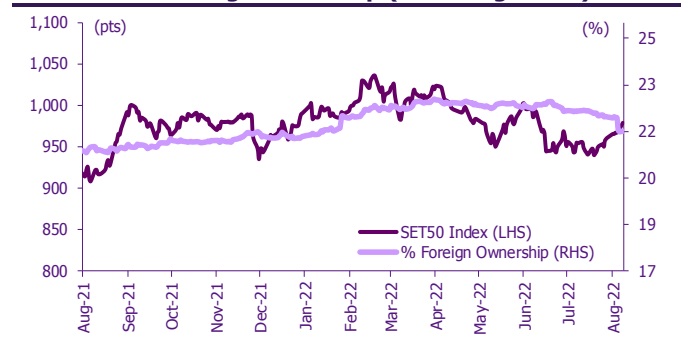


	Equity (Btmn)	SET50 futures (Contract)	Bond (Btmn)*	Bond (Btmn)
Daily				
8-Aug-22	4,487	12,254	2,388	2,011
Weekly				
WTD	4,487	12,254	2,388	2,011
5-Aug-22	4,125	51,444	9,894	6,738
27-Jul-22	4,376	31,678	6,042	(1,921)
22-Jul-22	889	41,330	7,837	(2,455)
15-Jul-22	(1,141)	(71,975)	(13,584)	(1,726)
Monthly				
MTD	8,612	63,698	12,282	8,749
Jul-22	4,721	33,437	6,426	(3,593)
Jun-22	(29,387)	(101,334)	(19,303)	(14,819)
May-22	20,284	109,007	21,576	30,012
Quarterly				
QTD	1,765	(59,103)	(11,018)	22,811
1Q22	110,864	30,899	6,488	85,559
4Q21	28,128	44,270	8,986	110,523
3Q21	(443)	6,232	1,282	21,383
2Q21	(46,593)	(7,583)	(994)	76,603
YTD	125,963	68,931	14,178	113,526
2021	(48,578)	27,284	6,522	212,522
2020	(264,386)	6,348	735	(35,245)

Foreign net flow and SET movement



SET50 and its foreign ownership (excluding NVDR)



Foreign buy/sell activity monitor

Most foreign holding value change

	Fgn hld (%)	Δ Fgn (M.shares)	Buy* (Btmn)
AOT	9.05	9.81	706
CRC	13.75	7.34	283
BANPU	9.62	22.05	278
SCGP	4.58	3.61	201
MINT	30.69	2.16	73
BH	25.43	0.33	60
ONEE	1.53	4.33	40
STA	16.03	1.80	39
BEM	8.82	4.34	39
BCH	7.53	1.49	30

	Fgn hld (%)	Δ Fgn (M.shares)	Sell* (Btmn)
BDMS	21.44	(17.53)	(465)
CPALL	32.60	(6.20)	(377)
PTTEP	15.30	(1.26)	(194)
MTC	6.94	(2.47)	(126)
SCC	11.84	(0.33)	(123)
PTTGC	12.53	(1.99)	(91)
OSP	23.44	(2.85)	(90)
KKP	14.01	(1.17)	(80)
COM7	5.14	(2.20)	(72)
TU	26.32	(3.42)	(57)

Top-5 NVDR net buy/sell

	Buy* (Btmn)	Sell* (Btmn)
BDMS	647	(134)
SCB	400	(133)
KBANK	376	(117)
IVL	375	(87)
AOT	229	(74)
TRUE	207	(63)
SCC	190	(63)
KCE	182	(58)
CPALL	166	(52)
KTB	159	(45)

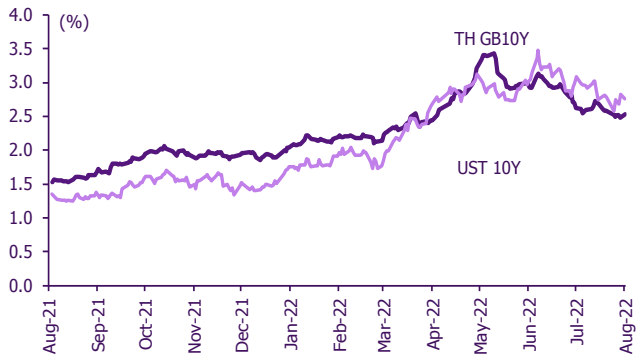
* SCBS Investment Research estimates

Multi-asset price update

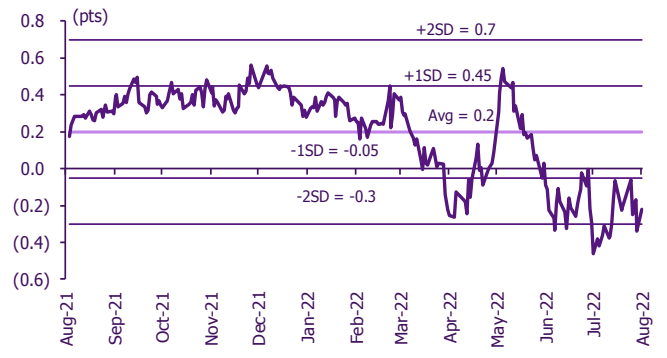
Key indicator update

	Close	8-Aug	WoW	MoM	YoY	YTD
Financial market condition						
VIX Index	21.29	0.66	(6.79)	(13.60)	31.83	23.64
Europe CDS (bps)	100.115	(1.88)	(1.04)	(16.44)	54.01	52.23
LIBOR OIS Spread (bps)	0.12801	(1.09)	(7.61)	3.18	9.22	3.79
TED Spread (bps)	0.3706	(2.55)	(12.26)	(16.83)	28.53	19.19
Exchange rate						
Dollar Index	106.38	(0.19)	0.92	(0.48)	14.66	11.19
USD/THB	35.62	(0.49)	(1.43)	(0.79)	6.66	7.27
EUR/USD	1.02	0.10	(0.66)	0.08	(13.35)	(10.34)
USD/JPY	134.96	(0.00)	2.55	(0.82)	22.44	17.29
Bond: (Change in basis points)						
TH Gov Bond 2Y	1.65%	0.93	(4.32)	(2.48)	117.70	99.50
TH Gov Bond 10Y	2.54%	4.91	2.15	(8.19)	103.36	63.82
US Gov Bond 2Y	3.21%	(1.83)	35.15	9.65	300.13	248.13
US Gov Bond 10Y	2.76%	(7.88)	19.83	(32.86)	145.18	124.01
Commodities						
CRB Index	583.10	0.00	0.37	(0.31)	4.07	0.83
Gold (US\$/oz)	1,788.60	0.82	0.98	2.69	1.48	(2.22)
Gross Refining Margin (US\$/bbl)	20.97	32.30	34.94	18.88	n.m.	243.21
Dubai Crude (US\$/bbl)	94.41	0.00	(8.45)	9.42	35.36	29.00
NYMEX Crude (US\$/bbl)	90.76	1.97	(3.33)	(13.39)	32.92	87.37
Baltic Dry Index (pts)	1,566.00	0.38	(16.35)	(24.24)	(53.54)	(29.36)

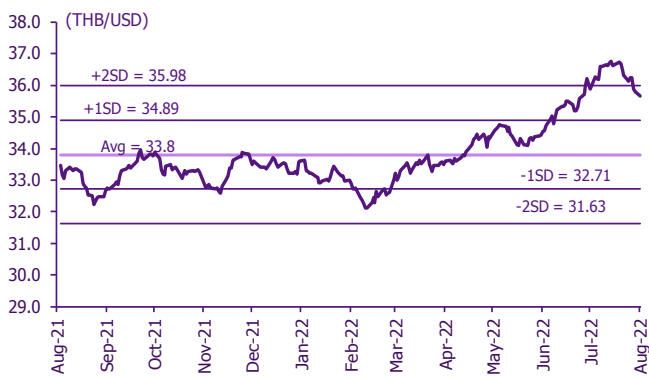
Thai and US 10-year government bond yield



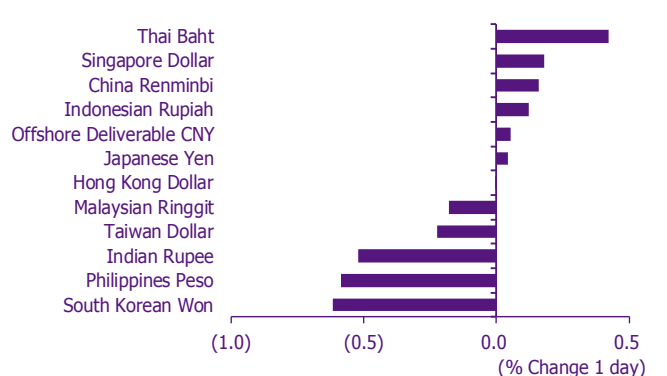
Thai and US 10-year government bond spread



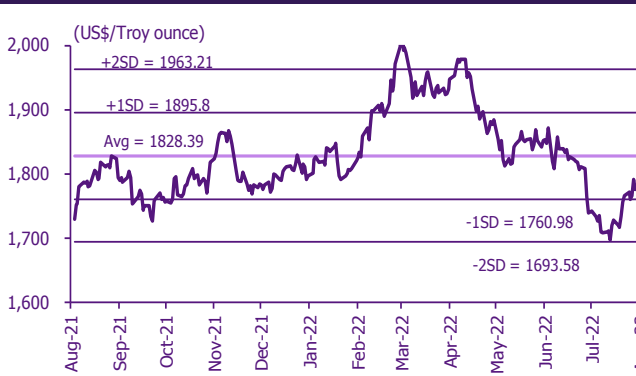
THB/USD exchange rate



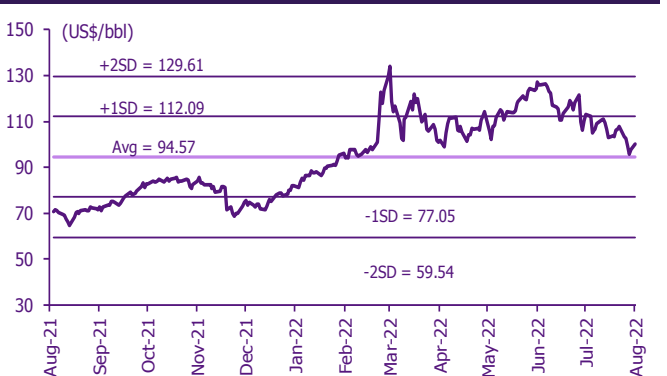
Regional foreign exchange rate spot return



Gold



Brent crude



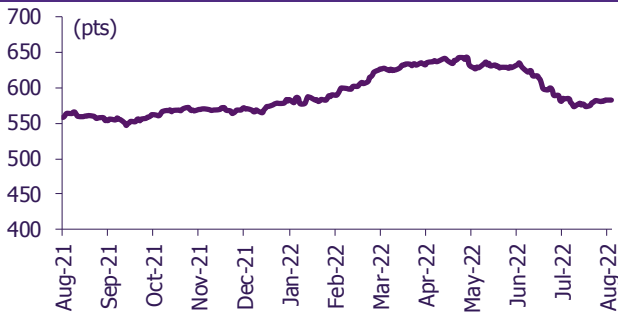
Commodities daily price update

	As of 8-Aug-22	-1W %	Avg. Price QTD in 3Q22	% QoQ	% YoY	Avg. Price in '21	% YoY	Avg. Price in '22	% YoY	Update
CRB Index	583.10	0.1	580.73	(7.8)	4.1	535.54	36.83	610.63	14.0	Daily
Energy Prices										
Crude Oil - Dubai (US\$/bbl)	97.10	(8.2)	105.10	(3.5)	47.3	68.86	63.18	103.31	50.0	Daily
Brent Crude (US\$/bbl)	100.04	(7.3)	106.89	(5.3)	46.4	70.52	66.54	106.35	50.8	Daily
West Texas Int. Cushing (US\$/bbl)	90.76	(8.0)	98.25	(9.7)	34.6	68.06	72.51	101.30	48.8	Daily
Crude Oil - Asia-Pacific Tapis Oil Spot (US\$/bbl)	111.49	(3.8)	114.79	(3.3)	57.2	71.82	61.89	112.04	56.0	Daily
Natural Gas Henry Hub (US\$/mmBTU)	7.66	(7.6)	7.24	(4.0)	115.3	3.12	29.88	6.27	100.9	Daily
Coal Price NEX (US\$/MT)	399.71	(8.2)	416.65	12.2	156.5	138.28	135.73	337.72	144.2	Friday
Oil Product Prices and Gross Refinery Margin										
Gas Oil 500 ppm Sulfur Singapore (US\$/bbl)	122.80	(13.0)	136.86	(7.7)	73.7	76.20	52.83	131.16	72.1	Daily
Gas Oil - Dubai (US\$/bbl)	25.70	(27.4)	31.77	(19.3)	327.4	7.34	(4.17)	27.85	279.3	Daily
Gasoline, 92 RON Spot (US\$/bbl)	100.17	(11.4)	112.14	(24.4)	39.6	76.66	75.97	121.78	58.9	Daily
Gasoline - Dubai (US\$/bbl)	3.07	(57.5)	7.05	(75.2)	(21.7)	7.80	472.22	18.47	136.9	Daily
Fuel Oil 180 Singapore Spot (US\$/bbl)	74.73	(6.5)	78.07	(47.3)	21.2	61.57	60.99	89.91	46.0	Daily
Fuel Oil - Dubai (US\$/bbl)	(22.37)	(13.7)	(27.02)	200.5	289.4	-7.29	84.36	(13.40)	83.9	Daily
Jet Kerosene - Spot Price (US\$/bbl)	117.72	(13.5)	131.41	(7.6)	74.7	73.98	60.45	126.41	70.9	Daily
Jet Kerosene - Dubai (US\$/bbl)	20.62	(31.8)	26.31	(20.8)	576.4	5.12	31.00	23.10	351.0	Daily
SG Dubai Hydrocracking Refinery Margin (US\$/bbl)	15.85	2.0	18.88	(33.9)	1,617.5	2.00	467.16	18.93	847.7	Daily
Olefins Product Prices and Spread										
Ethylene, FOB Japan Spot (US\$/MT)	850	(2.3)	891	(20.7)	(9.0)	1,010	39.56	1,095	8.5	Tuesday
Ethylene Spread (US\$/MT)	152	44.6	120	228.8	(60.2)	361	5.77	232	(35.7)	Daily
Propylene (Olefins), FOB Japan Spot (US\$/MT)	895	1.1	922	(15.4)	(5.0)	1,005	27.27	1,063	5.8	Tuesday
Propylene Spread (US\$/MT)	197	64.1	151	(27.1)	(48.4)	356	(12.55)	200	(43.9)	Daily
Naphtha - Singapore Spot FOB (US\$/MT)	699	(8.7)	770	(12.7)	13.9	649	69.72	863	33.1	Daily
Polyolefins Prices and Spread										
Polye HDPE SE Asia (US\$/MT)	1,060	(2.8)	1,169	10.6	(64.9)	1,179	33.19	1,287	9.2	Tuesday
HDPE-Naphtha Spread (US\$/MT)	362	11.3	399	227.7	(13.4)	530	5.43	424	(20.1)	Daily
Polye LDPE-Film, CFR SE Asia Spot (US\$/MT)	1,300	(9.1)	1,472	(11.8)	(18.9)	1,525	51.71	1,611	5.6	Tuesday
LDPE-Naphtha Spread (US\$/MT)	602	(9.5)	702	45.9	55.4	876	40.66	748	(14.7)	Daily
PP Film, Spot South East Asia (US\$/MT)	1,010	(2.9)	1,147	(13.7)	(7.0)	1,298	35.78	1,289	(0.7)	Tuesday
PP Spread (US\$/MT)	312	13.4	377	(15.6)	(32.4)	649	13.18	426	(34.5)	Daily
MEG Prices and Spread										
MEG, CFR South East Asia (US\$/MT)	520	(6.3)	547	(14.7)	(20.6)	679	(88.71)	644	(5.1)	Tuesday
MEG Spread (US\$/MT)	-7	(144.9)	-5	(93.2)	(106.6)	53	120.79	-35	n.m.	Tuesday
Aromatics Product Prices and Spread										
Paraxylene, FOB USG Spot (US\$/MT)	1,055	(10.2)	1,411	(7.3)	48.4	894	56.10	1,349	(46.4)	Tuesday
Paraxylene Spread (US\$/MT)	237	(16.8)	526	(13.1)	52.0	310	342.73	479	54.4	Tuesday
Paraxylene - 92 RON Spread (US\$/MT)	201	(4.9)	454	29.7	71.2	241	362.24	311	67.7	Daily
Toluene, FOB Korea Spot (US\$/MT)	915	(1.6)	1,024	(7.9)	34.8	728	111.96	1,004	(44.6)	Tuesday
Benzene, CFR Japan Spot (US\$/MT)	1,000	(8.3)	1,126	(10.2)	9.6	931	87.66	1,165	(56.7)	Tuesday
Benzene Spread (US\$/MT)	406	(7.2)	468	(2.4)	10.7	352	117.03	404	14.7	Daily
Benzene - 92 RON Spread (US\$/MT)	146	15.6	169	105.9	(50.4)	277	122.54	127	(54.3)	Daily
Condensate (US\$/MT)	818	(8.1)	885	(3.5)	46.3	584	61.01	870	49.0	Daily
PTA Prices and Spread										
PTA, CFR South East Asia (US\$/MT)	860	(3.4)	899	(8.8)	21.0	705	48.18	915	29.7	Tuesday
PTA Spread (US\$/MT)	153	49.1	-46	37.2	(143.6)	106	15.15	11	(89.7)	Tuesday
PVC Prices and Spread										
PVC, CFR South East Asia (US\$/MT)	1,000	0.0	1,093	(21.5)	(18.1)	1,445	63.60	1,341	(7.2)	Tuesday
Ethylene Spread (US\$/MT)	849	(5.2)	972	(12.5)	(5.8)	1,084	99.99	1,109	2.3	Tuesday
Ethylene Dichloride CFR Far East Asia (US\$/MT)	395	(11.2)	514	(22.6)	(28.5)	734	140.72	712	(2.9)	Tuesday
Metal										
Gold (US\$/Troy Ounce)	1,789	1.3	1,746	(6.8)	(2.5)	1,799	1.56	1,853	3.0	Daily
LME Copper 3 Month Rolling Forward (US\$/MT)	7,947	0.3	7,606	(20.2)	(19.0)	9,293	49.95	9,381	0.9	Daily
Silver Future (US\$/Troy Ounce)	21	1.6	19	(15.3)	(21.3)	25	n.a.	23	(8.7)	Daily
China Composite Steel Prices (CNY/MT)	4,488	2.6	4,437	(15.1)	(23.7)	5,473	35.91	5,085	(7.1)	Daily
Agriculture Prices										
Malaysian Crude Palm Oil Spot Price(MYR/MT)	4,041	(6.0)	4,062	(37.8)	(8.7)	4,443	59.82	5,945	33.8	Daily
SGX Ribbed Smoked Sheet 3 (RSS3) Futures (US\$/KG.)	170	(4.6)	181	(14.6)	(2.8)	209	18.21	206	(1.5)	Daily
Sugar #11 (US\$/LB)	18	2.2	18	(5.7)	4.3	16	29.55	19	15.1	Daily
Freight Rate										
Baltic Freight Index: BDIY	1,566	(17.4)	1,991	(20.9)	(46.8)	2,921	173.99	2,233	(23.6)	Daily
Baltic Supramax Index: BSI58	1,700	(13.7)	2,040	(22.3)	(34.6)	2,424	224.85	2,386	(1.6)	Daily

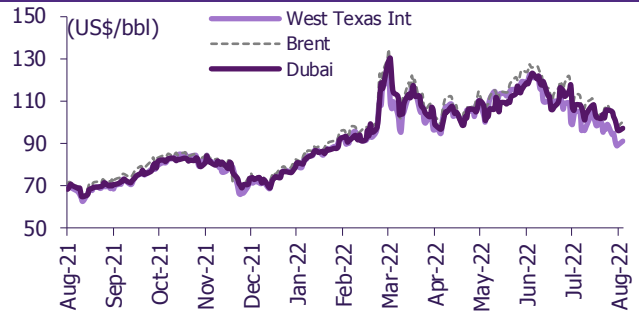
Source: Bloomberg Financial L.P., TQ Professional, BANPU, BOT, SCBS Investment Research

Commodities daily chart update

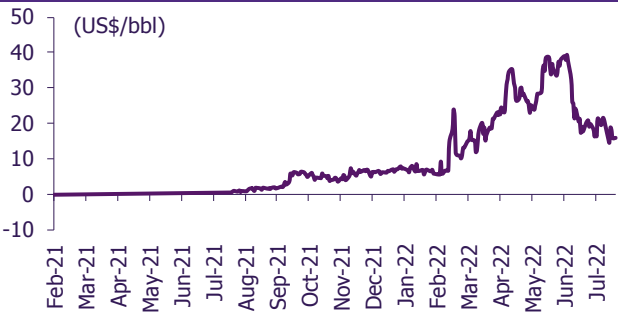
CRB US Spot All Commodities Price Index



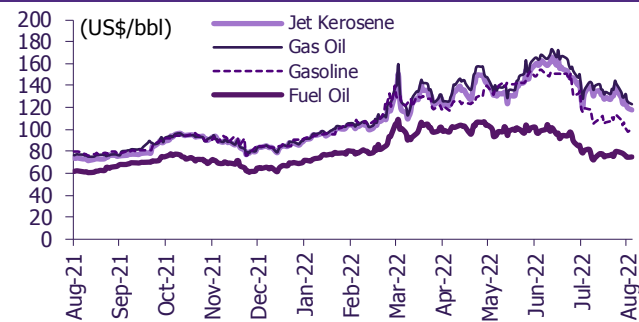
Crude prices



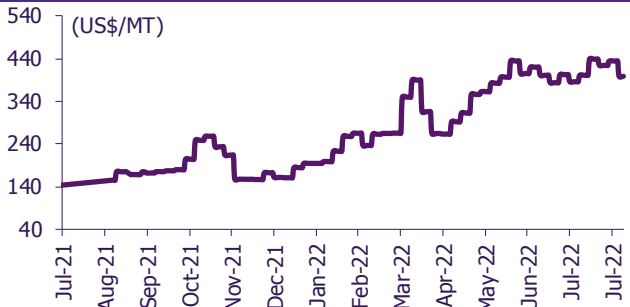
SG Dubai Hydrocracking Refinery Margin



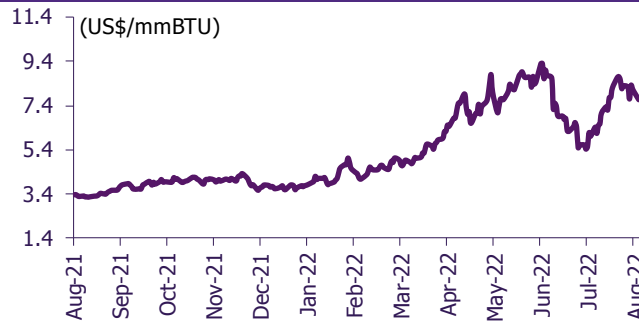
Oil product prices



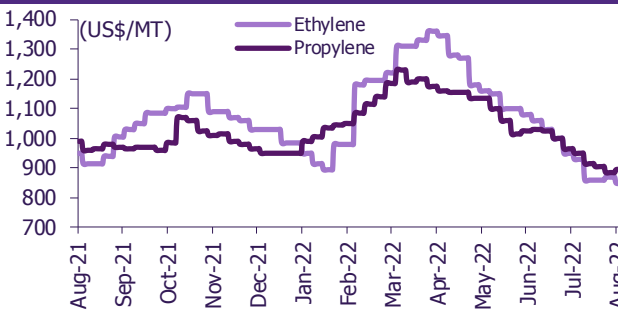
Coal price (NEX)



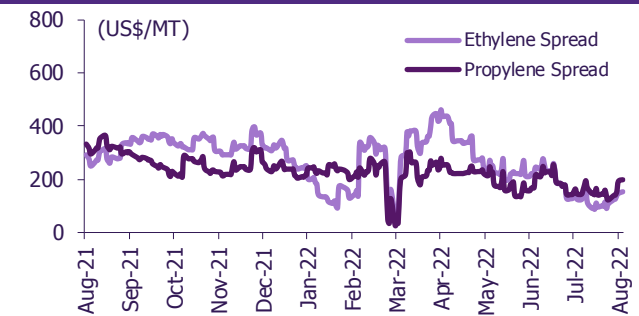
Natural gas prices (Henry hub)



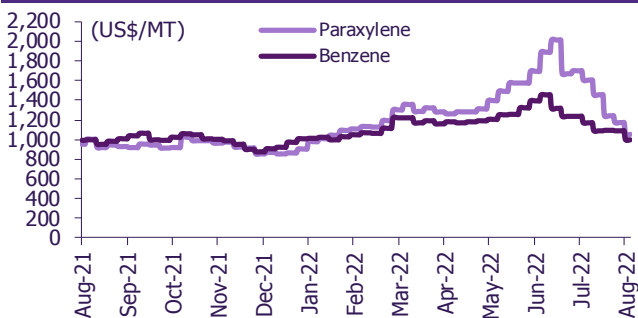
Olefins prices



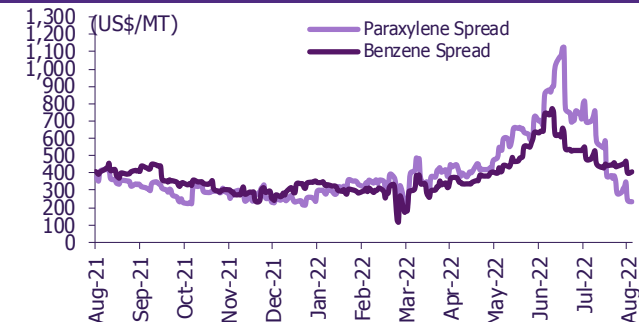
Olefins spreads



Aromatics prices

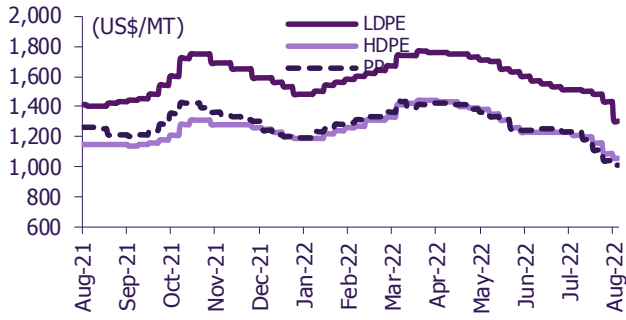


Aromatics spreads

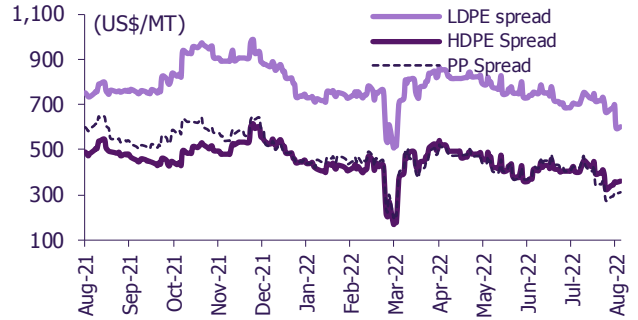


Commodities daily chart update

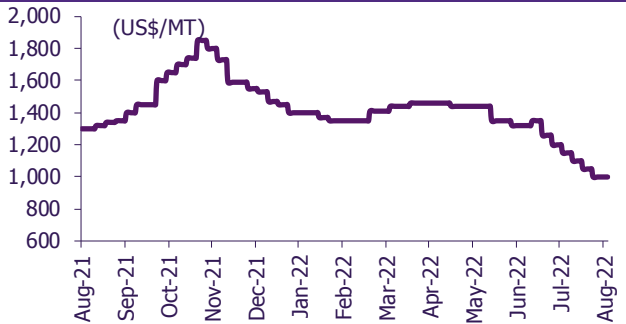
Polyolefins prices



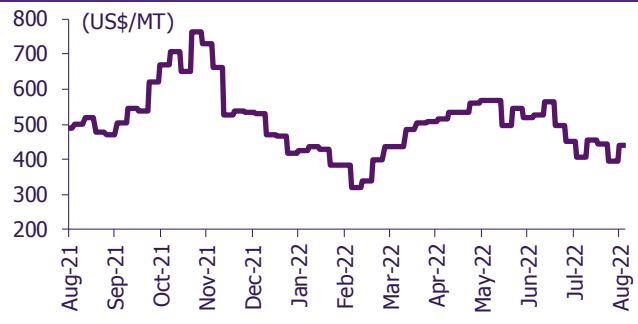
Polyolefins-Naphtha spreads



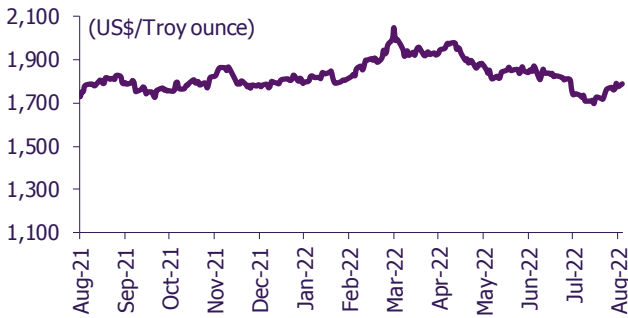
PVC price



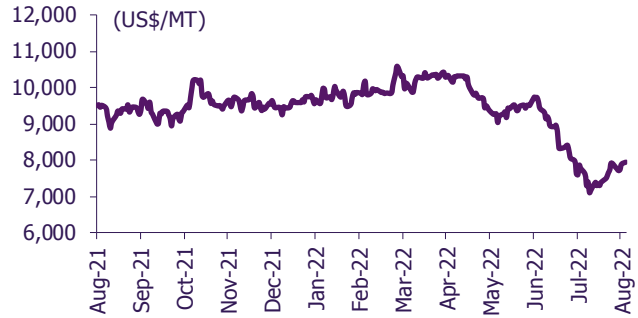
PVC spread



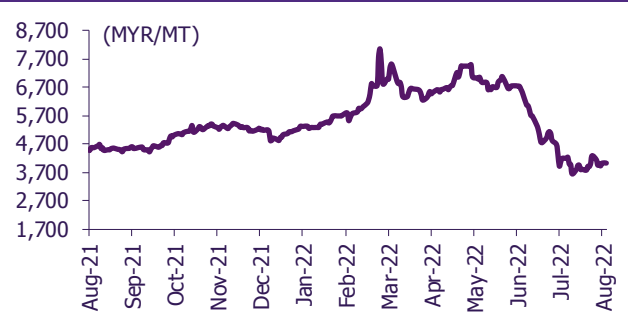
Gold price



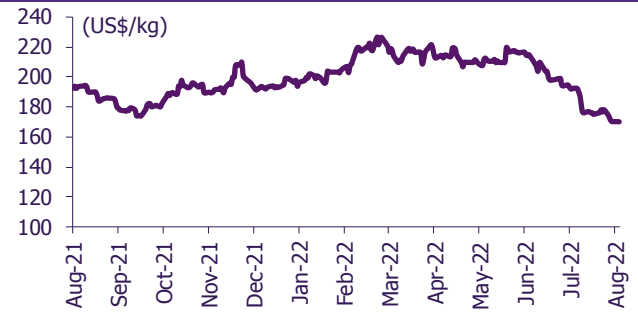
LME copper price



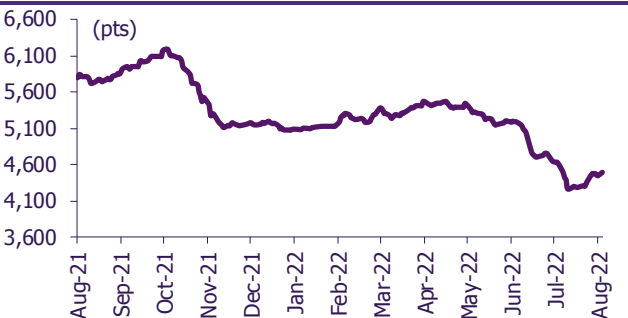
Malaysian crude palm oil price



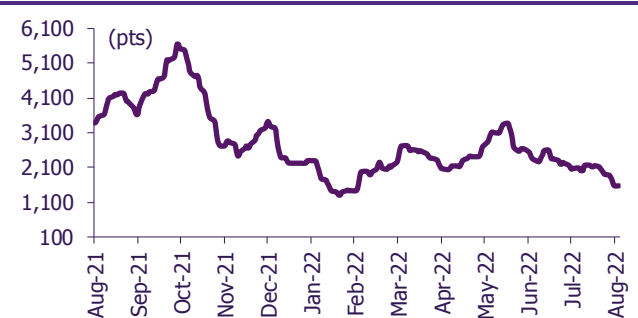
Rubber price (RSS3) futures



Steel price index



Baltic freight index



Source: Bloomberg Financial L.P., TQ Professional, BANPU, BOT, SCBS Investment Research

Short sales

	Volume (Shares)	Turnover (Bt)	Average price (Bt)	Last price 8-Aug-22	Gap between last close and short	Short sale volume comparing with main board
CN01	33,626	757,901	22.54	0.26	8572.23	78.17
LOXLEY	36,800	84,272	2.29	2.30	(0.43)	26.48
CBG-R	591,300	66,332,350	112.18	113.00	(0.73)	25.19
BLAND	572,000	577,720	1.01	1.01	0.00	24.22
OR	3,464,700	92,423,925	26.68	27.00	(1.20)	21.90
STA-R	627,000	13,692,860	21.84	21.90	(0.28)	21.08
COM7-R	4,117,100	135,543,700	32.92	33.00	(0.24)	20.46
CKP	1,223,600	6,362,720	5.20	5.20	0.00	20.44
SAWAD-R	1,444,300	75,965,650	52.60	53.25	(1.23)	20.14
BCH-R	1,686,600	34,271,190	20.32	20.30	0.10	20.12
VIBHA	538,700	1,303,654	2.42	2.42	0.00	17.64
THG-R	508,800	33,268,225	65.39	65.50	(0.17)	17.55
SGP	66,600	752,840	11.30	11.30	0.03	16.48
ICHI	150,900	1,224,440	8.11	8.20	(1.05)	16.13
MTC	985,100	49,531,800	50.28	51.00	(1.41)	15.21
WHA-R	7,168,600	22,484,598	3.14	3.16	(0.74)	15.09
PTT-R	12,041,100	431,724,100	35.85	36.50	(1.77)	14.91
JMT-R	760,400	59,487,725	78.23	78.50	(0.34)	14.67
SC	645,800	2,183,204	3.38	3.42	(1.15)	14.23
TTB	32,634,200	38,308,869	1.17	1.19	(1.35)	14.19
BEC-R	704,700	8,489,340	12.05	12.20	(1.26)	14.06
BAY	23,000	736,000	32.00	32.00	0.00	13.72
DTAC	870,400	40,719,950	46.78	47.00	(0.46)	13.23
HANA-R	1,007,900	46,045,025	45.68	46.00	(0.69)	12.79
KSL	333,500	1,177,696	3.53	3.52	0.32	12.76
PSL-R	3,646,900	62,530,960	17.15	16.80	2.06	12.30
PLANB	2,178,000	13,801,370	6.34	6.40	(0.99)	12.27
STGT-R	1,180,700	18,775,510	15.90	16.00	(0.61)	12.18
TU-R	3,448,900	56,554,380	16.40	16.60	(1.22)	12.01
ICHI-R	111,600	905,020	8.11	8.20	(1.10)	11.93
BH-R	451,500	81,355,050	180.19	180.00	0.10	11.81
SUPER-R	3,087,900	2,254,167	0.73	0.74	(1.35)	11.77
SAT	92,300	1,613,970	17.49	17.40	0.50	11.77
TASCO	282,100	4,712,880	16.71	17.00	(1.73)	11.73
MEGA-R	119,600	5,852,450	48.93	49.25	(0.64)	11.62
SCC-R	303,600	111,243,100	366.41	371.00	(1.24)	11.39
GUNKUL-R	6,252,100	31,013,922	4.96	5.05	(1.77)	11.36
BA	103,100	1,050,460	10.19	10.20	(0.11)	11.30
ITD-R	1,621,000	3,084,432	1.90	1.91	(0.38)	11.19
BJC-R	179,300	5,942,875	33.14	33.75	(1.79)	11.18
NOBLE-R	76,000	348,180	4.58	4.62	(0.84)	11.14
TRUE	19,423,600	96,704,938	4.98	4.96	0.38	10.73
PTL-R	18,200	415,080	22.81	23.00	(0.84)	10.61
RATCH	572,100	22,063,725	38.57	39.00	(1.11)	10.29
SPALI-R	245,000	4,851,830	19.80	19.80	0.02	10.06
TIDLOR-R	750,000	22,639,975	30.19	30.50	(1.03)	9.97
TOP-R	2,487,300	121,958,975	49.03	50.00	(1.93)	9.91
OSP-R	979,400	30,851,050	31.50	31.75	(0.79)	9.80
BPP-R	108,100	1,632,310	15.10	15.30	(1.31)	9.77
RAM	68,300	3,663,950	53.64	53.50	0.27	9.73
CENTEL-R	248,500	10,167,050	40.91	41.00	(0.21)	9.73
IRPC-R	7,160,700	24,059,416	3.36	3.40	(1.18)	9.69
GPSC-R	720,400	50,904,900	70.66	71.25	(0.83)	9.50
CPF-R	1,887,900	46,811,170	24.80	25.00	(0.82)	9.47
BGRIM-R	1,218,900	46,908,350	38.48	39.25	(1.95)	9.29
ADVANC	424,200	85,607,800	201.81	203.00	(0.59)	9.26
OSP	916,800	28,879,200	31.50	31.75	(0.79)	9.17
VGI-R	1,136,400	4,905,876	4.32	4.34	(0.53)	9.11
DTAC-R	599,100	28,020,100	46.77	47.00	(0.49)	9.10
TQM	203,100	9,656,525	47.55	48.00	(0.95)	9.03
MTC-R	575,100	28,914,525	50.28	51.00	(1.42)	8.88
GLOBAL-R	517,900	9,498,430	18.34	18.40	(0.32)	8.86
SCGP-R	628,400	34,707,300	55.23	55.75	(0.93)	8.84
KEX-R	258,600	5,944,750	22.99	22.80	0.83	8.80
GUNKUL	4,821,800	24,069,474	4.99	5.05	(1.15)	8.76
BA-R	79,200	807,560	10.20	10.20	(0.03)	8.68
KCE-R	1,164,600	74,830,650	64.25	64.00	0.40	8.63
RCL-R	494,900	19,662,225	39.73	39.50	0.58	8.52
SUPER	2,234,300	1,631,039	0.73	0.74	(1.35)	8.52
TISCO-R	325,300	29,062,125	89.34	89.25	0.10	8.47
THANI	938,000	3,937,498	4.20	4.24	(1.00)	8.45
DUSIT	6,800	73,440	10.80	10.90	(0.92)	8.44
JWD-R	236,100	3,656,780	15.49	15.60	(0.72)	8.43
BKI	1,000	272,600	272.60	274.00	(0.51)	8.40
EA-R	842,600	69,820,600	82.86	84.25	(1.65)	8.40
TSE	46,300	99,082	2.14	2.16	(0.93)	8.25
KKP-R	657,500	44,218,800	67.25	67.75	(0.73)	8.21
EASTW	38,600	247,275	6.41	6.50	(1.44)	8.19
VGI	1,017,800	4,390,828	4.31	4.34	(0.60)	8.16
PTTGC-R	745,400	33,509,050	44.95	45.75	(1.74)	8.08
SSP	80,000	748,560	9.36	9.50	(1.51)	8.06
AP-R	913,900	9,417,790	10.31	10.30	0.05	8.04
BDMS	5,969,200	158,635,025	26.58	26.50	0.29	8.01
KSL-R	207,300	729,666	3.52	3.52	0.00	7.93
TCAP	299,600	11,610,825	38.75	39.00	(0.63)	7.91
PTTGC	729,600	32,797,225	44.95	45.75	(1.74)	7.91
PTTEP-R	1,111,800	168,767,550	151.80	154.00	(1.43)	7.86
JMART-R	430,700	21,412,350	49.72	49.75	(0.07)	7.61
GPSC	576,500	40,719,725	70.63	71.25	(0.87)	7.60
BEM	2,030,600	17,970,810	8.85	8.90	(0.56)	7.59

	Volume (Shares)	Turnover (Bt)	Average price (Bt)	Last price 8-Aug-22	Gap between last close and short	Short sale volume comparing with main board
MEGA	77,600	3,812,000	49.12	49.25	(0.26)	7.54
BTS	1,194,500	10,272,700	8.60	8.65	(0.58)	7.50
BCP	440,100	12,743,025	28.95	29.00	(0.16)	7.41
AWC	2,907,300	14,520,767	4.99	5.05	(1.10)	7.34
EPG	257,100	2,452,825	9.54	9.65	(1.14)	7.28
BBL	534,300	71,664,900	134.13	135.50	(1.01)	7.26
RATCH-R	397,900	15,354,600	38.59	39.00	(1.05)	7.16
BGRIM	934,500	35,848,400	38.36	39.25	(2.26)	7.12
BPP	77,500	1,173,910	15.15	15.30	(1.00)	7.00
BANPU-R	10,787,100	134,843,290	12.50	12.60	(0.79)	6.99
BAM	717,500	12,275,040	17.11	17.30	(1.11)	6.95
BH	263,200	47,450,400	180.28	180.00	0.16	6.89
TTA-R	900,700	7,814,430	8.68	8.70	(0.28)	6.86
SCB-R	1,376,800	143,811,950	104.45	107.00	(2.38)	6.84
ASP	154,200	466,732	3.03	3.02	0.23	6.84
INTUCH-R	215,300	15,567,750	72.31	73.75	(1.96)	6.84
HMPRO-R	1,945,100	26,258,850	13.50	13.70	(1.46)	6.84
AOT	1,249,000	89,603,850	71.74	72.00	(0.36)	6.82
AOT-R	1,245,400	89,180,325	71.61	72.00	(0.54)	6.80
ORI-R	172,300	1,705,770	9.90	9.90	0.00	6.78
BCPG	358,800	3,775,660	10.52	10.60	(0.73)	6.77
JAS-R	2,280,600	5,872,630	2.58	2.58	(0.19)	6.69
CPALL	1,914,100	114,666,475	59.91	60.75	(1.39)	6.67
AMATA-R	393,300	7,479,280	19.02	19.20	(0.95)	6.65
ORI	168,900	1,677,940	9.93	9.90	0.35	6.64
DOHOME-R	582,000	8,638,740	14.84	15.00	(1.05)	6.61
CPN	497,200	32,322,425	65.01	66.00	(1.50)	6.60
TISCO	253,400	22,681,650	89.51	89.25	0.29	6.60
WHAUP-R	80,300	298,340	3.72	3.72	(0.13)	6.59
CPALL-R	1,881,800	112,392,000	59.73	60.75	(1.69)	6.56
THANI-R	717,000	3,003,736	4.19	4.24	(1.20)	6.46
BEC	315,600	3,830,360	12.14	12.20	(0.52)	6.30
BAFS	18,800	521,700	27.75	27.75	0.00	6.23
SGP-R	25,000	282,500	11.30	11.30	0.00	6.19
CHG	3,852,700	14,630,618	3.80	3.76	1.00	6.15
KTB	2,252,500	35,875,050	15.93	16.10	(1.08)	6.07
BDMS-R	4,518,600	120,346,375	26.63	26.50	0.50	6.06
ADVANC-R	277,500	55,997,500	201.79	203.00	(0.59)	6.06
DELTA-R	311,700	162,702,600	521.98	506.00	3.16	6.02
AP	674,900	6,943,770	10.29	10.30	(0.11)	5.94
IRPC	4,350,900	14,616,456	3.36	3.40	(1.19)	5.89
EASTW-R	27,700	177,715	6.42	6.50	(1.30)	5.88
TPIPP-R	224,700	822,360	3.66	3.66	(0.01)	5.87
PRM	91,200	505,250	5.54	5.55	(0.18)	5.86
MINT-R	742,900	24,872,150	33.48	34.00	(1.53)	5.80
HUMAN	110,800	1,372,930	12.39	12.40	(0.07)	5.70
ASIAN	120,300	1,980,930	16.47	16.60	(0.80)	5.62
CHG-R	3,504,900	13,265,524	3.78	3.76	0.66	5.59
CBG	131,100	14,717,350	112.26	113.00	(0.65)	5.59
KCE	748,900	47,956,450	64.04	64.00	0.06	5.55
SIRI-R	3,453,300	3,418,767	0.99	1.00	(1.00)	5.52
JAS	1,876,600	4,881,312	2.60	2.58	0.82	5.50
TQM-R	123,200	5,890,500	47.81	48.00	(0.39)	5.48
NER	259,000	1,541,050	5.95	5.95	0.00	5.43
GULF-R	1,149,100	56,258,775	48.96	49.75	(1.59)	5.35
WORK	24,200	459,800	19.00	19.20	(1.04)	5.31
CRC-R	373,600	14,144,975	37.86	38.50	(1.66)	5.27
KTB-R	1,953,600	31,193,460	15.97	16.10	(0.83)	5.27
CENDEL	133,500	5,484,300	41.08	41.00	0.20	5.23
STEC-R	341,000	4,228,400	12.40	12.20	1.64	5.20
GULF	1,116,200	54,583,475	48.90	49.75	(1.71)	5.19
KTC-R	245,800	14,277,925	58.09	58.75	(1.13)	5.14
LH-R	1,237,100	10,683,650	8.64	8.70	(0.74)	5.12
BANPU	7,895,300	98,781,300	12.51	12.60	(0.70)	5.12
BAM-R	522,900	8,925,990	17.07	17.30	(1.33)	5.06
IVL	1,869,000	79,324,875	42.44	42.75	(0.72)	5.05
WHAUP	59,900	222,828	3.72	3.72	0.00	4.91
JMT	253,700	19,823,975	78.14	78.50	(0.46)	4.90
AAV	342,200	951,062	2.78	2.76	0.70	4.86
MAJOR	106,200	2,157,190	20.31	20.30	0.06	4.75
STA	137,200	2,999,150	21.86	21.90	(0.18)	4.61
KBANK-R	996,600	147,347,700	147.85	149.50	(1.10)	4.58
IVL-R	1,692,200	71,497,600	42.25	42.75	(1.17)	4.57
BJC	73,200	2,427,200	33.16	33.75	(1.75)	4.56
DDD	3,800	53,770	14.15	14.10	0.35	4.50
MBK	196,400	3,181,680	16.20	16.50	(1.82)	4.46
HANA	351,000	16,045,950	45.71	46.00	(0.62)	4.46
PTL	7,500	171,250	22.83	23.00	(0.72)	4.37
SPRC-R	1,331,400	13,988,600	10.51	10.80	(2.72)	4.37
PSL	1,295,100	22,298,400	17.22	16.80	2.49	4.37
STPI	21,800	81,750	3.75	3.78	(0.79)	4.32
CPN-R	324,800	21,065,100	64.86	66.00	(1.73)	4.31
TCAP-R	160,700	6,267,300	39.00	39.00	0.00	4.25

Source: SET, SCBS Investment Research

Director trade

1. Director trade as reported on August 8, 2022.

Company	Name of Director	Product	Transaction date	Amount (Shares)	Average Price (Bt)	Amount (Bt)	Buy/Sell
EA	Mr. SOMPHOTE AHUNAI	Common Share	03-08-22	451,703,000	82.82	37,410,042,460	Sale
EA	Mr. SOMPHOTE AHUNAI	Common Share	03-08-22	451,703,000	82.82	37,410,042,460	Purchase
EA	Mr. SOMPHOTE AHUNAI	Common Share	03-08-22	484,527,000	82.82	40,128,526,140	Sale
EA	Mr. SOMPHOTE AHUNAI	Common Share	03-08-22	484,527,000	82.82	40,128,526,140	Purchase
EA	Mr. SOMPHOTE AHUNAI	Common Share	04-08-22	484,527,000	82.82	40,128,526,140	Sale
EA	Mr. SOMPHOTE AHUNAI	Common Share	04-08-22	484,527,000	82.82	40,128,526,140	Purchase
EA	Mr. SOMPHOTE AHUNAI	Common Share	04-08-22	451,703,000	82.82	37,410,042,460	Sale
EA	Mr. SOMPHOTE AHUNAI	Common Share	04-08-22	451,703,000	82.82	37,410,042,460	Purchase
EA	Mr. SOMPHOTE AHUNAI	Common Share	05-08-22	936,230,000	82.82	77,538,568,600	Sale
EA	Mr. SOMPHOTE AHUNAI	Common Share	05-08-22	936,230,000	82.82	77,538,568,600	Purchase
HFT	Mr. Ming shan Yen	Common Share	04-08-22	20,000	6.50	130,000	Purchase
HFT	Mr. Ming shan Yen	Common Share	02-08-22	5,000	6.55	32,750	Purchase
HFT	Mr. Ming shan Yen	Common Share	03-08-22	5,000	6.55	32,750	Purchase
PRIN	Mr. PRINYA KOVITCHINDACHAI	Common Share	03-08-22	83,200	2.90	241,280	Purchase
PRIN	Mr. PRINYA KOVITCHINDACHAI	Common Share	04-08-22	102,900	2.90	298,410	Purchase
SABUY	Miss TASWAN BOONANAN	Common Share	04-08-22	10,000	18.30	183,000	Sale
					Total	Purchase	232,616,440,990
						Sale	232,615,888,800
						Net	<u>552,190</u>

Corporate calendar

August				
Monday	Tuesday	Wednesday	Thursday	Friday
8	9	10	11	12
New warrant LEO-W1 XD BMSCITH Bt0.3 SCGP Bt0.25 Share listing BTS 16 Shares GCAP 3,058,103 Shares IRCP 13,201,320 Shares JCKH 44,247,787 Shares SC 258,133 Shares SENAJ 7 Shares	Last trading day PAE BTS-W6 Share listing GCAP 3,115,264 Shares POLAR 7,648,689,221 Shares	XD RAM Bt0.25 SCC Bt6 XE BTS-W6 1 : 1 @Bt9.9 PD LHK Bt0.45 Delisted PAE	XD IDIV Bt0.2	H.M. Queen Sirikit The Queen Mother's Birthday Mother's Day
15	16	17	18	19
XD INETREIT Bt0.228 PTTEP Bt4.25 PD DTAC Bt0.85	XD CPNCG Bt0.235 DIF Bt0.26 FTREIT Bt0.175 POPF Bt0.2544 PPF Bt0.17 SIRIP Bt0.05 TFM Bt0.05 PD 3K-BAT Bt0.06 LPF Bt0.2042	XD CPNREIT Bt0.28 LPN Bt0.1 TPRIME Bt0.113 XE VGI-W2 1 : 1.056 @Bt9.467	XD BOL Bt0.13 INSET Bt0.04 RCL Bt1.75 SNC Bt0.65 XW BR 2 : 1 PD TR Bt0.56	XD THREL Bt0.08 VNG Bt0.1 PD EPG Bt0.19 TSTH Bt0.05 VGI Bt0.02
22	23	24	25	26
PD BLAND Bt0.03 KYE Bt8.55 TMW Bt0.9 TTT Bt0.5	XW JP 2 : 1 PD BTS Bt0.16	XW MBAX 3 : 1 PD BMSCITH Bt0.3 SCGP Bt0.25	PD BCT Bt1.65 PTL Bt0.34	PD PTTEP Bt4.25 RAM Bt0.25 SCC Bt6
29	30	31		
		PD TFM Bt0.05		

XD - Cash Dividend
XD(ST) - Stock Dividend

PD - Payment Date
XR - Rights for Common

XW - Rights for Warrant
XT - Rights for Transferable Subscription Right

XE - Warrant Exercise
CW - Capital write-down

SP - Suspension

Disclaimer

The information in this report has been obtained from sources believed to be reliable. However, its accuracy or completeness is not guaranteed. Any opinions expressed herein reflect our judgment at this date and are subject to change without notice. This report is for information only. It is not to be construed as an offer, or solicitation of an offer to sell or buy any securities. We accept no liability for any loss arising from the use of this document. We or our associates may have an interest in the companies mentioned therein.

SCB Securities Company Limited ("SCBS") is a wholly-owned subsidiary of The Siam Commercial Bank Public Company Limited ("SCB"). Any information related to SCB is for sector comparison purposes.

This document is prepared by SCB Securities Company Limited ("SCBS") which is wholly-owned by the Siam Commercial Bank Public Company Limited ("SCB"). SCB acts as financial advisor of the SCG Chemicals Public Company Limited (SCGC). Any opinions, news, research, analyses, prices, statements, forecasts, projections and/or other information contained in this document (the "Information") is provided as general information purposes only and shall not be construed as individualized recommendation of an offer to buy or sell or the solicitation of an offer to buy or sell any securities. SCBS and/or its directors, officers and employees shall not be liable for any direct, indirect, incidental, special or consequential loss or damage, resulting from the use of or reliance on the Information, including without limitation to, damages for loss of profits. The investors shall use the Information in association with other information and opinion, including their own judgment in making investment decision. The Information is obtained from sources believed to be reliable, and SCBS cannot guarantee the accuracy, completeness and/or correctness of the Information.

This document is prepared by SCB Securities Company Limited ("SCBS") which is wholly-owned by The Siam Commercial Bank Public Company Limited ("SCB"). SCB may be appointed to act as financial advisor in relation to transactions to be carried out by Thai Oil Company Limited. Any opinions, news, research, analyses, prices, statements, forecasts, projections and/or other information contained in this document (the "Information") is provided as general information purposes only and shall not be construed as individualized recommendation of an offer to buy or sell or the solicitation of an offer to buy or sell any securities. SCBS and/or its directors, officers and employees shall not be liable for any direct, indirect, incidental, special or consequential loss or damage, resulting from the use of or reliance on the Information, including without limitation to, damages for loss of profits. The investors shall use the Information in association with other information and opinion, including their own judgment in making investment decision. The Information is obtained from sources believed to be reliable, and SCBS cannot guarantee the accuracy, completeness and/or correctness of the Information.

This document is prepared by SCB Securities Company Limited ("SCBS") which is wholly-owned by The Siam Commercial Bank Public Company Limited ("SCB"). SCB has acted as Financial Advisor, Lead Arranger of Global Power Synergy Public Company Limited. Any opinions, news, research, analyses, prices, statements, forecasts, projections and/or other information contained in this document (the "Information") is provided as general information purposes only, and shall not be construed as individualized recommendation of an offer to buy or sell or the solicitation of an offer to buy or sell any securities. SCBS and/or its directors, officers and employees shall not be liable for any direct, indirect, incidental, special or consequential loss or damage, resulting from the use of or reliance on the Information, including without limitation to, damages for loss of profits. The investors shall use the Information in association with other information and opinion, including their own judgment in making investment decision. The Information is obtained from sources believed to be reliable, and SCBS cannot guarantee the accuracy, completeness and/or correctness of the Information.

This document is prepared by SCB Securities Company Limited ("SCBS") which is wholly-owned by The Siam Commercial Bank Public Company Limited ("SCB"). SCB Asset Management Company Limited ("SCBAM") which is wholly-owned by The Siam Commercial Bank Public Company Limited ("SCB"). SCB has acted as Financial Advisor of Digital Telecommunications Infrastructure Fund. SCBAM has acted as Fund Manager of Digital Telecommunications Infrastructure Fund. Any opinions, news, research, analyses, prices, statements, forecasts, projections and/or other information contained in this document (the "Information") is provided as general information purposes only, and shall not be construed as individualized recommendation of an offer to buy or sell or the solicitation of an offer to buy or sell any securities. SCBS and/or its directors, officers and employees shall not be liable for any direct, indirect, incidental, special or consequential loss or damage, resulting from the use of or reliance on the Information, including without limitation to, damages for loss of profits. The investors shall use the Information in association with other information and opinion, including their own judgment in making investment decision. The Information is obtained from sources believed to be reliable, and SCBS cannot guarantee the accuracy, completeness and/or correctness of the Information.

SCBS reserves the right to modify the Information from time to time without notice and in its sole discretion. This document is delivered to intended recipient(s) only and is not permitted to reproduce, retransmit, disseminate, sell, distribute, republish, circulate or commercially exploit the Information in any manner without the prior written consent of SCBS.

Futures and Options trading carry a high level of risk with the potential for substantial losses, and are not suitable for all persons. Before deciding to trade Futures and Options, you should carefully consider your financial position, investment objectives, level of experience, and risk appetite if Futures and Options trading are appropriate. The possibility exists that you could sustain a loss of some or all of your initial investment. You should be aware of all the risks associated with Futures and Options trading, and you are advised to rely on your own judgment while making investment decision and/or should seek advice from professional investment advisor if you have any doubts.

This document is delivered to intended recipient(s) only and is not permitted to reproduce, retransmit, disseminate, sell, distribute, republish, circulate or commercially exploit the Information in any manner without the prior written consent of SCBS.

Copyright©2012 SCB Securities Company Limited. All rights reserved.

CG Rating 2021 Companies with CG Rating

Companies with Excellent CG Scoring

AAV, ADVANC, AF, AH, AIRA, AKP, AKR, ALT, AMA, AMATA, AMATAV, ANAN, AOT, AP, ARIP, ARROW, ASP, AUCTION, AWC, AYUD, BAFS, BANPU, BAY, BBL, BCP, BCPG, BDMS, BEM, BGC, BGRIM, BIZ, BKI, BOL, BPP, BRR, BTS, BTW, BWG, CENTEL, CFRESH, CHEWA, CHO, CIMBT, CK, CKP, CM, CNT, COM7, COMAN, COTTO, CPALL, CPF, CPI, CPN, CRC, CSS, DDD, DELTA, DEMCO, DRT, DTAC, DUSIT, EA, EASTW, ECF, ECL, EE, EGCO, EPG, ETC, FPI, FPT, FSMART, GBX, GC, GCAP, GFPT, GGC*, GLAND, GLOBAL, GPI, GPSC, GRAMMY, GULF, GUNKUL, HANA, HARN, HMPRO, ICC, ICHI, III, ILINK, ILM, INTUCH, IP, IRPC, ITEL, IVL, JSP, JWD, K, KBANK, KCE, KKP, KSL, KTB, KTC, LALIN, LANNA, LH, LHFG, LIT, LPN, MACO, MAJOR, MAKRO, MALEE, MBK, MBKET, MC, MCOT, METCO, MFEC, MINT, MONO, MOONG, MSC, MTC, MVP, NCL, NEP, NER, NKI, NOBLE, NSI, NVD, NWR, NYT, OISHI, OR, ORI, OSP, OTO, PACE, PACO, PAF, PCSGH, PDG, PDJ, PG, PHOL*, PLANB, PLANET, PLAT, PORT, PPS, PR9, PREB, PRG, PRM, PROUD, PSH, SLP, PTG, PTT, PTTEP, PTTGC, PYLON, Q-CON, QH, QTC, RATCH, RS, S, S & J, SAAM, SABINA, SAMART, SAMTEL, SAT, SC, SCB, SCC, SCCC, SCG, SCGP, SCM, SDC, SEAFCO, SEAOL, SE-ED, SELIC, SENA, SHR, SIRI, SIS, SITHAI, SMK, SMP, SNC, SONIC, SPALI, SPI, SPRC, SPVI, SSSC, SST, STA, STEC*, STI, SUN, SUSCO, SUTHA, SVI*, SYMC, SYNTEC, TACC, TASC, TCAP, TEAMG, TFMAMA, TGH, THANA, THANI, THCOM, THG, THIP, THRE, THREL, TIP*, TIPCO, TISCO, TK, TKT, TMT, TNDT, TNITY, TOA, TOP, TPBI, TQM, TRC, TRU, TRUE, TSC, TSR, TSTE, TSTH, TTA, TTB, TTCL, TTW, TU, TVD, TVI, TVO, TWPC, U, UAC, UBIS, UV, VGI, VIH, WACOAL, WAVE, WHA, WHAUP, WICE, WINNER, ZEN

Companies with Very Good CG Scoring

2S, 7UP, ABICO, ABM, ACE, ACG, ADB, AEONTS, AGE, AHC, AIT, ALL, ALLA, ALUCON, AMANAH, AMARIN, APCO, APCS, APURE, AQUA, ASEFA, ASIAN, ASK, ATP30, BA, BC, BEC, BFIT, BJCHI, BR, CBG, CGH, CHAYO, CHOTI, CI, CMC, CPL, CRD, CSP, DCC, ASAP, ASIA, ASIMAR, ASN, B, BAM, BCH, BEYOND, BJC, BLA, BROOK, CEN, CHARAN, CHG, CHOW, CIG, COLOR, CPW, CSC, CWT, DCON, DHOUSE, DOD, DOHOME, DV8, EASON, EFORL, ERW, ESSO, ESTAR, ETE, FE, FLOYD, FN, FNS, FORTH, FSS, FTE, FVC, GEL, GENCO, GJS, GYT, HEMP, HPT, HTC, HYDRO, ICN, IFS, IMH, IND, INET, INSURE, IRC, IRCP, IT, ITD*, J, JAS, JCK, JCKH, JMART, JMT, KBS, KCAR, KEX, KGI, KIAT*, KISS, KOOL, KTIS, KUMWEL, KUN, KWC, KWM, L&E, LDC, LEO, LHK, LOXLEY, LRH, LST, M, MATCH, MBAX, MEGA, META, MFC*, MGT, MICRO, MILL, MITSIB, MK, MODERN, MTI, NBC, NCAP, NCH, NETBAY, NEX, NINE, NRF, NTV, OCC, OGC, PATO, PB, PICO, PIMO, PJW, PL, PM, PMTA, PPP, PPPM, PRIME, PRIN, PRINC, PSTC, PT, QLT, RBF, RCL, RICHY, RML, ROJNA, RPC, RT, RWI, S11, SA, SAK, SALEE, SAMCO, SANKO, SAPPE, SAWAD, SCI, SCN, SCP, SE, SFLEX, SFP, SFT, SGF, SIAM, SINGER, SKE, SKN, SKR, SKY, SLP, SMT, SNP, SO, SORKON, SPA, SPC, SPCG, SR, SRICHA, SSC, SSF, STANLY, STGT, STOWER*, STPI, SUC, SWC, SYNEX, T, TAE, TAKUNI, TBSP, TCC, TCMC, TEAM, TFG, TFI, TIGER, TITLE, TKN, TKS, TM, TMC, TMD, TMI, TMILL, TNL, TNP, TOG, TPA, TPAC, TPCS, TPS, TRITN, TRT, TSE, TVT, TWP, UEC, UMI, UOBKH, UP, UPF, UPOIC, UTP, VCOM, VL, VNT, VPO, VRANDA, WGE, WIJK, WP, XO, XPG, YUASA

Companies with Good CG Scoring

A, AI, AIE, AJ, AMC, APP, AQ, ARIN, AS, AU, B52, BEAUTY, BGT, BH, BIG, BLAND, BM, BROCK, BSBM, BSM, BYD*, CCP, CITY, CMO, CPT, CSR, EKH, EP, FMT, GLOCON*, GSC, HTECH, IHL, INGRS, JAK, JTS, KASET, KK, KWG, LEE, BTNC, CAZ, CGD, CMAN, CMR, CRANE, D, EMC, F&D, GIFT, GREEN, GTB, HUMAN, IIG, INOX, JR, JUBILE, KCM, KKC, KYE, LPH, MATI, M-CHAI, MCS, MDX, MJD, MORE, MUD, NC, NDR, NFC, NNCL, NOVA, NPK, NUSA, OCEAN, PAF, PF, PK, PLE, PPM, PRAKIT, PRAPAT, PRECHA, PTL, RCI*, RJH, RP, RPH, RSP, SABUY, SF, SGP, SICT, SIMAT, SISB, SK, SMART, SOLAR, SPACK, SPG, SQ, SSP, STARK, STC, SUPER, SVOA, TC, TCCC, THMUI, TNH, TNR, TOPP, TPCH, TPIPL, TPIPP, TPLAS, TPOLY, TQR, TTI, TYCN, UKEM, UMS, UNIQ, UPA, UREKA, VIBHA, W, WIN, WORK, WPH, YGG, ZIGA

Corporate Governance Report

The material contained in this publication is for general information only and is not intended as advice on any of the matters discussed herein. Readers and others should perform their own independent analysis as to the accuracy or completeness or legality of such information. The Thai Institute of Directors, its officers, the authors and editor make no representation or warranty as to the accuracy, completeness or legality of any of the information contained herein. By accepting this document, each recipient agrees that the Thai Institute of Directors Association, its officers, the authors and editor shall not have any liability for any information contained in, or for any omission from, this publication.

The survey result is as of the date appearing in the Corporate Governance Report of Thai Listed Companies. As a result, the survey result may be changed after that date. SCB Securities Company Limited does not conform nor certify the accuracy of such survey result.

To recognize well performers, the list of companies attaining "Good", "Very Good" and "Excellent" levels of recognition

(Not including listed companies qualified in the "no announcement of the results" clause from 1 January 2020 to 26 October 2021) is publicized.

¹ TIP was voluntarily delisted from the Stock Exchange of Thailand effectively on July 24, 2021

² RCI was voluntarily delisted from the Stock Exchange of Thailand, effectively on July 16, 2021

* บริษัทหรือกรรมการหรือผู้บริหารของบริษัทที่มีข่าวด้านกฏการกีดกันผู้ถือหุ้น เช่น การกระทำความผิดเกี่ยวกับหลักทรัพย์ การทุจริต คอรัปชั่น เป็นต้น ซึ่งการใช้ข้อมูล CGR ควรตระหนักถึงข้อดังกล่าวประกอบด้วย

Anti-corruption Progress Indicator

Certified (ได้รับการรับรอง)

2S, 7UP, ADVANC, AF, AI, AIE, AIRA, AKP, AMA, AMANAH, AMATA, AMATAV, AP, APCS, AQUA, ARROW, AS, ASIAN, ASK, ASP, AWC, AYUD, B, BAFS, BAM, BANPU, BAY, BBL, BCH, BCP, BCPG, BE8, BEYOND, BGC, BGRIM, BKI, BLA, BPP, BROOK, BRR, BSBM, BTS, BWG, CEN, CENTEL, CFRESH, CGH, CHEWA, CHOTI, CHOW, CIG, CIMBT, CM, CMC, COM7, COTTO, CPALL, CPF, CPI, CPN, CSC, DCC, DELTA, DEMCO, DIMET, DRT, DTAC, DUSIT, EA, EASTW, ECL, EGCO, EP, EPG, ERW, ESTAR, ETE, FE, FNS, FPI, FPT, FSMART, FSS, FTE, GBX, GC, GCAP, GEL, GFPT, GGC, GJS, GPI, GPSC, GSTEEL, GULF, GUNKUL, HANA, HARN, HEMP, HENG, HMPRO, HTC, ICC, ICHI, IFS, ILINK, INET, INSURE, INTUCH, IRC, IRPC, ITEL, IVL, JKN, JR, K, KASET, KBANK, KBS, KCAR, KCE, KGI, KKP, KSL, KTB, KTC, KWI, L&E, LANNA, LH, LHFG, LHK, LPN, LRH, M, MAKRO, MALEE, MATCH, MBAX, MBK, MC, MCOT, META, MFC, MFEC, MILL, MINT, MONO, MOONG, MSC, MST, MTC, MTI, NATION, NBC, NEP, NINE, NKI, NOBLE, NOK, NSI, NWR, OCC, OGI, PAP, PATO, PB, PCSGH, PDG, PDJ, PG, PHOL, PK, PL, PLANB, PLANET, PLAT, PM, PPP, PPPM, PPS, PR9, PREB, PRG, PRINC, PRM, PROS, PSH, PSL, PSTC, PT, PTG, PTT, PTTEP, PTTGC, PYLON, Q-CON, QH, QLT, QTC, RATCH, RML, RWI, S & J, SAAM, SABINA, SAPPE, SAT, SC, SCB, SCC, SCCC, SCG, SCGP, SCM, SCN, SEAOL, SE-ED, SELIC, SENA, SGP, SINGER, SIRI, SITHAI, SKR, SMT, SMC, SMP, SNC, SNP, SORKON, SPACK, SPALI, SPC, SPI, SPRC, SRICHA, SSF, SSP, SSSC, SST, STA, STOWER, SUSCO, SVI, SYMC, SYNTEC, TAE, TAKUNI, TASC, TCAP, TCMC, TFG, TFI, TFMAMA, TGH, THANI, THCOM, THIP, THRE, THREL, TIDLOR, TIPCO, TISCO, TKS, TKT, TMILL, TMT, TNITY, TNL, TNP, TNR, TOG, TOP, TOPP, TPA, TPCS, TPP, TRU, TRUE, TSC, TSTE, TSTH, TTA, TTB, TTCL, TU, TVDH, TVI, TVO, TWPC, U, UBE, UBIS, UEC, UKEM, UOBKH, UPF, UV, VGI, VIH, WACOAL, WHA, WHAUP, WICE, WIJK, XO, YUASA, ZEN, ZIGA

Declared (ประกาศเจตนาสมัคร)

AH, AJ, ALT, APCO, B52, BEC, CHG, CI, CPL, CPR, CPW, CRC, DDD, DHOUSE, DOHOME, ECF, EKH, ETC, EVER, FLOYD, GLOBAL, III, ILM, INOX, JTS, KEX, KUMWEL, LDC, MAJOR, MEGA, NCAP, NOVA, NRF, NUSA, NYT, OR, PIMO, PLE, RS, SAK, SIS, STECH, STGT, SUPER, SVT, TKN, TMI, TQM, TSI, VARO, VCOM, VIBHA, WIN

N/A

3K-BAT, A, A5, AAV, ABICO, ABM, ACAP, ACC, ACE, ACG, ADB, ADD, AEONTS, AFC, AGE, AHC, AIT, AJA, AKR, ALL, ALLA, ALPHAX, ALUCON, AMARIN, AMC, AMR, ANAN, AOT, APEX, APP, APURE, AQ, ARIN, ARIP, ASAP, ASEFA, ASIA, ASIMAR, ASN, ASW, ATP30, AU, AUCTION, BA, BBGI, BBIK, BC, BCT, BDMS, BEAUTY, BEM, BFIT, BGT, BH, BIG, BIOTEK, BIS, BIZ, BJC, BJCHI, BKD, BLAND, BLESS, BLISS, BM, BOL, BR, BRI, BROCK, BSM, BTNC, BTW, BUI, BYD, CAZ, CBG, CCET, CCP, CEYE, CGD, CHARAN, CHAYO, CHIC, CHO, CITY, CIVIL, CK, CKP, CMAN, CMO, CMR, CNT, COLOR, COMAN, CPANEL, CPH, CPT, CRANE, CRD, CSP, CSR, CSS, CTW, CV, CWT, D, DCON, DITTO, DMT, DOD, DPAINT, DTIC, DV8, EASON, EE, EFORL, EMC, ESSO, F&D, FANCY, FMT, FN, FORTH, FTI, FVC, GENCO, GIFT, GL, GLAND, GLOCON, GLORY, GRAMMY, GRAND, GREEN, GSC, GTB, GYT, HFT, HL, HPT, HTECH, HUMAN, HYDRO, ICN, IFEC, IHL, IIG, IMH, IND, INGRS, INSET, IP, IRCP, IT, ITD, J, JAK, JAS, JCK, JCKH, JCT, JDF, JMART, JMT, JP, JUBILE, JWD, KAMART, KC, KCC, KCM, KDH, KIAT, KISS, KK, KKC, KOOL, KTIS, KUN, KWC, KWM, KYE, LALIN, LEE, LEO, LIT, LOXLEY, LPH, LST, MACO, MANRIN, MATI, MAX, M-CHAI, MCS, MDX, MENA, METCO, MGT, MICRO, MIDA, MITSIB, MJD, MK, ML, MODERN, MORE, MPIC, MUD, MVP, NC, NCH, NCL, NDR, NER, NETBAY, NEW, NEWS, NEX, NFC, NNCL, NPK, NSL, NTV, NV, NVD, OHTL, OISHI, ONEE, OSP, OTO, PACE, PACO, PAF, PEACE, PERM, PF, PICO, PIN, PJW, PLUS, PMTA, POLAR, POMUI, PORT, POST, PPM, PRAKIT, PRAPAT, PRECHA, PRIME, PRIN, PRO, PROEN, PROUD, PSG, PTC, PTECH, PTL, RAM, RBF, RCL, RICHY, RJH, ROCK, ROH, ROJNA, RP, RPC, RPH, RSP, RT, S, S11, SA, SABUY, SAFARI, SALEE, SAM, SAMART, SAMCO, SAMTEL, SANKO, SAUCE, SAWAD, SAWANG, SCI, SCP, SDC, SE, SEAFCO, SECURE, SENAJ, SFLEX, SFP, SFT, SGF, SHANG, SHR, SIAM, SICT, SIMAT, SISB, SK, SKE, SKN, SKY, SLM, SLP, SMART, SMD, SMT, SNNP, SO, SOLAR, SONIC, SPA, SPCG, SPG, SPVI, SQ, SR, SSC, SSS, STANLY, STARK, STC, STEC, STHAI, STI, STP, STPI, SUN, SUN, SUTHA, SVH, SVOA, SWC, SYNEX, TACC, TAPAC, TC, TCC, TCCC, TCJ, TCOAT, TEAM, TEAMG, TEKA, TFM, TGPRO, TH, THAI, THANA, THE, THG, THL, THMUI, TIGER, TIPH, TITLE, TK, TKC, TLI, TM, TMC, TMD, TNDT, TNH, TNPC, TOA, TPAC, TPBI, TPCH, TPIPL, TPIPP, TPLAS, TPOLY, TPS, TQR, TR, TRC, TRITN, TRT, TRUBB, TRV, TSE, TSF, TSR, TTI, TTT, TTW, TVT, TWP, TWZ, TYCN, UAC, UMI, UMS, UNIQ, UP, UPA, UPOIC, UREKA, UTP, UVAN, VL, VNG, VPO, VRANDA, W, WAVE, WFX, WGE, WINMED, WINNER, WORK, WORLD, WP, WPH, XPG, YGG, YONG

Explanations

Companies participating in Thailand's Private Sector Collective Action Coalition Against Corruption programme (Thai CAC) under Thai Institute of Directors (as of May 9, 2022) are categorised into: companies that have declared their intention to join CAC, and companies certified by CAC.