



Market today

“Supported by US inflation slowdown. Be cautious of profit-taking.”

In the short term the SET is expected to zig-zag up and has resistances at 1,630 and 1,643 on support from a slowdown in US inflation. However, be careful of profit-taking after a steady rise in the market, as technical signals are now hot and make lead the market to pause for a breather. Lower bound of the market is at support of 1,606; if it goes lower, it would be a negative signal. Next support is 1,593.



Today's highlights

- US consumer survey reduced one-year forward inflation forecast to 5%, a six-month low; investors are following the meeting in Jackson Hole on August 25-27, expecting the Fed president to signal interest rate direction.
- Germany's Rhine River is getting shallow, forcing ships to reduce freight weight, affecting two coal power plants in Germany and in Switzerland.
- Anonymous hackers appear to be carrying on a cyber war aimed at the Russian economy and infrastructure.
- The FTI worries raising interest rate will affect construction, property, renewable energy and petroleum industries, suggests government aid SMEs.
- The NBTC put off a decision on the TRUE-DTAC deal for 30 days and sent a report opposing the deal to the prime minister, saying the deal could lead the new entity to dominate the market and service fees could rise by 200%.
- Today the NESDC reports 2Q22 GDP, expecting 2.1%YoY; the prime minister will meet with the EEC committee to track progress of investment projects.



Strategy today

Market risk level has begun to reduce after US inflation showed signs of a slowdown that is likely to lead the Fed to put off raising interest rate by +75bps the rest of this year, and is positive sentiment for investment. However, the risk from the prolonged Russia-Ukraine war and recession in Europe warrants continued caution. We recommend “selective buy” in good quality assets with specific positive drivers.

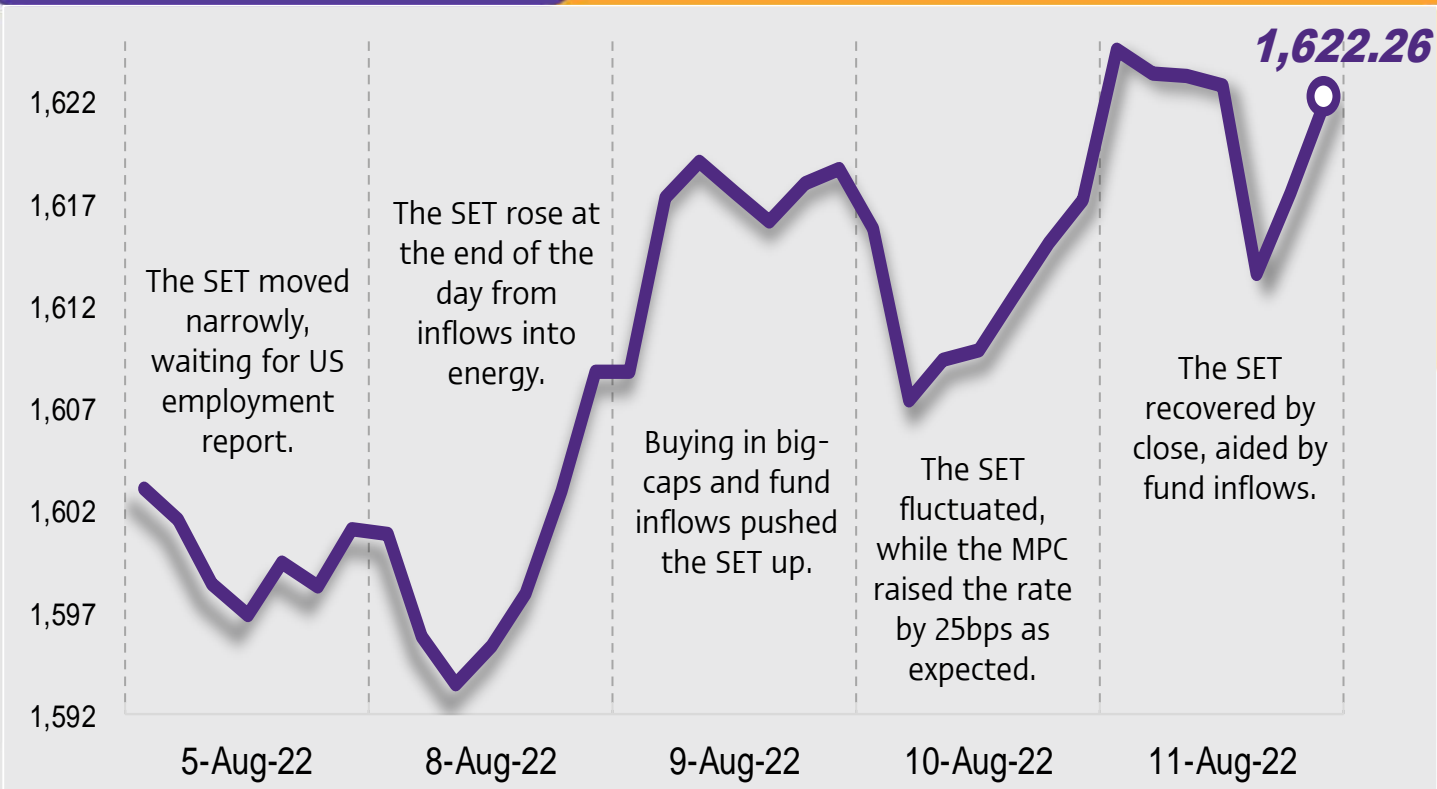
See the end of this report for disclaimer

Daily report

Monday, August 15, 2022

Support - Resistances

1606/1593 – 1630/1643



Trading today

Weekly portfolio: Although a slowing in inflation has reduced market risk, cautious is still needed as a recession could still be around the corner. We recommend to invest in a good quality stocks with specific positive drivers:

- 1) Big-capital stocks that are likely to benefit from fund inflow and whose valuations are not high – KBANK and BDMS;
- 2) Stocks that benefit from the return of tourists and good growth momentum both YoY and QoQ – ERW, MINT, CRC and AOT;
- 3) Stocks whose 2H22 operations are likely to do well and will pay an interim dividend payment between Aug–Sept – PTT, BCP, LH and SPALI.

In the short term we recommend to avoid or be cautious of investing in stocks that have negative factors pressuring earnings reports and stock prices:

- 1) Stocks that are affected by negative sentiment on a lower forecast for target vehicle exports due to chip shortage – NYT, SAT, AH and STANLY;
- 2) Stocks in the Electronics sector as prices have already surged to high levels and recent guidance by a leading global technology stock is not bright with anticipation of a slowing in orders – DELTA and KCE.



Daily focus

AMATA: 2Q22 net profit was Bt649mn, growing 162%YoY and 17%QoQ from an increase of revenue and booking profit from sale of a factory in Vietnam. In 2H22 we expect the country's full reopening and return of investment expansion to support sales and land transfers.

OR: 2Q22 net profit was Bt6.5bn, growing 104%YoY and 71%QoQ from higher gross margin for the oil business and booking FX gain. 1H22 net profit accounts for 95% of consensus full-year forecast. We expect a significant raise in profit forecast, which will push share price up.



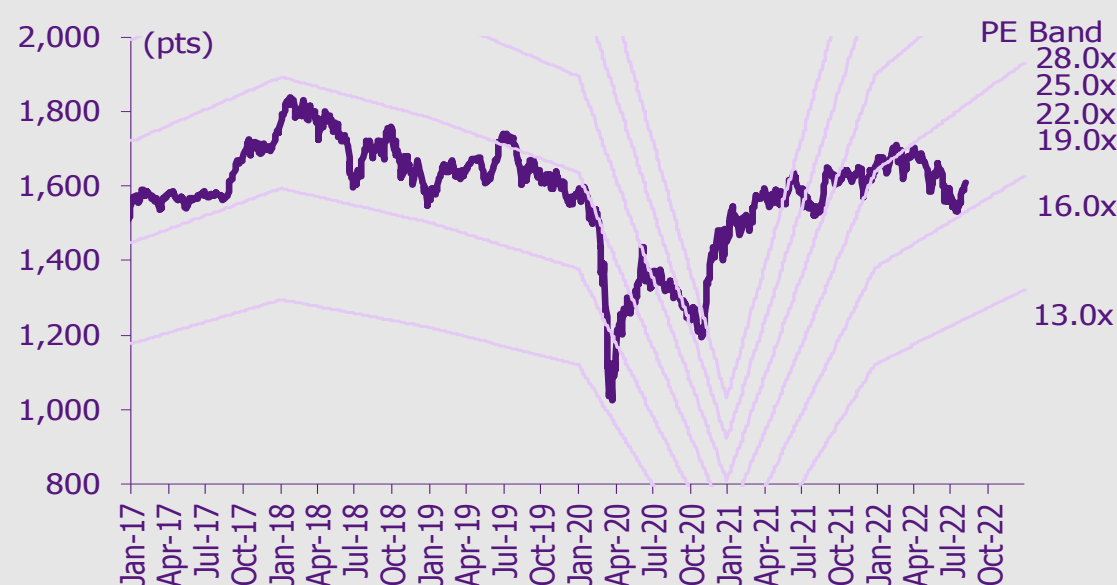
Today's reports

- AOT** – 3QFY22: In line with SCBS, below consensus
- AWC** – 2Q22: Profit on extra item, lower core loss
- BCP** – 2Q22: Profit rose to the record
- BDMS** – 2Q22: Beat estimates
- BEM** – 2Q22: Within expectations
- BGRIM** – 2Q22: High gas cost continued to hit profit
- BH** – 2Q22: Record high. Beat estimates
- DIF** – 2Q22: Results on track
- EPG** – 1QFY23: Missed on weak auto, high SG&A
- GFPT** – 2Q22: In line with market but above SCBS
- GULF** – 2Q22: Core profit remained solid
- MINT** – 2Q22: Net profit beat but core profit in line
- OSP** – 2Q22: Misses estimates
- PSH** – 2Q22 was weak
- PTT** – 2Q22: strong net profit growth reported
- QH** – 2Q22: As expected by the market
- SPRC** – 2Q22: stronger profit QoQ on high GRM
- TCAP** – 2Q22: Beat on one-off gains
- THANI** – 2Q22: Slight beat on provisioning
- THRE** – 2Q22: The last red bottom line
- ZEN** – 2Q22: Beat estimates on high revenue

What to watch

Date	Event
15 Aug	Economic release: JP – Revised industrial production for Jun
16 Aug	Economic release: EU – Trade balance for Jun, US – Industrial production for Jul
17 Aug	Economic release: JP – Trade balance for Jul, EU – Flash GDP for 2Q22, US – Retail sales for Jul, crude oil inventories
18 Aug	Economic release: EU – Final CPI for Jul, US – Unemployment claims
19 Aug	Economic release: JP – National core CPI for Jul Event: Announcement date of Sep 2022 FTSE Global Index Series inclusion/exclusion levels

SET Index movement



See the end of this report for disclaimer

SET index series

Index	11 Aug (pts)	Chg (pts)	Chg (%)	Value (Btmn)
SET	1,622.26	5.05	0.31	78,265.71
SET50	985.62	2.50	0.25	49,901.43
SET100	2,226.36	5.16	0.23	60,169.32
sSET	1,044.94	0.35	0.03	3,380.79
SETCLMV	1,016.20	2.62	0.26	31,195.92
SETHD	1,172.71	4.92	0.42	13,923.47
SETTHSI	1,026.97	2.23	0.22	45,184.78
SETWB	999.66	8.40	0.85	18,809.29
mai	610.95	(5.69)	(0.92)	6,164.86

Trading summary by investor type

(Btmn)	11 Aug	WTD	MTD	YTD
Foreign				
Net	3,137	14,431	18,556	135,907
Breakdown (%)	47.36	46.90	46.94	47.13
Institution				
Net	929	(4,056)	(7,768)	(106,581)
Breakdown (%)	8.52	8.63	9.41	7.95
PropTrade				
Net	(1,596)	(1,984)	(507)	515
Breakdown (%)	10.04	9.43	8.93	8.60
Individual				
Net	(2,471)	(8,391)	(10,280)	(29,841)
Breakdown (%)	34.08	35.04	34.72	36.31

% of total trade value for each investor type

S50 futures trading by foreign investors

(Contract)	11-Aug	WTD	MTD	YTD
Foreign	14,851	38,791	90,235	95,468
Institution	1,629	3,364	7,484	12,396
Customer	(16,480)	(42,155)	(97,719)	(107,864)

Bond trading by foreign investors

(Btmn)	11-Aug	WTD	MTD	YTD
Buy	3,324	14,737	36,352	719,827
Sell	1,686	5,740	20,617	599,315
Net	1,637	8,997	15,735	120,512

Investment Strategy Department

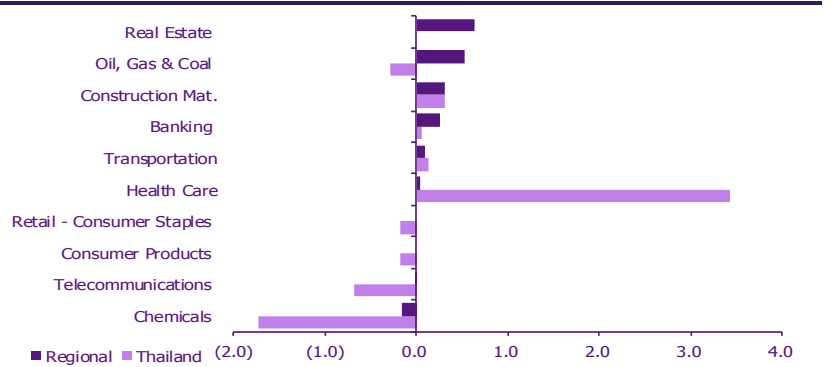
Market update

Global market movement

	12-Aug	Index	Chg (pts)	Performance (%)				PE (x)		EPS gth (%)		PBV (x)		ROE (%)	
				1D	WTD	MTD	YTD	22F	23F	22F	23F	22F	23F	22F	23F
S&P 500		4,280	72.88	1.7	3.3	3.6	(10.2)	18.9	17.5	17.3	7.7	4.0	3.6	22.4	22.6
Euro Stoxx 600		441	0.71	0.2	1.2	0.6	(9.6)	12.4	12.0	27.5	3.2	1.7	1.6	12.4	12.0
Japan		28,547	727.65	2.6	1.3	2.7	(0.9)	16.1	15.0	1.2	7.1	1.7	1.5	9.9	10.0
Hang Seng		20,176	93.19	0.5	(0.1)	0.1	(13.8)	10.3	9.1	(25.3)	13.3	1.1	1.0	11.4	11.2
MSCI Asia x J		652	1.83	0.3	0.6	1.5	(17.4)	12.7	11.7	0.2	9.3	1.5	1.4	11.7	11.5
Philippines		6,700	18.98	0.3	4.6	6.1	(5.9)	16.1	13.5	22.3	19.4	1.6	1.5	8.6	9.7
Indonesia		7,129	(31.11)	(0.4)	0.6	2.6	8.3	16.7	15.5	40.1	7.3	2.1	1.9	(7.1)	(6.7)
Malaysia		1,506	0.63	0.0	0.3	0.9	(3.9)	14.5	13.9	(0.8)	4.3	1.5	1.4	10.2	11.3
Thailand		1,622	0.00	0.0	1.3	2.9	(2.1)	15.9	14.8	18.2	7.2	1.6	1.6	8.4	9.0
Asean 4 - simple avg.				(0.0)	1.7	3.1	(0.9)	15.8	14.4	20.0	9.6	1.7	1.6	5.0	5.8
China		3,277	(4.78)	(0.1)	1.5	0.7	(10.0)	11.3	9.9	18.1	13.7	1.3	1.2	11.1	10.9
India		59,463	130.18	0.2	1.8	3.3	2.1	21.8	18.8	17.1	16.2	3.2	3.0	15.2	15.4
Singapore		3,269	(32.69)	(1.0)	(0.4)	1.8	4.7	12.6	11.1	12.7	13.9	1.1	1.0	9.1	9.9
Taiwan		15,289	91.12	0.6	1.7	1.9	(16.1)	10.6	11.1	9.5	(4.8)	1.9	1.8	21.5	18.4
Korea		2,528	4.16	0.2	1.5	3.1	(15.1)	10.4	9.7	1.3	6.9	1.0	0.9	7.3	11.1
Others				(0.0)	1.2	2.2	(6.9)	13.3	12.1	11.7	9.2	1.7	1.6	12.8	13.1

Regional sector movement

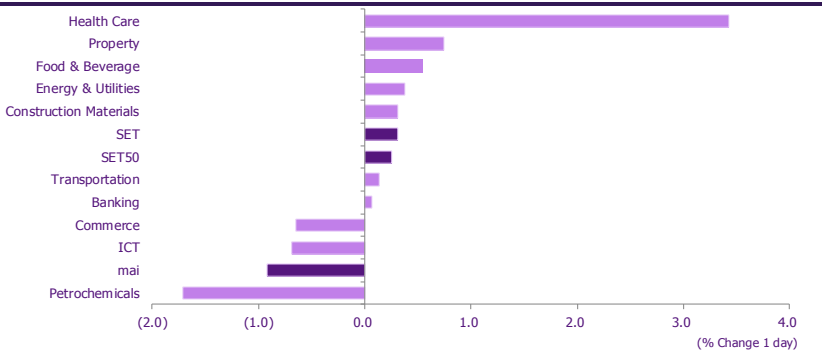
	Price performance (%) *			
	12-Aug	WoW	MoM	YTD
Banking	0.25	1.72	3.95	(9.09)
Chemicals	(0.16)	2.67	6.98	0.03
Construction Mat.	0.31	1.87	4.28	(4.06)
Consumer Products	0.00	1.66	2.31	(1.81)
Health Care	0.04	0.54	1.84	(12.47)
Oil, Gas & Coal	0.53	2.59	3.90	1.22
Real Estate	0.63	0.33	(7.98)	(19.73)
Retail - Consumer Staples	0.00	1.66	2.31	(1.81)
Telecommunications	(0.02)	2.20	3.09	(12.85)
Transportation	0.10	1.70	2.32	(5.77)



* Regional sector price performances (%) are based on US\$ and Thai sector price performances (%) are based on baht

Thailand sector movement

	Price performance (%)			
	11-Aug	WoW	MTD	YTD
Banking	0.07	2.83	2.38	(10.07)
Commerce	(0.65)	0.57	1.07	(4.99)
Construction Materials	0.31	0.72	(0.16)	(6.17)
Energy & Utilities	0.38	2.83	3.42	1.46
Food & Beverage	0.54	2.04	2.76	(1.19)
Health Care	3.43	2.07	4.02	22.93
ICT	(0.68)	(0.11)	2.05	(9.04)
Petrochemicals	(1.72)	(0.11)	0.65	(10.61)
Property	0.75	2.02	3.75	2.32
Transportation	0.14	1.03	2.68	8.68
SET	0.31	1.47	2.91	(2.13)
SET50	0.25	1.89	2.80	(0.52)
MAI	(0.92)	0.23	5.07	4.95



10 Most active stocks by value

Stock	Price (Bt)	Value (Btmn)	Chg (%)
CPALL	60.00	3,576.74	(2.04)
IVL	42.75	3,293.66	(2.84)
BH	190.00	3,268.37	4.40
KBANK	149.00	3,121.27	0.00
BDMS	28.25	2,976.08	4.63
BANPU	13.30	2,403.86	0.76
DELTA	554.00	2,152.81	1.84
JMT	78.00	2,120.84	(1.27)
ADVANC	199.50	1,959.46	(1.24)
PTT	37.00	1,875.05	0.68

Top 10 gainers

Stock	Price (Bt)	Value (Btmn)	Chg (%)
AQ	0.03	1.27	50.00
INSURE	348.00	7.55	29.85
TC	8.40	71.61	17.48
VPO	1.35	26.53	16.38
KWI	3.84	64.89	9.71
TCC	0.93	28.36	8.14
NATION	0.29	2.04	7.41
THCOM	9.85	97.43	6.49
MACO	0.52	10.84	6.12
RAM	57.00	171.45	6.05

Top 10 losers

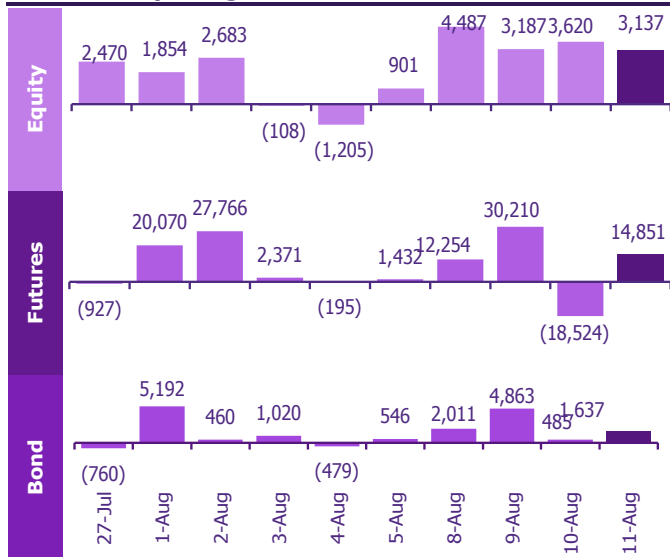
Stock	Price (Bt)	Value (Btmn)	Chg (%)
ABPIF	0.94	5.78	(26.56)
AMC	3.54	90.84	(22.03)
SPACK	3.82	71.69	(16.23)
WAVE	0.44	7.88	(12.00)
AMR	4.36	40.69	(11.74)
PERM	1.49	12.55	(10.78)
CPI	3.42	34.11	(9.04)
KEX	21.20	368.70	(8.23)
MNIT2	4.54	0.00	(8.10)
TU-PF	0.91	0.20	(8.08)

Fund flow monitor

Regional foreign fund flows to equity

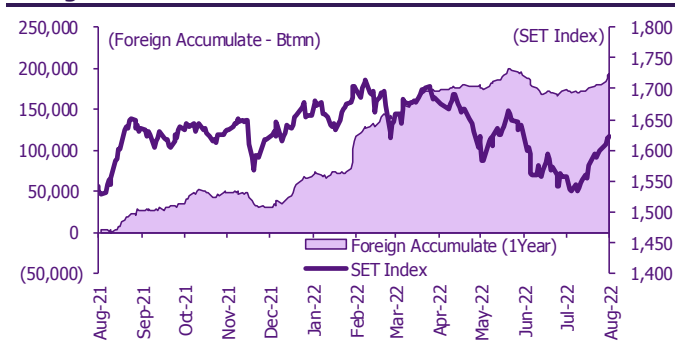
(US\$ Mn)	Thailand	Indonesia	Philippines	Malaysia	Vietnam	India	Taiwan	South Korea	Japan
Daily									
12-Aug-22		52	(105)		6		283	(5)	
11-Aug-22	89	45	17	51	3	283	449	160	
10-Aug-22	103	21	(2)	2	2	309	(667)	(140)	
9-Aug-22	90	89	(101)	6	(3)		(148)	7	
8-Aug-22	126	77	(9)	3	(4)	198	(47)	99	
Weekly									
WTD	408	284	(201)	61	4	789	(130)	121	(903)
5-Aug-22	114	(186)	13	88	62	1,860	(431)	1,282	452
29-Jul-22	119	130	10	30	63	750	417	544	(903)
22-Jul-22	24	3	(14)	34	24	1,194	(104)	733	2,191
15-Jul-22	(31)	(109)	(46)	(6)	(51)	(638)	(617)	75	3,435
Monthly									
MTD	522	98	(188)	149	66	2,650	(560)	1,403	452
Jul-22	128	(150)	(80)	28	(18)	836	(626)	1,363	4,963
Jun-22	(841)	(501)	(207)	(291)	89	(6,342)	(7,724)	(4,796)	(9,556)
May-22	592	(243)	(350)	18	138	(4,871)	57	170	(1,993)
YTD	4,092	4,217	(1,043)	1,638	122	(25,071)	(35,255)	(13,321)	5,988

Thailand daily foreign net flows

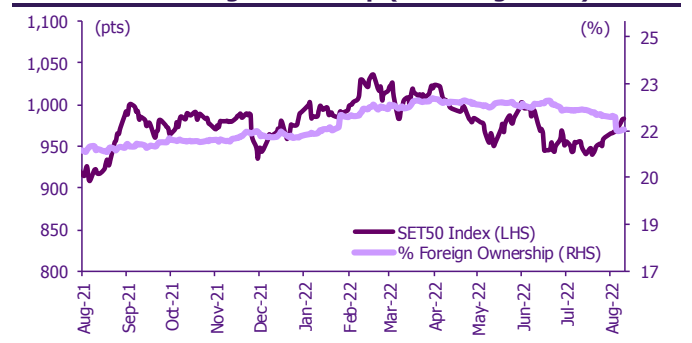


	Equity (Btmn)	SET50 futures (Contract)	Bond (Btmn)*	Bond (Btmn)
Daily				
11-Aug-22	3,137	14,851	2,915	1,637
Weekly				
WTD	14,431	38,791	7,600	8,997
5-Aug-22	4,125	51,444	9,894	6,738
27-Jul-22	4,376	31,678	6,042	(1,921)
22-Jul-22	889	41,330	7,837	(2,455)
15-Jul-22	(1,141)	(71,975)	(13,584)	(1,726)
Monthly				
MTD	18,556	90,235	17,494	15,735
Jul-22	4,721	33,437	6,426	(3,593)
Jun-22	(29,387)	(101,334)	(19,303)	(14,819)
May-22	20,284	109,007	21,576	30,012
Quarterly				
QTD	1,765	(59,103)	(11,018)	22,811
1Q22	110,864	30,899	6,488	85,559
4Q21	28,128	44,270	8,986	110,523
3Q21	(443)	6,232	1,282	21,383
2Q21	(46,593)	(7,583)	(994)	76,603
YTD				
2021	(48,578)	27,284	6,522	212,522
2020	(264,386)	9,201	1,222	(35,245)

Foreign net flow and SET movement



SET50 and its foreign ownership (excluding NVDR)



Foreign buy/sell activity monitor

Most foreign holding value change

	Fgn hid (%)	Δ Fgn (M.shares)	Buy* (Btmn)
SCB	17.84	3.20	336
BANPU	9.90	22.09	294
AOT	9.20	3.04	220
TISCO	45.14	1.00	90
KBANK	41.86	0.49	73
IVL	71.16	1.31	56
SCGP	4.66	0.90	52
SPRC	69.62	4.51	51
BBL	24.29	0.36	49
ESSO	70.16	4.24	46

	Fgn hid (%)	Δ Fgn (M.shares)	Sell* (Btmn)
PTT	8.55	(7.86)	(291)
BDMS	21.12	(5.17)	(146)
CPALL	32.51	(2.09)	(126)
SCC	11.81	(0.32)	(118)
PTTEP	15.08	(0.73)	(116)
TRUE	48.91	(13.30)	(65)
TIPH	4.76	(1.02)	(58)
ADVANC	35.50	(0.29)	(58)
EA	34.93	(0.60)	(51)
TIDLOR	39.01	(0.93)	(28)

Top-5 NVDR net buy/sell

	Buy* (Btmn)	Sell* (Btmn)
TOP	455	(230)
BANPU	446	(201)
PTT	366	(155)
AOT	363	(147)
TRUE	352	(146)
CPALL	293	(133)
PTTEP	216	(86)
SCC	153	(78)
PTTGC	140	(65)
CPN	131	(63)

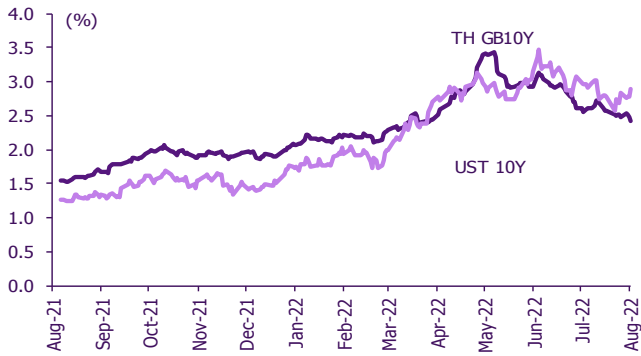
* SCBS Investment Research estimates

Multi-asset price update

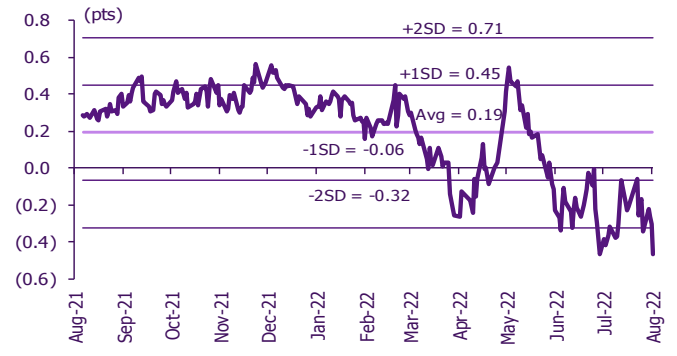
Key indicator update

	Close	12-Aug	WoW	MoM	YoY	YTD
Financial market condition						
VIX Index	19.53	(3.32)	(7.66)	(27.18)	25.27	13.41
Europe CDS (bps)	92.843	(1.56)	(9.15)	(28.02)	46.68	44.96
LIBOR OIS Spread (bps)	0.14414	(1.64)	0.52	20.83	11.19	5.40
TED Spread (bps)	0.3884	(0.20)	(0.77)	19.12	30.67	20.97
Exchange rate						
Dollar Index	105.67	0.55	(0.85)	(2.17)	13.63	10.46
USD/THB	35.36	0.43	(1.20)	(2.32)	7.40	6.51
EUR/USD	1.03	(0.59)	0.76	1.99	(12.56)	(9.75)
USD/JPY	133.48	0.38	(1.10)	(2.84)	20.87	16.00
Bond: (Change in basis points)						
TH Gov Bond 2Y	1.56%	0.00	(8.56)	(9.80)	109.92	90.01
TH Gov Bond 10Y	2.42%	0.00	(6.13)	(12.64)	85.82	52.78
US Gov Bond 2Y	3.27%	6.31	3.94	6.68	304.25	253.90
US Gov Bond 10Y	2.83%	(3.26)	0.07	(12.27)	148.43	131.96
Commodities						
CRB Index	590.12	0.00	1.20	2.11	4.80	2.04
Gold (US\$/oz)	1,801.97	0.74	1.57	3.89	2.83	(1.49)
Gross Refining Margin (US\$/bbl)	20.97	27.63	32.30	0.87	n.m.	243.21
Dubai Crude (US\$/bbl)	96.48	(1.73)	2.19	3.52	36.97	31.83
NYMEX Crude (US\$/bbl)	92.09	(2.38)	3.46	(4.37)	33.29	90.11
Baltic Dry Index (pts)	1,477.00	(5.08)	(5.32)	(26.22)	(57.84)	(33.38)

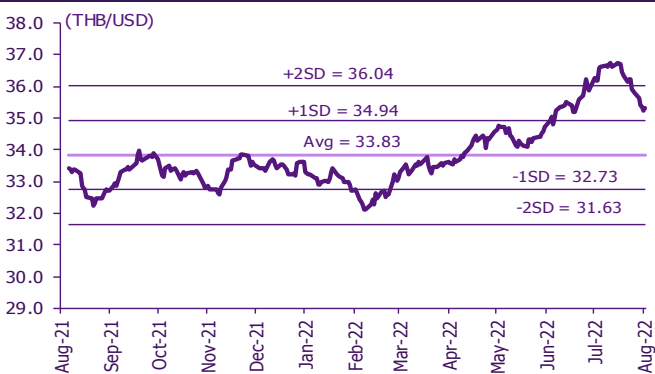
Thai and US 10-year government bond yield



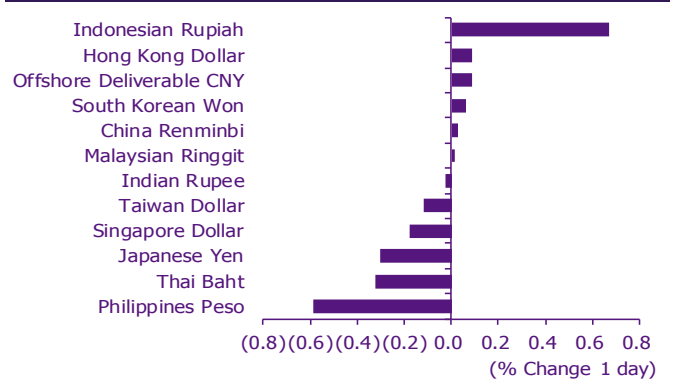
Thai and US 10-year government bond spread



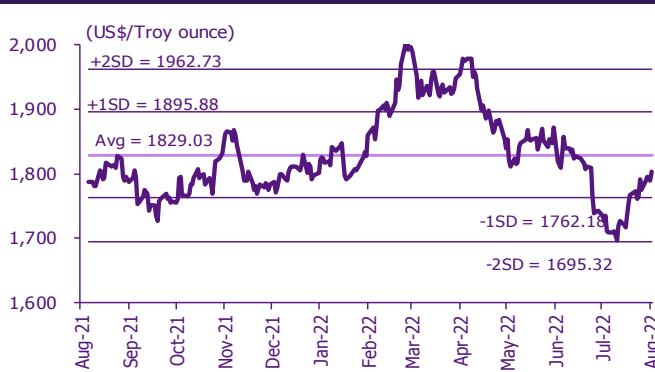
THB/USD exchange rate



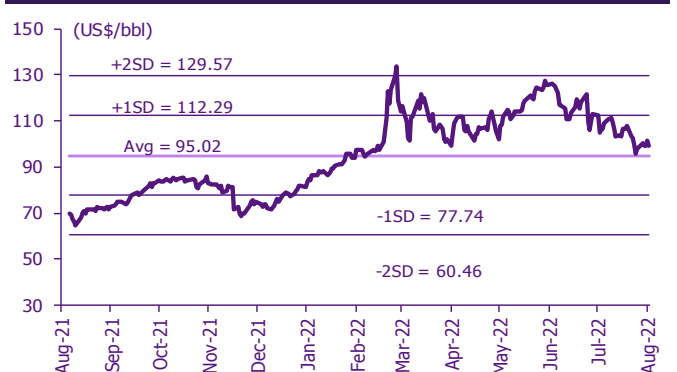
Regional foreign exchange rate spot return



Gold



Brent crude



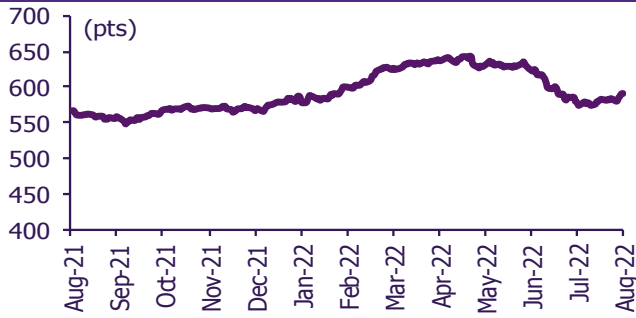
Commodities daily price update

	As of 12-Aug-22	-1W %	Avg. Price QTD in 3Q22	% QoQ	% YoY	Avg. Price in '21	% YoY	Avg. Price in '22	% YoY	Update
CRB Index	590.60	1.3	581.53	(7.7)	4.2	535.54	36.83	610.04	13.9	Daily
Energy Prices										
Crude Oil - Dubai (US\$/bbl)	100.21	4.4	104.29	(4.3)	46.2	68.86	63.18	103.20	49.9	Daily
Brent Crude (US\$/bbl)	99.02	1.3	105.97	(6.1)	45.2	70.52	66.54	106.19	50.6	Daily
West Texas Int. Cushing (US\$/bbl)	92.09	3.5	97.47	(10.5)	33.5	68.06	72.51	101.08	48.5	Daily
Crude Oil - Asia-Pacific Tapis Oil Spot (US\$/bbl)	115.36	4.7	114.60	(3.4)	57.0	71.82	61.89	112.07	56.0	Daily
Natural Gas Henry Hub (US\$/mmBTU)	8.78	9.7	7.39	(2.1)	119.7	3.12	29.88	6.32	102.6	Daily
Coal Price NEX (US\$/MT)	412.32	3.2	414.87	11.8	155.4	138.28	135.73	339.35	145.4	Friday
Oil Product Prices and Gross Refinery Margin										
Gas Oil 500 ppm Sulfur Singapore (US\$/bbl)	135.65	8.0	135.93	(8.3)	72.6	76.20	52.83	131.13	72.1	Daily
Gas Oil - Dubai (US\$/bbl)	35.44	19.4	31.64	(19.6)	325.8	7.34	(4.17)	27.93	280.3	Daily
Gasoline, 92 RON Spot (US\$/bbl)	106.48	8.6	111.13	(25.1)	38.3	76.66	75.97	121.34	58.3	Daily
Gasoline - Dubai (US\$/bbl)	6.27	193.0	6.84	(75.9)	(24.0)	7.80	472.22	18.14	132.7	Daily
Fuel Oil 180 Singapore Spot (US\$/bbl)	83.08	11.6	78.15	(47.3)	21.3	61.57	60.99	89.63	45.6	Daily
Fuel Oil - Dubai (US\$/bbl)	(17.13)	(20.4)	(26.14)	190.7	276.7	-7.29	84.36	(13.57)	86.2	Daily
Jet Kerosene - Spot Price (US\$/bbl)	131.64	9.6	130.64	(8.1)	73.6	73.98	60.45	126.39	70.8	Daily
Jet Kerosene - Dubai (US\$/bbl)	31.43	30.4	26.35	(20.7)	577.3	5.12	31.00	23.18	352.7	Daily
SG Dubai Hydrocracking Refinery Margin (US\$/bbl)	16.43	3.7	18.36	(35.8)	1,569.9	2.00	467.16	18.82	842.6	Daily
Olefins Product Prices and Spread										
Ethylene, FOB Japan Spot (US\$/MT)	850	0.0	885	(21.0)	(9.6)	1,010	39.56	1,089	7.9	Tuesday
Ethylene Spread (US\$/MT)	136	(6.1)	123	227.6	(59.2)	361	5.77	230	(36.3)	Daily
Propylene (Olefins), FOB Japan Spot (US\$/MT)	895	0.0	918	(15.7)	(5.3)	1,005	27.27	1,059	5.4	Tuesday
Propylene Spread (US\$/MT)	181	(4.7)	156	(24.8)	(46.7)	356	(12.55)	200	(44.0)	Daily
Naphtha - Singapore Spot FOB (US\$/MT)	714	1.3	762	(13.6)	12.6	649	69.72	859	32.5	Daily
Polyolefins Prices and Spread										
Polye HDPE SE Asia (US\$/MT)	1,060	0.0	1,155	8.9	(65.4)	1,179	33.19	1,282	8.7	Tuesday
HDPE-Naphtha Spread (US\$/MT)	346	(2.5)	393	222.8	(14.7)	530	5.43	422	(20.4)	Daily
Polye LDPE-Film, CFR SE Asia Spot (US\$/MT)	1,300	0.0	1,450	(13.1)	(20.2)	1,525	51.71	1,603	5.1	Tuesday
LDPE-Naphtha Spread (US\$/MT)	586	(1.5)	688	43.7	53.0	876	40.66	744	(15.1)	Daily
PP Film, Spot South East Asia (US\$/MT)	1,010	0.0	1,129	(15.0)	(8.5)	1,298	35.78	1,282	(1.3)	Tuesday
PP Spread (US\$/MT)	296	(2.9)	367	(17.7)	(34.1)	649	13.18	423	(34.9)	Daily
MEG Prices and Spread										
MEG, CFR South East Asia (US\$/MT)	520	0.0	543	(15.2)	(21.1)	679	(88.71)	641	(5.6)	Tuesday
MEG Spread (US\$/MT)	-7	0.0	-6	(93.0)	(106.9)	53	120.79	-34	n.m.	Tuesday
Aromatics Product Prices and Spread										
Paraxylene, FOB USG Spot (US\$/MT)	1,055	0.0	1,365	(10.3)	43.6	894	56.10	1,342	(47.1)	Tuesday
Paraxylene Spread (US\$/MT)	211	(14.4)	487	(19.6)	40.7	310	342.73	473	52.4	Tuesday
Paraxylene - 92 RON Spread (US\$/MT)	147	(32.8)	417	19.1	57.1	241	362.24	307	67.7	Daily
Toluene, FOB Korea Spot (US\$/MT)	915	0.0	1,010	(9.2)	33.0	728	111.96	1,001	(44.6)	Tuesday
Benzene, CFR Japan Spot (US\$/MT)	1,000	0.0	1,110	(11.5)	8.0	931	87.66	1,161	(56.7)	Tuesday
Benzene Spread (US\$/MT)	392	(2.0)	459	(4.3)	8.6	352	117.03	403	14.7	Daily
Benzene - 92 RON Spread (US\$/MT)	92	(43.8)	162	96.6	(52.7)	277	122.54	126	(54.5)	Daily
Condensate (US\$/MT)	844	4.4	878	(4.2)	45.2	584	61.01	869	48.8	Daily
PTA Prices and Spread										
PTA, CFR South East Asia (US\$/MT)	860	0.0	894	(9.3)	20.3	705	48.18	914	29.5	Tuesday
PTA Spread (US\$/MT)	153	0.0	-20	(39.2)	(119.3)	106	15.15	15	(86.3)	Tuesday
PVC Prices and Spread										
PVC, CFR South East Asia (US\$/MT)	1,000	0.0	1,081	(22.3)	(19.0)	1,445	63.60	1,333	(7.8)	Tuesday
Ethylene Spread (US\$/MT)	864	1.0	957	(13.8)	(7.2)	1,084	99.99	1,103	1.7	Tuesday
Ethylene Dichloride CFR Far East Asia (US\$/MT)	395	0.0	498	(24.9)	(30.7)	734	140.72	704	(4.0)	Tuesday
Metal										
Gold (US\$/Troy Ounce)	1,802	1.5	1,752	(6.5)	(2.1)	1,799	1.56	1,852	2.9	Daily
LME Copper 3 Month Rolling Forward (US\$/MT)	8,112	2.8	7,667	(19.6)	(18.4)	9,293	49.95	9,349	0.6	Daily
Silver Future (US\$/Troy Ounce)	21	4.9	20	(14.5)	(20.5)	26	26.23	23	(10.5)	Daily
China Composite Steel Prices (CNY/MT)	4,470	0.6	4,442	(15.0)	(23.6)	5,473	35.91	5,070	(7.4)	Daily
Agriculture Prices										
Malaysian Crude Palm Oil Spot Price(MYR/MT)	4,248	5.1	4,084	(37.4)	(8.2)	4,443	59.82	5,902	32.8	Daily
SGX Ribbed Smoked Sheet 3 (RSS3) Futures (US\$/KG.)	162	(4.7)	179	(15.6)	(3.9)	209	18.21	205	(2.0)	Daily
Sugar #11 (US\$/LB)	19	3.9	18	(5.7)	4.4	16	29.55	19	15.0	Daily
Freight Rate										
Baltic Freight Index: BDIY	1,477	(5.3)	1,934	(23.2)	(48.3)	2,921	173.99	2,216	(24.1)	Daily
Baltic Supramax Index: BSI58	1,593	(6.3)	1,984	(24.5)	(36.4)	2,424	224.85	2,366	(2.4)	Daily

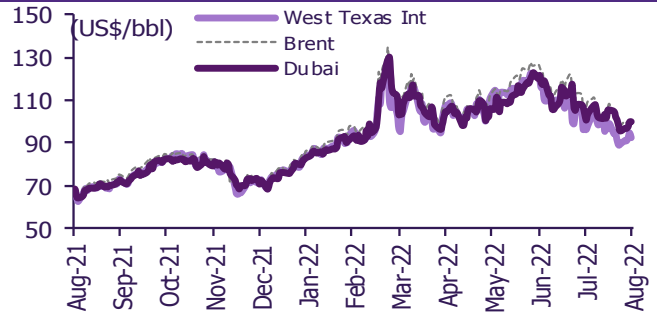
Source: Bloomberg Financial L.P., TQ Professional, BANPU, BOT, SCBS Investment Research

Commodities daily chart update

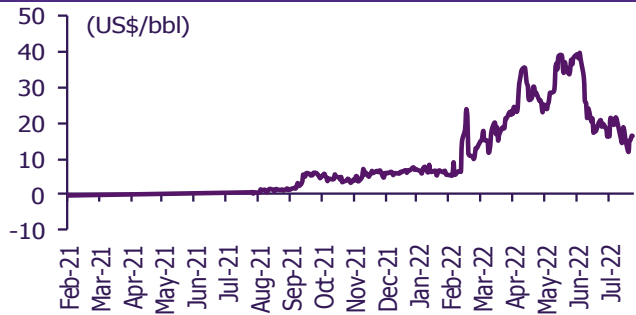
CRB US Spot All Commodities Price Index



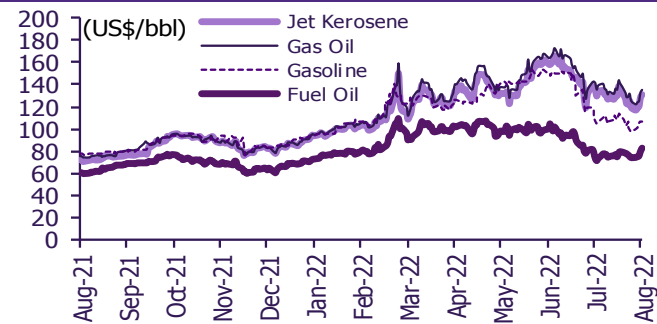
Crude prices



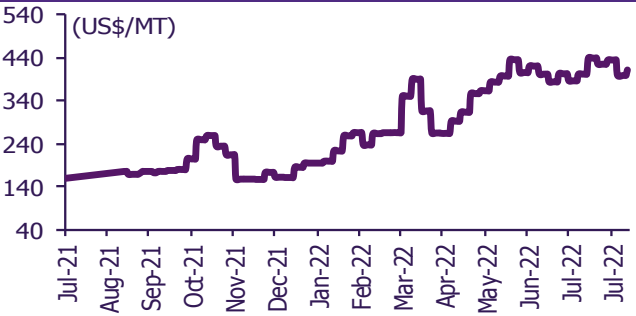
SG Dubai Hydrocracking Refinery Margin



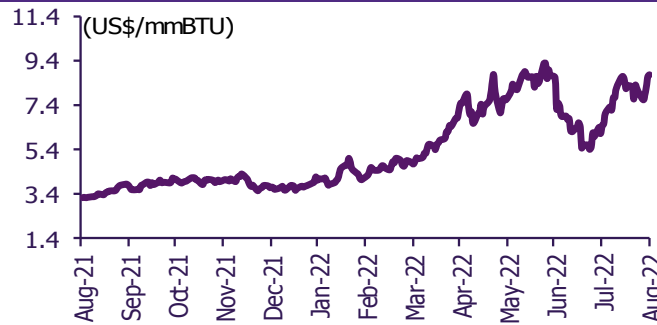
Oil product prices



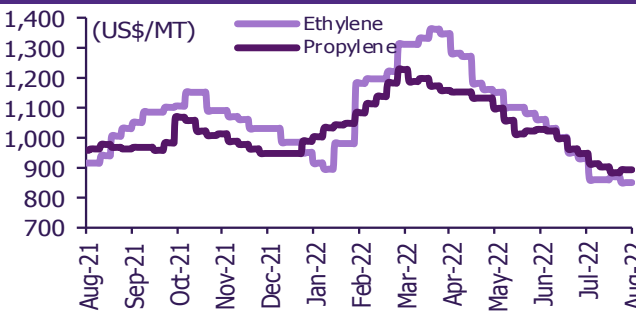
Coal price (NEX)



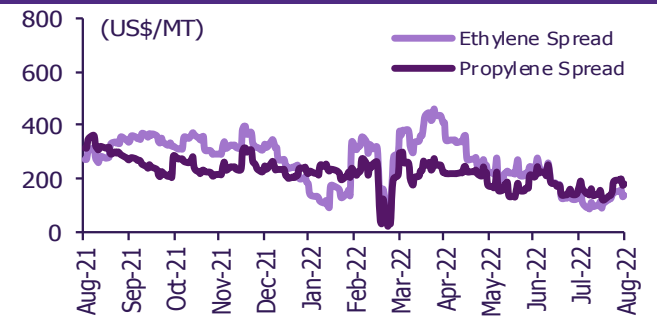
Natural gas prices (Henry hub)



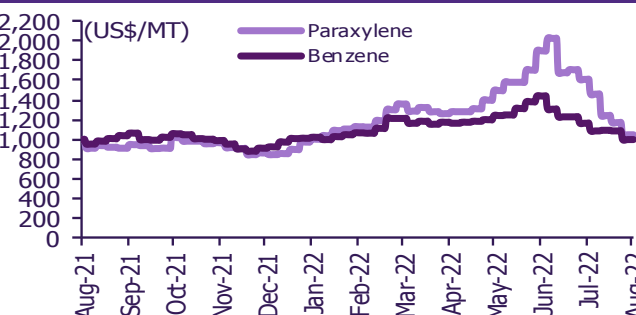
Olefins prices



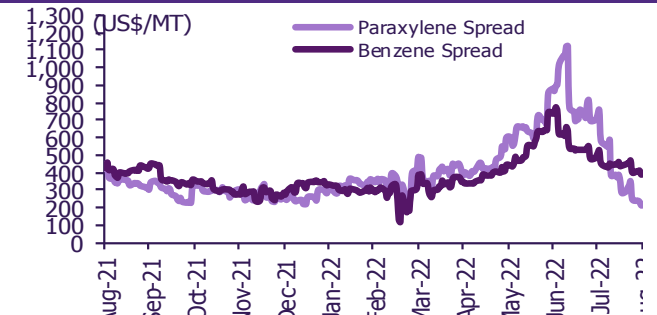
Olefins spreads



Aromatics prices

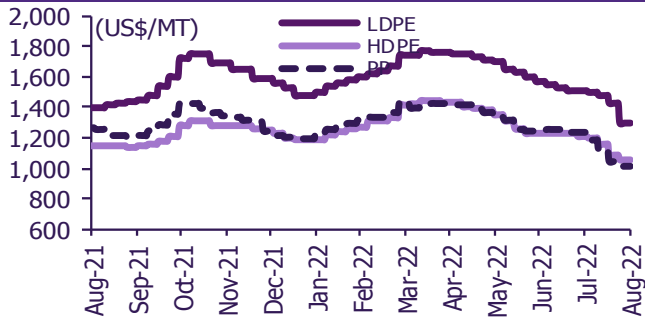


Aromatics spreads

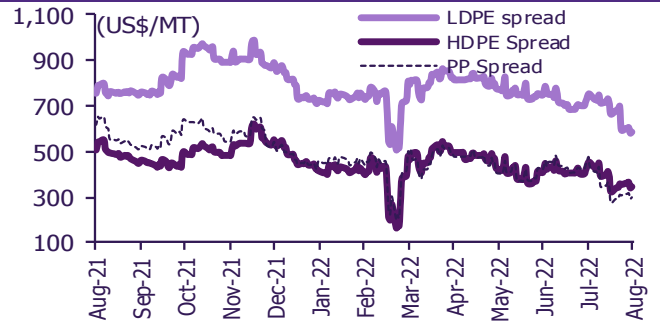


Commodities daily chart update

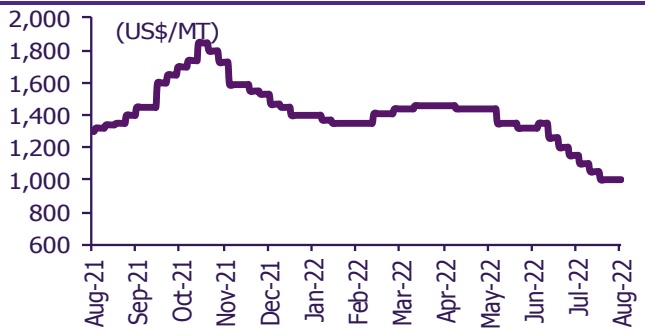
Polyolefins prices



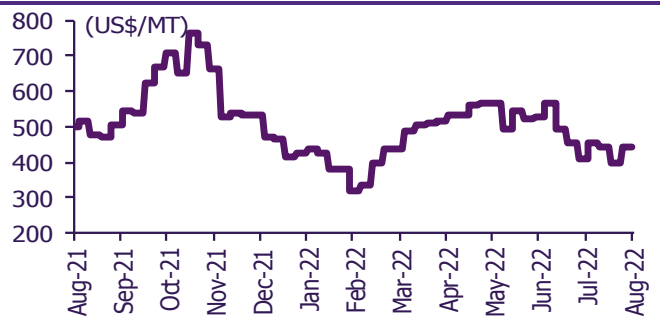
Polyolefins-Naphtha spreads



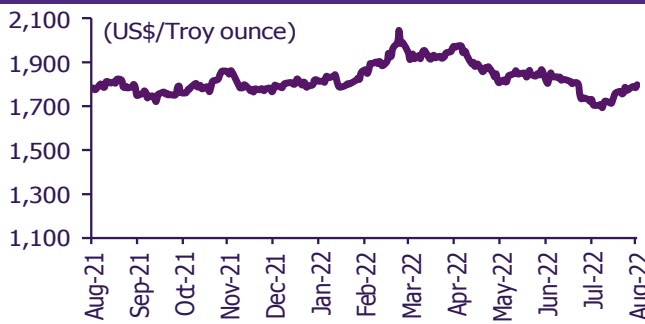
PVC price



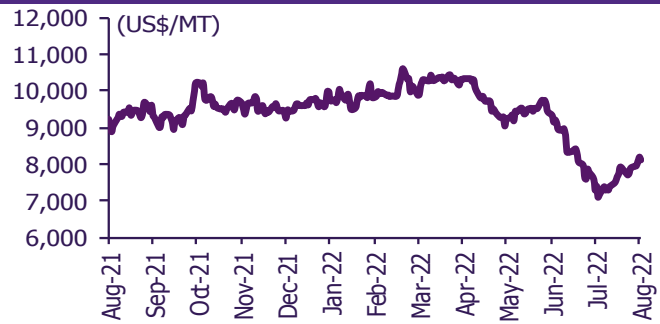
PVC spread



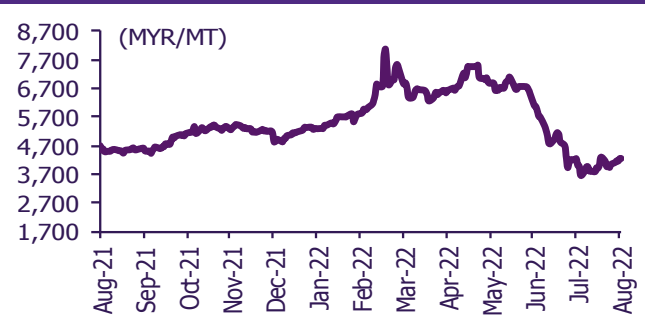
Gold price



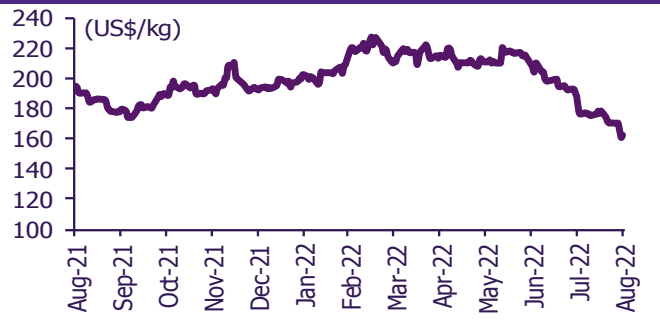
LME copper price



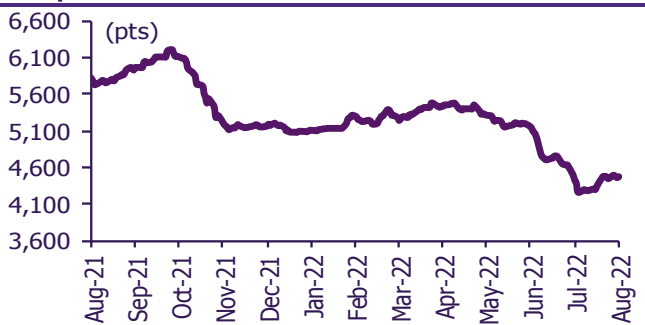
Malaysian crude palm oil price



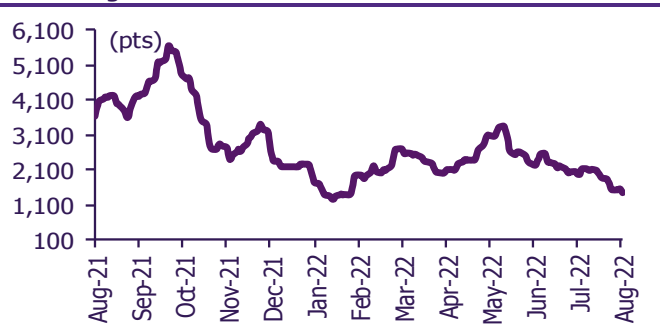
Rubber price (RSS3) futures



Steel price index



Baltic freight index



Source: Bloomberg Financial L.P., TQ Professional, BANPU, BOT, SCBS Investment Research

Short sales

	Volume (Shares)	Turnover (Bt)	Average price (Bt)	Last price 11-Aug-22	Gap between last close and short	Short sale volume comparing with main board
CN01	108,736	2,456,875	22.59	0.27	8321.27	87.79
HTC	28,600	850,850	29.75	29.75	0.00	48.39
SCI	102,700	148,915	1.45	1.46	(0.68)	34.02
TMT	40,200	336,755	8.38	8.35	0.32	32.68
S	294,200	556,038	1.89	1.90	(0.53)	30.36
IRPC	15,819,900	54,046,206	3.42	3.42	(0.11)	30.19
MC	79,300	753,350	9.50	9.55	(0.52)	29.50
TIPH-R	1,397,100	80,302,450	57.48	57.00	0.84	22.43
INTUCH-R	489,600	36,227,300	73.99	74.00	(0.01)	21.43
PTT	10,825,200	396,319,850	36.61	37.00	(1.05)	21.20
STANLY	8,700	1,458,850	167.68	167.50	0.11	21.07
WORK	602,800	11,057,960	18.34	18.20	0.79	21.05
PSL-R	4,153,400	72,015,620	17.34	17.20	0.81	20.11
ITD-R	1,217,800	2,321,130	1.91	1.90	0.32	18.27
CPN-R	971,000	64,178,200	66.09	66.00	0.14	17.64
CKP	4,298,300	22,781,385	5.30	5.25	0.95	16.60
IVL-R	12,711,200	546,687,425	43.01	42.75	0.60	16.60
CPALL-R	9,835,400	588,438,250	59.83	60.00	(0.29)	16.48
JAS-R	2,606,100	6,818,348	2.62	2.60	0.63	15.93
BAM	2,437,300	42,422,050	17.41	17.50	(0.54)	15.79
EA-R	1,199,200	102,629,625	85.58	85.75	(0.20)	15.61
SENA	135,900	538,414	3.96	3.98	(0.46)	14.63
GPSC-R	610,800	43,287,625	70.87	71.25	(0.53)	14.59
BEC	335,400	4,100,670	12.23	12.20	0.21	14.39
STA-R	1,009,000	22,812,490	22.61	22.50	0.48	13.99
DOHOME-R	594,000	8,886,140	14.96	14.90	0.40	13.27
CENTEL	864,100	37,085,625	42.92	42.50	0.98	13.23
KCE-R	3,201,500	182,831,325	57.11	57.00	0.19	13.18
TVO	342,300	10,749,750	31.40	31.75	(1.09)	12.95
SGP	75,900	857,670	11.30	11.30	0.00	12.63
VGI-R	2,789,100	12,393,278	4.44	4.44	0.08	12.61
GULF-R	2,131,900	106,937,475	50.16	50.00	0.32	12.38
CRC-R	1,669,400	64,938,850	38.90	38.50	1.04	12.22
BAM-R	1,880,800	32,753,020	17.41	17.50	(0.49)	12.19
SAWAD	483,000	24,879,900	51.51	51.50	0.02	12.16
PTTGC	1,352,200	62,768,825	46.42	46.25	0.37	11.99
SPRC	3,984,800	44,848,920	11.25	11.30	(0.40)	11.96
PTTGC-R	1,346,100	62,173,775	46.19	46.25	(0.13)	11.93
BEC-R	275,800	3,367,950	12.21	12.20	0.09	11.83
TTA-R	754,300	6,732,345	8.93	8.85	0.85	11.62
PTTEP-R	1,190,200	186,250,950	156.49	158.00	(0.96)	11.59
BDMS	12,274,300	344,596,800	28.07	28.25	(0.62)	11.56
BOL	77,500	832,450	10.74	11.00	(2.35)	11.46
CPN	630,500	41,660,325	66.08	66.00	0.11	11.45
PTT-R	5,843,300	213,974,175	36.62	37.00	(1.03)	11.44
SAK	194,800	1,388,300	7.13	7.15	(0.32)	11.40
TISCO-R	398,500	35,893,150	90.07	90.00	0.08	11.37
DOHOME	498,400	7,491,460	15.03	14.90	0.88	11.14
GLOBAL	1,002,200	18,895,270	18.85	18.70	0.82	10.98
IRPC-R	5,739,500	19,544,782	3.41	3.42	(0.43)	10.95
BAFS	34,900	977,200	28.00	28.00	0.00	10.91
MINT	2,593,500	88,170,625	34.00	34.00	(0.01)	10.90
SCGP-R	1,716,800	98,696,625	57.49	58.00	(0.88)	10.83
STGT	2,313,100	37,176,430	16.07	16.10	(0.17)	10.74
GLOBAL-R	979,100	18,413,770	18.81	18.70	0.57	10.73
TQM	329,700	15,742,525	47.75	47.25	1.05	10.68
SUPER	10,233,200	7,572,568	0.74	0.74	0.00	10.58
BAY	78,500	2,582,825	32.90	32.50	1.24	10.54
COM7-R	2,251,900	75,268,700	33.42	33.25	0.52	10.37
DCC	983,400	2,755,538	2.80	2.82	(0.64)	10.25
CPF	2,939,400	77,159,250	26.25	26.50	(0.94)	10.14
SCC-R	160,200	58,343,800	364.19	366.00	(0.49)	10.11
INTUCH	230,500	17,048,725	73.96	74.00	(0.05)	10.09
GUNKUL-R	3,675,400	18,744,540	5.10	5.05	0.99	10.01
BGRIM-R	1,003,000	39,117,000	39.00	39.25	(0.64)	9.94
GULF	1,707,500	85,698,650	50.19	50.00	0.38	9.92
TTA	637,400	5,642,910	8.85	8.85	0.03	9.82
BH-R	1,665,200	318,082,550	191.02	190.00	0.54	9.78
BANPU-R	17,555,000	233,081,580	13.28	13.30	(0.17)	9.71
BBL	714,800	97,278,300	136.09	136.00	0.07	9.63
AH	69,700	1,496,870	21.48	21.40	0.35	9.61
EPG	403,500	4,023,705	9.97	10.00	(0.28)	9.59
LH-R	2,736,900	24,025,130	8.78	8.80	(0.25)	9.14
VGI	2,005,100	8,928,866	4.45	4.44	0.29	9.06
DTAC	823,900	37,726,450	45.79	45.50	0.64	9.03
CENTEL-R	587,600	25,211,775	42.91	42.50	0.96	8.99
CBG-R	305,100	34,546,500	113.23	113.00	0.20	8.81
WHA	3,689,200	11,514,856	3.12	3.14	(0.60)	8.74
BBL-R	641,100	87,387,750	136.31	136.00	0.23	8.64
OSP-R	864,400	27,444,425	31.75	31.75	0.00	8.38
ERW	1,219,300	4,644,878	3.81	3.82	(0.28)	8.37
OR-R	2,778,400	75,003,125	27.00	27.00	(0.02)	8.35
DTAC-R	746,800	34,070,050	45.62	45.50	0.27	8.18
RATCH-R	447,800	17,948,900	40.08	40.50	(1.03)	8.15
MBK	216,100	3,531,110	16.34	16.30	0.25	8.11
HMPRO-R	2,591,300	35,495,450	13.70	13.60	0.72	8.02
ROJNA	64,200	392,750	6.12	6.15	(0.53)	8.01
EGCO	78,100	14,735,350	188.67	189.00	(0.17)	7.97
DELTA-R	310,200	170,221,200	548.75	554.00	(0.95)	7.93
BGRIM	799,500	31,182,125	39.00	39.25	(0.63)	7.92

	Volume (Shares)	Turnover (Bt)	Average price (Bt)	Last price 11-Aug-22	Gap between last close and short	Short sale volume comparing with main board
AIE	110,300	363,216	3.29	3.26	1.01	7.90
SAWAD-R	313,700	16,127,975	51.41	51.50	(0.17)	7.90
XPG	1,374,000	2,197,484	1.60	1.58	1.22	7.82
OSP	798,600	25,355,550	31.75	31.75	0.00	7.75
TU-R	1,280,700	22,181,470	17.32	17.40	(0.46)	7.71
STARK-R	501,800	2,158,082	4.30	4.30	0.02	7.71
LALIN	20,800	190,320	9.15	9.20	(0.54)	7.68
NCAP	917,100	4,109,058	4.48	4.44	0.91	7.45
TISCO	258,800	23,367,650	90.29	90.00	0.32	7.38
ADVANC	720,600	144,698,700	200.80	199.50	0.65	7.36
STGT-R	1,550,500	25,109,230	16.19	16.10	0.59	7.20
GPSC	301,500	21,401,225	70.98	71.25	(0.38)	7.20
LH	2,145,100	18,785,490	8.76	8.80	(0.48)	7.16
VIH	122,800	1,355,450	11.04	11.00	0.34	7.15
KSL	245,300	873,556	3.56	3.54	0.60	7.10
LOXLEY	56,500	129,950	2.30	2.32	(0.86)	7.08
ASP	118,800	367,986	3.10	3.08	0.57	7.05
KSL-R	243,000	860,066	3.54	3.54	(0.02)	7.03
KKP-R	449,300	30,314,675	67.47	67.25	0.33	7.02
SPCG	14,800	236,800	16.00	16.10	(0.62)	6.96
TASCO	109,500	1,817,700	16.60	16.60	0.00	6.92
SCC	109,200	39,807,700	364.54	366.00	(0.40)	6.89
TOP-R	1,062,800	55,880,750	52.58	53.25	(1.26)	6.88
HMPRO	2,189,100	29,990,670	13.70	13.60	0.74	6.77
BLA-R	391,400	14,531,150	37.13	37.00	0.34	6.77
TSE	24,200	52,272	2.16	2.16	0.00	6.72
SIRI	3,378,300	3,412,083	1.01	1.01	0.00	6.69
AAV	920,200	2,515,744	2.73	2.68	2.01	6.68
KBANK	1,388,400	206,017,650	148.38	149.00	(0.41)	6.60
CKP-R	1,693,600	9,044,650	5.34	5.25	1.72	6.54
STANLY-R	2,700	454,050	168.17	167.50	0.40	6.54
OR	2,131,700	57,555,900	27.00	27.00	0.00	6.41
KTB-R	3,089,100	49,900,660	16.15	16.20	(0.29)	6.39
SUPER-R	6,146,200	4,548,188	0.74	0.74	0.00	6.35
MAJOR-R	343,100	6,876,970	20.04	20.00	0.22	6.29
KEX-R	1,067,100	23,209,420	21.75	21.20	2.59	6.27
AOT	1,086,500	78,531,050	72.28	72.50	(0.30)	6.26
KTC-R	223,800	13,125,575	58.65	59.00	(0.60)	6.24
S-R	60,100	114,289	1.90	1.90	0.09	6.20
PSH	68,400	857,500	12.54	12.50	0.29	6.06
KBANK-R	1,276,100	189,158,950	148.23	149.00	(0.52)	6.06
GREEN	4,000	5,000	1.25	1.25	0.00	6.03
JMT-R	1,598,500	127,183,375	79.56	78.00	2.01	6.01
CRC	819,600	31,931,600	38.96	38.50	1.19	6.00
CPF-R	1,733,000	45,474,075	26.24	26.50	(0.98)	5.98
CPALL	3,492,500	210,122,325	60.16	60.00	0.27	5.85
BPP	61,900	943,260	15.24	15.30	(0.40)	5.80
STEC-R	129,200	1,588,210	12.29	12.40	(0.87)	5.79
BEAUTY-R	320,600	436,892	1.36	1.37	(0.53)	5.78
KTB	2,787,900	45,163,990	16.20	16.20	0.00	5.77
BEM	2,098,000	18,746,820	8.94	9.00	(0.72)	5.75
SGP-R	34,400	388,720	11.30	11.30	0.00	5.73
BJC-R	364,800	12,286,950	33.68	34.00	(0.94)	5.70
RCL	322,500	12,692,825	39.36	39.50	(0.36)	5.63
MEGA-R	109,100	5,342,400	48.97	48.75	0.45	5.49
KTC	192,400	11,348,775	58.99	59.00	(0.02)	5.36
KEX	902,100	19,636,550	21.77	21.20	2.68	5.30
ITD	350,400	671,016	1.92	1.90	0.79	5.26
PLANB	2,034,100	13,551,700	6.66	6.60	0.94	5.23
RCL-R	298,900	11,886,625	39.77	39.50	0.68	5.22
PTL-R	74,100	1,751,890	23.64	23.50	0.61	5.08
KKP	324,800	21,949,375	67.58	67.25	0.49	5.07
THANI-R	1,931,400	8,210,326	4.25	4.28	(0.68)	5.03
BCP-R	560,000	16,944,900	30.26	30.00	0.86	5.03
WHA-R	2,088,600	6,516,918	3.12	3.14	(0.63)	4.95
STEC	110,200	1,355,460	12.30	12.40	(0.81)	4.94
BANPU	8,890,100	117,978,330	13.27	13.30	(0.22)	4.92
MAJOR	262,700	5,305,740	20.20	20.00	0.98	4.82
CK	154,700	3,259,690	21.07	21.10	(0.14)	4.77
BCP	528,900	16,018,850	30.29	30.00	0.96	4.75
MEGA	94,300	4,634,925	49.15	48.75	0.82	4.75
TOA	35,100	1,004,650	28.62	28.50	0.43	4.74
TTB	13,144,500	15,804,890	1.20	1.20	0.20	4.73
ADVANC-R	459,900	92,081,500	200.22	199.50	0.36	4.70
MINT-R	1,113,700	37,896,575	34.03	34.00	0.08	4.68
AOT-R	811,500	58,629,975	72.25	72.50	(0.35)	4.67
SPRC-R	1,547,100	17,425,940	11.26	11.30	(0.32)	4.64
JMART-R	928,200	48,237,300	51.97	50.50	2.91	4.60
RBF-R	162,000	2,065,020	12.75	12.80	(0.41)	4.60
AP	940,400	9,937,310	10.57	10.50	0.64	4.58
UNIQ	5,000	24,400	4.88	4.86	0.41	4.45
AWC-R	3,536,600	18,614,860	5.26	5.30	(0.69)	4.44
TRUE	6,824,000	33,251,662	4.87	4.90	(0.56)	4.43

Source: SET, SCBS Investment Research

Director trade

1. Director trade as reported on August 11, 2022.

Company	Name of Director	Product	Transaction date	Amount (Shares)	Average Price (Bt)	Amount (Bt)	Buy/Sell
EP	Mr. YUTH CHINSUPAKUL	Warrant	09-08-22	760,600	0.45	342,270	Sale
EP	Mr. YUTH CHINSUPAKUL	Warrant	10-08-22	250,000	0.37	92,500	Purchase
L&E	Mr. PREECHA TECHATHIPHAKORN	Common Share	11-08-22	20,000	2.36	47,200	Purchase
RBF	Mrs. PETCHARA RATANAPOOMPINYO	Common Share	11-08-22	247,500	12.70	3,143,250	Purchase
SUN	Mr. ONGART KITTIKHUNCHAI	Common Share	11-08-22	100,000	4.94	494,000	Purchase
SYNEX	Mr. NARAN POOMSIRI	Common Share	11-08-22	4,000	19.48	77,920	Purchase
						Total	
						Purchase	3,854,870
						Sale	342,270
						Net	<u>3,512,600</u>

Corporate calendar

August				
Monday	Tuesday	Wednesday	Thursday	Friday
15	16	17	18	19
New warrant ECL-W4 XD INETREIT Bt0.228 PTTEP Bt4.25 PD DTAC Bt0.85 Share listing PPPM 37,383,177 Shares SDC 18,518,518 Shares	XD CPNCG Bt0.235 DIF Bt0.26 FTREIT Bt0.175 POPF Bt0.2544 PPF Bt0.17 SIRIP Bt0.05 TFM Bt0.05 PD 3K-BAT Bt0.06 LPF Bt0.2042 Last trading day VGI-W2	XD CPNREIT Bt0.28 LPN Bt0.1 TPRIME Bt0.113 XE VGI-W2 1 : 1.056 @Bt9.467	XD BOL Bt0.13 INSET Bt0.04 RCL Bt1.75 SNC Bt0.65 WHABT Bt0.16 WHAIR Bt0.1556 WHART Bt0.192 XW BR 2 : 1 PD TR Bt0.56	XD ADVANC Bt3.45 ASIAN Bt0.25 BSBM Bt0.02 JASIF Bt0.23 SNNP Bt0.18 THREL Bt0.08 VNG Bt0.1 PD CN01 Bt0.1928 TSTH Bt0.05 VGI Bt0.02
22	23	24	25	26
XD ADD Bt0.11 BBGI Bt0.05 BGC Bt0.1 DCC Bt0.035 GGC Bt0.25 ILM Bt0.2 KCE Bt1 KIAT Bt0.01 MAKRO Bt0.18 PIMO Bt0.02 RJH Bt2 SCM Bt0.15 SPRIME Bt0.1493 SWC Bt0.125 SYNEX Bt0.18 TKS Bt0.12 TNP Bt0.035 TU Bt0.4 VCOM Bt0.12 PD BLAND Bt0.03 KYE Bt8.55 TMW Bt0.9 TTT Bt0.5	XD BLA Bt0.32 GPI Bt0.05 KTBSTMR Bt0.1779 LPH Bt0.1 M Bt0.5 NER Bt0.07 ONEE Bt0.12 PCSGH Bt0.15 SMPC Bt0.6 SO Bt0.15 SPALI Bt0.7 STA Bt0.85 STA Bt0.15 STGT Bt0.5 TEAM Bt0.05 TQR Bt0.14 XW JP 2 : 1 PD BTS Bt0.16	XD AI Bt0.25 AIMCG Bt0.09 AIMIRT Bt0.2225 BJC Bt0.15 BOFFICE Bt0.174 CCET Bt0.02 CSS Bt0.04 D Bt0.03 DMT Bt0.1 III Bt0.15 INTUCH Bt1.76 JMT Bt0.49 KCC Bt0.0379 MBAX Bt0.12 MEGA Bt0.75 NSL Bt0.25 OSP Bt0.45 PSH Bt0.31 QH Bt0.04 SAT Bt0.38 SC Bt0.08 SGP Bt0.2 SINGER Bt0.3 SKR Bt0.08 SPRC Bt0.96 TKN Bt0.09 TOG Bt0.17 UVAN Bt0.3 WORK Bt0.2 XW MBAX 3 : 1 PD BMSCITH Bt0.3 SCGP Bt0.25	XD AMATAR Bt0.16 BGRIM Bt0.03 BH Bt1.15 BH-P Bt1.15 GC Bt0.2 PM Bt0.15 PT Bt0.2 RPH Bt0.2 UEC Bt0.06 WINNER Bt0.06 XW ASW 1 : 300 PD BCT Bt1.65 PTL Bt0.34	XD JUBILE Bt0.38 PDG Bt0.08 TFG Bt0.1 PD PTTEP Bt4.25 RAM Bt0.25 SCC Bt6
29	30	31		
XD FPI Bt0.08 PD INETREIT Bt0.228	PD 1DIV Bt0.2	PD TFM Bt0.05		

XD - Cash Dividend
 XD(ST) - Stock Dividend

PD - Payment Date
 XR - Rights for Common

XW - Rights for Warrant
 XT - Rights for Transferable Subscription Right

XE - Warrant Exercise
 CW - Capital write-down

SP - Suspension

Disclaimer

The information in this report has been obtained from sources believed to be reliable. However, its accuracy or completeness is not guaranteed. Any opinions expressed herein reflect our judgment at this date and are subject to change without notice. This report is for information only. It is not to be construed as an offer, or solicitation of an offer to sell or buy any securities. We accept no liability for any loss arising from the use of this document. We or our associates may have an interest in the companies mentioned therein.

SCB Securities Company Limited ("SCBS") is a wholly-owned subsidiary of The Siam Commercial Bank Public Company Limited ("SCB"). Any information related to SCB is for sector comparison purposes.

This document is prepared by SCB Securities Company Limited ("SCBS") which is wholly-owned by the Siam Commercial Bank Public Company Limited ("SCB"). SCB acts as financial advisor of the SCG Chemicals Public Company Limited (SCGC). Any opinions, news, research, analyses, prices, statements, forecasts, projections and/or other information contained in this document (the "Information") is provided as general information purposes only and shall not be construed as individualized recommendation of an offer to buy or sell or the solicitation of an offer to buy or sell any securities. SCBS and/or its directors, officers and employees shall not be liable for any direct, indirect, incidental, special or consequential loss or damage, resulting from the use of or reliance on the Information, including without limitation to, damages for loss of profits. The investors shall use the Information in association with other information and opinion, including their own judgment in making investment decision. The Information is obtained from sources believed to be reliable, and SCBS cannot guarantee the accuracy, completeness and/or correctness of the Information.

This document is prepared by SCB Securities Company Limited ("SCBS") which is wholly-owned by The Siam Commercial Bank Public Company Limited ("SCB"). SCB may be appointed to act as financial advisor in relation to transactions to be carried out by Thai Oil Company Limited. Any opinions, news, research, analyses, prices, statements, forecasts, projections and/or other information contained in this document (the "Information") is provided as general information purposes only and shall not be construed as individualized recommendation of an offer to buy or sell or the solicitation of an offer to buy or sell any securities. SCBS and/or its directors, officers and employees shall not be liable for any direct, indirect, incidental, special or consequential loss or damage, resulting from the use of or reliance on the Information, including without limitation to, damages for loss of profits. The investors shall use the Information in association with other information and opinion, including their own judgment in making investment decision. The Information is obtained from sources believed to be reliable, and SCBS cannot guarantee the accuracy, completeness and/or correctness of the Information.

This document is prepared by SCB Securities Company Limited ("SCBS") which is wholly-owned by The Siam Commercial Bank Public Company Limited ("SCB"). SCB has acted as Financial Advisor, Lead Arranger of Global Power Synergy Public Company Limited. Any opinions, news, research, analyses, prices, statements, forecasts, projections and/or other information contained in this document (the "Information") is provided as general information purposes only, and shall not be construed as individualized recommendation of an offer to buy or sell or the solicitation of an offer to buy or sell any securities. SCBS and/or its directors, officers and employees shall not be liable for any direct, indirect, incidental, special or consequential loss or damage, resulting from the use of or reliance on the Information, including without limitation to, damages for loss of profits. The investors shall use the Information in association with other information and opinion, including their own judgment in making investment decision. The Information is obtained from sources believed to be reliable, and SCBS cannot guarantee the accuracy, completeness and/or correctness of the Information.

This document is prepared by SCB Securities Company Limited ("SCBS") which is wholly-owned by The Siam Commercial Bank Public Company Limited ("SCB"). SCB Asset Management Company Limited ("SCBAM") which is wholly-owned by The Siam Commercial Bank Public Company Limited ("SCB"). SCB has acted as Financial Advisor of Digital Telecommunications Infrastructure Fund. SCBAM has acted as Fund Manager of Digital Telecommunications Infrastructure Fund. Any opinions, news, research, analyses, prices, statements, forecasts, projections and/or other information contained in this document (the "Information") is provided as general information purposes only, and shall not be construed as individualized recommendation of an offer to buy or sell or the solicitation of an offer to buy or sell any securities. SCBS and/or its directors, officers and employees shall not be liable for any direct, indirect, incidental, special or consequential loss or damage, resulting from the use of or reliance on the Information, including without limitation to, damages for loss of profits. The investors shall use the Information in association with other information and opinion, including their own judgment in making investment decision. The Information is obtained from sources believed to be reliable, and SCBS cannot guarantee the accuracy, completeness and/or correctness of the Information.

SCBS reserves the right to modify the Information from time to time without notice and in its sole discretion. This document is delivered to intended recipient(s) only and is not permitted to reproduce, retransmit, disseminate, sell, distribute, republish, circulate or commercially exploit the Information in any manner without the prior written consent of SCBS.

Futures and Options trading carry a high level of risk with the potential for substantial losses, and are not suitable for all persons. Before deciding to trade Futures and Options, you should carefully consider your financial position, investment objectives, level of experience, and risk appetite if Futures and Options trading are appropriate. The possibility exists that you could sustain a loss of some or all of your initial investment. You should be aware of all the risks associated with Futures and Options trading, and you are advised to rely on your own judgment while making investment decision and/or should seek advice from professional investment advisor if you have any doubts.

This document is delivered to intended recipient(s) only and is not permitted to reproduce, retransmit, disseminate, sell, distribute, republish, circulate or commercially exploit the Information in any manner without the prior written consent of SCBS.

Copyright©2012 SCB Securities Company Limited. All rights reserved.

CG Rating 2021 Companies with CG Rating

Companies with Excellent CG Scoring

AAV, ADVANC, AF, AH, AIRA, AKP, AKR, ALT, AMA, AMATA, AMATAV, ANAN, AOT, AP, ARIP, ARROW, ASP, AUCTION, AWC, AYUD, BAFS, BANPU, BAY, BBL, BCP, BCPG, BDMS, BEM, BGC, BGRIM, BIZ, BKH, BOL, BPP, BRR, BTS, BTW, BWG, CENTEL, CFRESH, CHEWA, CHO, CIMBT, CK, CKP, CM, CNT, COM7, COMAN, COTTO, CPALL, CPF, CPI, CPN, CRC, CSS, DDD, DELTA, DEMCO, DRT, DTAC, DUSIT, EA, EASTW, ECF, ECL, EE, EGCO, EPG, ETC, FPI, FPT, FSMART, GBX, GC, GCAP, GFPT, GGC*, GLAND, GLOBAL, GPI, GPSC, GRAMMY, GULF, GUNKUL, HANA, HARN, HMPRO, ICC, ICHI, III, ILINK, ILM, INTUCH, IP, IRPC, ITTEL, IVL, JSP, JWD, K, KBANK, KCE, KKP, KSL, KTB, KTC, LALIN, LANNA, LH, LHFG, LIT, LPN, MACO, MAJOR, MAKRO, MALEE, MBK, MBKET, MC, MCOT, METCO, MFEC, MINT, MONO, MOONG, MSC, MTC, MVP, NCL, NEP, NER, NHI, NOBLE, NSI, NVD, NWR, NYT, OISHI, OR, ORI, OSP, OTO, PACE, PACO, PAF, PCSGH, PDG, PDJ, PG, PHOL*, PLANB, PLANET, PLAT, PORT, PPS, PR9, PREB, PRG, PRM, PROUD, PSH, PSL, PTG, PTT, PTTEP, PTTGC, PYLON, Q-CON, QH, QTC, RATCH, RS, S, S & J, SAAM, SABINA, SAMART, SAMTEL, SAT, SC, SCB, SCC, SCCC, SCG, SCGP, SCM, SDC, SEAFCO, SEAOL, SE-ED, SELIC, SENA, SHR, SIRI, SIS, SITHAI, SMK, SMPK, SNC, SONIC, SPALI, SPI, SPRC, SPVI, SSSC, SST, STA, STEC*, STI, SUN, SUSCO, SUTHA, SVI*, SYMC, SYNTEC, TACC, TASC, TCAP, TEAMG, TFMAMA, TGH, THANA, THANI, THCOM, THG, THIP, THRE, THREL, TIP*, TIPCO, TISCO, TK, TKT, TMT, TNDT, TNITY, TOA, TOP, TPBI, TQM, TRC, TRU, TRUE, TSC, TSR, TSTE, TSTH, TTA, TTB, TTCL, TTW, TU, TVD, TVI, TVO, TWPC, U, UAC, UBIS, UV, VGI, VIH, WACOAL, WAVE, WHA, WHAUP, WICE, WINNER, ZEN

Companies with Very Good CG Scoring

2S, 7UP, ABICO, ABM, ACE, ACG, ADB, AEONTS, AGE, AHC, AIT, ALL, ALLA, ALUCON, AMANAH, AMARIN, APCO, APCS, APURE, AQUA, ASEFA, ASIAN, ASK, ATP30, BA, BC, BEC, BFIT, BJCHI, BR, CBG, CGH, CHAYO, CHOTI, CI, CMC, CPL, CRD, CSP, DCC, ASAP, ASIA, ASIMAR, ASN, B, BAM, BCH, BEYOND, BJC, BLA, BROOK, CEN, CHARAN, CHG, CHOW, CIG, COLOR, CPW, CSC, CWT, DCON, DHOUSE, DOD, DOHOME, DV8, EASON, EFORL, ERW, ESSO, ESTAR, ETE, FE, FLOYD, FN, FNS, FORTH, FSS, FTE, FVC, GEL, GENCO, GJS, GYT, HEMP, HPT, HTC, HYDRO, ICN, IFS, IMH, IND, INET, INSET, INSURE, IRC, IRPC, IT, ITD*, J, JAS, JCK, JCKH, JMART, JMT, KBS, KCAR, KEX, KGI, KIAT*, KISS, KOOL, KTIS, KUMWEL, KUN, KWC, KWM, L&E, LDC, LEO, LHK, LOXLEY, LRH, LST, M, MATCH, MBAX, MEGA, META, MFC*, MGT, MICRO, MILL, MITSIB, MK, MODERN, MTI, NBC, NCAP, NCH, NETBAY, NEX, NINE, NRF, NTV, OCC, OGC, PATO, PB, PICO, PIMO, PJW, PL, PM, PMTA, PPP, PPPM, PRIME, PRIN, PRINC, PSTC, PT, QLT, RBF, RCL, RICHY, RML, ROJNA, RPC, RT, RWI, S11, SA, SAK, SALEE, SAMCO, SANKO, SAPPE, SAWAD, SCI, SCN, SCP, SE, SFLEX, SFP, SFT, SGF, SIAM, SINGER, SKE, SKN, SKR, SKY, SLP, SMT, SNT, SNP, SO, SORKON, SPA, SPC, SPCG, SR, SRICHA, SSC, SSF, STANLY, STGT, STOWER*, STPI, SUC, SWC, SYNEX, T, TAE, TAKUNI, TBSP, TCC, TCMC, TEAM, TFG, TFI, TIGER, TITLE, TKN, TKS, TM, TMC, TMD, TMI, TMILL, TNL, TNP, TOG, TPA, TPAC, TPCS, TPS, TRITN, TRT, TSE, TVT, TWP, UEC, UMI, UOBKH, UP, UPF, UPOIC, UTP, VCOM, VL, VNT, VPO, VRANDA, WGE, WIJK, WP, XO, XPG, YUASA

Companies with Good CG Scoring

A, AI, AIE, AJ, AMC, APP, AQ, ARIN, AS, AU, B52, BEAUTY, BGT, BH, BIG, BLAND, BM, BROCK, BSBM, BSM, BYD*, CCP, CITY, CMO, CPT, CSR, EKH, EP, FMT, GLOCON*, GSC, HTECH, IHL, INGRS, JAK, JTS, KASET, KK, KWG, LEE, BTNC, CAZ, CGD, CMAN, CMR, CRANE, D, EMC, F&D, GIFT, GREEN, GTB, HUMAN, IIG, INOX, JR, JUBILE, KCM, KKC, KYE, LPH, MATI, M-CHAI, MCS, MDX, MJD, MORE, MUD, NC, NDR, NFC, NNCL, NOVA, NPK, NUSA, OCEAN, PAF, PF, PK, PLE, PPM, PRAKIT, PRAPAT, PRECHA, PTL, RCI*, RJH, RP, RPH, RSP, SABUY, SF, SGP, SICT, SIMAT, SISB, SK, SMART, SOLAR, SPACK, SPG, SQ, SSP, STARK, STC, SUPER, SVOA, TC, TCCC, THMUI, TNH, TNR, TOPP, TPCH, TPIPL, TPIPP, TPLAS, TPOLY, TQR, TTI, TYCN, UKEM, UMS, UNIQ, UPA, UREKA, VIBHA, W, WIN, WORK, WPH, YGG, ZIGA

Corporate Governance Report

The material contained in this publication is for general information only and is not intended as advice on any of the matters discussed herein. Readers and others should perform their own independent analysis as to the accuracy or completeness or legality of such information. The Thai Institute of Directors, its officers, the authors and editor make no representation or warranty as to the accuracy, completeness or legality of any of the information contained herein. By accepting this document, each recipient agrees that the Thai Institute of Directors Association, its officers, the authors and editor shall not have any liability for any information contained in, or for any omission from, this publication.

The survey result is as of the date appearing in the Corporate Governance Report of Thai Listed Companies. As a result, the survey result may be changed after that date. SCB Securities Company Limited does not conform nor certify the accuracy of such survey result.

To recognize well performers, the list of companies attaining "Good", "Very Good" and "Excellent" levels of recognition

(Not including listed companies qualified in the "no announcement of the results" clause from 1 January 2020 to 26 October 2021) is publicized.

¹ TIP was voluntarily delisted from the Stock Exchange of Thailand effectively on July 24, 2021

² RCI was voluntarily delisted from the Stock Exchange of Thailand, effectively on July 16, 2021

* บริษัทหรือกรรมการหรือผู้บริหารของบริษัทที่มีข่าวด้านกฏการกีดกันผู้ถือหุ้น เช่น การกระทำความผิดเกี่ยวกับหลักทรัพย์ การทุจริต คอรัปชั่น เป็นต้น ซึ่งการใช้ข้อมูล CGR ควรตระหนักถึงข้อดังกล่าวประกอบด้วย

Anti-corruption Progress Indicator

Certified (ได้รับการรับรอง)

2S, 7UP, ADVANC, AF, AI, AIE, AIRA, AKP, AMA, AMANAH, AMATA, AMATAV, AP, APCS, AQUA, ARROW, AS, ASIAN, ASK, ASP, AWC, AYUD, B, BAFS, BAM, BANPU, BAY, BBL, BCH, BCP, BCPG, BEB, BEYOND, BGC, BGRIM, BKH, BLA, BPP, BROOK, BRR, BSBM, BTS, BWG, CEN, CENTEL, CFRESH, CGH, CHEWA, CHOTI, CHOW, CIG, CIMBT, CM, CMC, COM7, COTTO, CPALL, CPF, CPI, CPN, CSC, DCC, DELTA, DEMCO, DIMET, DRT, DTAC, DUSIT, EA, EASTW, ECL, EGCO, EP, EPG, ERW, ESTAR, ETE, FE, FNS, FPI, FPT, FSMART, FSS, FTE, GBX, GC, GCAP, GEL, GFPT, GGC, GJS, GPI, GPSC, GSTEEL, GULF, GUNKUL, HANA, HARN, HEMP, HENG, HMPRO, HTC, ICC, ICHI, IFS, ILINK, INET, INSURE, INTUCH, IRC, IRPC, ITTEL, IVL, JKN, JR, K, KASET, KBANK, KBS, KCAR, KCE, KGI, KKP, KSL, KTB, KTC, KWI, L&E, LANNA, LH, LHFG, LHK, LPN, LRH, M, MAKRO, MALEE, MATCH, MBAX, MBK, MC, MCOT, META, MFC, MFLC, MILL, MINT, MONO, MOONG, MSC, MST, MTC, MTI, NATION, NBC, NEP, NINE, NHI, NOBLE, NOK, NSI, NWR, OCC, OGC, ORI, PAP, PATO, PB, PCSGH, PDG, PDJ, PG, PHOL, PK, PL, PLANB, PLANET, PLAT, PM, PPT, PPPM, PPS, PR9, PREB, PRG, PRINC, PRM, PROS, PSH, PSL, PSTC, PT, PTG, PTT, PTTEP, PTTGC, PYLON, Q-CON, QH, QLT, QTC, RATCH, RML, RWI, S & J, SAAM, SABINA, SAPPE, SAT, SC, SCB, SCC, SCCC, SCG, SCGP, SCM, SCN, SEAOL, SE-ED, SELIC, SENA, SGP, SINGER, SIRI, SITHAI, SKR, SMT, SNT, SMPK, SNC, SNP, SORKON, SPACK, SPALI, SPC, SPI, SPRC, SRICHA, SSF, SSP, SSSC, SST, STA, STOWER, SUSCO, SVI, SYMC, SYNTEC, TAE, TAKUNI, TASC, TCAP, TCMC, TFG, TFI, TFMAMA, TGH, THANI, THCOM, THIP, THRE, THREL, TIDLOR, TIPCO, TISCO, TKS, TKT, TMILL, TMT, TNITY, TNL, TNP, TNR, TOG, TOP, TOPP, TPA, TPCS, TPP, TRU, TRUE, TSC, TSTE, TSTH, TTA, TTB, TTCL, TU, TVDH, TVI, TVO, TWPC, U, UBE, UBIS, UEC, UKEM, UOBKH, UPF, UV, VGI, VIH, WACOAL, WHA, WHAUP, WICE, WIJK, XO, YUASA, ZEN, ZIGA

Declared (ประกาศเจตนาแนบ)

AH, AJ, ALT, APCO, B52, BEC, CHG, CI, CPL, CPR, CPW, CRC, DDD, DHOUSE, DOHOME, ECF, EKH, ETC, EVER, FLOYD, GLOBAL, III, ILM, INOX, JTS, KEX, KUMWEL, LDC, MAJOR, MEGA, NCAP, NOVA, NRF, NUSA, NYT, OR, PIMO, PLE, RS, SAK, SIS, STECH, STGT, SUPER, SVT, TKN, TMI, TQM, TSI, VARO, VCOM, VIBHA, WIN

N/A

3K-BAT, A, A5, AAV, ABICO, ABM, ACAP, ACC, ACE, ACG, ADB, ADD, AEONTS, AFC, AGE, AH, AIT, AJA, AKR, ALL, ALLA, ALPHAX, ALUCON, AMARIN, AMC, AMR, ANAN, AOT, APEX, APP, APURE, AQ, ARIN, ARIP, ASAP, ASEFA, ASIA, ASIMAR, ASN, ASW, ATP30, AU, AUCTION, BA, BBGI, BBIK, BC, BCT, BDMS, BEAUTY, BEM, BFIT, BGT, BH, BIG, BIOTECH, BIS, BIZ, BJC, BJCHI, BKD, BLAND, BLESS, BLISS, BM, BOL, BR, BRI, BROCK, BSM, BTNC, BTW, BUI, BYD, CAZ, CBG, CCET, CCP, CEYE, CGD, CHARAN, CHAYO, CHIC, CHO, CITY, CIVIL, CK, CKP, CMAN, CMO, CMR, CNT, COLOR, COMAN, CPANEL, CPH, CPT, CRANE, CRD, CSP, CSR, CSS, CTW, CV, CWT, D, DCON, DITTO, DMT, DOD, DPAINT, DTIC, DV8, EASON, EE, EFORL, EMC, ESSO, F&D, FANCY, FMT, FN, FORTH, FTI, FVC, GENCO, GIFT, GL, GLAND, GLOCON, GLORY, GRAMMY, GRAND, GREEN, GSC, GTB, GYT, HFT, HL, HPT, HTECH, HUMAN, HYDRO, ICN, IFEC, IHL, IIG, IMH, IND, INGRS, INSET, IP, IRPC, IT, ITD, J, JAK, JAS, JCK, JCKH, JCT, JDF, JMART, JMT, JP, JUBILE, JWD, KAMART, KC, KCC, KCM, KDH, KIAT, KISS, KK, KKC, KOOL, KTIS, KUN, KWC, KWM, KYE, LALIN, LEE, LEO, LIT, LOXLEY, LPH, LST, MACO, MANRIN, MATI, MAX, M-CHAI, MCS, MDX, MENA, METCO, MGT, MICRO, MIDA, MITSIB, MJD, MK, ML, MODERN, MORE, MPIC, MUD, MVP, NC, NCH, NCL, NDR, NER, NETBAY, NEW, NEWS, NEX, NFC, NNCL, NPK, NSL, NTV, NV, NVD, OHTL, OISHI, ONEE, OSP, OTO, PACE, PACO, PAF, PEACE, PERM, PF, PICO, PIN, PJW, PLUS, PMTA, POLAR, POMUI, PORT, POST, PPM, PRAKIT, PRAPAT, PRECHA, PRIME, PRIN, PRO, PROEN, PROUD, PSG, PTC, PTECH, PTL, RAM, RBF, RCL, RICHY, RJH, ROCK, ROH, ROJNA, RP, RPC, RPH, RSP, RT, S, S11, SA, SABUY, SAFARI, SALEE, SAM, SAMART, SAMCO, SAMTEL, SANKO, SAUCE, SAWAD, SCAJ, SCP, SDC, SE, SEAFCO, SECURE, SENAJ, SFLEX, SFP, SFT, SGF, SHANG, SHR, SIAM, SICT, SIMAT, SISB, SK, SKE, SKN, SKY, SLM, SLP, SMART, SMD, SMT, SNNP, SO, SOLAR, SONIC, SPA, SPCG, SPG, SPVI, SQ, SR, SSC, SSS, STANLY, STARK, STC, STEC, STHAI, STI, STP, STPI, SUN, SUN, SUTHA, SVH, SVOA, SWC, SYNEX, TACC, TAPAC, TC, TCC, TCCC, TCJ, TCOAT, TEAM, TEAMG, TEKA, TFM, TGPRO, TH, THAI, THANA, THE, THG, THL, THMUI, TIGER, TIPH, TITLE, TK, TKC, TLI, TM, TMC, TMD, TNDT, TNH, TNPC, TOA, TPAC, TPBI, TPCH, TPIPL, TPIPP, TPLAS, TPOLY, TPS, TQR, TR, TRC, TRITN, TRT, TRUBB, TRV, TSE, TSF, TSR, TTI, TTT, TTW, TVT, TWP, TWZ, TYCN, UAC, UMI, UMS, UNIQ, UP, UPA, UPOIC, UREKA, UTP, UVAN, VL, VNG, VPO, VRANDA, W, WAVE, WFX, WGE, WINMED, WINNER, WORK, WORLD, WP, WPH, XPG, YGG, YONG

Explanations

Companies participating in Thailand's Private Sector Collective Action Coalition Against Corruption programme (Thai CAC) under Thai Institute of Directors (as of May 9, 2022) are categorised into: companies that have declared their intention to join CAC, and companies certified by CAC.