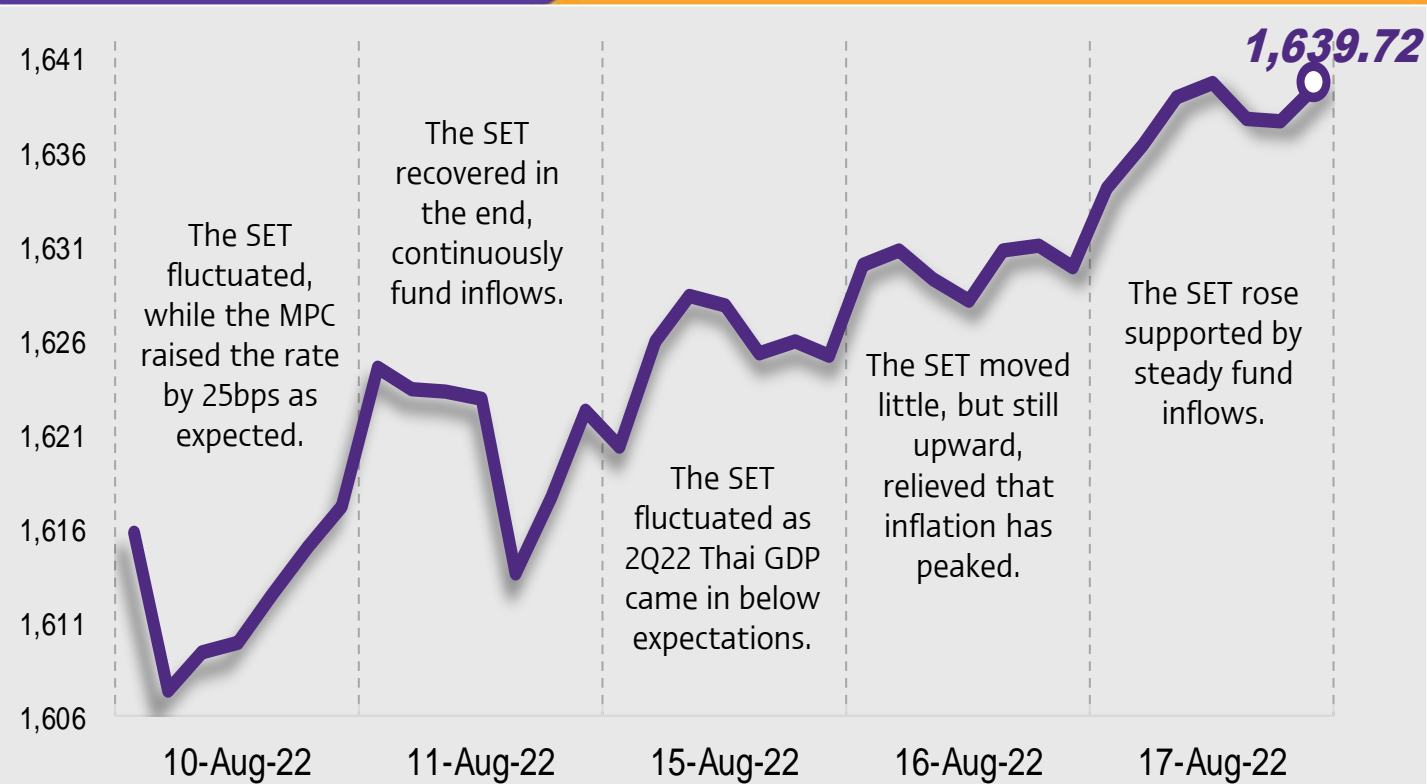




## Support - Resistances

1629/1618 – 1643/1650



## Market today

**“If the index falls below 1,629, the direction will be downward.”**

The SET is expected to be sentimentally negatively affected by US markets after the Fed Minutes reported it would move forward on raising interest rates to tackle inflation; technical signals suggest overbought and divergence. Therefore, be cautious around the lower bound of 1,629, and a fall below that is a negative sign. Yesterday the market did not break through resistance of 1,643.



## Today's highlights

- The Fed Minutes of 26-27 July reports that the Fed officials will move forward on raising an interest rate to reduce inflation down to a controllable level. US retail sales is stable in July.
- Sichuan province has ordered factories to pause operating for 6 days to solve scarce energy crisis due to heat wave, expecting an impact on semiconductor and solar cell production.
- The FTI worries a return of lacking semiconductor problem affecting appliances and electronics manufacturing and exports in the next year around Bt220bn.
- The Ministry of Finance expects EEC to help pushing GDP to grow around 5-10% in the future, while the BOI board approves 4 investment projects with a total value of Bt44.5bn.
- The TAT remains this year tourist target at 10 million after the number of tourists YTD is 4 million. Bloomberg forecasts that in the second-half year Thai baht will be the strongest in Asia, supported by returning of tourists to Thailand.
- Minister of Public Health said the hemp and cannabis control act is expected to finish in August 19, adding value on upstream and downstream by Bt50bn.
- Ministry of Tourism and Sports prepares to propose the CCSA of zoning entertainment places to open until 4 a.m.



## Strategy today

Market risk level has begun to come down after US inflation slowed, which may lead the Fed to step down from the decision to raise interest rate by 75bps over the rest of this year. This is positive for the investment climate. However, the risk from the prolonged Russia-Ukraine war and recession in Europe means caution needs to continue. We recommend “selective buy” in good quality assets with specific positive drivers.

See the end of this report for disclaimer



## Trading today

**Weekly portfolio:** Although market risk is reduced by slower inflation, caution is still warranted in view of the possibility of a recession. We recommend to invest in good quality stocks with specific positive drivers:

- 1) Big-cap stocks that benefit from fund inflow and whose valuations are not high – KBANK and BDMS;
- 2) Stocks that benefit from the return of tourists and with good profit growth momentum both YoY and QoQ – ERW, MINT, CRC and AOT;
- 3) Stocks whose 2H22 operations are poised to do well and offer an interim dividend between Aug–Sept – PTT, BCP, LH and SPALI.

**In the short term we recommend avoid or be cautious of investing** in stocks that have negative factors pressuring earnings reports and stock prices:

- 1) Stocks expected to be hurt by the sentiment surrounding the cut in vehicle export target due to chip shortages – NYT, SAT, AH and STANLY;
- 2) Stocks in the Electronics sector as prices have already risen to a high level. Particularly as recent guidance by a leading global technology stock is not hopeful and orders are slowing – DELTA and KCE.
- 3) Bulk freight stocks that will be hit by negative sentiment after a continuous decrease in BDI – PSL and TTA.



## Daily focus

**PTT:** Operating results remain strong, though we expect 2H22 profit to slip on lower stock gain and abnormally high GRM in 1H22. Plus, there is still upside risk from an interim dividend, which will be a short-term catalyst.

**AMATA:** In 2H22 we expect Thailand's full reopening and return of investment expansion will support this year's sales and land transfers, while utility businesses will continue to grow an average of 10%, supporting 2022 profit, which is estimated to grow 28% to Bt1.8bn.



## Today's reports

**BJC** – Driven by strong sales growth in 2H22F

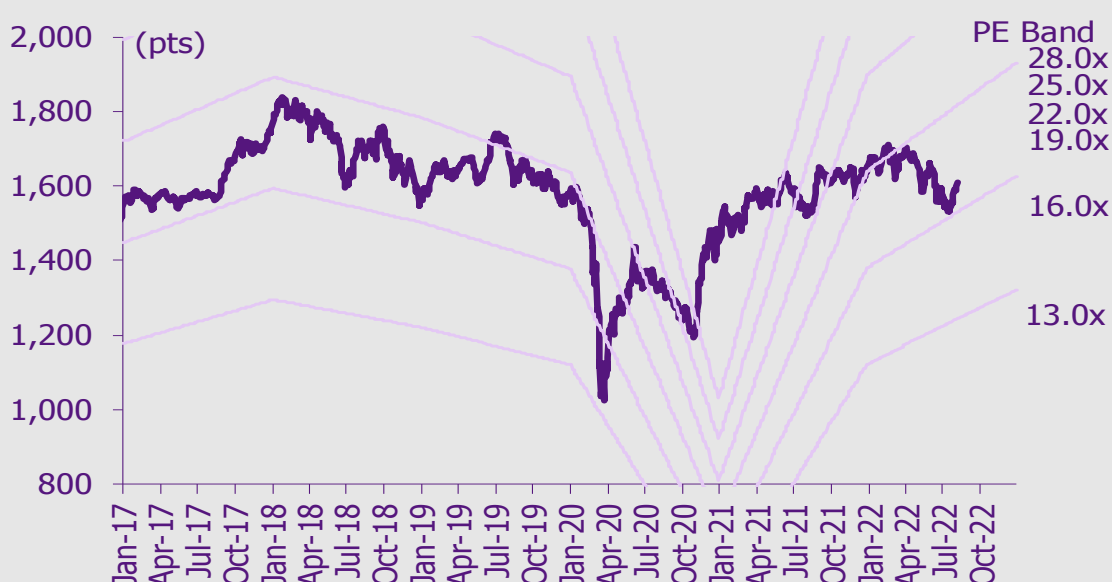
**CRC** – Raised 2022F sales and margin targets

**TIDLOR** – Raised credit cost guidance

## What to watch

Date	Event
15 Aug	<b>Economic release:</b> JP – Revised industrial production for Jun
16 Aug	<b>Economic release:</b> EU – Trade balance for Jun, US – Industrial production for Jul
17 Aug	<b>Economic release:</b> JP – Trade balance for Jul, EU – Flash GDP for 2Q22, US – Retail sales for Jul, crude oil inventories
18 Aug	<b>Economic release:</b> EU – Final CPI for Jul, US – Unemployment claims
19 Aug	<b>Economic release:</b> JP – National core CPI for Jul <b>Event:</b> Announcement date of Sep 2022 FTSE Global Index Series inclusion/exclusion levels

## SET Index movement



See the end of this report for disclaimer

## SET index series

Index	17 Aug (pts)	Chg (pts)	Chg (%)	Value (Btmn)
SET	1,639.72	9.77	0.60	74,639.67
SET50	991.48	4.80	0.49	42,879.61
SET100	2,242.60	12.62	0.57	52,967.50
sSET	1,055.60	7.25	0.69	3,302.90
SETCLMV	1,026.97	7.16	0.70	32,920.16
SETHD	1,182.08	4.48	0.38	14,956.44
SETTHSI	1,034.53	5.42	0.53	42,442.55
SETWB	1,006.11	6.48	0.65	15,404.87
mai	615.37	6.58	1.08	3,969.06

## Trading summary by investor type

(Btmn)	17 Aug	WTD	MTD	YTD
<b>Foreign</b>				
Net	5,701	16,480	35,037	152,387
Breakdown (%)	45.56	47.37	47.06	47.14
<b>Institution</b>				
Net	1,339	(718)	(8,487)	(107,299)
Breakdown (%)	8.81	8.56	9.17	7.97
<b>PropTrade</b>				
Net	(1,129)	(4,174)	(4,681)	(3,659)
Breakdown (%)	9.27	9.09	8.97	8.61
<b>Individual</b>				
Net	(5,911)	(11,588)	(21,868)	(41,429)
Breakdown (%)	36.36	34.98	34.79	36.28

% of total trade value for each investor type

## S50 futures trading by foreign investors

(Contract)	17-Aug	WTD	MTD	YTD
Foreign	19,288	43,658	133,893	139,126
Institution	1,072	(3,819)	3,665	8,577
Customer	(20,360)	(39,839)	(137,558)	(147,703)















## Bond trading by foreign investors

(Btmn)	17-Aug	WTD	MTD	YTD
Buy	3,503	17,503	53,854	737,329
Sell	2,444	6,892	27,508	606,207
Net	1,059	10,611	26,346	131,122

Investment Strategy Department

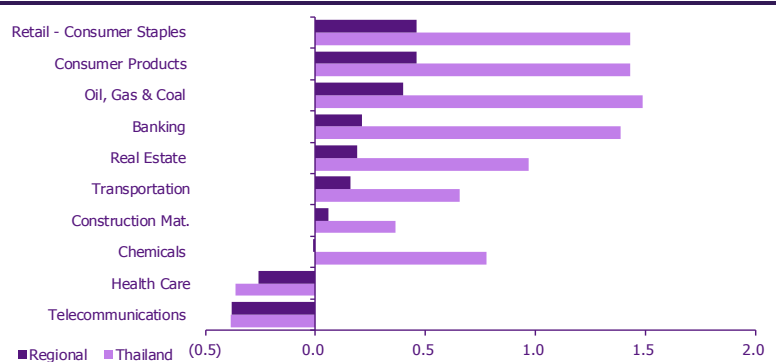
# Market update

## Global market movement

	17-Aug	Index	Chg (pts)	Performance (%)				PE (x)		EPS gth (%)		PBV (x)		ROE (%)	
				1D	WTD	MTD	YTD	22F	23F	22F	23F	22F	23F	22F	23F
S&P 500		4,274	(31.16)	(0.7)	(0.1)	3.5	(10.3)	18.8	17.5	17.3	7.6	4.0	3.6	22.3	22.5
Euro Stoxx 600		439	(4.04)	(0.9)	(0.4)	0.2	(10.0)	12.2	11.9	28.3	3.1	1.7	1.6	12.5	12.1
Japan		29,223	353.86	1.2	2.4	5.1	1.5	16.4	15.4	1.5	6.9	1.7	1.6	9.9	10.1
Hang Seng		19,922	91.93	0.5	(1.3)	(1.2)	(14.9)	10.2	9.0	(25.6)	13.6	1.1	1.0	11.3	11.2
MSCI Asia x J		651	1.31	0.2	(0.2)	1.3	(17.6)	12.8	11.7	(0.3)	9.2	1.5	1.4	11.7	11.5
Philippines		6,819	(31.65)	(0.5)	1.8	8.0	(4.3)	16.2	13.7	23.7	18.4	1.6	1.5	8.6	9.6
Indonesia		7,133	0.00	0.0	0.1	2.6	8.4	16.7	15.5	40.3	7.4	2.1	1.9	(7.1)	(6.7)
Malaysia		1,518	(0.62)	(0.0)	0.8	1.7	(3.1)	14.7	14.1	(0.9)	4.4	1.5	1.4	10.2	11.3
Thailand		1,640	9.77	0.6	1.1	4.0	(1.1)	15.9	15.0	19.7	5.9	1.7	1.6	8.6	9.1
<b>Asean 4 - simple avg.</b>				<b>0.0</b>	<b>0.9</b>	<b>4.1</b>	<b>(0.0)</b>	<b>15.9</b>	<b>14.6</b>	<b>20.7</b>	<b>9.0</b>	<b>1.7</b>	<b>1.6</b>	<b>5.1</b>	<b>5.8</b>
China		3,293	14.64	0.4	0.5	1.2	(9.5)	11.4	10.0	17.7	14.2	1.3	1.2	11.1	10.9
India		60,260	417.92	0.7	1.3	4.7	3.4	22.1	19.0	17.0	16.3	3.3	3.0	15.2	15.4
Singapore		3,263	8.97	0.3	(0.2)	1.6	4.5	12.5	11.0	13.3	13.7	1.1	1.0	9.1	9.9
Taiwan		15,465	44.88	0.3	1.2	3.1	(15.1)	10.7	11.2	9.3	(4.8)	2.0	1.8	21.5	18.0
Korea		2,516	(17.05)	(0.7)	(0.5)	2.7	(15.5)	10.5	9.8	(0.1)	7.4	1.0	0.9	7.4	11.1
<b>Others</b>				<b>0.2</b>	<b>0.5</b>	<b>2.6</b>	<b>(6.4)</b>	<b>13.5</b>	<b>12.2</b>	<b>11.4</b>	<b>9.4</b>	<b>1.7</b>	<b>1.6</b>	<b>12.8</b>	<b>13.1</b>

## Regional sector movement

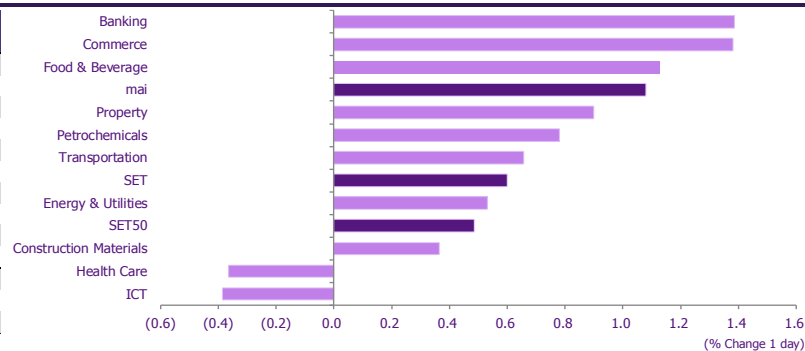
	Price performance (%) *			
	17-Aug	WoW	MoM	YTD
Banking	0.21	0.86	4.65	(9.33)
Chemicals	(0.01)	1.28	8.16	1.31
Construction Mat.	0.06	1.37	5.70	(3.29)
Consumer Products	0.46	0.93	3.10	(0.59)
Health Care	(0.26)	(0.37)	0.70	(13.46)
Oil, Gas & Coal	0.40	0.48	5.70	0.72
Real Estate	0.19	1.73	(6.21)	(19.44)
Retail - Consumer Staples	0.46	0.93	3.10	(0.59)
Telecommunications	(0.38)	0.95	4.42	(12.25)
Transportation	0.16	1.21	3.68	(5.50)



\* Regional sector price performances (%) are based on US\$ and Thai sector price performances (%) are based on baht

## Thailand sector movement

	Price performance (%)			
	17-Aug	WoW	MTD	YTD
Banking	1.39	2.21	4.58	(8.14)
Commerce	1.38	1.26	3.01	(3.17)
Construction Materials	0.36	0.85	0.37	(5.67)
Energy & Utilities	0.53	1.19	4.26	2.28
Food & Beverage	1.13	1.79	4.04	0.03
Health Care	(0.36)	3.08	3.67	22.52
ICT	(0.39)	(0.78)	1.95	(9.13)
Petrochemicals	0.78	2.15	4.61	(7.09)
Property	0.90	1.56	4.59	3.14
Transportation	0.66	(0.43)	2.09	8.06
SET	0.60	1.39	4.02	(1.08)
SET50	0.49	0.85	3.42	0.07
MAI	1.08	(0.21)	5.83	5.71



## 10 Most active stocks by value

Stock	Price (Bt)	Value (Btmn)	Chg (%)
KBANK	154.00	5,129.77	1.65
PTT	37.75	3,367.24	0.67
DELTA	586.00	2,900.92	(0.68)
BANPU	14.00	2,386.27	2.94
BH	193.50	2,153.57	2.11
CPALL	60.75	2,074.97	2.10
TOP	57.00	1,820.76	1.79
BDMS	27.75	1,772.29	(1.77)
AOT	72.00	1,570.18	0.70
SCB	108.00	1,566.51	1.89

## Top 10 gainers

Stock	Price (Bt)	Value (Btmn)	Chg (%)
SUTHA	5.70	207.09	29.55
AFC	14.00	175.36	12.90
PRG	13.60	69.13	12.40
B	0.46	33.43	12.20
TC	9.95	201.37	11.80
CPL	3.90	310.79	10.80
VPO	1.45	30.40	9.02
JDF	3.48	77.50	8.75
PLUS	7.75	140.83	8.39
NFC	7.95	599.84	8.16

## Top 10 losers

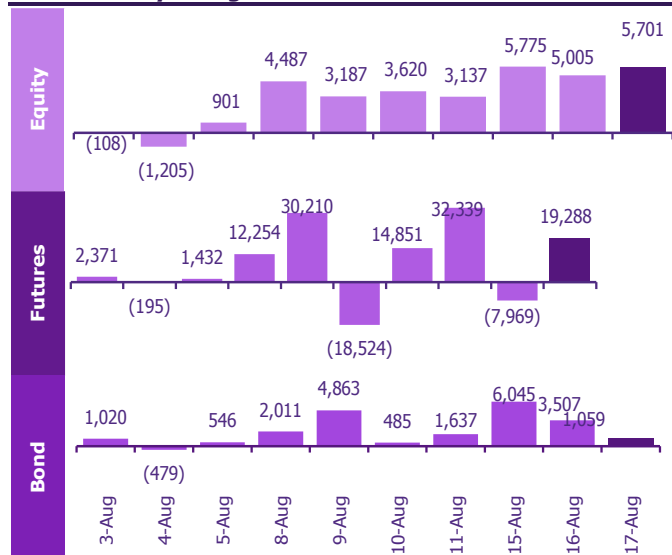
Stock	Price (Bt)	Value (Btmn)	Chg (%)
KKC	0.44	4.35	(26.67)
TTI	39.75	3.15	(12.64)
KWI	3.76	140.68	(12.56)
TSR	5.05	119.96	(9.82)
INSURE	538.00	27.14	(8.19)
SDC	0.23	6.09	(8.00)
NSI	175.00	88.53	(5.41)
TRITN	0.18	3.20	(5.26)
CHOTI	130.50	0.83	(5.09)
BIOTEC	1.15	37.72	(4.96)

## Fund flow monitor

### Regional foreign fund flows to equity

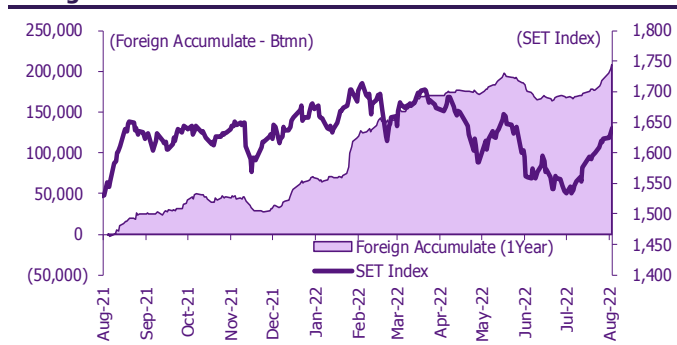
(US\$ Mn)	Thailand	Indonesia	Philippines	Malaysia	Vietnam	India	Taiwan	South Korea	Japan
<b>Daily</b>									
17-Aug-22	161		15		(2)		(55)	26	
16-Aug-22	141	64	23	39	23		(161)	131	
15-Aug-22	163	14	6	31	3		(90)		
12-Aug-22		52	(105)	49	6	1,790	283	(5)	
11-Aug-22	89	45	17	51	3	283	449	160	
<b>Weekly</b>									
<b>WTD</b>	<b>465</b>	<b>78</b>	<b>44</b>	<b>70</b>	<b>23</b>	<b>2,579</b>	<b>(307)</b>	<b>157</b>	<b>452</b>
12-Aug-22	408	284	(201)	111	4	2,579	(130)	121	0
5-Aug-22	114	(186)	13	88	62	1,860	(431)	1,282	452
29-Jul-22	119	130	10	30	63	750	417	544	(903)
22-Jul-22	24	3	(14)	34	24	1,194	(104)	733	2,191
<b>Monthly</b>									
<b>MTD</b>	<b>987</b>	<b>176</b>	<b>(143)</b>	<b>269</b>	<b>89</b>	<b>4,439</b>	<b>(867)</b>	<b>1,559</b>	<b>452</b>
Jul-22	128	(150)	(80)	28	(18)	836	(626)	1,363	4,963
Jun-22	(841)	(501)	(207)	(291)	89	(6,342)	(7,724)	(4,796)	(9,556)
May-22	592	(243)	(350)	18	138	(4,871)	57	170	(1,993)
YTD	4,556	4,295	(999)	1,757	146	(23,281)	(35,562)	(13,165)	5,988

### Thailand daily foreign net flows

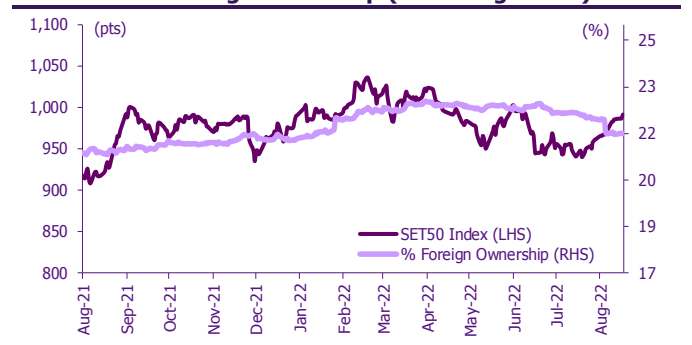


	Equity (Btmn)	SET50 futures (Contract)	Bond (Btmn)*	Bond (Btmn)
<b>Daily</b>				
17-Aug-22	5,701	19,288	3,817	1,059
<b>Weekly</b>				
<b>WTD</b>	<b>16,480</b>	<b>43,658</b>	<b>8,622</b>	<b>10,611</b>
11-Aug-22	14,431	38,791	7,600	8,997
5-Aug-22	4,125	51,444	9,894	6,738
27-Jul-22	4,376	31,678	6,042	(1,921)
22-Jul-22	889	41,330	7,837	(2,455)
<b>Monthly</b>				
<b>MTD</b>	<b>35,037</b>	<b>133,893</b>	<b>26,116</b>	<b>26,346</b>
Jul-22	4,721	33,437	6,426	(3,593)
Jun-22	(29,387)	(101,334)	(19,303)	(14,819)
May-22	20,284	109,007	21,576	30,012
<b>Quarterly</b>				
<b>QTD</b>	<b>1,765</b>	<b>(59,103)</b>	<b>(11,018)</b>	<b>22,811</b>
1Q22	110,864	30,899	6,488	85,559
4Q21	28,128	44,270	8,986	110,523
3Q21	(443)	6,232	1,282	21,383
2Q21	(46,593)	(7,583)	(994)	76,603
<b>YTD</b>				
2021	(48,578)	27,284	6,522	212,522
2020	(264,386)	(6,418)	(1,541)	(35,245)

### Foreign net flow and SET movement



### SET50 and its foreign ownership (excluding NVDR)



### Foreign buy/sell activity monitor

#### Most foreign holding value change

	Fgn hld (%)	Δ Fgn (M.shares)	Buy* (Btmn)
PTT	8.66	22.01	831
AOT	9.31	7.92	571
SCB	18.08	4.77	516
HMPRO	13.71	16.36	231
CRC	13.95	5.75	227
HANA	55.48	4.67	221
IVL	71.13	4.85	214
BH	26.02	1.06	206
SCGP	4.84	3.41	199
BGRIM	40.04	4.12	162

	Fgn hld (%)	Δ Fgn (M.shares)	Sell* (Btmn)
CPALL	32.26	(15.79)	(959)
BDMS	21.22	(21.90)	(608)
KBANK	41.74	(3.59)	(553)
TIPH	4.30	(3.20)	(180)
AP	24.90	(16.53)	(170)
PTTEP	15.03	(0.89)	(139)
BBL	24.23	(0.72)	(99)
SCC	11.75	(0.26)	(95)
ADVANC	35.42	(0.43)	(86)
MTC	6.60	(1.56)	(71)

#### Top-5 NVDR net buy/sell

	Buy* (Btmn)	Sell* (Btmn)
BANPU	489	(274)
BH	254	(241)
BBL	205	(188)
PTG	189	(131)
SCB	177	(106)
BDMS	158	(80)
GULF	149	(64)
TOP	143	(62)
OR	127	(58)
CBG	125	(50)

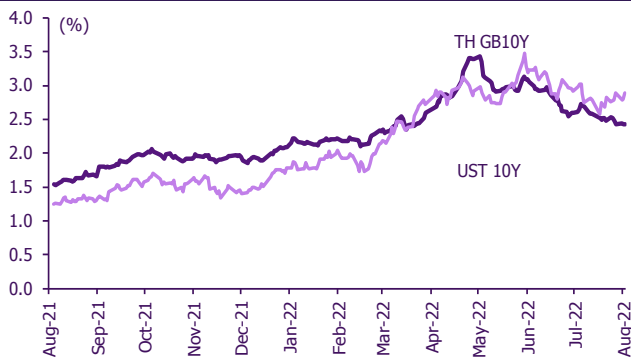
\* SCBS Investment Research estimates

# Multi-asset price update

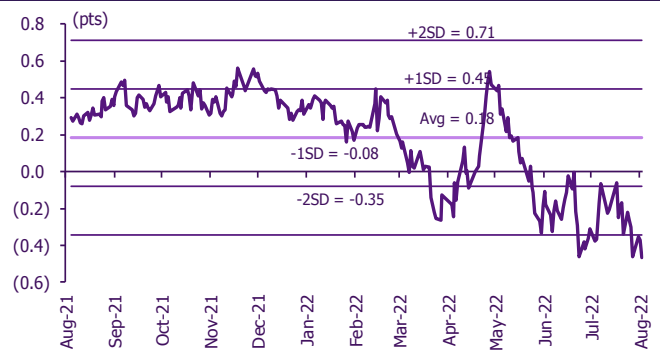
## Key indicator update

	Close	17-Aug	WoW	MoM	YoY	YTD
<b>Financial market condition</b>						
VIX Index	19.90	1.07	0.81	(21.34)	11.11	15.56
Europe CDS (bps)	98.808	4.19	1.05	(21.47)	52.34	50.93
LIBOR OIS Spread (bps)	0.16567	(1.39)	(2.37)	(3.40)	13.11	7.55
TED Spread (bps)	0.3532	(2.04)	(0.07)	(6.31)	28.68	17.45
<b>Exchange rate</b>						
Dollar Index	106.67	0.18	1.40	(0.70)	14.53	11.49
USD/THB	35.48	0.26	0.55	(3.20)	6.24	6.86
EUR/USD	1.02	0.09	(1.18)	0.31	(13.10)	(10.48)
USD/JPY	135.07	0.63	1.60	(2.17)	23.32	17.38
<b>Bond: (Change in basis points)</b>						
TH Gov Bond 2Y	1.50%	(2.06)	(9.43)	(21.48)	104.08	84.20
TH Gov Bond 10Y	2.43%	(0.10)	(4.78)	(17.71)	88.77	53.41
US Gov Bond 2Y	3.29%	2.12	7.49	12.92	307.98	256.09
US Gov Bond 10Y	2.90%	8.37	12.71	(7.03)	163.41	138.88
<b>Commodities</b>						
CRB Index	591.63	0.00	0.83	2.26	4.53	2.30
Gold (US\$/oz)	1,761.37	(0.76)	(1.67)	3.11	(1.31)	(3.71)
Gross Refining Margin (US\$/bbl)	20.97	4.75	36.43	14.97	n.m.	243.21
Dubai Crude (US\$/bbl)	93.46	0.00	(3.51)	9.77	34.80	27.71
NYMEX Crude (US\$/bbl)	88.11	1.83	(4.16)	(14.12)	32.32	81.90
Baltic Dry Index (pts)	1,394.00	0.50	(12.44)	(35.52)	(61.88)	(37.12)

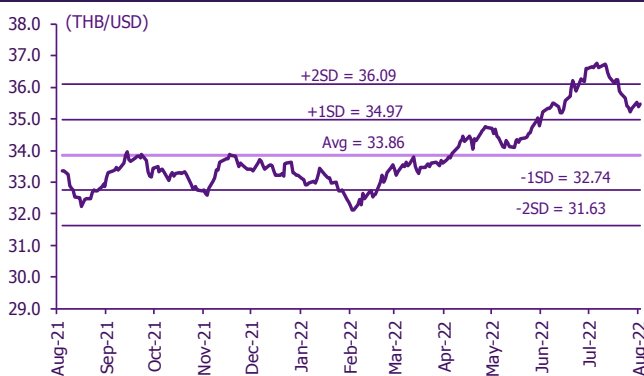
### Thai and US 10-year government bond yield



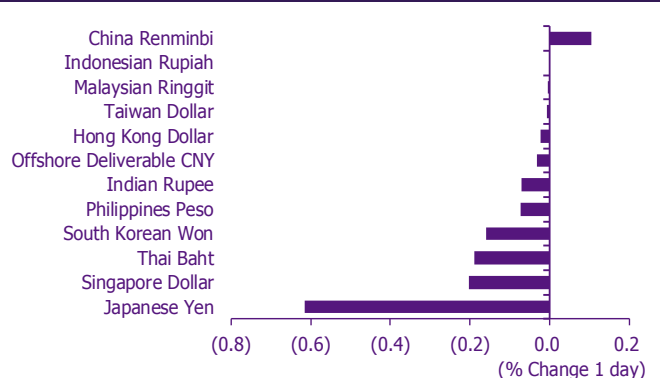
### Thai and US 10-year government bond spread



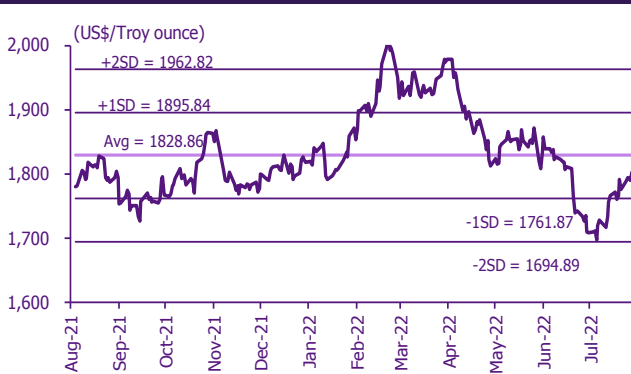
### THB/USD exchange rate



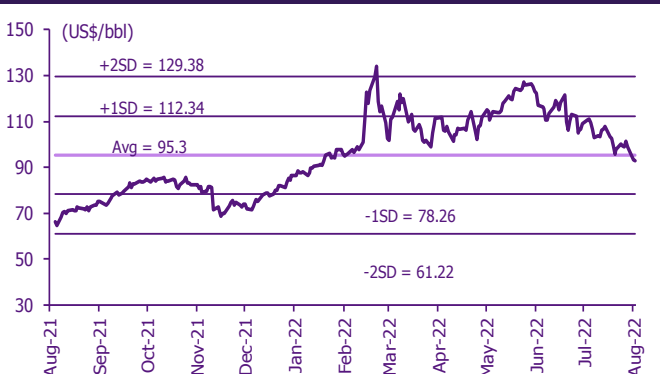
### Regional foreign exchange rate spot return



### Gold



### Brent crude



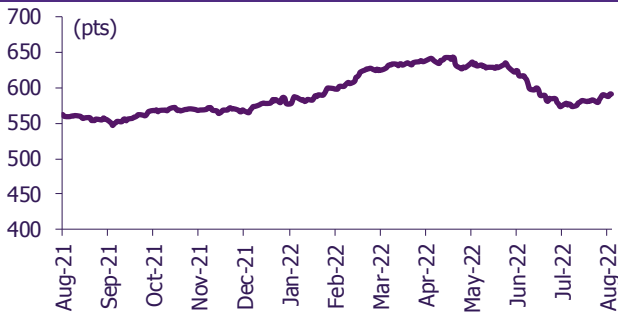
# Commodities daily price update

	As of 17-Aug-22	-1W %	Avg. Price QTD in 3Q22	% QoQ	% YoY	Avg. Price in '21	% YoY	Avg. Price in '22	% YoY	Update
<b>CRB Index</b>	<b>591.63</b>	1.4	582.32	(7.5)	4.4	535.54	36.83	609.68	13.8	Daily
<b>Energy Prices</b>										
Crude Oil - Dubai (US\$/bbl)	<b>91.13</b>	(6.1)	103.32	(5.2)	44.8	68.86	63.18	103.02	49.6	Daily
Brent Crude (US\$/bbl)	<b>92.93</b>	(6.4)	104.85	(7.1)	43.6	70.52	66.54	105.95	50.2	Daily
West Texas Int. Cushing (US\$/bbl)	<b>88.11</b>	(2.6)	96.64	(11.2)	32.4	68.06	72.51	100.84	48.2	Daily
Crude Oil - Asia-Pacific Tapis Oil Spot (US\$/bbl)	<b>106.08</b>	(5.5)	114.03	(3.9)	56.2	71.82	61.89	112.00	55.9	Daily
Natural Gas Henry Hub (US\$/mmBTU)	<b>9.18</b>	17.1	7.54	(0.1)	124.2	3.12	29.88	6.37	104.3	Daily
Coal Price NEX (US\$/MT)	<b>412.32</b>	3.2	414.64	11.7	155.2	138.28	135.73	340.69	146.4	Friday
<b>Oil Product Prices and Gross Refinery Margin</b>										
Gas Oil 500 ppm Sulfur Singapore (US\$/bbl)	<b>132.97</b>	6.9	135.60	(8.6)	72.1	76.20	52.83	131.15	72.1	Daily
Gas Oil - Dubai (US\$/bbl)	<b>41.84</b>	53.1	32.28	(17.9)	334.4	7.34	(4.17)	28.13	283.1	Daily
Gasoline, 92 RON Spot (US\$/bbl)	<b>101.43</b>	0.1	110.30	(25.6)	37.3	76.66	75.97	120.98	57.8	Daily
Gasoline - Dubai (US\$/bbl)	<b>10.30</b>	141.2	6.98	(75.4)	(22.4)	7.80	472.22	17.96	130.4	Daily
Fuel Oil 180 Singapore Spot (US\$/bbl)	<b>74.59</b>	(1.0)	78.03	(47.4)	21.2	61.57	60.99	89.40	45.2	Daily
Fuel Oil - Dubai (US\$/bbl)	<b>(16.54)</b>	(24.1)	(25.29)	181.3	264.4	-7.29	84.36	(13.62)	86.9	Daily
Jet Kerosene - Spot Price (US\$/bbl)	<b>128.96</b>	7.4	130.41	(8.3)	73.3	73.98	60.45	126.42	70.9	Daily
Jet Kerosene - Dubai (US\$/bbl)	<b>37.83</b>	64.3	27.10	(18.4)	596.6	5.12	31.00	23.40	356.9	Daily
SG Dubai Hydrocracking Refinery Margin (US\$/bbl)	<b>20.02</b>	30.3	18.56	(35.1)	1,588.1	2.00	467.16	18.86	844.3	Daily
<b>Olefins Product Prices and Spread</b>										
Ethylene, FOB Japan Spot (US\$/MT)	<b>790</b>	(7.1)	875	(21.2)	(10.6)	1,010	39.56	1,083	7.3	Tuesday
Ethylene Spread (US\$/MT)	<b>128</b>	(15.2)	121	226.8	(60.1)	361	5.77	227	(37.0)	Daily
Propylene (Olefins), FOB Japan Spot (US\$/MT)	<b>895</b>	0.0	916	(15.9)	(5.5)	1,005	27.27	1,056	5.1	Tuesday
Propylene Spread (US\$/MT)	<b>233</b>	18.7	162	(22.2)	(44.9)	356	(12.55)	200	(43.9)	Daily
Naphtha - Singapore Spot FOB (US\$/MT)	<b>662</b>	(5.3)	755	(14.5)	11.5	649	69.72	856	32.0	Daily
<b>Polyolefins Prices and Spread</b>										
Polye HDPE SE Asia (US\$/MT)	<b>1,040</b>	(1.9)	1,144	7.3	(65.7)	1,179	33.19	1,277	8.3	Tuesday
HDPE-Naphtha Spread (US\$/MT)	<b>378</b>	4.6	390	218.0	(15.4)	530	5.43	421	(20.6)	Daily
Polye LDPE-Film, CFR SE Asia Spot (US\$/MT)	<b>1,230</b>	(5.4)	1,429	(14.4)	(21.0)	1,525	51.71	1,596	4.6	Tuesday
LDPE-Naphtha Spread (US\$/MT)	<b>568</b>	(5.5)	674	42.2	51.4	876	40.66	740	(15.6)	Daily
PP Film, Spot South East Asia (US\$/MT)	<b>1,000</b>	(1.0)	1,118	(15.9)	(9.4)	1,298	35.78	1,277	(1.7)	Tuesday
PP Spread (US\$/MT)	<b>338</b>	8.6	363	(18.6)	(34.8)	649	13.18	421	(35.2)	Daily
<b>MEG Prices and Spread</b>										
MEG, CFR South East Asia (US\$/MT)	<b>525</b>	1.0	542	(15.4)	(21.3)	679	(88.71)	639	(5.9)	Tuesday
MEG Spread (US\$/MT)	<b>35</b>	(602.9)	-1	(99.0)	(100.9)	53	120.79	-32	n.m.	Tuesday
<b>Aromatics Product Prices and Spread</b>										
Paraxylene, FOB USG Spot (US\$/MT)	<b>1,150</b>	9.0	1,349	(11.4)	41.9	894	56.10	1,339	(47.3)	Tuesday
Paraxylene Spread (US\$/MT)	<b>381</b>	61.1	479	(20.9)	38.3	310	342.73	472	51.9	Tuesday
Paraxylene - 92 RON Spread (US\$/MT)	<b>285</b>	49.6	408	16.5	53.7	241	362.24	307	67.7	Daily
Toluene, FOB Korea Spot (US\$/MT)	<b>910</b>	(0.5)	1,001	(10.0)	31.8	728	111.96	1,000	(44.6)	Tuesday
Benzene, CFR Japan Spot (US\$/MT)	<b>990</b>	(1.0)	1,099	(12.4)	7.0	931	87.66	1,158	(56.7)	Tuesday
Benzene Spread (US\$/MT)	<b>429</b>	5.8	455	(5.1)	7.6	352	117.03	404	14.7	Daily
Benzene - 92 RON Spread (US\$/MT)	<b>125</b>	(7.8)	158	92.0	(53.8)	277	122.54	126	(54.5)	Daily
Condensate (US\$/MT)	<b>769</b>	(6.1)	870	(5.1)	43.9	584	61.01	868	48.5	Daily
<b>PTA Prices and Spread</b>										
PTA, CFR South East Asia (US\$/MT)	<b>880</b>	2.3	893	(9.4)	20.3	705	48.18	913	29.5	Tuesday
PTA Spread (US\$/MT)	<b>110</b>	(28.5)	-10	(69.5)	(109.7)	106	15.15	16	(84.9)	Tuesday
<b>PVC Prices and Spread</b>										
PVC, CFR South East Asia (US\$/MT)	<b>1,030</b>	3.0	1,077	(22.6)	(19.3)	1,445	63.60	1,327	(8.1)	Tuesday
Ethylene Spread (US\$/MT)	<b>902</b>	6.3	956	(13.9)	(7.3)	1,084	99.99	1,100	1.5	Tuesday
Ethylene Dichloride CFR Far East Asia (US\$/MT)	<b>355</b>	(10.1)	484	(27.0)	(32.6)	734	140.72	698	(4.9)	Tuesday
<b>Metal</b>										
Gold (US\$/Troy Ounce)	<b>1,762</b>	(1.8)	1,754	(6.4)	(2.0)	1,799	1.56	1,851	2.8	Daily
LME Copper 3 Month Rolling Forward (US\$/MT)	<b>7,920</b>	(0.4)	7,694	(19.3)	(18.1)	9,293	49.95	9,323	0.3	Daily
Silver Future (US\$/Troy Ounce)	<b>20</b>	(3.9)	20	(14.3)	(20.3)	26	26.23	23	(10.7)	Daily
China Composite Steel Prices (CNY/MT)	<b>4,491</b>	0.1	4,446	(14.9)	(23.5)	5,473	35.91	5,059	(7.6)	Daily
<b>Agriculture Prices</b>										
Malaysian Crude Palm Oil Spot Price(MYR/MT)	<b>4,242</b>	1.6	4,104	(37.1)	(7.7)	4,443	59.82	5,873	32.2	Daily
SGX Ribbed Smoked Sheet 3 (RSS3) Futures (US\$/KG.)	<b>158</b>	(7.0)	177	(16.5)	(4.9)	209	18.21	204	(2.4)	Daily
Sugar #11 (US\$/LB)	<b>18</b>	1.7	18	(5.6)	4.5	16	29.55	19	15.0	Daily
<b>Freight Rate</b>										
Baltic Freight Index: BDIY	<b>1,394</b>	(10.9)	1,886	(25.1)	(49.6)	2,921	173.99	2,200	(24.7)	Daily
Baltic Supramax Index: BSI58	<b>1,626</b>	(0.6)	1,951	(25.7)	(37.5)	2,424	224.85	2,353	(2.9)	Daily

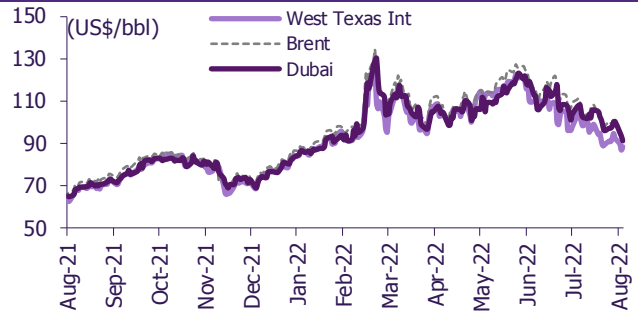
Source: Bloomberg Financial L.P., TQ Professional, BANPU, BOT, SCBS Investment Research

# Commodities daily chart update

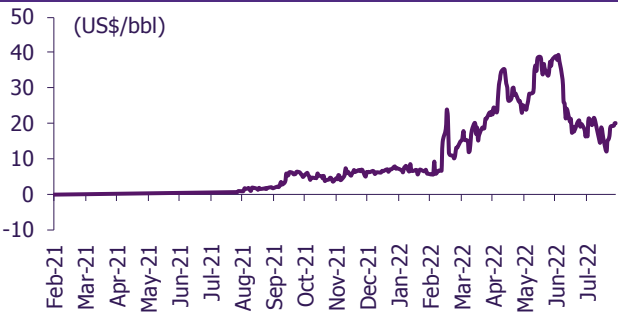
## CRB US Spot All Commodities Price Index



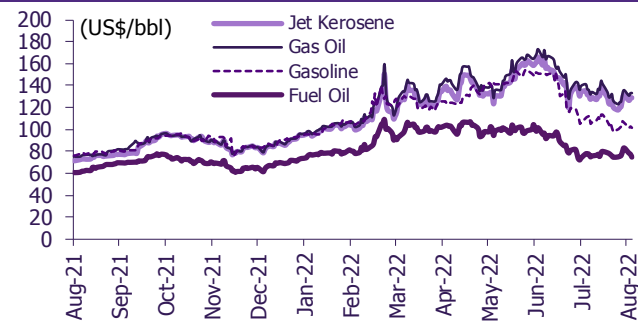
## Crude prices



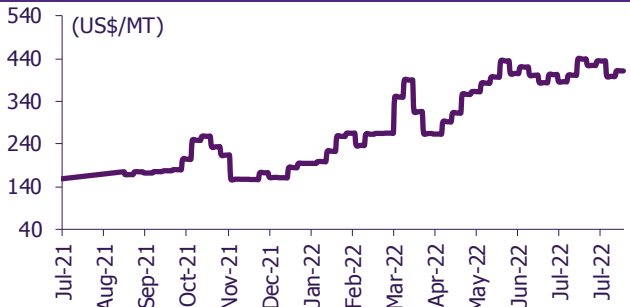
## SG Dubai Hydrocracking Refinery Margin



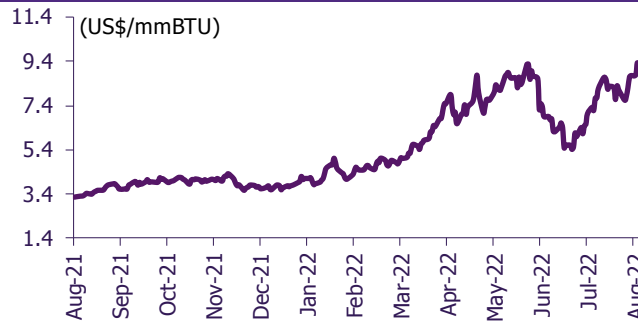
## Oil product prices



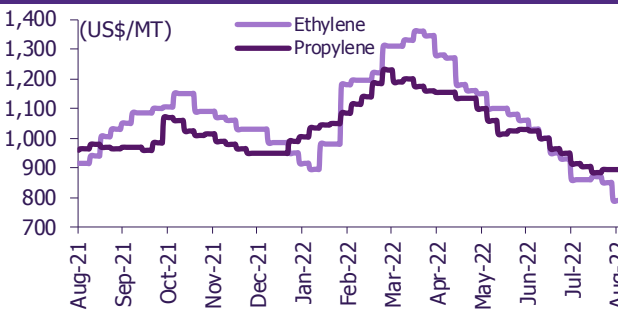
## Coal price (NEX)



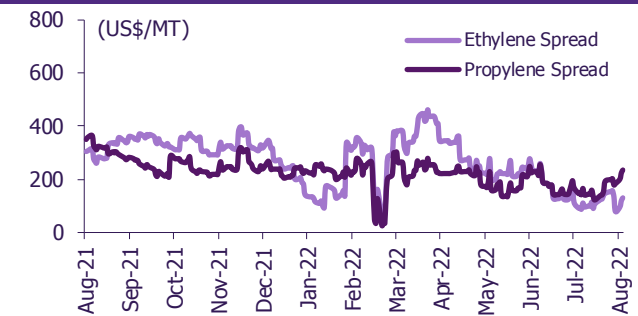
## Natural gas prices (Henry hub)



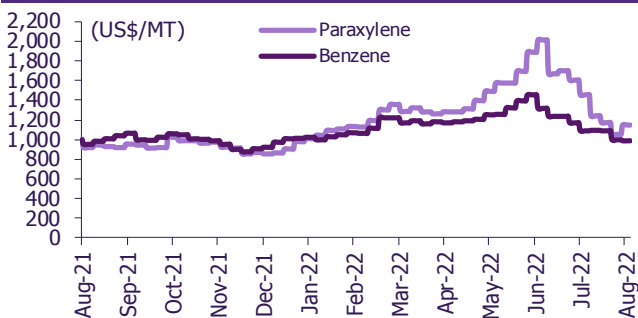
## Olefins prices



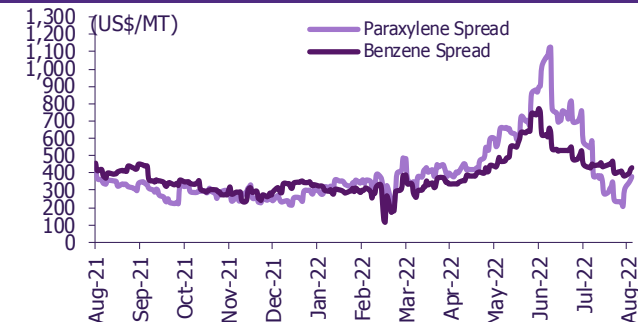
## Olefins spreads



## Aromatics prices

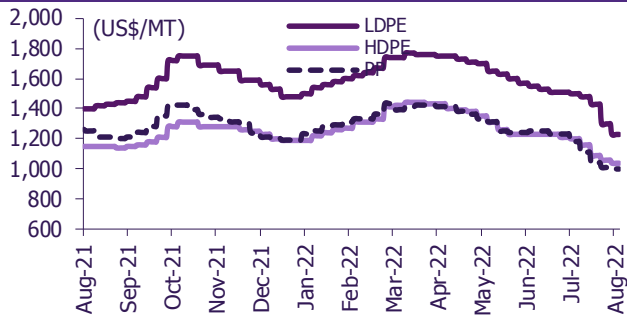


## Aromatics spreads

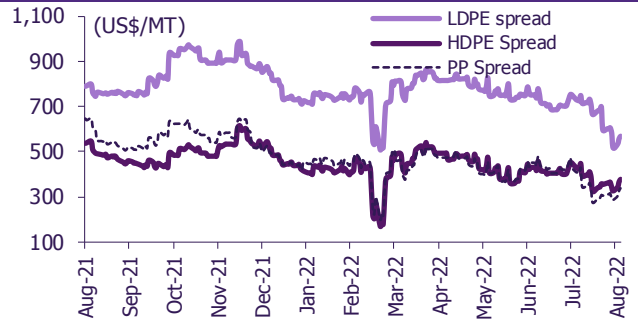


# Commodities daily chart update

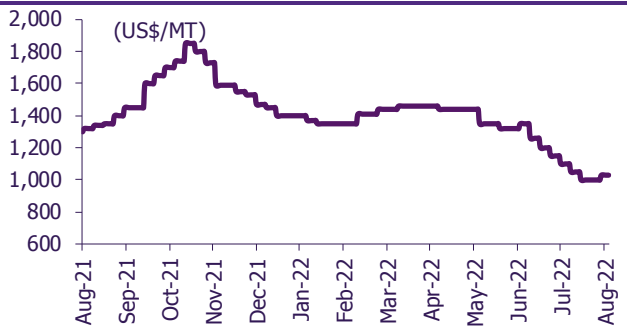
## Polyolefins prices



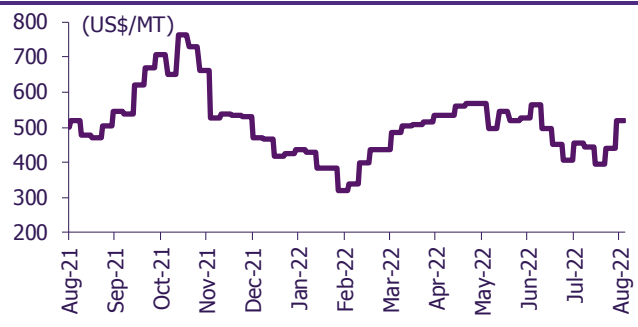
## Polyolefins-Naphtha spreads



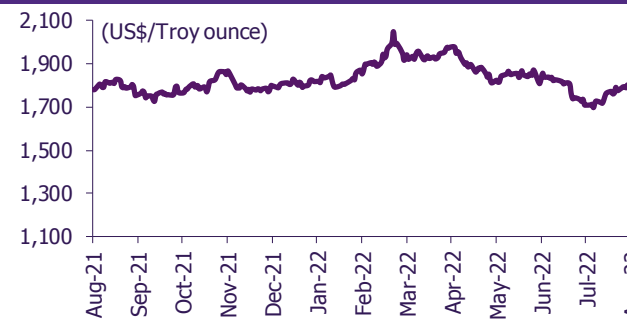
## PVC price



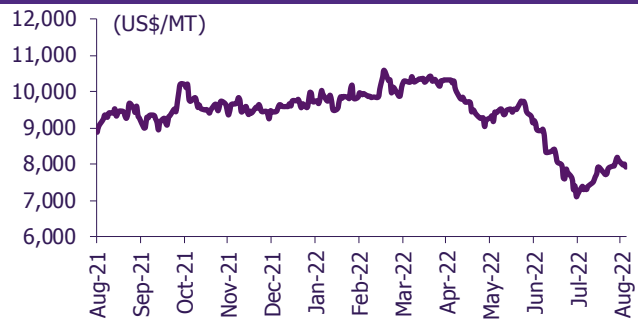
## PVC spread



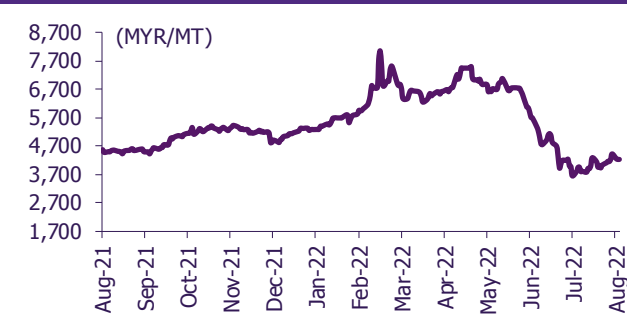
## Gold price



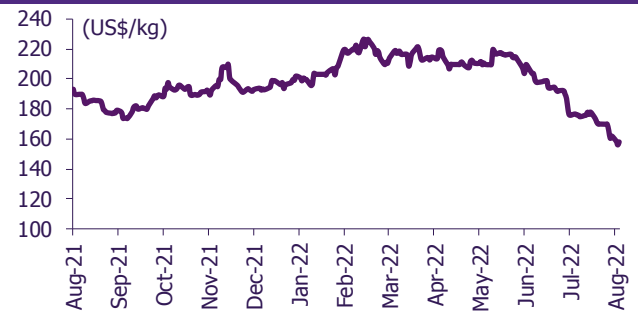
## LME copper price



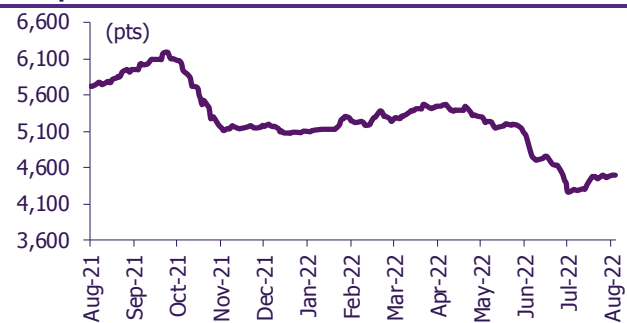
## Malaysian crude palm oil price



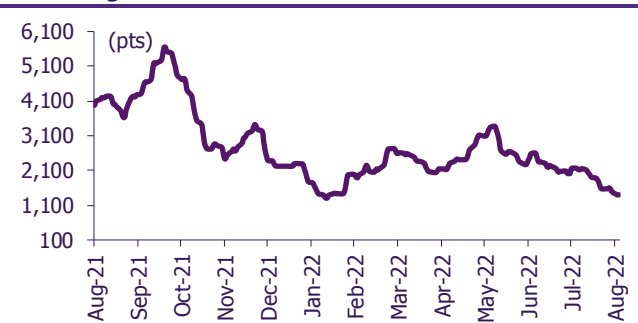
## Rubber price (RSS3) futures



## Steel price index



## Baltic freight index



Source: Bloomberg Financial L.P., TQ Professional, BANPU, BOT, SCBS Investment Research



## Short sales

	Volume (Shares)	Turnover (Bt)	Average price (Bt)	Last price 17-Aug-22	Gap between last close and short	Short sale volume comparing with main board
BKI	3,400	931,600	274.00	275.00	(0.36)	42.50
TOP-R	10,589,900	601,685,225	56.82	57.00	(0.32)	33.06
COM7-R	3,400,200	115,807,050	34.06	34.25	(0.56)	23.09
BAM-R	3,739,400	68,563,130	18.34	18.50	(0.89)	22.88
STGT-R	2,968,400	46,203,570	15.57	15.70	(0.86)	22.35
AOT-R	4,839,200	346,037,075	71.51	72.00	(0.68)	22.07
STEC-R	1,956,600	23,496,060	12.01	12.20	(1.57)	21.72
BCH-R	4,633,200	93,853,460	20.26	20.20	0.28	20.78
TQM-R	862,400	36,526,275	42.35	42.00	0.84	19.71
INTUCH-R	598,400	44,935,600	75.09	74.75	0.46	19.28
BTS-R	10,083,300	84,691,315	8.40	8.45	(0.60)	19.20
HANA-R	1,498,300	70,797,500	47.25	47.25	0.00	16.90
SCGP-R	665,500	38,741,100	58.21	58.25	(0.06)	16.43
STA-R	845,700	18,738,130	22.16	22.40	(1.09)	15.68
GLOBAL-R	1,634,900	32,145,020	19.66	19.70	(0.19)	15.24
TRUE-R	13,978,300	67,921,484	4.86	4.88	(0.43)	14.94
SCC-R	192,200	70,060,900	364.52	366.00	(0.40)	14.63
KYE	100	33,700	337.00	337.00	0.00	14.29
PTT	12,470,800	469,336,650	37.63	37.75	(0.31)	13.96
PTT-R	12,278,300	462,033,600	37.63	37.75	(0.32)	13.74
KCE-R	1,502,000	88,048,475	58.62	58.25	0.64	13.12
EA-R	1,299,400	107,828,650	82.98	83.00	(0.02)	13.06
SAWAD-R	1,500,900	79,506,175	52.97	52.75	0.42	13.02
OSP-R	1,220,900	39,038,675	31.98	32.00	(0.08)	12.75
PLANB-R	1,461,900	9,803,195	6.71	6.80	(1.39)	12.19
MACO	908,800	454,400	0.50	0.50	0.00	12.10
BGRIM-R	1,172,100	46,016,125	39.26	39.25	0.02	11.97
ICHI-R	195,300	1,648,110	8.44	8.40	0.46	11.92
SUPER	9,285,100	6,870,974	0.74	0.75	(1.33)	11.87
STGT	1,552,600	24,088,720	15.52	15.70	(1.18)	11.69
PSL-R	2,271,700	36,513,790	16.07	16.10	(0.17)	11.54
BJC	321,400	10,979,500	34.16	34.25	(0.26)	11.24
BEC-R	365,800	4,549,180	12.44	12.50	(0.51)	11.03
AOT	2,396,400	171,263,050	71.47	72.00	(0.74)	10.93
DELTA-R	523,200	314,155,400	600.45	586.00	2.47	10.81
BH	1,190,300	230,359,700	193.53	193.50	0.02	10.69
HMPRO-R	3,448,300	48,376,040	14.03	14.10	(0.50)	10.65
IVL-R	2,340,900	103,267,825	44.11	44.00	0.26	10.34
PTTEP-R	741,200	115,282,350	155.53	155.00	0.34	10.25
DCC	628,400	1,774,106	2.82	2.82	0.11	9.92
PTTGC-R	663,100	31,574,950	47.62	48.00	(0.80)	9.80
KKP-R	636,700	43,746,200	68.71	68.75	(0.06)	9.71
INTUCH	295,700	22,246,100	75.23	74.75	0.64	9.53
CK-R	498,200	10,188,240	20.45	20.50	(0.24)	9.47
PTTEP	683,600	106,266,650	155.45	155.00	0.29	9.45
TISCO-R	335,500	30,620,350	91.27	91.75	(0.53)	9.33
GPSC-R	524,200	37,438,900	71.42	71.75	(0.46)	9.33
PTTGC	625,200	29,822,950	47.70	48.00	(0.62)	9.24
TIPH-R	127,100	7,140,400	56.18	56.25	(0.13)	9.22
STEC	825,200	9,908,480	12.01	12.20	(1.58)	9.16
BA-R	262,000	2,722,400	10.39	10.40	(0.09)	9.15
BEM	3,581,700	31,518,960	8.80	8.85	(0.56)	9.12
TASCO	237,300	4,010,370	16.90	17.00	(0.59)	9.07
BGRIM	884,100	34,682,625	39.23	39.25	(0.05)	9.03
STA	483,500	10,743,930	22.22	22.40	(0.80)	8.97
PTL-R	44,200	1,066,170	24.12	24.20	(0.32)	8.77
JMT-R	751,200	57,123,975	76.04	76.00	0.06	8.70
BDMS	5,417,400	152,699,300	28.19	27.75	1.57	8.59
TTW	243,700	2,534,480	10.40	10.40	0.00	8.59
MTC-R	980,800	44,702,875	45.58	45.50	0.17	8.36
CNTECH01	2,665	65,026	24.40	0.23	10692.35	8.31
BANPU	14,045,000	194,723,050	13.86	14.00	(0.97)	8.17
EPG-R	436,300	4,217,930	9.67	9.70	(0.34)	8.12
VIBHA	638,600	1,576,938	2.47	2.48	(0.43)	8.09
ADVANC	537,200	107,527,150	200.16	200.00	0.08	8.03
CENTEL-R	145,500	6,343,325	43.60	43.75	(0.35)	7.95
SGP	43,200	501,120	11.60	11.70	(0.85)	7.95
BEM-R	3,117,600	27,429,855	8.80	8.85	(0.58)	7.94
CKP	1,103,300	5,737,160	5.20	5.20	0.00	7.88
BPP	81,000	1,255,500	15.50	15.50	0.00	7.79
WHAUP	94,500	357,210	3.78	3.80	(0.53)	7.75
DTAC-R	318,000	14,485,100	45.55	45.75	(0.44)	7.73
RATCH-R	1,270,700	52,622,325	41.41	42.25	(1.98)	7.58
KTB-R	2,595,000	42,298,500	16.30	16.30	0.00	7.53
BBL	654,700	89,702,100	137.01	137.50	(0.35)	7.51
THG-R	543,500	36,454,675	67.07	67.75	(1.00)	7.46
AWC-R	3,368,800	18,125,895	5.38	5.40	(0.36)	7.46
GLOBAL	794,000	15,554,720	19.59	19.70	(0.56)	7.40
DMT	66,800	702,220	10.51	10.60	(0.83)	7.37
ONEE	830,900	7,681,345	9.24	9.20	0.48	7.35
AIT	1,024,600	7,069,435	6.90	6.85	0.73	7.31
CRC	837,000	33,125,525	39.58	39.50	0.19	7.17
PLANB	858,400	5,749,125	6.70	6.80	(1.51)	7.16
CK	374,000	7,635,430	20.42	20.50	(0.41)	7.11
QH	3,890,300	8,534,152	2.19	2.22	(1.18)	7.11
JMART-R	387,400	19,162,975	49.47	49.75	(0.57)	7.10
ROJNA	65,500	386,450	5.90	5.95	(0.84)	7.07
TTA-R	758,100	6,671,645	8.80	8.75	0.58	7.03
JTS-R	97,200	9,491,900	97.65	95.00	2.79	7.03
SPALI	468,300	9,590,960	20.48	20.40	0.39	6.97

	Volume (Shares)	Turnover (Bt)	Average price (Bt)	Last price 17-Aug-22	Gap between last close and short	Short sale volume comparing with main board
RCL-R	749,900	28,641,900	38.19	38.00	0.51	6.95
TISCO	245,800	22,444,875	91.31	91.75	(0.48)	6.84
PRM	48,800	270,840	5.55	5.55	0.00	6.70
GULF-R	1,007,500	50,308,775	49.93	49.75	0.37	6.66
JAS	2,100,800	5,462,080	2.60	2.58	0.78	6.53
BBL-R	568,400	77,917,450	137.08	137.50	(0.30)	6.52
KKP	425,500	29,246,550	68.73	68.75	(0.02)	6.49
GPSC	357,500	25,493,925	71.31	71.75	(0.61)	6.36
KEX-R	419,000	9,075,850	21.66	22.30	(2.87)	6.31
THANI-R	1,572,500	6,729,460	4.28	4.32	(0.94)	6.30
UVAN	81,300	622,150	7.65	7.65	0.03	6.27
SPALI-R	412,100	8,413,490	20.42	20.40	0.08	6.14
PSL	1,207,500	19,460,500	16.12	16.10	0.10	6.13
DOHOME-R	941,100	14,885,060	15.82	15.90	(0.52)	6.10
CPALL	2,088,900	125,665,425	60.16	60.75	(0.97)	6.07
PSH	39,300	506,970	12.90	13.00	(0.77)	5.97
SCGP	241,100	14,015,450	58.13	58.25	(0.20)	5.95
HMPRO	1,900,400	26,608,440	14.00	14.10	(0.70)	5.87
IRPC-R	4,174,100	14,646,942	3.51	3.50	0.26	5.84
JAS-R	1,849,400	4,808,764	2.60	2.58	0.78	5.75
MBK	429,900	6,750,080	15.70	15.80	(0.62)	5.68
OSP	541,900	17,340,800	32.00	32.00	0.00	5.66
TCAP	182,000	7,280,000	40.00	40.25	(0.62)	5.62
CENTEL	101,500	4,444,800	43.79	43.75	0.09	5.55
IRPC	3,948,300	13,845,684	3.51	3.50	0.19	5.53
CBG-R	330,500	36,946,650	111.79	111.50	0.26	5.52
CPF	690,900	18,136,125	26.25	26.25	0.00	5.50
CPALL-R	1,893,100	114,309,275	60.38	60.75	(0.61)	5.50
TU-R	2,919,000	51,367,010	17.60	17.80	(1.14)	5.48
LH	1,734,300	15,545,100	8.96	9.00	(0.41)	5.47
GULF	825,500	41,146,650	49.84	49.75	0.19	5.46
AP	426,100	4,403,220	10.33	10.30	0.33	5.46
EGCO	85,800	15,732,250	183.36	183.50	(0.08)	5.45
ITD	444,500	840,981	1.89	1.90	(0.42)	5.41
MTC	633,900	28,968,100	45.70	45.50	0.44	5.40
MAJOR-R	830,100	16,212,500	19.53	20.10	(2.83)	5.40
AMATA-R	708,400	13,599,090	19.20	19.50	(1.55)	5.35
CPF-R	671,200	17,597,075	26.22	26.25	(0.12)	5.35
RBF-R	794,800	11,299,810	14.22	14.50	(1.95)	5.34
JWD-R	565,100	9,123,840	16.15	16.70	(3.32)	5.27
UNIQ	5,800	28,188	4.86	4.86	0.00	5.27
RJH	125,500	5,215,475	41.56	41.50	0.14	5.23
BAM	845,800	15,430,400	18.24	18.50	(1.39)	5.18
EPG	273,900	2,660,485	9.71	9.70	0.14	5.10
TTA	548,500	4,821,085	8.79	8.75	0.45	5.08
BA	145,000	1,508,000	10.40	10.40	0.00	5.06
BEC	167,400	2,078,640	12.42	12.50	(0.66)	5.05
STANLY-R	1,200	199,600	166.33	167.00	(0.40)	5.02
CRC-R	581,700	22,998,600	39.54	39.50	0.09	4.98
SCC	65,100	23,735,100	364.59	366.00	(0.38)	4.96
BH-R	535,200	103,625,000	193.62	193.50	0.06	4.81
SHR-R	205,200	859,926	4.19	4.20	(0.22)	4.77
BCH	1,051,000	21,306,680	20.27	20.20	0.36	4.71
VIH-R	8,600	92,880	10.80	10.80	0.00	4.42
EA	439,500	36,583,375	83.24	83.00	0.29	4.42
BTS	2,307,700	19,403,935	8.41	8.45	(0.49)	4.39
BJC-R	124,300	4,233,750	34.06	34.25	(0.55)	4.35
CHG	1,563,600	6,070,106	3.88	3.88	0.06	4.28
BCP	482,000	15,477,350	32.11	32.50	(1.20)	4.17
ITEL	110,300	503,192	4.56	4.54	0.49	4.06
AWC	1,821,700	9,816,325	5.39	5.40	(0.21)	4.03
CPN	244,700	16,114,450	65.85	65.75	0.16	4.03
KBANK	1,326,800	202,004,050	152.25	154.00	(1.14)	3.95
CKP-R	552,900	2,875,080	5.20	5.20	0.00	3.95
AMATAV	12,200	95,770	7.85	8.00	(1.88)	3.76
AJ	14,000	213,180	15.23	15.30	(0.48)	3.73
DTAC	152,800	6,971,675	45.63	45.75	(0.27)	3.71
KBANK-R	1,246,000	189,887,100	152.40	154.00	(1.04)	3.71
SUPER-R	2,867,700	2,122,098	0.74	0.75	(1.33)	3.67
HANA	321,700	15,213,500	47.29	47.25	0.09	3.63
MEGA	137,900	6,806,700	49.36	49.00	0.73	3.59
AMATA	455,200	8,745,920	19.21	19.50	(1.47)	3.44
JMART	186,600	9,260,650	49.63	49.75	(0.24)	3.42
BLA-R	302,000	10,683,375	35.38	35.75	(1.05)	3.41
DOHOME	511,200	8,037,560	15.72	15.90	(1.11)	3.32
CHG-R	1,182,400	4,588,696	3.88	3.88	0.02	3.24
VGI-R	1,145,100	4,975,336	4.34	4.36	(0.35)	3.23
AIE	17,400	57,420	3.30	3.32	(0.60)	3.22
VIH	6,200	67,580	10.90	10.80	0.93	3.19
SAWAD	367,600	19,415,150	52.82	52.75	0.13	3.19
EGATIF	64,800	462,195	7.13	7.20	(0.94)	3.18
KSL	92,300	327,920	3.55	3.54	0.36	3.17
ICHI	50,500	424,620	8.41	8.40	0.10	3.08

Source: SET, SCBS Investment Research

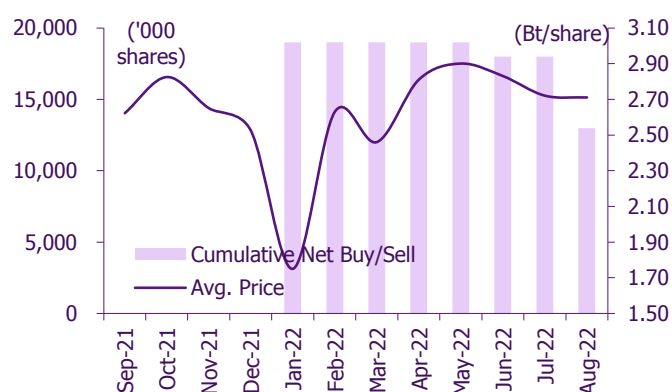
## Director trade

### 1. Director trade as reported on August 17, 2022.

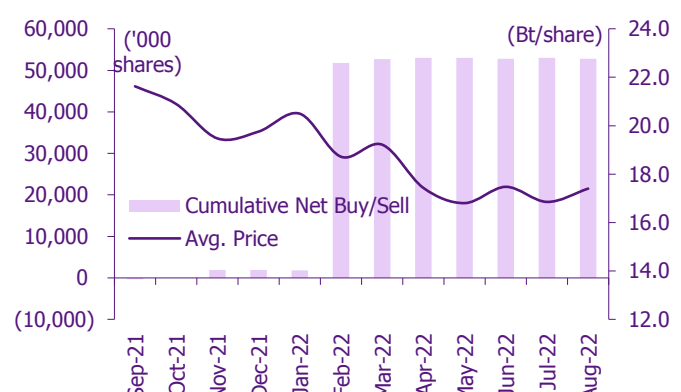
Company Name of Director	Product	Transaction date	Amount (Shares)	Average Price (Bt)	Amount (Bt)	Buy/Sell
AAV Mr. TASSAPON BJJLEVELD	Common Share	16-08-22	5,000,000	2.71	13,550,000	Sale
BANPU Mr. METEE AUAPINYAKUL	Common Share	16-08-22	1,353,800	13.30	18,005,540	Sale
BIS Mr. SUCHAT WORRAWUTTHANGKOOL	Common Share	15-08-22	80,000	7.43	594,400	Purchase
CPT Mr. SOMSAK LIMPRASERT	Common Share	16-08-22	300,000	0.83	249,000	Purchase
CRD Mrs. PATCHARIN THUMTANOM	Common Share	16-08-22	48,100	0.84	40,404	Sale
CRD Mrs. PATCHARIN THUMTANOM	Common Share	16-08-22	28,500	0.83	23,655	Sale
EP Mr. PRASONG HANPIYAVATANASAKUL	Warrant	16-08-22	84,197	0.41	34,521	Sale
HFT Mr. Ming shan Yen	Common Share	16-08-22	40,000	6.60	264,000	Purchase
IRCP Miss ORATHAI RONGTHONGARAM	Common Share	16-08-22	100,000	1.16	116,000	Purchase
JMART Mr. ADISAK SUKUMVITAYA	Common Share	16-08-22	300,000	50.42	15,126,000	Purchase
JP Mr. KRIANGKRAI RUNGRUANGTHAWEEKUL	Common Share	16-08-22	69,000	4.49	309,810	Purchase
JR Mr. JARUN WIWATJESADAWUT	Common Share	16-08-22	153,100	6.90	1,056,390	Purchase
MICRO Mr. KEITTIPONG TOEMKUNANON	Common Share	11-08-22	70,000	4.96	347,200	Sale
MICRO Mr. KEITTIPONG TOEMKUNANON	Common Share	11-08-22	30,000	5.00	150,000	Sale
MICRO Mr. KEITTIPONG TOEMKUNANON	Common Share	11-08-22	79,000	4.98	393,420	Sale
MICRO Mr. KEITTIPONG TOEMKUNANON	Common Share	11-08-22	240,000	4.96	1,190,400	Sale
MICRO Mr. KEITTIPONG TOEMKUNANON	Common Share	11-08-22	170,000	4.96	843,200	Sale
MICRO Mr. KEITTIPONG TOEMKUNANON	Common Share	11-08-22	30,000	4.96	148,800	Sale
MICRO Mr. KEITTIPONG TOEMKUNANON	Common Share	11-08-22	91,000	4.96	451,360	Sale
MICRO Mr. KEITTIPONG TOEMKUNANON	Common Share	11-08-22	95,700	4.90	468,930	Sale
NV Mr. NAVAPHOL CHANJUTHAMARD	Common Share	16-08-22	1,000,000	2.70	2,700,000	Purchase
NV Mrs. YUPHIN CHANJUTHAMARD	Common Share	16-08-22	1,000,000	2.70	2,700,000	Purchase
PSG Mr. NOPADOL INTRALIB	Common Share	16-08-22	3,000,000	1.22	3,660,000	Purchase
RBF Mr. TEERAPAT YANATORNKUL	Common Share	11-08-22	65,000	12.70	825,500	Purchase
SICT Mr. BODIN KASEMSET	Common Share	16-08-22	200,000	7.52	1,504,000	Sale
SIMAT Mr. BOONLERD IEWPORNCHAI	Common Share	16-08-22	40,000	2.42	96,800	Purchase
SLP Mr. SATHIT TATAWATORN	Common Share	17-08-22	140,000	0.76	106,400	Sale
SUN Mr. PANLOP BOONTHUENG	Common Share	17-08-22	10,000	4.92	49,200	Purchase
TMILL Mr. PRAPAS CHUTIMAVORAPHAND	Common Share	16-08-22	46,400	3.86	179,104	Purchase
TRU Mr. TUANCHAI MUNJIT	Common Share	17-08-22	10,000	6.45	64,500	Sale
TSR Mr. EKARAT CHANGYOO	Common Share	16-08-22	15,000	5.45	81,750	Purchase
TSR Mr. EKARAT CHANGYOO	Common Share	16-08-22	10,000	5.45	54,500	Purchase
TSR Mr. EKARAT CHANGYOO	Common Share	16-08-22	10,000	5.50	55,000	Purchase
TSR Mr. EKARAT CHANGYOO	Common Share	16-08-22	20,000	5.55	111,000	Purchase
TSR Mr. EKARAT CHANGYOO	Common Share	16-08-22	20,000	5.45	109,000	Purchase
TSR Mr. EKARAT CHANGYOO	Common Share	16-08-22	20,000	5.55	111,000	Purchase
TSR Mr. EKARAT CHANGYOO	Common Share	16-08-22	10,000	5.75	57,500	Purchase
TSR Mr. EKARAT CHANGYOO	Common Share	16-08-22	20,000	5.85	117,000	Purchase
TSR Mr. EKARAT CHANGYOO	Common Share	16-08-22	20,000	5.75	115,000	Purchase
TSR Mr. EKARAT CHANGYOO	Common Share	16-08-22	20,000	5.60	112,000	Purchase
TSR Mr. WATCHARIN WATCHARATHAM	Common Share	16-08-22	30,000	5.50	165,000	Purchase
TSR Mr. WATCHARIN WATCHARATHAM	Common Share	16-08-22	30,000	5.60	168,000	Purchase
TU Mr. CHENG NIRUTTINANON	Common Share	17-08-22	100,000	17.60	1,760,000	Sale
TWPC Mr. Ren hua Ho	NVDR : underlying securities ordinary SHARE	11-08-22	18,500	5.35	98,975	Purchase
W Mr. BOONLERD IEWPORNCHAI	Warrant	16-08-22	472,200	0.04	18,888	Sale
				Total	Purchase	29,281,929
					Sale	39,101,218
					Net	(9,819,289)

### 2. 12-month cumulative net buy/sell for SCBS-covered stocks with activity as of last close

#### AAV



#### TU



# Corporate calendar

August				
Monday	Tuesday	Wednesday	Thursday	Friday
15	16	17	18	19
<b>New warrant</b> ECL-W4 <b>XD</b> INETREIT Bt0.228 PTTEP Bt4.25 <b>PD</b> DTAC Bt0.85 <b>Share listing</b> PPPM 37,383,177 Shares SDC 18,518,518 Shares	<b>XD</b> CPNGC Bt0.235 DIF Bt0.26 FTREIT Bt0.175 POPF Bt0.2544 PPF Bt0.17 SIRIP Bt0.05 TFM Bt0.05 <b>PD</b> 3K-BAT Bt0.06 LPF Bt0.2042 <b>Last trading day</b> VGI-W2 <b>Share listing</b> AJA 21,367,521 Shares	<b>XD</b> CPNREIT Bt0.28 LPN Bt0.1 TPRIME Bt0.113 <b>XE</b> VGI-W2 1 : 1.056 @Bt9.467 <b>Share listing</b> SDC 9,259,259 Shares UREKA 11,659,307 Shares	<b>XD</b> BOL Bt0.13 INSET Bt0.04 RCL Bt1.75 SNC Bt0.65 WHABT Bt0.16 WHAIR Bt0.1556 WHART Bt0.192 <b>XW</b> BR 2 : 1 <b>PD</b> TR Bt0.56 <b>Symbol change</b> S & J to "S&J" <b>Share listing</b> AJA 21,367,521 Shares CCET 668,375 Shares IP 74,510,000 Shares JCK 19,662,920 Shares JCKH 46,296,296 Shares	<b>XD</b> ADVANC Bt3.45 ASIAN Bt0.25 BSBM Bt0.02 JASIF Bt0.23 SNNP Bt0.18 THREL Bt0.08 VNG Bt0.1 <b>PD</b> CN01 Bt0.1928 TSTH Bt0.05 VGI Bt0.02
22	23	24	25	26
<b>XD</b> ADD Bt0.11 BBGI Bt0.05 BGC Bt0.1 DCC Bt0.035 GGC Bt0.25 ILM Bt0.2 KCE Bt1 KIAT Bt0.01 MAKRO Bt0.18 PIMO Bt0.02 RJH Bt2 SCM Bt0.15 SPRIME Bt0.1493 SWC Bt0.125 SYNEX Bt0.18 TKS Bt0.12 TNP Bt0.035 TU Bt0.4 VCOM Bt0.12 <b>PD</b> BLAND Bt0.03 KYE Bt8.55 TMW Bt0.9 TTT Bt0.5	<b>XD</b> ALLY Bt0.165 BLA Bt0.32 B-WORK Bt0.1771 GPI Bt0.05 KTBSTMR Bt0.1779 LPH Bt0.1 M Bt0.5 NER Bt0.07 ONEE Bt0.12 PCSGH Bt0.15 SMPK Bt0.6 SO Bt0.15 SPALI Bt0.7 STA Bt0.85 STA Bt0.15 STGT Bt0.5 TEAM Bt0.05 TQR Bt0.14 <b>XW</b> JP 2 : 1 <b>PD</b> BTS Bt0.16	<b>XD</b> AI Bt0.25 AIMCG Bt0.09 AIMIRT Bt0.2225 ARROW Bt0.1 AS Bt0.3 ASP Bt0.07 AUCT Bt0.15 BIS Bt0.06 BJC Bt0.15 BKI Bt3.5 BOFFICE Bt0.174 CCET Bt0.02 CHG Bt0.085 CSS Bt0.04 D Bt0.03 DMT Bt0.1 FSMART Bt0.2 HPT Bt0.018 III Bt0.15 IMPACT Bt0.1 INTUCH Bt1.76 JMART Bt0.45 JMT Bt0.49 KCC Bt0.0379 MBAX Bt0.12 MEGA Bt0.75 MGT Bt0.03 NSL Bt0.25 OSP Bt0.45 PHOL Bt0.08 PSH Bt0.31 QH Bt0.04 SABINA Bt0.61 SAT Bt0.38 SC Bt0.08 SGP Bt0.2 SINGER Bt0.3 SKR Bt0.08 SPRC Bt0.96 SSP Bt0.2 TKC Bt0.2 TKN Bt0.09 TMT Bt0.15 TOG Bt0.17 UVAN Bt0.3 WORK Bt0.2 <b>XW</b> MBAX 3 : 1 <b>PD</b> BMSCITH Bt0.3 SCGP Bt0.25	<b>XD</b> AIT Bt0.15 AJ Bt0.38 AMATA Bt0.2 AMATAR Bt0.16 BGRIM Bt0.03 BH Bt1.15 BH-P Bt1.15 DREIT Bt0.175 EASON Bt0.04 ECL Bt0.05 GC Bt0.2 KAMART Bt0.05 LH Bt0.25 PM Bt0.15 PT Bt0.2 RPH Bt0.2 SAMTEL Bt0.06 SENA Bt0.12692 SNP Bt0.1 SUPEREIF Bt0.09094 TACC Bt0.17 THANA Bt0.05 UEC Bt0.06 WINNER Bt0.06 <b>XW</b> ASW 1 : 300 <b>PD</b> BCT Bt1.65 PTL Bt0.34	<b>XD</b> APURE Bt0.05 BKKCP Bt0.16 BLESS Bt0.05 BROOK Bt0.005 CBG Bt0.75 CK Bt0.15 CPTGF Bt0.15 EGATIF Bt0.0274 FORTH Bt0.15 GVREIT Bt0.201 JUBILE Bt0.38 KBSPIF Bt0.226 LEO Bt0.2 MIPF Bt0.44 ORI Bt0.15 PDG Bt0.08 PROSPECT Bt0.2285 PSL Bt0.5 SMIT Bt0.14 STP Bt0.2 TEKA Bt0.07 TFFIF Bt0.092 TFG Bt0.1 TNITY Bt0.175 TNR Bt0.2 TQM Bt0.7 TTLPF Bt0.41 TVO Bt0.2 TVO 10 : 1 XD(ST) UTP Bt0.43 <b>PD</b> PTTEP Bt4.25 RAM Bt0.25 SCC Bt6
29	30	31		
<b>XD</b> AH Bt0.58 CEYE Bt0.15 FPI Bt0.08 FUTUREPF Bt0.28 HUMAN Bt0.06 KISS Bt0.06 LALIN Bt0.305 SIRI Bt0.04 SMD Bt0.25 SPCG Bt0.25 TOA Bt0.25 XO Bt0.188 <b>PD</b> INETREIT Bt0.228	<b>XD</b> BCPG Bt0.2 CPF Bt0.4 HTECH Bt0.1 KCAR Bt0.19 <b>PD</b> 1DIV Bt0.2	<b>XD</b> BCH Bt0.4 <b>PD</b> TFM Bt0.05		

XD - Cash Dividend  
 XD(ST) - Stock Dividend

PD - Payment Date  
 XR - Rights for Common

XW - Rights for Warrant  
 XT - Rights for Transferable Subscription Right

XE - Warrant Exercise  
 CW - Capital write-down

SP - Suspension

## Disclaimer

The information in this report has been obtained from sources believed to be reliable. However, its accuracy or completeness is not guaranteed. Any opinions expressed herein reflect our judgment at this date and are subject to change without notice. This report is for information only. It is not to be construed as an offer, or solicitation of an offer to sell or buy any securities. We accept no liability for any loss arising from the use of this document. We or our associates may have an interest in the companies mentioned therein.

SCB Securities Company Limited ("SCBS") is a wholly-owned subsidiary of The Siam Commercial Bank Public Company Limited ("SCB"). Any information related to SCB is for sector comparison purposes.

This document is prepared by SCB Securities Company Limited ("SCBS") which is wholly-owned by the Siam Commercial Bank Public Company Limited ("SCB"). SCB acts as financial advisor of the SCG Chemicals Public Company Limited (SCGC). Any opinions, news, research, analyses, prices, statements, forecasts, projections and/or other information contained in this document (the "Information") is provided as general information purposes only and shall not be construed as individualized recommendation of an offer to buy or sell or the solicitation of an offer to buy or sell any securities. SCBS and/or its directors, officers and employees shall not be liable for any direct, indirect, incidental, special or consequential loss or damage, resulting from the use of or reliance on the Information, including without limitation to, damages for loss of profits. The investors shall use the Information in association with other information and opinion, including their own judgment in making investment decision. The Information is obtained from sources believed to be reliable, and SCBS cannot guarantee the accuracy, completeness and/or correctness of the Information.

This document is prepared by SCB Securities Company Limited ("SCBS") which is wholly-owned by The Siam Commercial Bank Public Company Limited ("SCB"). SCB may be appointed to act as financial advisor in relation to transactions to be carried out by Thai Oil Company Limited. Any opinions, news, research, analyses, prices, statements, forecasts, projections and/or other information contained in this document (the "Information") is provided as general information purposes only and shall not be construed as individualized recommendation of an offer to buy or sell or the solicitation of an offer to buy or sell any securities. SCBS and/or its directors, officers and employees shall not be liable for any direct, indirect, incidental, special or consequential loss or damage, resulting from the use of or reliance on the Information, including without limitation to, damages for loss of profits. The investors shall use the Information in association with other information and opinion, including their own judgment in making investment decision. The Information is obtained from sources believed to be reliable, and SCBS cannot guarantee the accuracy, completeness and/or correctness of the Information.

This document is prepared by SCB Securities Company Limited ("SCBS") which is wholly-owned by The Siam Commercial Bank Public Company Limited ("SCB"). SCB has acted as Financial Advisor, Lead Arranger of Global Power Synergy Public Company Limited. Any opinions, news, research, analyses, prices, statements, forecasts, projections and/or other information contained in this document (the "Information") is provided as general information purposes only, and shall not be construed as individualized recommendation of an offer to buy or sell or the solicitation of an offer to buy or sell any securities. SCBS and/or its directors, officers and employees shall not be liable for any direct, indirect, incidental, special or consequential loss or damage, resulting from the use of or reliance on the Information, including without limitation to, damages for loss of profits. The investors shall use the Information in association with other information and opinion, including their own judgment in making investment decision. The Information is obtained from sources believed to be reliable, and SCBS cannot guarantee the accuracy, completeness and/or correctness of the Information.

This document is prepared by SCB Securities Company Limited ("SCBS") which is wholly-owned by The Siam Commercial Bank Public Company Limited ("SCB"). SCB Asset Management Company Limited ("SCBAM") which is wholly-owned by The Siam Commercial Bank Public Company Limited ("SCB"). SCB has acted as Financial Advisor of Digital Telecommunications Infrastructure Fund. SCBAM has acted as Fund Manager of Digital Telecommunications Infrastructure Fund. Any opinions, news, research, analyses, prices, statements, forecasts, projections and/or other information contained in this document (the "Information") is provided as general information purposes only, and shall not be construed as individualized recommendation of an offer to buy or sell or the solicitation of an offer to buy or sell any securities. SCBS and/or its directors, officers and employees shall not be liable for any direct, indirect, incidental, special or consequential loss or damage, resulting from the use of or reliance on the Information, including without limitation to, damages for loss of profits. The investors shall use the Information in association with other information and opinion, including their own judgment in making investment decision. The Information is obtained from sources believed to be reliable, and SCBS cannot guarantee the accuracy, completeness and/or correctness of the Information.

SCBS reserves the right to modify the Information from time to time without notice and in its sole discretion. This document is delivered to intended recipient(s) only and is not permitted to reproduce, retransmit, disseminate, sell, distribute, republish, circulate or commercially exploit the Information in any manner without the prior written consent of SCBS.

Futures and Options trading carry a high level of risk with the potential for substantial losses, and are not suitable for all persons. Before deciding to trade Futures and Options, you should carefully consider your financial position, investment objectives, level of experience, and risk appetite if Futures and Options trading are appropriate. The possibility exists that you could sustain a loss of some or all of your initial investment. You should be aware of all the risks associated with Futures and Options trading, and you are advised to rely on your own judgment while making investment decision and/or should seek advice from professional investment advisor if you have any doubts.

This document is delivered to intended recipient(s) only and is not permitted to reproduce, retransmit, disseminate, sell, distribute, republish, circulate or commercially exploit the Information in any manner without the prior written consent of SCBS.

Copyright©2012 SCB Securities Company Limited. All rights reserved.

## CG Rating 2021 Companies with CG Rating

### Companies with Excellent CG Scoring

AAV, ADVANC, AF, AH, AIRA, AKP, AKR, ALT, AMA, AMATA, AMATAV, ANAN, AOT, AP, ARIP, ARROW, ASP, AUCTION, AWC, AYUD, BAFS, BANPU, BAY, BBL, BCP, BCPG, BDMS, BEM, BGC, BGRIM, BIZ, BKH, BOL, BPP, BRR, BTS, BTW, BWG, CENTEL, CFRESH, CHEWA, CHO, CIMBT, CK, CKP, CM, CNT, COM7, COMAN, COTTO, CPALL, CPF, CPI, CPN, CRC, CSS, DDD, DELTA, DEMCO, DRT, DTAC, DUSIT, EA, EASTW, ECF, ECL, EE, EGCO, EPG, ETC, FPI, FPT, FSMART, GBX, GC, GCAP, GFPT, GGC\*, GLAND, GLOBAL, GPI, GPSC, GRAMMY, GULF, GUNKUL, HANA, HARN, HMPRO, ICC, ICHI, III, ILINK, ILM, INTUCH, IP, IRPC, ITEL, IVL, JSP, JWD, K, KBANK, KCE, KKP, KSL, KTB, KTC, LALIN, LANNA, LH, LHFG, LIT, LPN, MACO, MAJOR, MAKRO, MALEE, MBK, MBKET, MC, MCOT, METCO, MFEC, MINT, MONO, MOONG, MSC, MTC, MVP, NCL, NEP, NER, NKI, NOBLE, NSI, NVD, NWR, NYT, OISHI, OR, ORI, OSP, OTO, PACE, PACO, PAF, PCSGH, PDG, PDJ, PG, PHOL\*, PLANB, PLANET, PLAT, PORT, PPS, PR9, PREB, PRG, PRM, PROUD, PSH, PSL, PTG, PTT, PTTEP, PTTGC, PYLON, Q-CON, QH, QTC, RATCH, RS, S, S & J, SAAM, SABINA, SAMART, SAMTEL, SAT, SC, SCB, SCC, SCCC, SCG, SCGP, SCM, SDC, SEAFCO, SEAOL, SE-ED, SELIC, SENA, SHR, SIRI, SIS, SITHAI, SMK, SMPK, SNC, SONIC, SPALI, SPI, SPRC, SPVI, SSSC, SST, STA, STEC\*, STI, SUN, SUSCO, SUTHA, SVI\*, SYMC, SYNTEC, TACC, TASC, TCAP, TEAMG, TFMAMA, TGH, THANA, THANI, THCOM, THG, THIP, THRE, THREL, TIP<sup>1</sup>, TIPCO, TISCO, TK, TKT, TMT, TNDT, TNITY, TOA, TOP, TPBI, TQM, TRC, TRU, TRUE, TSC, TSR, TSTE, TSTH, TTA, TTB, TTCL, TTW, TU, TVD, TVI, TVO, TWPC, U, UAC, UBIS, UV, VGI, VIH, WACOAL, WAVE, WHA, WHAUP, WICE, WINNER, ZEN

### Companies with Very Good CG Scoring

2S, 7UP, ABICO, ABM, ACE, ACG, ADB, AEONTS, AGE, AHC, AIT, ALL, ALLA, ALUCON, AMANAH, AMARIN, APCO, APCS, APURE, AQUA, ASEFA, ASIAN, ASK, ATP30, BA, BC, BEC, BFIT, BJCHI, BR, CBG, CGH, CHAYO, CHOTI, CI, CMC, CPL, CRD, CSP, DCC, ASAP, ASIA, ASIMAR, ASN, B, BAM, BCH, BEYOND, BJC, BLA, BROOK, CEN, CHARAN, CHG, CHOW, CIG, COLOR, CPW, CSC, CWT, DCON, DHOUSE, DOD, DOHOME, DV8, EASON, EFORL, ERW, ESSO, ESTAR, ETE, FE, FLOYD, FN, FNS, FORTH, FSS, FTE, FVC, GEL, GENCO, GJS, GYT, HEMP, HPT, HTC, HYDRO, ICN, IFS, IMH, IND, INET, INSURE, IRC, IRCP, IT, ITD\*, J, JAS, JCK, JCKH, JMART, JMT, KBS, KCAR, KEX, KGI, KIAT\*, KISS, KOOL, KTIS, KUMWEL, KUN, KWC, KWM, L&E, LDC, LEO, LHK, LOXLEY, LRH, LST, M, MATCH, MBAX, MEGA, META, MFC\*, MGT, MICRO, MILL, MITSIB, MK, MODERN, MTI, NBC, NCAP, NCH, NETBAY, NEX, NINE, NRF, NTV, OCC, OGC, PATO, PB, PICO, PIMO, PJW, PL, PM, PMTA, PPP, PPPM, PRIME, PRIN, PRINC, PSTC, PT, QLT, RBF, RCL, RICHY, RML, ROJNA, RPC, RT, RWI, S11, SA, SAK, SALEE, SAMCO, SANKO, SAPPE, SAWAD, SCI, SCN, SCP, SE, SFLEX, SFP, SFT, SGF, SIAM, SINGER, SKE, SKN, SKR, SKY, SLP, SMIT, SMT, SNP, SO, SORKON, SPA, SPC, SPCG, SR, SRICHA, SSC, SSF, STANLY, STGT, STOWER\*, STPI, SUC, SWC, SYNEX, T, TAE, TAKUNI, TBSP, TCC, TCMC, TEAM, TFG, TFI, TIGER, TITLE, TKN, TKS, TM, TMC, TMD, TMI, TMILL, TNL, TNP, TOG, TPA, TPAC, TPCS, TPS, TRITN, TRT, TSE, TVT, TWP, UEC, UMI, UOBKH, UP, UPF, UPOIC, UTP, VCOM, VL, VNT, VPO, VRANDA, WGE, WIJK, WP, XO, XPG, YUASA

### Companies with Good CG Scoring

A, AI, AIE, AJ, AMC, APP, AQ, ARIN, AS, AU, B52, BEAUTY, BGT, BH, BIG, BLAND, BM, BROCK, BSBM, BSM, BYD\*, CCP, CITY, CMO, CPT, CSR, EKH, EP, FMT, GLOCON\*, GSC, HTECH, IHL, INGRS, JAK, JTS, KASET, KK, KWG, LEE, BTNC, CAZ, CGD, CMAN, CMR, CRANE, D, EMC, F&D, GIFT, GREEN, GTB, HUMAN, IIG, INOX, JR, JUBILE, KCM, KKC, KYE, LPH, MATI, M-CHAI, MCS, MDX, MJD, MORE, MUD, NC, NDR, NFC, NNCL, NOVA, NPK, NUSA, OCEAN, PAF, PF, PK, PLE, PPM, PRAKIT, PRAPAT, PRECHA, PTL, RCI<sup>2</sup>, RJH, RP, RPH, RSP, SABUY, SF, SGP, SICT, SIMAT, SISB, SK, SMART, SOLAR, SPACK, SPG, SQ, SSP, STARK, STC, SUPER, SVOA, TC, TCCC, THMUI, TNH, TNR, TOPP, TPCH, TPIPL, TPIPP, TPLAS, TPOLY, TQR, TTI, TYCN, UKEM, UMS, UNIQ, UPA, UREKA, VIBHA, W, WIN, WORK, WPH, YGG, ZIGA

### Corporate Governance Report

The material contained in this publication is for general information only and is not intended as advice on any of the matters discussed herein. Readers and others should perform their own independent analysis as to the accuracy or completeness or legality of such information. The Thai Institute of Directors, its officers, the authors and editor make no representation or warranty as to the accuracy, completeness or legality of any of the information contained herein. By accepting this document, each recipient agrees that the Thai Institute of Directors Association, its officers, the authors and editor shall not have any liability for any information contained in, or for any omission from, this publication.

The survey result is as of the date appearing in the Corporate Governance Report of Thai Listed Companies. As a result, the survey result may be changed after that date. SCB Securities Company Limited does not conform nor certify the accuracy of such survey result.

To recognize well performers, the list of companies attaining "Good", "Very Good" and "Excellent" levels of recognition

(Not including listed companies qualified in the "no announcement of the results" clause from 1 January 2020 to 26 October 2021) is publicized.

<sup>1</sup> TIP was voluntarily delisted from the Stock Exchange of Thailand effectively on July 24, 2021

<sup>2</sup> RCI was voluntarily delisted from the Stock Exchange of Thailand, effectively on July 16, 2021

\* บริษัทหรือกรรมการหรือผู้บริหารของบริษัทที่มีข่าวด้านกฏการกีดกันผู้ถือหุ้น เช่น การกระทำความผิดเกี่ยวกับหลักทรัพย์ การทุจริต คอร์รัปชัน เป็นต้น ซึ่งการใช้ข้อมูล CGR ควรตระหนักถึงข้อดังกล่าวประกอบด้วย

### Anti-corruption Progress Indicator

#### Certified (ได้รับการรับรอง)

2S, 7UP, ADVANC, AF, AI, AIE, AIRA, AKP, AMA, AMANAH, AMATA, AMATAV, AP, APCS, AQUA, ARROW, AS, ASIAN, ASK, ASP, AWC, AYUD, B, BAFS, BAM, BANPU, BAY, BBL, BCH, BCP, BCPG, BE8, BEYOND, BGC, BGRIM, BKI, BLA, BPP, BROOK, BRR, BSBM, BTS, BWG, CEN, CENTEL, CFRESH, CGH, CHEWA, CHOTI, CHOW, CIG, CIMBT, CM, CMC, COM7, COTTO, CPALL, CPF, CPI, CPN, CSC, DCC, DELTA, DEMCO, DIMET, DRT, DTAC, DUSIT, EA, EASTW, ECL, EGCO, EP, EPG, ERW, ESTAR, ETE, FE, FNS, FPI, FPT, FSMART, FSS, FTE, GBX, GC, GCAP, GEL, GFPT, GGC, GJS, GPI, GPSC, GSTEEL, GULF, GUNKUL, HANA, HARN, HEMP, HENG, HMPRO, HTC, ICC, ICHI, IFS, ILINK, INET, INSURE, INTUCH, IRC, IRPC, ITEL, IVL, JKN, JR, K, KASET, KBANK, KBS, KCAR, KCE, KGI, KKP, KSL, KTB, KTC, KWI, L&E, LANNA, LH, LHFG, LHK, LPN, LRH, M, MAKRO, MALEE, MATCH, MBAX, MBK, MC, MCOT, META, MFC, MFEC, MILL, MINT, MONO, MOONG, MSC, MST, MTC, NATION, NBC, NEP, NINE, NKI, NOBLE, NOK, NSI, NWR, OCC, OGI, OR, PAP, PATO, PB, PCSGH, PDG, PDJ, PG, PHOL, PK, PL, PLANB, PLANET, PLAT, PM, PPP, PPPM, PPS, PR9, PREB, PRG, PRINC, PRM, PROS, PSH, PSL, PSTC, PT, PTG, PTT, PTTEP, PTTGC, PYLON, Q-CON, QH, QLT, QTC, RATCH, RML, RWI, S & J, SAAM, SABINA, SAPPE, SAT, SC, SCB, SCC, SCCC, SCG, SCGP, SCM, SCN, SEAOL, SE-ED, SELIC, SENA, SGP, SINGER, SIRI, SITHAI, SKR, SMIT, SMC, SMPK, SNC, SNP, SORKON, SPACK, SPALI, SPC, SPI, SPRC, SRICHA, SSF, SSP, SSSC, SST, STA, STOWER, SUSCO, SVI, SYMC, SYNTEC, TAE, TAKUNI, TASC, TCAP, TCMC, TFG, TFI, TFMAMA, TGH, THANI, THCOM, THIP, THRE, THREL, TIDLOR, TIPCO, TISCO, TKS, TKT, TMILL, TMT, TNITY, TNL, TNP, TNR, TOG, TOP, TOPP, TPA, TPCS, TPP, TRU, TRUE, TSC, TSTE, TSTH, TTA, TTB, TTCL, TU, TVDH, TVI, TVO, TWPC, U, UBE, UBIS, UEC, UKEM, UOBKH, UPF, UV, VGI, VIH, WACOAL, WHA, WHAUP, WICE, WIJK, XO, YUASA, ZEN, ZIGA

#### Declared (ประกาศเจตนาสมัคร)

AH, AJ, ALT, APCO, B52, BEC, CHG, CI, CPL, CPR, CPW, CRC, DDD, DHOUSE, DOHOME, ECF, EKH, ETC, EVER, FLOYD, GLOBAL, III, ILM, INOX, JTS, KEX, KUMWEL, LDC, MAJOR, MEGA, NCAP, NOVA, NRF, NUSA, NYT, OR, PIMO, PLE, RS, SAK, SIS, STECH, STGT, SUPER, SVT, TKN, TMI, TQM, TSI, VARO, VCOM, VIBHA, WIN

#### N/A

3K-BAT, A, A5, AAV, ABICO, ABM, ACAP, ACC, ACE, ACG, ADB, ADD, AEONTS, AFC, AGE, AHC, AIT, AJA, AKR, ALL, ALLA, ALPHAX, ALUCON, AMARIN, AMC, AMR, ANAN, AOT, APEX, APP, APURE, AQ, ARIN, ARIP, ASAP, ASEFA, ASIA, ASIMAR, ASN, ASW, ATP30, AU, AUCTION, BA, BBGI, BBIK, BC, BCT, BDMS, BEAUTY, BEM, BFIT, BGT, BH, BIG, BIOTEK, BIS, BIZ, BJC, BJCHI, BKD, BLAND, BLESS, BLISS, BM, BOL, BR, BRI, BROCK, BSM, BTNC, BTW, BUI, BYD, CAZ, CBG, CCET, CCP, CEYE, CGD, CHARAN, CHAYO, CHIC, CHO, CITY, CIVIL, CK, CKP, CMAN, CMO, CMR, CNT, COLOR, COMAN, CPANEL, CPH, CPT, CRANE, CRD, CSP, CSR, CSS, CTW, CV, CWT, D, DCON, DITTO, DMT, DOD, DPAINT, DTIC, DV8, EASON, EE, EFORL, EMC, ESSO, F&D, FANCY, FMT, FN, FORTH, FTI, FVC, GENCO, GIFT, GL, GLAND, GLOCON, GLORY, GRAMMY, GRAND, GREEN, GSC, GTB, GYT, HFT, HL, HPT, HTECH, HUMAN, HYDRO, ICN, IFEC, IHL, IIG, IMH, IND, INGRS, INSET, IP, IRCP, IT, ITD, J, JAK, JAS, JCK, JCKH, JCT, JDF, JMART, JMT, JP, JUBILE, JWD, KAMART, KC, KCC, KCM, KDH, KIAT, KISS, KK, KKC, KOOL, KTIS, KUN, KWC, KWM, KYE, LALIN, LEE, LEO, LIT, LOXLEY, LPH, LST, MACO, MANRIN, MATI, MAX, M-CHAI, MCS, MDX, MENA, METCO, MGT, MICRO, MIDA, MITSIB, MJD, MK, ML, MODERN, MORE, MPIC, MUD, MVP, NC, NCH, NCL, NDR, NER, NETBAY, NEW, NEWS, NEX, NFC, NNCL, NPK, NSL, NTV, NV, NVD, OHTL, OISHI, ONEE, OSP, OTO, PACE, PACO, PAF, PEACE, PERM, PF, PICO, PIN, PJW, PLUS, PMTA, POLAR, POMUI, PORT, POST, PPM, PRAKIT, PRAPAT, PRECHA, PRIME, PRIN, PRO, PROEN, PROUD, PSG, PTC, PTECH, PTL, RAM, RBF, RCL, RICHY, RJH, ROCK, ROH, ROJNA, RP, RPC, RPH, RSP, RT, S, S11, SA, SABUY, SAFARI, SALEE, SAM, SAMART, SAMCO, SAMTEL, SANKO, SAUCE, SAWAD, SAWANG, SCI, SCP, SDC, SE, SEAFCO, SECURE, SENAJ, SFLEX, SFP, SFT, SGF, SHANG, SHR, SIAM, SICT, SIMAT, SISB, SK, SKE, SKN, SKY, SLM, SLP, SMART, SMD, SMT, SNNP, SO, SOLAR, SONIC, SPA, SPCG, SPG, SPVI, SQ, SR, SSC, SSS, STANLY, STARK, STC, STEC, STHAI, STI, STP, STPI, SUN, SUN, SUTHA, SVH, SVOA, SWC, SYNEX, TACC, TAPAC, TC, TCC, TCCC, TCJ, TCOAT, TEAM, TEAMG, TEKA, TFM, TGPRO, TH, THAI, THANA, THE, THG, THL, THMUI, TIGER, TIPH, TITLE, TK, TKC, TLI, TM, TMC, TMD, TNDT, TNH, TNPC, TOA, TPAC, TPBI, TPCH, TPIPL, TPIPP, TPLAS, TPOLY, TPS, TQR, TR, TRC, TRITN, TRT, TRUBB, TRV, TSE, TSF, TSR, TTI, TTT, TTW, TVT, TWP, TWZ, TYCN, UAC, UMI, UMS, UNIQ, UP, UPA, UPOIC, UREKA, UTP, UVAN, VL, VNG, VPO, VRANDA, W, WAVE, WFX, WGE, WINMED, WINNER, WORK, WORLD, WP, WPH, XPG, YGG, YONG

### Explanations

Companies participating in Thailand's Private Sector Collective Action Coalition Against Corruption programme (Thai CAC) under Thai Institute of Directors (as of May 9, 2022) are categorised into: companies that have declared their intention to join CAC, and companies certified by CAC.