



## Market today

### “Risks pressuring the market. Negative if below 1,629.”

The SET is seen to have risks from 1) a slowdown in economic figures expected in US and EU PMI reports next with, as well as 2Q22 US GDP (second estimate), which is likely to contract; 2) COVID-19 outbreak situation in China as the number of cases is rising and 3) the weakening of the Thai baht, negative to fund flows. Therefore, keep an eye on the market and take care at the lower bound of 1,629. A drop below is a negative signal. The market yesterday did not break through resistance of 1,643.



## Today's highlights

- China opposed the US' new chip act, saying that violates free trade, and is prepared to use countermeasures to maintain its rights.
- The number of new cases in China has risen to more than 3,000 in Hainan province, the largest outbreak since in Shanghai in March.
- ECB officials support an aggressive hike in interest rates next month after EU July inflation rose to 8.9%, higher than the 8.6% expected.
- BOI approved promotional privileges for 26 projects in EV with capacity of 830,000 units. It expects to reach its target of 1mn as manufacturers from China and EU are applying for promotional privileges.
- The BMA is talking with the Ministry of Finance about combining city planning laws with land laws to prevent land owners avoiding paying taxes on abandoned land by simply doing some planting.
- The Ministry of Health will ask the CCSA today to bring COVID-19 down to endemic status from October 1 and change treatment plans to treatment for 5 days and quarantine for 5 days.
- Today is the first day to register for the '50-50' scheme phase 5, capped at 26.5mn applicants.



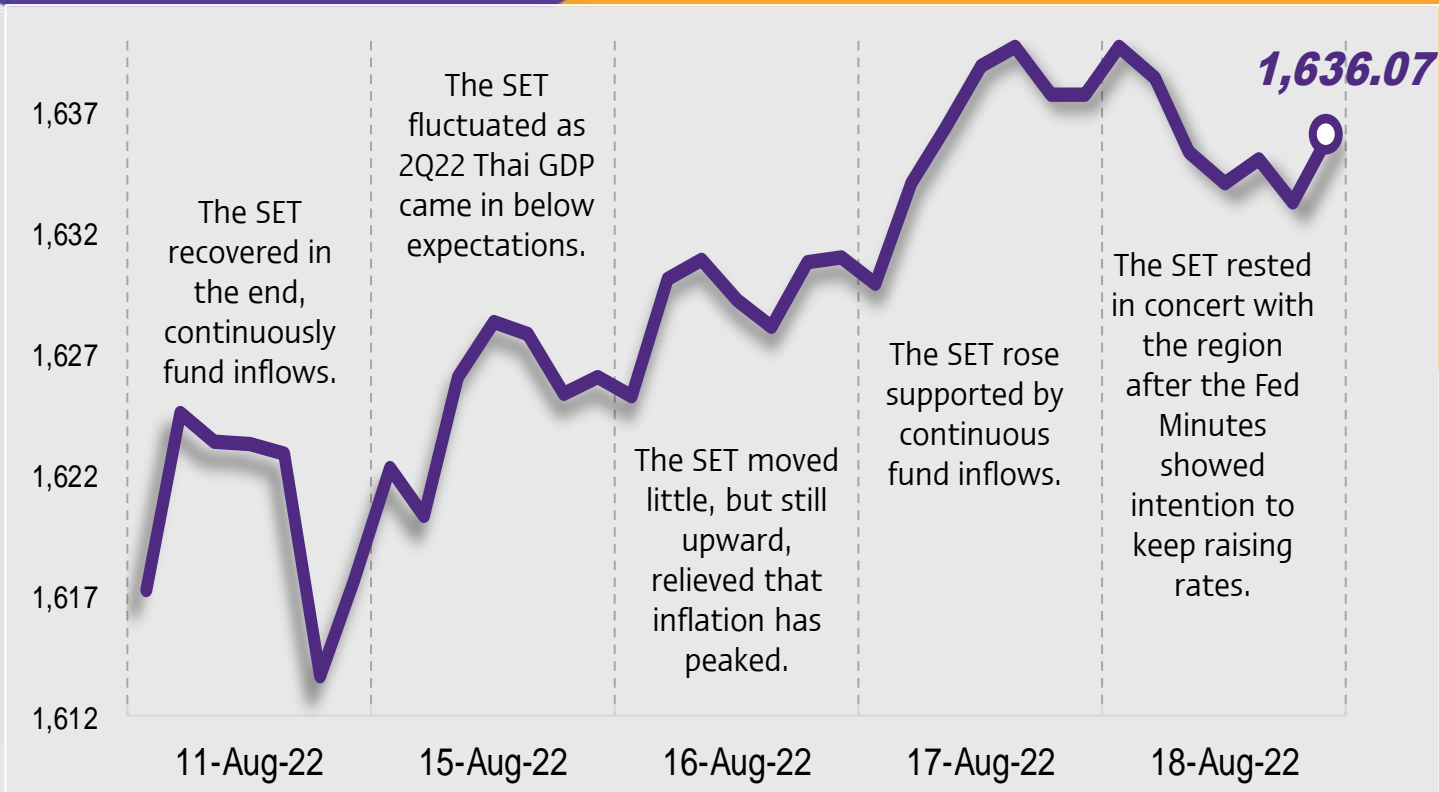
## Strategy today

Market risk level has begun to come down after US inflation slowed, which may lead the Fed to step down from the decision to raise interest rate by 75bps over the rest of this year. This is positive for the investment climate. However, the risk from the prolonged Russia-Ukraine war and recession in Europe means caution needs to continue. We recommend “selective buy” in good quality assets with specific positive drivers.

See the end of this report for disclaimer

## Support - Resistances

1629/1618 – 1643/1650



## Trading today

**Weekly portfolio:** Although market risk is reduced by slower inflation, caution is still warranted in view of the possibility of a recession. We recommend to invest in good quality stocks with specific positive drivers:

- 1) Big-cap stocks that benefit from fund inflow and whose valuations are not high – KBANK and BDMS;
- 2) Stocks that benefit from the return of tourists and with good profit growth momentum both YoY and QoQ – ERW, MINT, CRC and AOT;
- 3) Stocks whose 2H22 operations are poised to do well and offer an interim dividend between Aug–Sept – PTT, BCP, LH and SPALI.

**In the short term we recommend to avoid or be cautious of investing** in stocks that have negative factors pressuring earnings reports and stock prices:

- 1) Stocks expected to be hurt by the sentiment surrounding a reduction in vehicle export target due to chip shortage – NYT, SAT, AH and STANLY;
- 2) Stocks in the Electronics sector as prices have already risen to a high level and recent guidance by a leading global technology stock is not hopeful and orders are slowing – DELTA and KCE.
- 3) Bulk freight stocks that will be hit by negative sentiment after a steady drop in BDI, down 5.3% DoD to 1,320, a 6.5-month low – PSL and TTA.



## Daily focus

**BCP:** We expect 2H22 core profit to be strong from improving marketing margin, with E&P business generating profit on higher sales and oil price, while the electricity generation business is stable. It announced an interim dividend of Bt1.25/share or yield of 3.8% (XD on Aug 31).

**BJC:** We expect 3Q22 profit to grow in YoY from improving sales, rental and other revenues in tandem with returning economic activities, but be stable QoQ due to seasonal factors. Share price is 20% below where it was before COVID-19 and thus does not reflect its profit recovery.

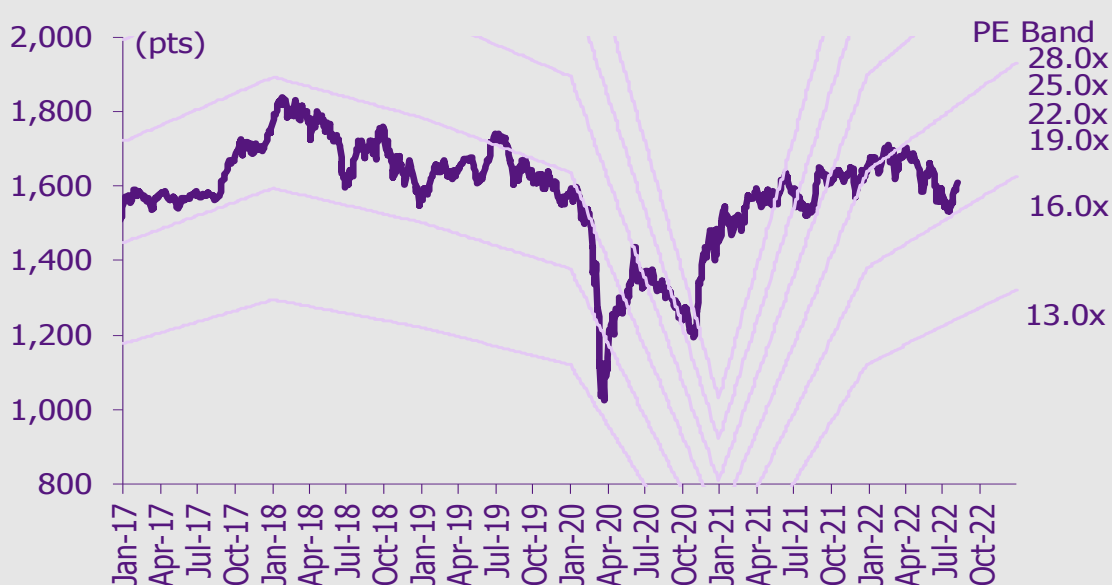
## Today's reports

**BCH** – 2Q22: In line with estimates

## What to watch

Date	Event
15 Aug	<b>Economic release:</b> JP – Revised industrial production for Jun
16 Aug	<b>Economic release:</b> EU – Trade balance for Jun, US – Industrial production for Jul
17 Aug	<b>Economic release:</b> JP – Trade balance for Jul, EU – Flash GDP for 2Q22, US – Retail sales for Jul, crude oil inventories
18 Aug	<b>Economic release:</b> EU – Final CPI for Jul, US – Unemployment claims
19 Aug	<b>Economic release:</b> JP – National core CPI for Jul <b>Event:</b> Announcement date of Sep 2022 FTSE Global Index Series inclusion/exclusion levels

## SET Index movement



See the end of this report for disclaimer

## SET index series

Index	18 Aug (pts)	Chg (pts)	Chg (%)	Value (Btmn)
SET	1,636.07	(3.65)	(0.22)	76,611.03
SET50	989.00	(2.48)	(0.25)	50,286.39
SET100	2,237.16	(5.44)	(0.24)	58,208.95
sSET	1,056.48	0.88	0.08	2,885.07
SETCLMV	1,021.85	(5.12)	(0.50)	43,914.39
SETHD	1,179.10	(2.98)	(0.25)	10,715.05
SETTHSI	1,033.29	(1.24)	(0.12)	32,621.36
SETWB	1,001.88	(4.23)	(0.42)	30,847.14
mai	624.74	9.37	1.52	4,113.62

## Trading summary by investor type

(Btmn)	18 Aug	WTD	MTD	YTD
<b>Foreign</b>				
Net	6,141	22,621	41,178	158,528
Breakdown (%)	42.20	46.05	46.64	47.10
<b>Institution</b>				
Net	3,197	2,479	(5,290)	(104,102)
Breakdown (%)	11.87	9.40	9.41	7.99
<b>PropTrade</b>				
Net	1,064	(3,110)	(3,617)	(2,594)
Breakdown (%)	7.59	8.71	8.85	8.61
<b>Individual</b>				
Net	(10,403)	(21,991)	(32,271)	(51,832)
Breakdown (%)	38.34	35.84	35.10	36.30

% of total trade value for each investor type

## S50 futures trading by foreign investors

(Contract)	18-Aug	WTD	MTD	YTD
Foreign	3,179	46,837	137,072	142,305
Institution	775	(3,044)	4,440	9,352
Customer	(3,954)	(43,793)	(141,512)	(151,657)

## Bond trading by foreign investors















(Btmn)	18-Aug	WTD	MTD	YTD
Buy	1,774	19,277	55,628	739,104
Sell	5,574	12,466	33,083	611,781
Net	-3,800	6,811	22,546	127,322

Investment Strategy Department



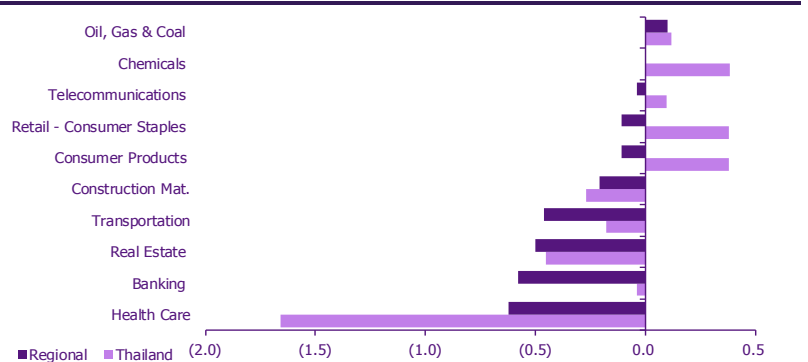
# Market update

## Global market movement

	18-Aug	Index	Chg (pts)	Performance (%)				PE (x)		EPS gth (%)		PBV (x)		ROE (%)	
				1D	WTD	MTD	YTD	22F	23F	22F	23F	22F	23F	22F	23F
S&P 500		4,284	9.70	0.2	0.1	3.7	(10.1)	18.9	17.6	17.4	7.6	4.0	3.6	22.4	22.5
Euro Stoxx 600		441	1.73	0.4	(0.0)	0.6	(9.6)	12.3	11.9	28.6	3.0	1.7	1.6	12.5	12.1
Japan		28,942	(280.63)	(1.0)	1.4	4.1	0.5	16.2	15.2	1.8	6.5	1.7	1.6	9.9	10.0
Hang Seng		19,764	(158.54)	(0.8)	(2.0)	(1.9)	(15.5)	10.1	8.9	(25.5)	13.3	1.1	1.0	11.3	11.2
MSCI Asia x J		647	(3.99)	(0.6)	(0.8)	0.7	(18.1)	12.7	11.7	(0.5)	9.2	1.5	1.4	11.7	11.5
Philippines		6,825	5.64	0.1	1.9	8.1	(4.2)	16.3	13.7	23.7	18.4	1.6	1.5	8.6	9.6
Indonesia		7,187	53.10	0.7	0.8	3.4	9.2	16.7	15.6	41.1	7.2	2.1	2.0	(6.7)	(6.4)
Malaysia		1,517	(1.54)	(0.1)	0.7	1.6	(3.2)	14.7	14.0	(0.8)	4.3	1.5	1.4	10.2	11.3
Thailand		1,636	(3.65)	(0.2)	0.9	3.8	(1.3)	15.8	14.9	20.2	5.8	1.7	1.6	8.6	9.1
<b>Asean 4 - simple avg.</b>				<b>0.1</b>	<b>1.1</b>	<b>4.2</b>	<b>0.1</b>	<b>15.8</b>	<b>14.6</b>	<b>21.0</b>	<b>8.9</b>	<b>1.7</b>	<b>1.6</b>	<b>5.2</b>	<b>5.9</b>
China		3,278	(14.98)	(0.5)	0.0	0.7	(10.0)	11.3	9.9	26.8	14.3	1.3	1.2	11.1	10.9
India		60,298	37.87	0.1	1.4	4.7	3.5	22.1	19.0	16.9	16.3	3.3	3.0	15.2	15.4
Singapore		3,273	10.72	0.3	0.1	1.9	4.8	12.6	11.1	13.3	13.5	1.1	1.0	9.1	9.9
Taiwan		15,397	(68.69)	(0.4)	0.7	2.6	(15.5)	10.7	11.2	9.4	(4.8)	2.0	1.8	21.5	18.0
Korea		2,508	(8.42)	(0.3)	(0.8)	2.3	(15.8)	10.5	9.8	(0.1)	7.4	1.0	0.9	7.4	11.1
<b>Others</b>				<b>(0.2)</b>	<b>0.3</b>	<b>2.5</b>	<b>(6.6)</b>	<b>13.4</b>	<b>12.2</b>	<b>13.3</b>	<b>9.3</b>	<b>1.7</b>	<b>1.6</b>	<b>12.8</b>	<b>13.1</b>

## Regional sector movement

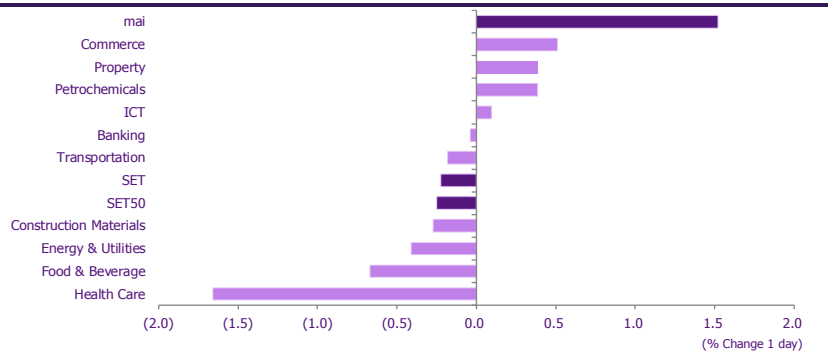
	Price performance (%) *			
	18-Aug	WoW	MoM	YTD
Banking	(0.58)	(0.80)	3.54	(9.89)
Chemicals	0.00	0.45	7.23	2.12
Construction Mat.	(0.21)	0.43	4.54	(3.37)
Consumer Products	(0.11)	0.30	2.35	(0.03)
Health Care	(0.62)	(1.67)	0.11	(13.95)
Oil, Gas & Coal	0.10	0.43	5.23	0.52
Real Estate	(0.50)	0.33	(7.14)	(19.66)
Retail - Consumer Staples	(0.11)	0.30	2.35	(0.03)
Telecommunications	(0.04)	(0.18)	3.49	(12.27)
Transportation	(0.46)	0.10	2.71	(5.76)



\* Regional sector price performances (%) are based on US\$ and Thai sector price performances (%) are based on baht

## Thailand sector movement

	Price performance (%)			
	18-Aug	WoW	MTD	YTD
Banking	(0.04)	2.10	4.54	(8.18)
Commerce	0.51	2.44	3.54	(2.67)
Construction Materials	(0.27)	0.26	0.10	(5.92)
Energy & Utilities	(0.41)	0.39	3.83	1.86
Food & Beverage	(0.67)	0.56	3.34	(0.64)
Health Care	(1.66)	(1.98)	1.95	20.49
ICT	0.10	0.00	2.05	(9.04)
Petrochemicals	0.39	4.34	5.02	(6.73)
Property	0.39	1.20	4.99	3.54
Transportation	(0.18)	(0.75)	1.91	7.87
SET	(0.22)	0.85	3.78	(1.30)
SET50	(0.25)	0.34	3.16	(0.18)
MAI	1.52	2.26	7.44	7.32



## 10 Most active stocks by value

Stock	Price (Bt)	Value (Btmn)	Chg (%)
BH	186.50	7,108.77	(3.62)
BDMS	27.25	3,446.91	(1.80)
BANPU	13.90	3,244.77	(0.71)
KBANK	154.00	2,372.41	0.00
PTT	37.25	1,698.12	(1.32)
AOT	72.00	1,387.38	0.00
DELTA	576.00	1,336.30	(1.71)
PTTEP	155.00	1,267.20	0.00
TOP	57.00	1,038.81	0.00
CPALL	61.00	1,025.54	0.41

## Top 10 gainers

Stock	Price (Bt)	Value (Btmn)	Chg (%)
AQ	0.03	0.81	50.00
TH	5.10	688.31	12.83
MONO	1.61	214.31	11.81
L&E	2.62	122.38	10.08
AFC	15.30	204.99	9.29
TC	10.80	290.60	8.54
PPPM	0.13	1.56	8.33
TR	50.25	27.81	6.91
SAWANG	11.00	0.01	6.80
BCT	59.00	39.21	6.79

## Top 10 losers

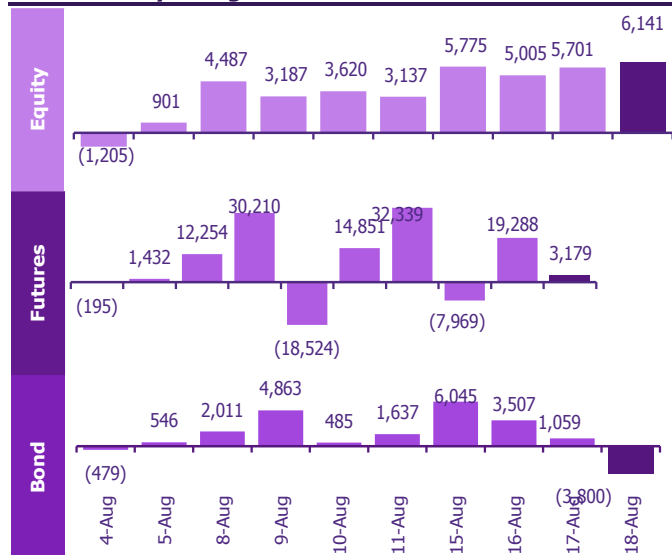
Stock	Price (Bt)	Value (Btmn)	Chg (%)
INSURE	414.00	9.20	(23.05)
RCL	35.25	311.83	(7.24)
RAM	54.00	118.70	(4.85)
SNC	17.50	17.59	(3.85)
BIG	0.76	3.40	(3.80)
VIH	10.40	33.94	(3.70)
BH	186.50	7,108.77	(3.62)
THIP	48.00	3.35	(3.52)
EVER	0.28	0.30	(3.45)
M-CHAI	313.00	6.02	(3.40)

## Fund flow monitor

### Regional foreign fund flows to equity

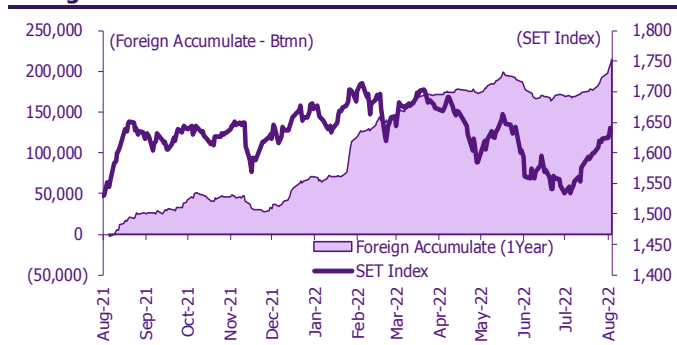
(US\$ Mn)	Thailand	Indonesia	Philippines	Malaysia	Vietnam	India	Taiwan	South Korea	Japan
<b>Daily</b>									
18-Aug-22	172	73	12		5		(176)	223	
17-Aug-22	161		15	34	(2)	542	(55)	26	
16-Aug-22	141	64	23	39	23		(161)	131	
15-Aug-22	163	14	6	31	3		(90)		
12-Aug-22		52	(105)	49	6	1,790	283	(5)	340
<b>Weekly</b>									
<b>WTD</b>	<b>637</b>	<b>151</b>	<b>57</b>	<b>105</b>	<b>29</b>	<b>542</b>	<b>(482)</b>	<b>380</b>	<b>340</b>
12-Aug-22	408	284	(201)	111	4	2,579	(130)	121	340
5-Aug-22	114	(186)	13	88	62	1,860	(431)	1,282	452
29-Jul-22	119	130	10	30	63	750	417	544	(903)
22-Jul-22	24	3	(14)	34	24	1,194	(104)	733	2,191
<b>Monthly</b>									
<b>MTD</b>	<b>1,159</b>	<b>249</b>	<b>(131)</b>	<b>303</b>	<b>94</b>	<b>4,982</b>	<b>(1,042)</b>	<b>1,782</b>	<b>792</b>
Jul-22	128	(150)	(80)	28	(18)	836	(626)	1,363	4,963
Jun-22	(841)	(501)	(207)	(291)	89	(6,342)	(7,724)	(4,796)	(9,556)
May-22	592	(243)	(350)	18	138	(4,871)	57	170	(1,993)
YTD	4,728	4,368	(986)	1,791	151	(22,739)	(35,737)	(12,942)	6,328

### Thailand daily foreign net flows

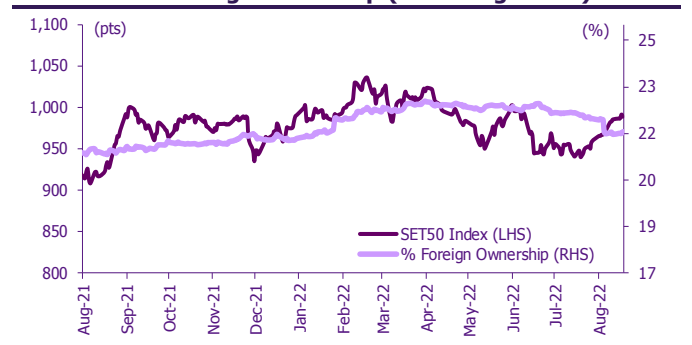


	Equity (Btmn)	SET50 futures (Contract)	Bond (Btmn)*	Bond (Btmn)
<b>Daily</b>				
18-Aug-22	6,141	3,179	630	(3,800)
<b>Weekly</b>				
<b>WTD</b>	<b>22,621</b>	<b>46,837</b>	<b>9,252</b>	<b>6,811</b>
11-Aug-22	14,431	38,791	7,600	8,997
5-Aug-22	4,125	51,444	9,894	6,738
27-Jul-22	4,376	31,678	6,042	(1,921)
22-Jul-22	889	41,330	7,837	(2,455)
<b>Monthly</b>				
<b>MTD</b>	<b>41,178</b>	<b>137,072</b>	<b>26,746</b>	<b>22,546</b>
Jul-22	4,721	33,437	6,426	(3,593)
Jun-22	(29,387)	(101,334)	(19,303)	(14,819)
May-22	20,284	109,007	21,576	30,012
<b>Quarterly</b>				
<b>QTD</b>	<b>1,765</b>	<b>(59,103)</b>	<b>(11,018)</b>	<b>22,811</b>
1Q22	110,864	30,899	6,488	85,559
4Q21	28,128	44,270	8,986	110,523
3Q21	(443)	6,232	1,282	21,383
2Q21	(46,593)	(7,583)	(994)	76,603
<b>YTD</b>				
2021	(48,578)	27,284	6,522	212,522
2020	(264,386)	(7,313)	(1,701)	(35,245)

### Foreign net flow and SET movement



### SET50 and its foreign ownership (excluding NVDR)



### Foreign buy/sell activity monitor

#### Most foreign holding value change

	Fgn hld (%)	Δ Fgn (M.shares)	Buy* (Btmn)	Sell* (Btmn)
KBANK	41.99	6.01	925	
AOT	9.38	10.16	732	
PTT	8.71	12.30	458	
BH	26.25	1.88	351	
SCB	18.17	2.81	303	
BANPU	10.37	21.47	298	
BDMS	21.28	9.80	267	
TOP	14.88	2.63	150	
BBL	24.28	1.01	139	
HANA	55.79	2.48	116	
CPALL	32.21	(4.55)	(277)	
ADVANC	35.39	(0.77)	(154)	
TQM	5.19	(1.78)	(75)	
TTB	27.16	(32.67)	(40)	
CBG	7.43	(0.32)	(35)	
KCE	20.35	(0.53)	(31)	
SCC	11.75	(0.08)	(28)	
ESSO	70.10	(2.28)	(28)	
MAJOR	27.54	(1.30)	(26)	
AP	24.83	(2.41)	(25)	
BH			838	THG (154)
BDMS			660	HMPRO (95)
PTT			258	SCB (93)
BANPU			242	AOT (87)
BBL			194	CHG (84)
CBG			167	PTTGC (67)
BLA			156	COM7 (66)
OR			137	DTAC (60)
GULF			136	INTUCH (49)
DELTA			124	RATCH (48)

#### Top-5 NVDR net buy/sell

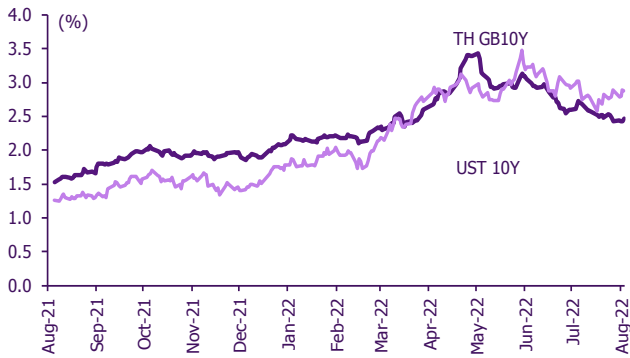
\* SCBS Investment Research estimates

# Multi-asset price update

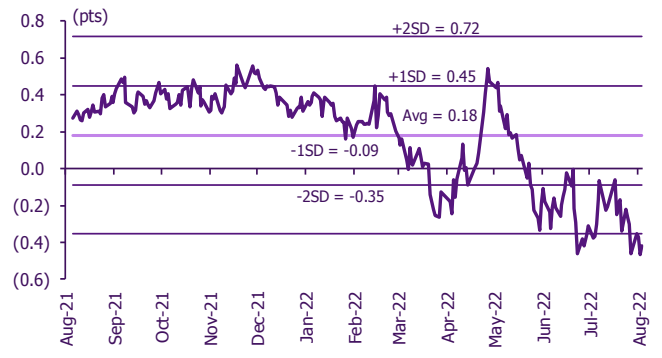
## Key indicator update

	Close	18-Aug	WoW	MoM	YoY	YTD
<b>Financial market condition</b>						
VIX Index	19.56	(1.71)	(3.17)	(20.16)	(9.32)	13.59
Europe CDS (bps)	97.75	(1.06)	3.35	(16.02)	51.33	49.87
LIBOR OIS Spread (bps)	0.15657	(2.51)	(0.40)	(3.90)	11.77	6.64
TED Spread (bps)	0.3566	(1.26)	(3.38)	6.81	27.90	17.79
<b>Exchange rate</b>						
Dollar Index	107.49	0.77	2.28	0.76	15.40	12.36
USD/THB	35.63	0.44	1.20	(2.64)	7.13	7.33
EUR/USD	1.01	(0.86)	(2.24)	(1.37)	(13.85)	(11.24)
USD/JPY	135.85	0.58	2.16	(1.68)	23.75	18.06
<b>Bond: (Change in basis points)</b>						
TH Gov Bond 2Y	1.53%	3.47	(2.34)	(21.83)	107.43	87.67
TH Gov Bond 10Y	2.46%	3.18	3.81	(18.87)	91.95	56.59
US Gov Bond 2Y	3.21%	(6.03)	0.17	(2.96)	299.23	247.76
US Gov Bond 10Y	2.87%	(0.18)	0.56	(15.15)	160.97	135.78
<b>Commodities</b>						
CRB Index	589.92	0.00	(0.03)	2.38	4.23	2.01
Gold (US\$/oz)	1,758.24	(0.13)	(1.70)	2.78	(1.62)	(3.88)
Gross Refining Margin (US\$/bbl)	20.97	(1.87)	27.63	29.13	n.m.	243.21
Dubai Crude (US\$/bbl)	94.04	0.00	(4.22)	9.39	36.38	28.49
NYMEX Crude (US\$/bbl)	90.50	2.71	(4.07)	(13.16)	38.25	86.83
Baltic Dry Index (pts)	1,320.00	(5.31)	(15.17)	(38.46)	(65.56)	(40.46)

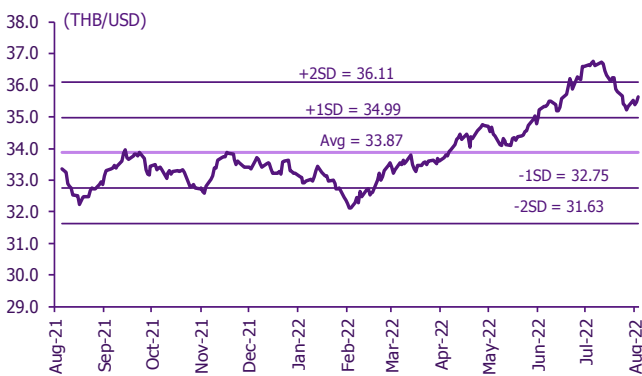
### Thai and US 10-year government bond yield



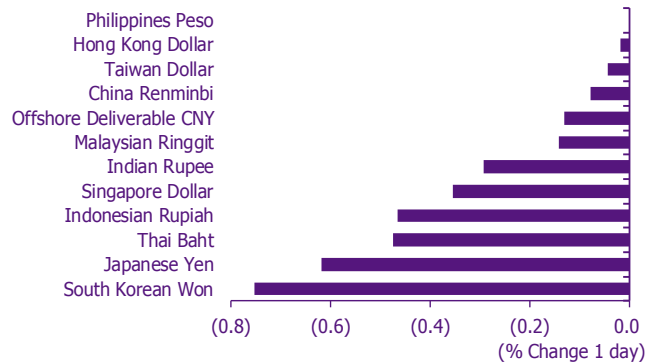
### Thai and US 10-year government bond spread



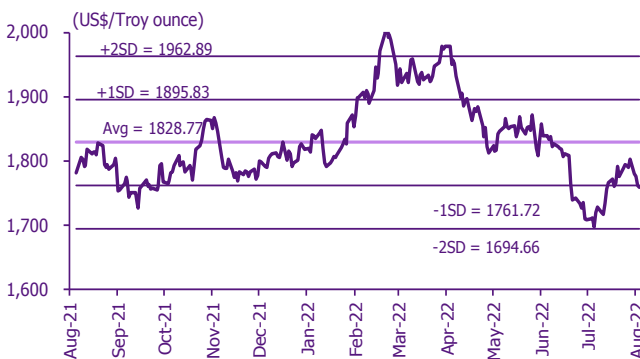
### THB/USD exchange rate



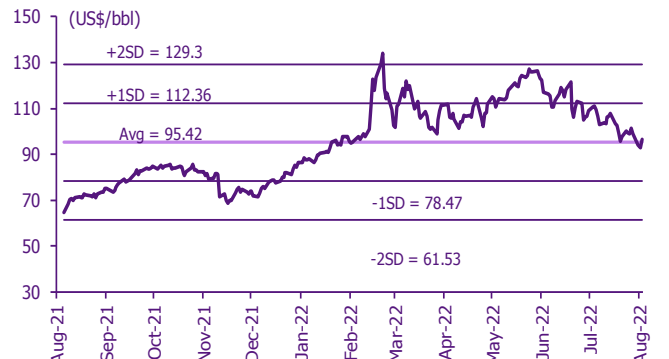
### Regional foreign exchange rate spot return



### Gold



### Brent crude



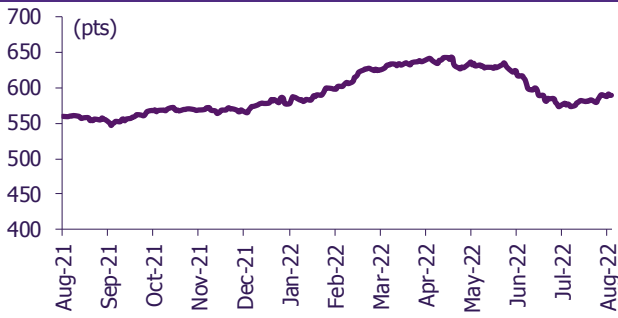
# Commodities daily price update

	As of 18-Aug-22	-1W %	Avg. Price QTD in 3Q22	% QoQ	% YoY	Avg. Price in '21	% YoY	Avg. Price in '22	% YoY	Update
<b>CRB Index</b>	<b>589.92</b>	0.5	582.48	(7.5)	4.4	535.54	36.83	609.55	13.8	Daily
<b>Energy Prices</b>										
Crude Oil - Dubai (US\$/bbl)	<b>92.74</b>	(5.3)	103.01	(5.4)	44.4	68.86	63.18	102.96	49.5	Daily
Brent Crude (US\$/bbl)	<b>96.42</b>	(2.7)	104.61	(7.3)	43.3	70.52	66.54	105.89	50.2	Daily
West Texas Int. Cushing (US\$/bbl)	<b>90.50</b>	(1.6)	96.46	(11.4)	32.1	68.06	72.51	100.77	48.1	Daily
Crude Oil - Asia-Pacific Tapis Oil Spot (US\$/bbl)	<b>107.92</b>	(3.4)	113.86	(4.0)	56.0	71.82	61.89	111.98	55.9	Daily
Natural Gas Henry Hub (US\$/mmBTU)	<b>9.18</b>	11.7	7.59	0.6	125.6	3.12	29.88	6.39	104.8	Daily
Coal Price NEX (US\$/MT)	<b>412.32</b>	3.2	414.58	11.7	155.2	138.28	135.73	341.13	146.7	Friday
<b>Oil Product Prices and Gross Refinery Margin</b>										
Gas Oil 500 ppm Sulfur Singapore (US\$/bbl)	<b>137.58</b>	9.8	135.65	(8.5)	72.2	76.20	52.83	131.18	72.1	Daily
Gas Oil - Dubai (US\$/bbl)	<b>44.84</b>	63.7	32.64	(17.0)	339.2	7.34	(4.17)	28.23	284.5	Daily
Gasoline, 92 RON Spot (US\$/bbl)	<b>105.48</b>	3.0	110.16	(25.7)	37.1	76.66	75.97	120.89	57.7	Daily
Gasoline - Dubai (US\$/bbl)	<b>12.74</b>	184.4	7.15	(74.8)	(20.6)	7.80	472.22	17.93	130.0	Daily
Fuel Oil 180 Singapore Spot (US\$/bbl)	<b>75.59</b>	(0.5)	77.96	(47.4)	21.0	61.57	60.99	89.31	45.0	Daily
Fuel Oil - Dubai (US\$/bbl)	<b>(17.15)</b>	(21.8)	(25.06)	178.7	261.1	-7.29	84.36	(13.64)	87.2	Daily
Jet Kerosene - Spot Price (US\$/bbl)	<b>133.57</b>	10.5	130.50	(8.2)	73.5	73.98	60.45	126.46	70.9	Daily
Jet Kerosene - Dubai (US\$/bbl)	<b>40.83</b>	77.7	27.49	(17.2)	606.7	5.12	31.00	23.51	359.0	Daily
SG Dubai Hydrocracking Refinery Margin (US\$/bbl)	<b>21.37</b>	30.1	18.68	(34.6)	1,598.9	2.00	467.16	18.88	845.5	Daily
<b>Olefins Product Prices and Spread</b>										
Ethylene, FOB Japan Spot (US\$/MT)	<b>790</b>	(7.1)	873	(21.2)	(10.9)	1,010	39.56	1,081	7.1	Tuesday
Ethylene Spread (US\$/MT)	<b>102</b>	(34.5)	120	226.6	(60.3)	361	5.77	226	(37.2)	Daily
Propylene (Olefins), FOB Japan Spot (US\$/MT)	<b>895</b>	0.0	916	(16.0)	(5.6)	1,005	27.27	1,055	5.0	Tuesday
Propylene Spread (US\$/MT)	<b>207</b>	3.2	163	(21.5)	(44.4)	356	(12.55)	200	(43.8)	Daily
Naphtha - Singapore Spot FOB (US\$/MT)	<b>688</b>	(0.9)	753	(14.7)	11.2	649	69.72	855	31.8	Daily
<b>Polyolefins Prices and Spread</b>										
Polye HDPE SE Asia (US\$/MT)	<b>1,040</b>	(1.9)	1,141	6.9	(65.8)	1,179	33.19	1,276	8.2	Tuesday
HDPE-Naphtha Spread (US\$/MT)	<b>352</b>	(3.7)	389	216.7	(15.6)	530	5.43	421	(20.7)	Daily
Polye LDPE-Film, CFR SE Asia Spot (US\$/MT)	<b>1,230</b>	(5.4)	1,423	(14.7)	(21.2)	1,525	51.71	1,594	4.5	Tuesday
LDPE-Naphtha Spread (US\$/MT)	<b>542</b>	(10.5)	670	41.7	50.9	876	40.66	739	(15.7)	Daily
PP Film, Spot South East Asia (US\$/MT)	<b>1,000</b>	(1.0)	1,114	(16.1)	(9.7)	1,298	35.78	1,275	(1.8)	Tuesday
PP Spread (US\$/MT)	<b>312</b>	(1.1)	362	(19.0)	(35.1)	649	13.18	420	(35.3)	Daily
<b>MEG Prices and Spread</b>										
MEG, CFR South East Asia (US\$/MT)	<b>525</b>	1.0	541	(15.5)	(21.4)	679	(88.71)	639	(6.0)	Tuesday
MEG Spread (US\$/MT)	<b>35</b>	(602.9)	0	(100.3)	(99.7)	53	120.79	-32	n.m.	Tuesday
<b>Aromatics Product Prices and Spread</b>										
Paraxylene, FOB USG Spot (US\$/MT)	<b>1,150</b>	9.0	1,343	(11.7)	41.3	894	56.10	1,338	(47.3)	Tuesday
Paraxylene Spread (US\$/MT)	<b>368</b>	60.0	475	(21.4)	37.4	310	342.73	471	51.7	Tuesday
Paraxylene - 92 RON Spread (US\$/MT)	<b>250</b>	37.9	403	15.2	52.0	241	362.24	307	67.7	Daily
Toluene, FOB Korea Spot (US\$/MT)	<b>910</b>	(0.5)	999	(10.2)	31.4	728	111.96	999	(44.6)	Tuesday
Benzene, CFR Japan Spot (US\$/MT)	<b>990</b>	(1.0)	1,096	(12.6)	6.7	931	87.66	1,157	(56.7)	Tuesday
Benzene Spread (US\$/MT)	<b>400</b>	(2.2)	453	(5.5)	7.3	352	117.03	404	14.7	Daily
Benzene - 92 RON Spread (US\$/MT)	<b>90</b>	(28.7)	156	89.7	(54.3)	277	122.54	126	(54.6)	Daily
Condensate (US\$/MT)	<b>782</b>	(5.2)	867	(5.4)	43.5	584	61.01	867	48.5	Daily
<b>PTA Prices and Spread</b>										
PTA, CFR South East Asia (US\$/MT)	<b>880</b>	2.3	893	(9.4)	20.2	705	48.18	913	29.4	Tuesday
PTA Spread (US\$/MT)	<b>110</b>	(28.5)	-7	(79.6)	(106.5)	106	15.15	17	(84.4)	Tuesday
<b>PVC Prices and Spread</b>										
PVC, CFR South East Asia (US\$/MT)	<b>1,030</b>	3.0	1,076	(22.7)	(19.4)	1,445	63.60	1,325	(8.3)	Tuesday
Ethylene Spread (US\$/MT)	<b>928</b>	9.9	956	(14.0)	(7.4)	1,084	99.99	1,099	1.4	Tuesday
Ethylene Dichloride CFR Far East Asia (US\$/MT)	<b>355</b>	(10.1)	481	(27.5)	(33.1)	734	140.72	696	(5.2)	Tuesday
<b>Metal</b>										
Gold (US\$/Troy Ounce)	<b>1,759</b>	(1.9)	1,754	(6.4)	(2.0)	1,799	1.56	1,850	2.8	Daily
LME Copper 3 Month Rolling Forward (US\$/MT)	<b>8,030</b>	(0.6)	7,703	(19.2)	(18.0)	9,293	49.95	9,315	0.2	Daily
Silver Future (US\$/Troy Ounce)	<b>20</b>	(5.6)	20	(14.3)	(20.3)	26	26.23	23	(10.8)	Daily
China Composite Steel Prices (CNY/MT)	<b>4,491</b>	0.5	4,447	(14.9)	(23.5)	5,473	35.91	5,055	(7.6)	Daily
<b>Agriculture Prices</b>										
Malaysian Crude Palm Oil Spot Price(MYR/MT)	<b>4,218</b>	1.2	4,107	(37.1)	(7.7)	4,443	59.82	5,863	31.9	Daily
SGX Ribbed Smoked Sheet 3 (RSS3) Futures (US\$/KG.)	<b>158</b>	(4.8)	176	(16.7)	(5.2)	209	18.21	203	(2.5)	Daily
Sugar #11 (US\$/LB)	<b>18</b>	(2.4)	18	(5.7)	4.4	16	29.55	19	14.9	Daily
<b>Freight Rate</b>										
Baltic Freight Index: BDIY	<b>1,320</b>	(17.1)	1,870	(25.7)	(50.0)	2,921	173.99	2,195	(24.8)	Daily
Baltic Supramax Index: BSI58	<b>1,659</b>	2.8	1,944	(26.0)	(37.7)	2,424	224.85	2,349	(3.1)	Daily

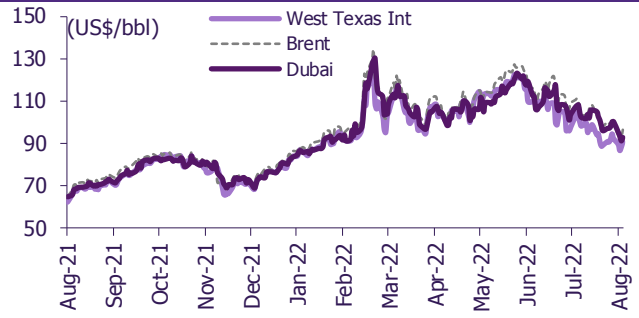
Source: Bloomberg Financial L.P., TQ Professional, BANPU, BOT, SCBS Investment Research

# Commodities daily chart update

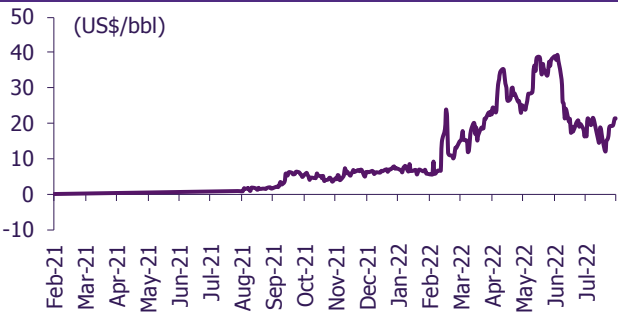
**CRB US Spot All Commodities Price Index**



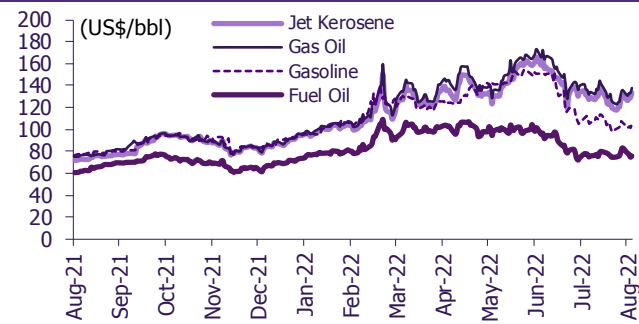
**Crude prices**



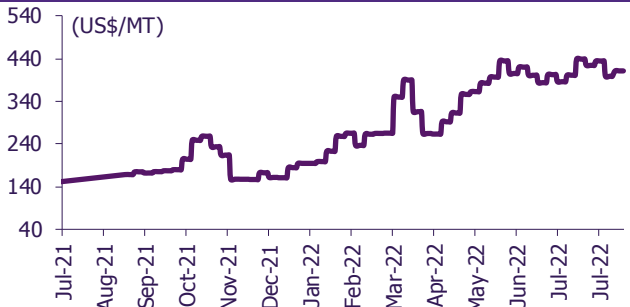
**SG Dubai Hydrocracking Refinery Margin**



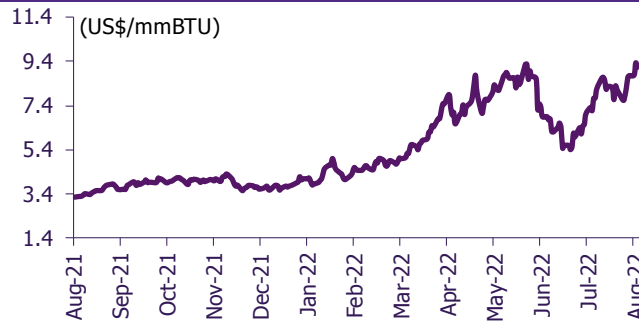
**Oil product prices**



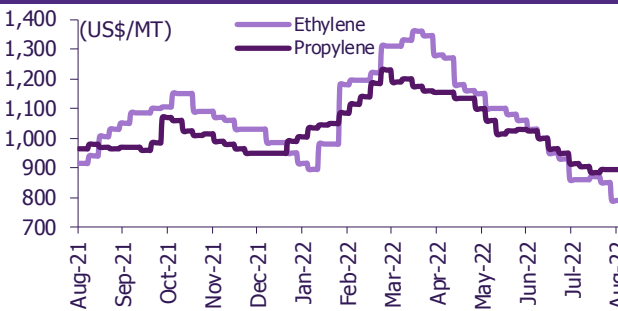
**Coal price (NEX)**



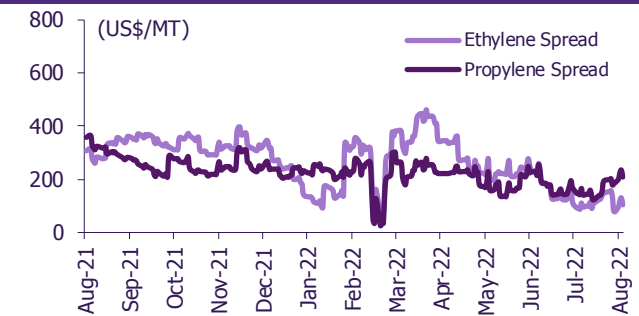
**Natural gas prices (Henry hub)**



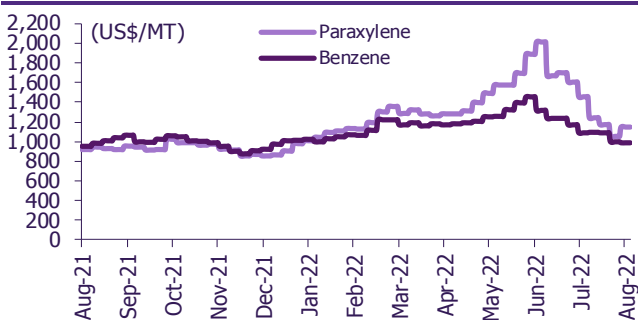
**Olefins prices**



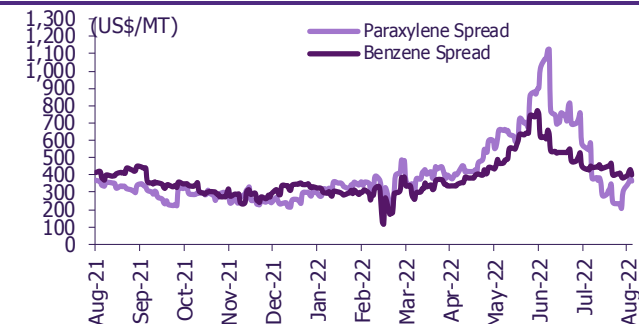
**Olefins spreads**



**Aromatics prices**

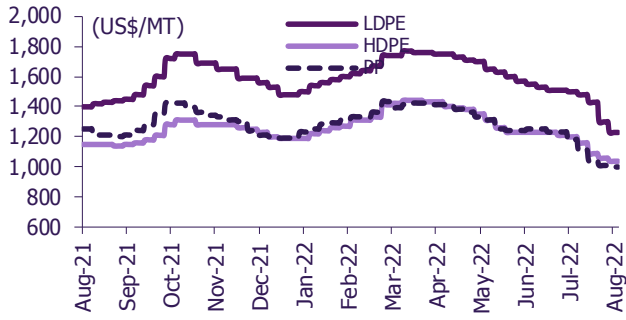


**Aromatics spreads**

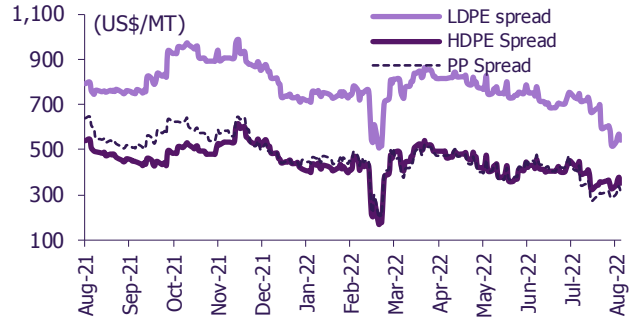


# Commodities daily chart update

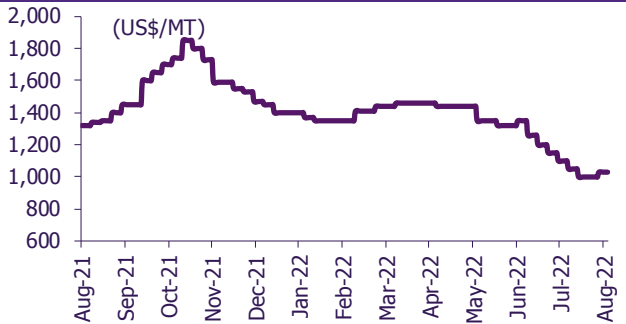
## Polyolefins prices



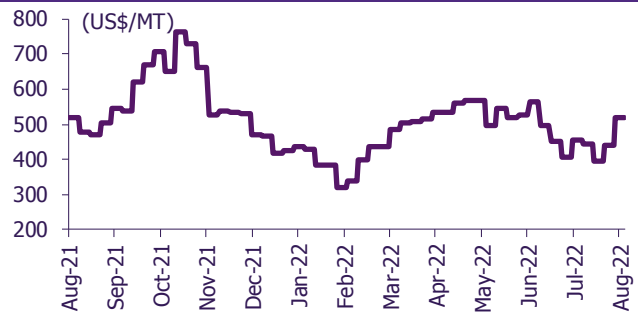
## Polyolefins-Naphtha spreads



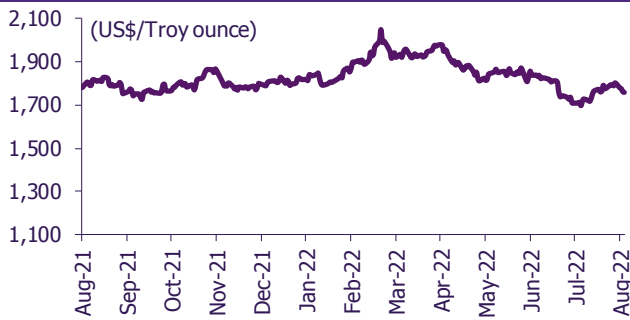
## PVC price



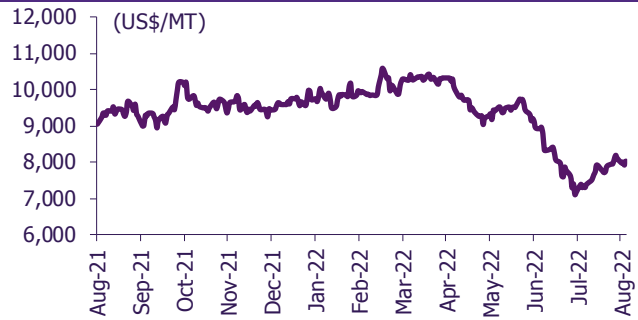
## PVC spread



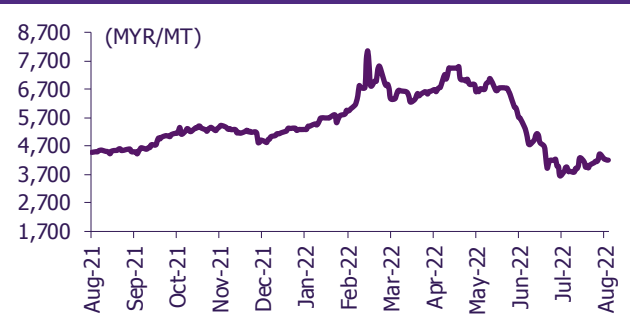
## Gold price



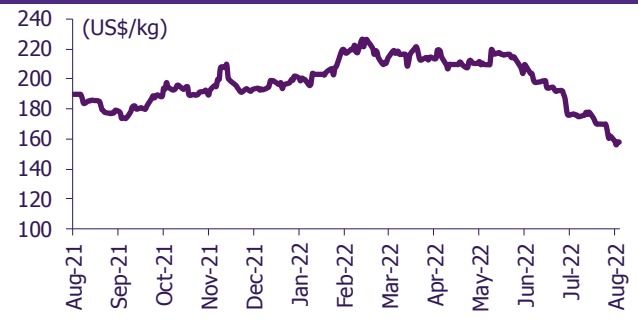
## LME copper price



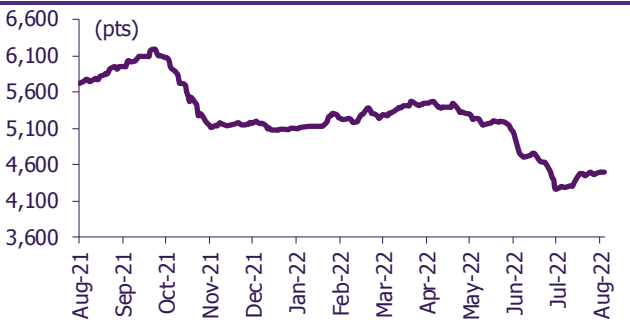
## Malaysian crude palm oil price



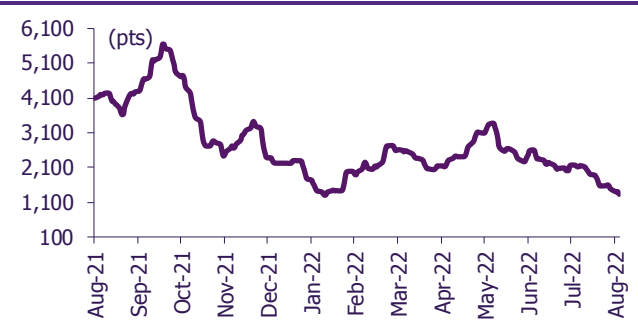
## Rubber price (RSS3) futures



## Steel price index



## Baltic freight index



Source: Bloomberg Financial L.P., TQ Professional, BANPU, BOT, SCBS Investment Research



## Short sales

	Volume (Shares)	Turnover (Bt)	Average price (Bt)	Last price 18-Aug-22	Gap between last close and short	Short sale volume comparing with main board
TCAP	494,900	19,809,675	40.03	40.00	0.07	30.21
TIPH-R	370,800	20,805,725	56.11	56.00	0.20	29.93
DCC	1,050,300	2,961,846	2.82	2.80	0.71	28.20
SAWAD-R	1,245,600	65,185,050	52.33	52.50	(0.32)	27.64
PTT	12,422,200	463,940,825	37.35	37.25	0.26	27.29
THANI	1,200,800	5,160,522	4.30	4.32	(0.52)	26.39
COM7-R	1,960,700	66,925,400	34.13	34.25	(0.34)	25.87
BAM	2,742,500	50,068,960	18.26	18.30	(0.24)	24.99
DTAC-R	945,900	42,905,975	45.36	45.50	(0.31)	21.88
AOT-R	3,611,700	259,492,525	71.85	72.00	(0.21)	18.72
MINT	2,011,700	67,613,325	33.61	33.50	0.33	18.65
BJC	135,600	4,644,300	34.25	34.50	(0.72)	18.53
LH	5,575,800	49,651,170	8.90	9.00	(1.06)	18.14
PSL-R	2,907,100	47,109,160	16.20	16.10	0.65	18.08
STGT-R	1,100,200	17,278,020	15.70	15.70	0.03	17.25
GLOBAL-R	1,051,000	20,979,280	19.96	20.00	(0.19)	17.05
CENDEL	414,000	17,910,900	43.26	43.25	0.03	16.88
CPN-R	610,600	40,290,350	65.98	66.25	(0.40)	16.27
PTTGC-R	1,541,900	73,339,500	47.56	47.50	0.14	16.20
TTA-R	559,200	4,906,955	8.77	8.70	0.86	15.83
TTB	20,754,400	25,320,368	1.22	1.22	0.00	15.76
RCL	1,371,800	48,890,075	35.64	35.25	1.10	15.68
BCH-R	3,848,100	77,121,500	20.04	19.80	1.22	15.29
IRPC	5,853,400	20,540,078	3.51	3.50	0.26	15.12
ICHI-R	270,000	2,265,155	8.39	8.40	(0.13)	14.84
TRUE-R	4,415,400	21,433,186	4.85	4.84	0.29	14.26
ABPIF	103,100	91,847	0.89	0.89	0.10	13.98
TTA	479,900	4,215,520	8.78	8.70	0.97	13.59
STA-R	572,900	12,725,570	22.21	22.40	(0.84)	13.54
INTUCH-R	383,100	28,684,125	74.87	75.00	(0.17)	12.92
TQM-R	340,300	14,303,925	42.03	42.00	0.08	12.77
ITD-R	563,300	1,069,153	1.90	1.90	(0.10)	12.65
ASP	174,000	549,840	3.16	3.16	0.00	12.62
THANI-R	568,300	2,446,626	4.31	4.32	(0.34)	12.49
KCE-R	802,700	46,357,450	57.75	58.00	(0.43)	12.41
BAM-R	1,352,900	24,676,500	18.24	18.30	(0.33)	12.33
BEM	2,829,300	25,251,435	8.92	8.95	(0.28)	12.26
CRC	684,400	26,966,950	39.40	39.75	(0.87)	12.22
PTTGC	1,124,800	53,593,100	47.65	47.50	0.31	11.82
PLANB	1,276,800	8,580,375	6.72	6.65	1.06	11.74
TASCO	233,400	3,939,090	16.88	16.70	1.06	11.73
CBG-R	820,900	90,137,050	109.80	109.00	0.74	11.61
KKP-R	349,300	23,965,725	68.61	68.50	0.16	11.50
PLANB-R	1,236,300	8,317,235	6.73	6.65	1.17	11.37
OSP-R	513,800	16,423,475	31.96	32.00	(0.11)	11.34
AWC-R	3,101,800	16,666,025	5.37	5.45	(1.41)	11.28
OR	2,172,800	58,573,275	26.96	27.00	(0.16)	11.27
SAK	171,000	1,265,920	7.40	7.30	1.41	11.21
GPSC	346,200	24,698,300	71.34	71.75	(0.57)	11.17
KEX	378,200	8,413,160	22.25	22.00	1.11	11.10
MTC-R	550,900	24,977,525	45.34	45.25	0.20	10.94
ITD	485,800	923,020	1.90	1.90	0.00	10.91
KTB	2,510,900	40,929,560	16.30	16.30	0.00	10.70
SCGP-R	536,700	31,442,025	58.58	58.50	0.14	10.64
TISCO	406,800	37,485,150	92.15	92.00	0.16	10.55
JAS-R	3,418,100	8,870,954	2.60	2.60	(0.18)	10.45
HMPRO-R	3,425,100	47,969,850	14.01	14.10	(0.67)	10.35
THG-R	1,103,300	74,253,075	67.30	67.75	(0.66)	10.13
GULF-R	1,232,700	61,610,575	49.98	49.75	0.46	9.89
ASP-R	135,900	429,444	3.16	3.16	0.00	9.85
CHAYO	227,500	2,457,000	10.80	10.70	0.93	9.78
RS-R	133,900	2,031,020	15.17	15.60	(2.77)	9.61
AMATA-R	463,100	8,957,550	19.34	19.40	(0.30)	9.59
CRC-R	533,200	20,962,375	39.31	39.75	(1.10)	9.52
SPALI	841,700	17,104,040	20.32	20.30	0.10	9.33
MEGA	94,800	4,681,075	49.38	49.50	(0.25)	9.28
KSL	173,600	613,750	3.54	3.54	(0.13)	9.28
BTS-R	4,166,300	35,164,540	8.44	8.40	0.48	9.23
JMT	806,800	61,356,325	76.05	76.00	0.06	9.20
SCC-R	105,700	38,580,500	365.00	365.00	0.00	9.13
LOXLEY	105,200	240,592	2.29	2.30	(0.57)	9.07
PRM	120,400	659,420	5.48	5.45	0.49	9.01
AOT	1,726,500	123,854,450	71.74	72.00	(0.36)	8.95
MACO	711,700	355,850	0.50	0.51	(1.96)	8.89
HANA-R	321,700	15,004,600	46.64	46.75	(0.23)	8.86
IVL-R	1,852,600	81,955,825	44.24	44.50	(0.59)	8.81
BBL	480,200	65,812,950	137.05	137.00	0.04	8.76
TISCO-R	336,100	30,980,025	92.18	92.00	0.19	8.72
PSL	1,385,100	22,393,440	16.17	16.10	0.42	8.61
BBL-R	462,800	63,426,300	137.05	137.00	0.04	8.44
JMT-R	737,900	56,267,525	76.25	76.00	0.33	8.42
TU-R	1,850,200	32,904,860	17.78	18.00	(1.20)	8.31
AP	982,300	10,162,370	10.35	10.30	0.44	8.29
CENDEL-R	202,800	8,783,925	43.31	43.25	0.15	8.27
GPSC-R	254,700	18,149,225	71.26	71.75	(0.69)	8.22
JMART-R	322,200	16,172,325	50.19	50.50	(0.61)	8.21
CHG	6,679,400	25,565,198	3.83	3.76	1.79	8.20
AWC	2,254,500	12,114,695	5.37	5.45	(1.40)	8.20
SCC	93,200	34,024,000	365.06	365.00	0.02	8.05
STEC-R	216,400	2,611,670	12.07	12.10	(0.26)	8.03

	Volume (Shares)	Turnover (Bt)	Average price (Bt)	Last price 18-Aug-22	Gap between last close and short	Short sale volume comparing with main board
VIH-R	255,000	2,678,700	10.50	10.40	1.01	7.89
SPRC-R	3,061,900	39,069,420	12.76	12.80	(0.31)	7.80
CPN	291,000	19,212,150	66.02	66.25	(0.35)	7.75
BCH	1,950,200	38,876,820	19.93	19.80	0.68	7.75
BA-R	208,300	2,145,230	10.30	10.30	(0.01)	7.75
NCAP	524,300	2,383,302	4.55	4.54	0.13	7.74
STEC	208,300	2,520,430	12.10	12.10	0.00	7.73
TVO	109,600	3,479,800	31.75	32.00	(0.78)	7.73
CK-R	239,700	4,928,550	20.56	20.40	0.79	7.73
EPG-R	515,300	4,969,575	9.64	9.80	(1.59)	7.57
KEX-R	257,800	5,728,030	22.22	22.00	0.99	7.57
KTC	148,500	8,879,575	59.80	59.75	0.08	7.55
VIBHA	680,400	1,682,468	2.47	2.46	0.52	7.51
MBK-R	251,200	3,957,580	15.75	15.70	0.35	7.48
WHA	9,354,600	29,707,978	3.18	3.26	(2.58)	7.21
WORK	137,600	2,550,560	18.54	18.60	(0.34)	7.12
WHAUP-R	177,200	671,480	3.79	3.82	(0.80)	7.11
BJC-R	52,000	1,781,000	34.25	34.50	(0.72)	7.11
NOBLE-R	169,000	842,292	4.98	5.00	(0.32)	7.10
SCGP	356,500	20,738,100	58.17	58.50	(0.56)	7.07
OSP	317,400	10,156,800	32.00	32.00	0.00	7.01
DOHOME-R	875,900	14,354,540	16.39	16.50	(0.68)	6.98
PTTEP	569,100	88,252,850	155.07	155.00	0.05	6.96
AS-R	350,700	6,054,880	17.27	17.40	(0.78)	6.87
EGCO-R	62,400	11,493,800	184.20	184.00	0.11	6.80
SPRC	2,651,600	33,705,050	12.71	12.80	(0.69)	6.76
BANPU	15,745,300	218,243,420	13.86	13.90	(0.28)	6.70
CPALL-R	1,111,900	67,655,750	60.85	61.00	(0.25)	6.61
BANPU-R	15,432,400	213,684,450	13.85	13.90	(0.39)	6.57
CKP-R	2,140,300	11,007,415	5.14	5.10	0.84	6.50
STPI-R	37,500	141,436	3.77	3.74	0.85	6.50
GULF	803,900	40,193,425	50.00	49.75	0.50	6.45
RCL-R	561,300	20,039,975	35.70	35.25	1.28	6.42
PTTEP-R	515,300	79,808,550	154.88	155.00	(0.08)	6.30
TIDLOR-R	735,000	22,233,750	30.25	30.50	(0.82)	6.21
AAV	1,161,300	3,205,188	2.76	2.78	(0.72)	6.17
DTAC	265,100	12,027,325	45.37	45.50	(0.29)	6.13
EGCO	56,100	10,334,850	184.22	184.00	0.12	6.12
HMPRO	1,982,700	27,837,650	14.04	14.10	(0.42)	5.99
AP-R	704,600	7,309,950	10.37	10.30	0.72	5.95
DELTA-R	135,800	79,044,000	582.06	576.00	1.05	5.90
BDMS	7,338,900	198,601,175	27.06	27.25	(0.69)	5.78
BTS	2,606,300	21,942,065	8.42	8.40	0.22	5.77
ORI	306,600	3,249,960	10.60	10.50	0.95	5.74
MEGA-R	58,600	2,888,650	49.29	49.50	(0.42)	5.74
RBF-R	256,800	3,657,800	14.24	14.40	(1.08)	5.73
BGRIM	639,200	24,986,375	39.09	39.00	0.23	5.50
BPP	61,100	947,050	15.50	15.40	0.65	5.45
RS	75,100	1,140,240	15.18	15.60	(2.67)	5.39
PSH	55,600	712,820	12.82	12.80	0.16	5.38
BCP	498,200	16,149,400	32.42	32.75	(1.02)	5.38
LH-R	1,640,400	14,678,100	8.95	9.00	(0.58)	5.34
JTS-R	44,200	4,257,475	96.32	96.50	(0.18)	5.33
STGT	339,700	5,356,410	15.77	15.70	0.43	5.33
BGRIM-R	618,400	24,108,600	38.99	39.00	(0.04)	5.32
GLOBAL	327,400	6,529,700	19.94	20.00	(0.28)	5.31
RBF	237,700	3,397,890	14.29	14.40	(0.73)	5.31
TSTH	119,600	125,580	1.05	1.06	(0.94)	5.30
SIRI	1,937,700	2,112,093	1.09	1.09	0.00	5.28
CKP	1,709,500	8,765,405	5.13	5.10	0.54	5.19
EA	200,200	16,673,075	83.28	83.00	0.34	5.15
STA	217,700	4,845,800	22.26	22.40	(0.63)	5.14
KKP	152,800	10,491,900	68.66	68.50	0.24	5.03
BCPG	386,100	4,254,850	11.02	11.00	0.18	5.03
BEC-R	440,000	5,574,890	12.67	12.90	(1.78)	4.98
JAS	1,601,600	4,153,470	2.59	2.60	(0.26)	4.90
KBANK-R	753,900	115,906,350	153.74	154.00	(0.17)	4.89
CPALL	820,700	49,973,725	60.89	61.00	(0.18)	4.88
KBANK	750,000	115,184,000	153.58	154.00	(0.27)	4.87
COM7	367,400	12,580,350	34.24	34.25	(0.02)	4.85
BH-R	1,833,000	335,525,800	183.05	186.50	(1.85)	4.74
TRUE	1,456,800	7,072,620	4.85	4.84	0.31	4.71
SPALI-R	423,200	8,602,630	20.33	20.30	0.14	4.69
MICRO	38,100	190,114	4.99	4.98	0.20	4.69
PTG	807,000	12,364,220	15.32	15.30	0.14	4.61
NER	190,500	1,149,810	6.04	6.05	(0.24)	4.56
KTC-R	87,200	5,210,200	59.75	59.75	0.00	4.43
CK	137,500	2,835,350	20.62	20.40	1.08	4.43
GFPT-R	248,800	3,829,140	15.39	15.30	0.59	4.42
SUPER	635,200	470,048	0.74	0.74	0.00	4.36
BCP-R	392,300	12,698,475	32.37	32.75	(1.16)	4.24
STPI	24,400	92,456	3.79	3.74	1.31	4.23
EASTW	16,000	104,000	6.50	6.50	0.00	4.21

Source: SET, SCBS Investment Research

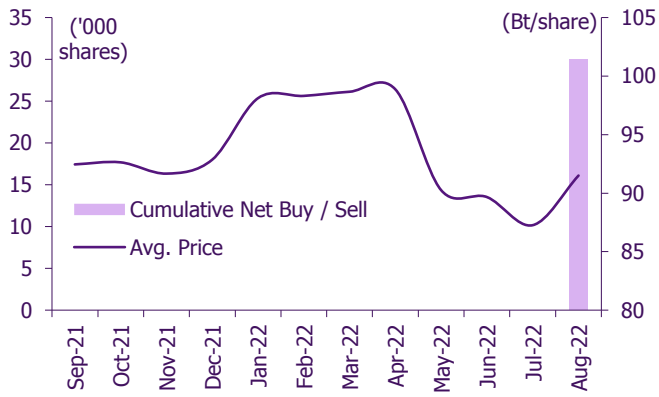
## Director trade

### 1. Director trade as reported on August 18, 2022.

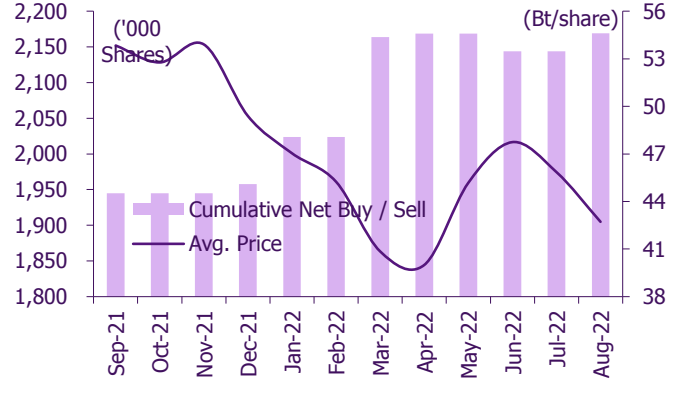
Company	Name of Director	Product	Transaction date	Amount (Shares)	Average Price (Bt)	Amount (Bt)	Buy/Sell
BANPU	Mr. METEE AUAPINYAKUL	Warrant	18-08-22	850,000	7.60	6,460,000	Purchase
BANPU	Mr. METEE AUAPINYAKUL	Common Share	18-08-22	859,900	13.90	11,952,610	Sale
BANPU	Mr. METEE AUAPINYAKUL	Warrant	18-08-22	4,000,000	7.58	30,320,000	Purchase
BANPU	Mr. METEE AUAPINYAKUL	Common Share	18-08-22	2,000,000	13.85	27,700,000	Sale
BGC	Mr. WISAL LAORSATIANGUL	Common Share	16-08-22	4,000	10.20	40,800	Purchase
BGC	Mr. WISAL LAORSATIANGUL	Common Share	17-08-22	2,000	10.30	20,600	Purchase
BIS	Miss VIMOLRATTANA NUNTAVONG	Common Share	17-08-22	20,000	8.90	178,000	Sale
CPT	Mr. SOMSAK LIMPRASERT	Common Share	17-08-22	100,000	0.83	83,000	Purchase
EP	Mr. YUTH CHINSUPAKUL	Warrant	15-08-22	250,000	0.42	105,000	Sale
ILM	Miss KRIDCHANOK PATAMASATAYASONTHI	Common Share	15-08-22	30,000	18.20	546,000	Purchase
JMART	Mr. ADISAK SUKUMVITAYA	Common Share	17-08-22	100,000	49.25	4,925,000	Purchase
K	Mr. CHAYAWAT PISESSITH	Common Share	17-08-22	8,000,000	1.15	9,200,000	Transfer
K	Mr. CHAYAWAT PISESSITH	Common Share	17-08-22	8,000,000	1.68	13,440,000	Transfer
KUMWEL	Captain WERACHET KHAN-NGERN	Common Share	15-08-22	60,000	2.68	160,800	Purchase
M	Mr. PONGPAN PIPITVIJITKORN	Common Share	17-08-22	10,000	55.00	550,000	Sale
MTI	Mrs. NUALPHAN LAMSAM	Common Share	16-08-22	3,400	130.59	444,006	Purchase
MTI	Mrs. NUALPHAN LAMSAM	Common Share	17-08-22	12,900	132.53	1,709,637	Purchase
PROEN	Mr. VISRUT MANUNPON	Warrant	16-08-22	227,700	2.80	637,560	Sale
PROEN	Mr. VISRUT MANUNPON	Warrant	17-08-22	7,700	3.18	24,486	Sale
PSG	Mr. NOPADOL INTRALIB	Common Share	17-08-22	2,000,000	1.20	2,400,000	Purchase
SA	Mr. KAJONSIT SINGSANSERN	Common Share	16-08-22	35,000	8.85	309,750	Purchase
SA	Mrs. SUNANTA SINGSANSERN	Common Share	16-08-22	35,000	8.85	309,750	Purchase
SABUY	Mr. CHOOKIAT RUJANAPORNPAJEE	Common Share	18-08-22	400,000	18.40	7,360,000	Purchase
SICT	Mr. KARN OPASJUMRUSKIT	Common Share	15-08-22	200,000	7.29	1,458,000	Purchase
SICT	Mr. KARN OPASJUMRUSKIT	Common Share	16-08-22	50,000	7.35	367,500	Purchase
SO	Mr. NATTANONT KRISSANARUNGREUNG	Common Share	16-08-22	2,000	12.00	24,000	Purchase
TEAMG	Mr. CHAWALIT CHANTARARAT	Common Share	15-08-22	123,000	5.75	707,250	Sale
TISCO	Mr. CHATRI CHANDRANGAM	Common Share	17-08-22	20,000	91.50	1,830,000	Purchase
TISCO	Mr. CHATRI CHANDRANGAM	Common Share	17-08-22	10,000	91.50	915,000	Purchase
TMILL	Mr. PRAPAS CHUTIMAVORAPHAND	Common Share	17-08-22	31,300	3.86	120,818	Purchase
TQM	Mr. CHINAPAT VISUTTIPAT	Common Share	16-08-22	24,100	42.75	1,030,275	Purchase
TQM	Mr. CHINAPAT VISUTTIPAT	Common Share	16-08-22	1,300	42.25	54,925	Purchase
TRU	Mr. TUANCHAI MUNJIT	Common Share	17-08-22	20,000	6.48	129,600	Sale
TSR	Miss THEINVANNEE CHANGYOO	Common Share	17-08-22	19,000	5.05	95,950	Purchase
TSR	Miss THEINVANNEE CHANGYOO	Common Share	17-08-22	20,000	5.05	101,000	Purchase
TSR	Miss THEINVANNEE CHANGYOO	Common Share	17-08-22	55,000	5.05	277,750	Purchase
TSR	Miss THEINVANNEE CHANGYOO	Common Share	17-08-22	58,000	5.05	292,900	Purchase
TSR	Miss THEINVANNEE CHANGYOO	Common Share	17-08-22	60,000	5.05	303,000	Purchase
TSR	Miss THEINVANNEE CHANGYOO	Common Share	17-08-22	80,000	5.05	404,000	Purchase
TSR	Miss THEINVANNEE CHANGYOO	Common Share	17-08-22	38,000	5.10	193,800	Purchase
TSR	Miss THEINVANNEE CHANGYOO	Common Share	17-08-22	40,000	5.05	202,000	Purchase
TSR	Miss THEINVANNEE CHANGYOO	Common Share	17-08-22	43,000	5.05	217,150	Purchase
TSR	Miss THEINVANNEE CHANGYOO	Common Share	17-08-22	20,800	5.05	105,040	Purchase
TSR	Miss THEINVANNEE CHANGYOO	Common Share	17-08-22	30,000	5.05	151,500	Purchase
TSR	Miss THEINVANNEE CHANGYOO	Common Share	17-08-22	20,000	5.10	102,000	Purchase
TSR	Mr. EKARAT CHANGYOO	Common Share	17-08-22	10,000	5.35	53,500	Purchase
TSR	Mr. EKARAT CHANGYOO	Common Share	17-08-22	30,000	5.30	159,000	Purchase
TSR	Mr. EKARAT CHANGYOO	Common Share	17-08-22	40,000	5.25	210,000	Purchase
TSR	Mr. EKARAT CHANGYOO	Common Share	17-08-22	10,000	5.05	50,500	Purchase
TSR	Mr. EKARAT CHANGYOO	Common Share	17-08-22	20,000	5.05	101,000	Purchase
TSR	Mr. EKARAT CHANGYOO	Common Share	17-08-22	30,000	5.05	151,500	Purchase
TSR	Mr. EKARAT CHANGYOO	Common Share	17-08-22	30,000	5.05	151,500	Purchase
TSR	Mr. EKARAT CHANGYOO	Common Share	17-08-22	20,000	5.10	102,000	Purchase
TSR	Mr. EKARAT CHANGYOO	Common Share	17-08-22	20,000	5.10	102,000	Purchase
TSR	Mr. EKARAT CHANGYOO	Common Share	17-08-22	20,000	5.00	100,000	Purchase
TSR	Mr. EKARAT CHANGYOO	Common Share	17-08-22	40,000	5.05	202,000	Purchase
TSR	Mr. EKARAT CHANGYOO	Common Share	17-08-22	50,000	5.05	252,500	Purchase
TSR	Mr. WATCHARIN WATCHARATHAM	Common Share	17-08-22	10,000	5.15	51,500	Purchase
TSR	Mr. WATCHARIN WATCHARATHAM	Common Share	17-08-22	20,000	5.20	104,000	Purchase
TSTE	Mr. PRAPAS CHUTIMAVORAPHAND	Common Share	17-08-22	1,000	7.05	7,050	Purchase
UVAN	Mr. PALAT TITTINUNCHANON	Common Share	18-08-22	20,000	7.75	155,000	Purchase
				Total	Purchase	65,667,751	
					Sale	41,984,506	
					Net	23,683,245	

## 2. 12-month cumulative net buy/sell for SCBS-covered stocks with activity as of last close

### TISCO



### TQM





# Corporate calendar

August				
Monday	Tuesday	Wednesday	Thursday	Friday
15	16	17	18	19
<b>New warrant</b> ECL-W4 <b>XD</b> INETREIT Bt0.228 PTTEP Bt4.25 <b>PD</b> DTAC Bt0.85 <b>Share listing</b> PPPM 37,383,177 Shares SDC 18,518,518 Shares	<b>XD</b> CPNGC Bt0.235 DIF Bt0.26 FTREIT Bt0.175 POPF Bt0.2544 PPF Bt0.17 SIRIP Bt0.05 TFM Bt0.05 <b>PD</b> 3K-BAT Bt0.06 LPF Bt0.2042 <b>Last trading day</b> VGI-W2 <b>Share listing</b> AJA 21,367,521 Shares	<b>XD</b> CPNREIT Bt0.28 LPN Bt0.1 TPRIME Bt0.113 <b>XE</b> VGI-W2 1 : 1.056 @Bt9.467 <b>Share listing</b> SDC 9,259,259 Shares UREKA 11,659,307 Shares	<b>XD</b> BOL Bt0.13 INSET Bt0.04 RCL Bt1.75 SNC Bt0.65 WHABT Bt0.16 WHAIR Bt0.1556 WHART Bt0.192 <b>XW</b> BR 2 : 1 <b>PD</b> TR Bt0.56 <b>Symbol change</b> S & J to "S&J" <b>Share listing</b> AJA 21,367,521 Shares CCET 668,375 Shares IP 74,510,000 Shares JCK 19,662,920 Shares JCKH 46,296,296 Shares	<b>New securities</b> TGE (SET ENERG) <b>XD</b> ADVANC Bt3.45 ASIAN Bt0.25 BSBM Bt0.02 JASIF Bt0.23 SNNP Bt0.18 THREL Bt0.08 VNG Bt0.1 <b>PD</b> CNO1 Bt0.1928 TSTH Bt0.05 VGI Bt0.02
22	23	24	25	26
<b>XD</b> ADD Bt0.11 BBGI Bt0.05 BGC Bt0.1 DCC Bt0.035 GGC Bt0.25 ILM Bt0.2 KCE Bt1 KIAT Bt0.01 MAKRO Bt0.18 PIMO Bt0.02 RJH Bt2 SCM Bt0.15 SPRIME Bt0.1493 SWC Bt0.125 SYNEX Bt0.18 TKS Bt0.12 TNP Bt0.035 TU Bt0.4 VCOM Bt0.12 <b>PD</b> BLAND Bt0.03 KYE Bt8.55 TMW Bt0.9 TTT Bt0.5	<b>XD</b> ALLY Bt0.165 BLA Bt0.32 B-WORK Bt0.1771 GPI Bt0.05 KTBSTMR Bt0.1779 LPH Bt0.1 M Bt0.5 NER Bt0.07 ONEE Bt0.12 PCSGH Bt0.15 SMPK Bt0.6 SO Bt0.15 SPALI Bt0.7 STA Bt0.85 STA Bt0.15 STGT Bt0.5 TEAM Bt0.05 TQR Bt0.14 <b>XW</b> JP 2 : 1 <b>PD</b> BTS Bt0.16	<b>XD</b> AI Bt0.25 AIMCG Bt0.09 AIMIRT Bt0.2225 ARROW Bt0.1 AS Bt0.3 ASP Bt0.07 AUCT Bt0.15 BIS Bt0.06 BJC Bt0.15 BKI Bt3.5 BOFFICE Bt0.174 CCET Bt0.02 CHG Bt0.085 CSS Bt0.04 D Bt0.03 DMT Bt0.1 FSMART Bt0.2 HPT Bt0.018 III Bt0.15 IMPACT Bt0.1 INTUCH Bt1.76 JMART Bt0.45 JMT Bt0.49 KCC Bt0.0379 MBAX Bt0.12 MEGA Bt0.75 MGT Bt0.03 NSL Bt0.25 OSP Bt0.45 PHOL Bt0.08 PSH Bt0.31 QH Bt0.04 SABINA Bt0.61 SAT Bt0.38 SC Bt0.08 SGP Bt0.2 SINGER Bt0.3 SKR Bt0.08 SPRC Bt0.96 SSP Bt0.2 TKC Bt0.2 TKN Bt0.09 TMT Bt0.15 TOG Bt0.17 UVAN Bt0.3 WORK Bt0.2 <b>XW</b> MBAX 3 : 1 <b>PD</b> BMSCITH Bt0.3 SCGP Bt0.25	<b>XD</b> AIT Bt0.15 AJ Bt0.38 AMATA Bt0.2 AMATAR Bt0.16 BGRIM Bt0.03 BH Bt1.15 BH-P Bt1.15 DREIT Bt0.175 EASON Bt0.04 ECL Bt0.05 GC Bt0.2 KAMART Bt0.05 LH Bt0.25 PM Bt0.15 PT Bt0.2 RPH Bt0.2 SAMTEL Bt0.06 SENA Bt0.12692 SNP Bt0.1 SUPEREIF Bt0.09094 TACC Bt0.17 THANA Bt0.05 UEC Bt0.06 WINNER Bt0.06 <b>XW</b> ASW 1 : 300 <b>PD</b> BCT Bt1.65 PTL Bt0.34	<b>XD</b> APURE Bt0.05 BKKCP Bt0.16 BLESS Bt0.05 BROOK Bt0.005 CBG Bt0.75 CK Bt0.15 CPTGF Bt0.15 EGATIF Bt0.0274 FORTH Bt0.15 GVREIT Bt0.201 JUBILE Bt0.38 KBSPIF Bt0.226 LEO Bt0.2 MIPF Bt0.44 ORI Bt0.15 PDG Bt0.08 PROSPECT Bt0.2285 PSL Bt0.5 SMIT Bt0.14 STP Bt0.2 TEKA Bt0.07 TFFIF Bt0.092 TFG Bt0.1 TNITY Bt0.175 TNR Bt0.2 TQM Bt0.7 TTLPF Bt0.41 TVO Bt0.2 TVO 10 : 1 XD(ST) UTP Bt0.43 <b>PD</b> PTTEP Bt4.25 RAM Bt0.25 SCC Bt6
29	30	31		
<b>XD</b> AH Bt0.58 CEYE Bt0.15 FPI Bt0.08 FUTUREPF Bt0.28 HUMAN Bt0.06 KISS Bt0.06 LALIN Bt0.305 SIRI Bt0.04 SMD Bt0.25 SPCG Bt0.25 TIFI Bt0.125 TLHPF Bt0.1 TOA Bt0.25 XO Bt0.188 <b>PD</b> INETREIT Bt0.228	<b>XD</b> BCPG Bt0.2 CPF Bt0.4 HTECH Bt0.1 IVL Bt0.4 KCAR Bt0.19 SSTRT Bt0.2 <b>PD</b> 1DIV Bt0.2	<b>XD</b> BCH Bt0.4 <b>PD</b> TFM Bt0.05		

XD - Cash Dividend  
XD(ST) - Stock Dividend

PD - Payment Date  
XR - Rights for Common

XW - Rights for Warrant  
XT - Rights for Transferable Subscription Right

XE - Warrant Exercise  
CW - Capital write-down

SP - Suspension

## Disclaimer

The information in this report has been obtained from sources believed to be reliable. However, its accuracy or completeness is not guaranteed. Any opinions expressed herein reflect our judgment at this date and are subject to change without notice. This report is for information only. It is not to be construed as an offer, or solicitation of an offer to sell or buy any securities. We accept no liability for any loss arising from the use of this document. We or our associates may have an interest in the companies mentioned therein.

SCB Securities Company Limited ("SCBS") is a wholly-owned subsidiary of The Siam Commercial Bank Public Company Limited ("SCB"). Any information related to SCB is for sector comparison purposes.

This document is prepared by SCB Securities Company Limited ("SCBS") which is wholly-owned by the Siam Commercial Bank Public Company Limited ("SCB"). SCB acts as financial advisor of the SCG Chemicals Public Company Limited (SCGC). Any opinions, news, research, analyses, prices, statements, forecasts, projections and/or other information contained in this document (the "Information") is provided as general information purposes only and shall not be construed as individualized recommendation of an offer to buy or sell or the solicitation of an offer to buy or sell any securities. SCBS and/or its directors, officers and employees shall not be liable for any direct, indirect, incidental, special or consequential loss or damage, resulting from the use of or reliance on the Information, including without limitation to, damages for loss of profits. The investors shall use the Information in association with other information and opinion, including their own judgment in making investment decision. The Information is obtained from sources believed to be reliable, and SCBS cannot guarantee the accuracy, completeness and/or correctness of the Information.

This document is prepared by SCB Securities Company Limited ("SCBS") which is wholly-owned by The Siam Commercial Bank Public Company Limited ("SCB"). SCB may be appointed to act as financial advisor in relation to transactions to be carried out by Thai Oil Company Limited. Any opinions, news, research, analyses, prices, statements, forecasts, projections and/or other information contained in this document (the "Information") is provided as general information purposes only and shall not be construed as individualized recommendation of an offer to buy or sell or the solicitation of an offer to buy or sell any securities. SCBS and/or its directors, officers and employees shall not be liable for any direct, indirect, incidental, special or consequential loss or damage, resulting from the use of or reliance on the Information, including without limitation to, damages for loss of profits. The investors shall use the Information in association with other information and opinion, including their own judgment in making investment decision. The Information is obtained from sources believed to be reliable, and SCBS cannot guarantee the accuracy, completeness and/or correctness of the Information.

This document is prepared by SCB Securities Company Limited ("SCBS") which is wholly-owned by The Siam Commercial Bank Public Company Limited ("SCB"). SCB has acted as Financial Advisor, Lead Arranger of Global Power Synergy Public Company Limited. Any opinions, news, research, analyses, prices, statements, forecasts, projections and/or other information contained in this document (the "Information") is provided as general information purposes only, and shall not be construed as individualized recommendation of an offer to buy or sell or the solicitation of an offer to buy or sell any securities. SCBS and/or its directors, officers and employees shall not be liable for any direct, indirect, incidental, special or consequential loss or damage, resulting from the use of or reliance on the Information, including without limitation to, damages for loss of profits. The investors shall use the Information in association with other information and opinion, including their own judgment in making investment decision. The Information is obtained from sources believed to be reliable, and SCBS cannot guarantee the accuracy, completeness and/or correctness of the Information.

This document is prepared by SCB Securities Company Limited ("SCBS") which is wholly-owned by The Siam Commercial Bank Public Company Limited ("SCB"). SCB Asset Management Company Limited ("SCBAM") which is wholly-owned by The Siam Commercial Bank Public Company Limited ("SCB"). SCB has acted as Financial Advisor of Digital Telecommunications Infrastructure Fund. SCBAM has acted as Fund Manager of Digital Telecommunications Infrastructure Fund. Any opinions, news, research, analyses, prices, statements, forecasts, projections and/or other information contained in this document (the "Information") is provided as general information purposes only, and shall not be construed as individualized recommendation of an offer to buy or sell or the solicitation of an offer to buy or sell any securities. SCBS and/or its directors, officers and employees shall not be liable for any direct, indirect, incidental, special or consequential loss or damage, resulting from the use of or reliance on the Information, including without limitation to, damages for loss of profits. The investors shall use the Information in association with other information and opinion, including their own judgment in making investment decision. The Information is obtained from sources believed to be reliable, and SCBS cannot guarantee the accuracy, completeness and/or correctness of the Information.

SCBS reserves the right to modify the Information from time to time without notice and in its sole discretion. This document is delivered to intended recipient(s) only and is not permitted to reproduce, retransmit, disseminate, sell, distribute, republish, circulate or commercially exploit the Information in any manner without the prior written consent of SCBS.

Futures and Options trading carry a high level of risk with the potential for substantial losses, and are not suitable for all persons. Before deciding to trade Futures and Options, you should carefully consider your financial position, investment objectives, level of experience, and risk appetite if Futures and Options trading are appropriate. The possibility exists that you could sustain a loss of some or all of your initial investment. You should be aware of all the risks associated with Futures and Options trading, and you are advised to rely on your own judgment while making investment decision and/or should seek advice from professional investment advisor if you have any doubts.

This document is delivered to intended recipient(s) only and is not permitted to reproduce, retransmit, disseminate, sell, distribute, republish, circulate or commercially exploit the Information in any manner without the prior written consent of SCBS.

Copyright©2012 SCB Securities Company Limited. All rights reserved.

## CG Rating 2021 Companies with CG Rating

### Companies with Excellent CG Scoring

AAV, ADVANC, AF, AH, AIRA, AKP, AKR, ALT, AMA, AMATA, AMATAV, ANAN, AOT, AP, ARIP, ARROW, ASP, AUCTION, AWC, AYUD, BAFS, BANPU, BAY, BBL, BCP, BCPG, BDMS, BEM, BGC, BGRIM, BIZ, BKI, BOL, BPP, BRR, BTS, BTW, BWG, CENTEL, CFRESH, CHEWA, CHO, CIMBT, CK, CKP, CM, CNT, COM7, COMAN, COTTO, CPALL, CPF, CPI, CPN, CRC, CSS, DDD, DELTA, DEMCO, DRT, DTAC, DUSIT, EA, EASTW, ECF, ECL, EE, EGCO, EPG, ETC, FPI, FPT, FSMART, GBX, GC, GCAP, GFPT, GGC\*, GLAND, GLOBAL, GPI, GPSC, GRAMMY, GULF, GUNKUL, HANA, HARN, HMPRO, ICC, ICHI, III, ILINK, ILM, INTUCH, IP, IRPC, ITEL, IVL, JSP, JWD, K, KBANK, KCE, KKP, KSL, KTB, KTC, LALIN, LANNA, LH, LHFG, LIT, LPN, MACO, MAJOR, MAKRO, MALEE, MBK, MBKET, MC, MCOT, METCO, MFEC, MINT, MONO, MOONG, MSC, MTC, MVP, NCL, NEP, NER, NKI, NOBLE, NSI, NVD, NWR, NYT, OISHI, OR, ORI, OSP, OTO, PACE, PACO, PAF, PCSGH, PDG, PDJ, PG, PHOL\*, PLANB, PLANET, PLAT, PORT, PPS, PR9, PREB, PRG, PRM, PROUD, PSH, PSL, PTG, PTT, PTTEP, PTTGC, PYLON, Q-CON, QH, QTC, RATCH, RS, S, S & J, SAAM, SABINA, SAMART, SAMTEL, SAT, SC, SCB, SCC, SCCC, SCG, SCGP, SCM, SDC, SEAFCO, SEAOL, SE-ED, SELIC, SENA, SHR, SIRI, SIS, SITHAI, SMK, SMP, SNC, SONIC, SPALI, SPI, SPRC, SPVI, SSSC, SST, STA, STEC\*, STI, SUN, SUSCO, SUTHA, SVI\*, SYMC, SYNTEC, TACC, TASC, TCAP, TEAMG, TFMAMA, TGH, THANA, THANI, THCOM, THG, THIP, THRE, THREL, TIP\*, TIPCO, TISCO, TK, TKT, TMT, TNDT, TNITY, TOA, TOP, TPBI, TQM, TRC, TRU, TRUE, TSC, TSR, TSTE, TSTH, TTA, TTB, TTCL, TTW, TU, TVD, TVI, TVO, TWPC, U, UAC, UBIS, UV, VGI, VIH, WACOAL, WAVE, WHA, WHAUP, WICE, WINNER, ZEN

### Companies with Very Good CG Scoring

2S, 7UP, ABICO, ABM, ACE, ACG, ADB, AEONTS, AGE, AHC, AIT, ALL, ALLA, ALUCON, AMANAH, AMARIN, APCO, APCS, APURE, AQUA, ASEFA, ASIAN, ASK, ATP30, BA, BC, BEC, BFIT, BJCHI, BR, CBG, CGH, CHAYO, CHOTI, CI, CMC, CPL, CRD, CSP, DCC, ASAP, ASIA, ASIMAR, ASN, B, BAM, BCH, BEYOND, BJC, BLA, BROOK, CEN, CHARAN, CHG, CHOW, CIG, COLOR, CPW, CSC, CWT, DCON, DHOUSE, DOD, DOHOME, DV8, EASON, EFORL, ERW, ESSO, ESTAR, ETE, FE, FLOYD, FN, FNS, FORTH, FSS, FTE, FVC, GEL, GENCO, GJS, GYT, HPT, HMT, HTC, HYDRO, ICN, IFS, IMH, IND, INET, INSURE, IRC, IRCP, IT, ITD\*, J, JAS, JCK, JCKH, JMART, JMT, KBS, KCAR, KEX, KGI, KIAT\*, KISS, KOOL, KTIS, KUMWEL, KUN, KWC, KWM, L&E, LDC, LEO, LHK, LOXLEY, LRH, LST, M, MATCH, MBAX, MEGA, META, MFC\*, MGT, MICRO, MILL, MITSIB, MK, MODERN, MTI, NBC, NCAP, NCH, NETBAY, NEX, NINE, NRF, NTV, OCC, OGC, PATO, PB, PICO, PIMO, PJW, PL, PM, PMTA, PPP, PPPM, PRIME, PRIN, PRINC, PSTC, PT, QLT, RBF, RCL, RICHY, RML, ROJNA, RPC, RT, RWI, S11, SA, SAK, SALEE, SAMCO, SANKO, SAPPE, SAWAD, SCI, SCN, SCP, SE, SFLEX, SFP, SFT, SGF, SIAM, SINGER, SKE, SKN, SKR, SKY, SLP, SMT, SNP, SO, SORKON, SPA, SPC, SPCG, SR, SRICHA, SSC, SSF, STANLY, STGT, STOWER\*, STPI, SUC, SWC, SYNEX, T, TAE, TAKUNI, TBSP, TCC, TCMC, TEAM, TFG, TFI, TIGER, TITLE, TKN, TKS, TM, TMC, TMD, TMI, TMILL, TNL, TNP, TOG, TPA, TPAC, TPCS, TPS, TRITN, TRT, TSE, TVT, TWP, UEC, UMI, UOBKH, UP, UPF, UPOIC, UTP, VCOM, VL, VNT, VPO, VRANDA, WGE, WIJK, WP, XO, XPG, YUASA

### Companies with Good CG Scoring

A, AI, AIE, AJ, AMC, APP, AQ, ARIN, AS, AU, B52, BEAUTY, BGT, BH, BIG, BLAND, BM, BROCK, BSBM, BSM, BYD\*, CCP, CITY, CMO, CPT, CSR, EKH, EP, FMT, GLOCON\*, GSC, HTECH, IHL, INGRS, JAK, JTS, KASET, KK, KWG, LEE, BTNC, CAZ, CGD, CMAN, CMR, CRANE, D, EMC, F&D, GIFT, GREEN, GTB, HUMAN, IIG, INOX, JR, JUBILE, KCM, KKC, KYE, LPH, MATI, M-CHAI, MCS, MDX, MJD, MORE, MUD, NC, NDR, NFC, NNCL, NOVA, NPK, NUSA, OCEAN, PAF, PF, PK, PLE, PPM, PRAKIT, PRAPAT, PRECHA, PTL, RCI\*, RJH, RP, RPH, RSP, SABUY, SF, SGP, SICT, SIMAT, SISB, SK, SMART, SOLAR, SPACK, SPG, SQ, SSP, STARK, STC, SUPER, SVOA, TC, TCCC, THMUI, TNH, TNR, TOPP, TPCH, TPIPL, TPIPP, TPLAS, TPOLY, TQR, TTI, TYCN, UKEM, UMS, UNIQ, UPA, UREKA, VIBHA, W, WIN, WORK, WPH, YGG, ZIGA

### Corporate Governance Report

The material contained in this publication is for general information only and is not intended as advice on any of the matters discussed herein. Readers and others should perform their own independent analysis as to the accuracy or completeness or legality of such information. The Thai Institute of Directors, its officers, the authors and editor make no representation or warranty as to the accuracy, completeness or legality of any of the information contained herein. By accepting this document, each recipient agrees that the Thai Institute of Directors Association, its officers, the authors and editor shall not have any liability for any information contained in, or for any omission from, this publication.

The survey result is as of the date appearing in the Corporate Governance Report of Thai Listed Companies. As a result, the survey result may be changed after that date. SCB Securities Company Limited does not conform nor certify the accuracy of such survey result.

To recognize well performers, the list of companies attaining "Good", "Very Good" and "Excellent" levels of recognition

(Not including listed companies qualified in the "no announcement of the results" clause from 1 January 2020 to 26 October 2021) is publicized.

<sup>1</sup> TIP was voluntarily delisted from the Stock Exchange of Thailand effectively on July 24, 2021

<sup>2</sup> RCI was voluntarily delisted from the Stock Exchange of Thailand, effectively on July 16, 2021

\* บริษัทหรือกรรมการหรือผู้บริหารของบริษัทที่มีข่าวด้านกฏการกีดกันผู้ถือหุ้น เช่น การกระทำความผิดเกี่ยวกับหลักทรัพย์ การทุจริต คอรัปชั่น เป็นต้น ซึ่งการใช้ข้อมูล CGR ควรตระหนักถึงข้อดังกล่าวประกอบด้วย

## Anti-corruption Progress Indicator

### Certified (ได้รับการรับรอง)

2S, 7UP, ADVANC, AF, AI, AIE, AIRA, AKP, AMA, AMANAH, AMATA, AMATAV, AP, APCS, AQUA, ARROW, AS, ASIAN, ASK, ASP, AWC, AYUD, B, BAFS, BAM, BANPU, BAY, BBL, BCH, BCP, BCPG, BE8, BEYOND, BGC, BGRIM, BKI, BLA, BPP, BROOK, BRR, BSBM, BTS, BWG, CEN, CENTEL, CFRESH, CGH, CHEWA, CHOTI, CHOW, CIG, CIMBT, CM, CMC, COM7, COTTO, CPALL, CPF, CPI, CPN, CSC, DCC, DELTA, DEMCO, DIMET, DRT, DTAC, DUSIT, EA, EASTW, ECL, EGCO, EP, EPG, ERW, ESTAR, ETE, FE, FNS, FPI, FPT, FSMART, FSS, FTE, GBX, GC, GCAP, GEL, GFPT, GGC, GJS, GPI, GPSC, GSTEEL, GULF, GUNKUL, HANA, HARN, HEMP, HENG, HMPRO, HTC, ICC, ICHI, IFS, ILINK, INET, INSURE, INTUCH, IRC, IRPC, ITEL, IVL, JKN, JR, K, KASET, KBANK, KBS, KCAR, KCE, KGI, KKP, KSL, KTB, KTC, KWI, L&E, LANNA, LH, LHFG, LHK, LPN, LRH, M, MAKRO, MALEE, MATCH, MBAX, MBK, MC, MCOT, META, MFC, MFEC, MILL, MINT, MONO, MOONG, MSC, MST, MTC, MTI, NATION, NBC, NEP, NINE, NKI, NOBLE, NOK, NSI, NWR, OCC, OGI, PAP, PATO, PB, PCSGH, PDG, PDJ, PG, PHOL, PK, PL, PLANB, PLANET, PLAT, PM, PPP, PPPM, PPS, PR9, PREB, PRG, PRINC, PRM, PROS, PSH, PSL, PSTC, PT, PTG, PTT, PTTEP, PTTGC, PYLON, Q-CON, QH, QLT, QTC, RATCH, RML, RWI, S & J, SAAM, SABINA, SAPPE, SAT, SC, SCB, SCC, SCCC, SCG, SCGP, SCM, SCN, SEAOL, SE-ED, SELIC, SENA, SGP, SINGER, SIRI, SITHAI, SKR, SMT, SMC, SMP, SNC, SNP, SORKON, SPACK, SPALI, SPC, SPI, SPRC, SRICHA, SSF, SSP, SSSC, SST, STA, STOWER, SUSCO, SVI, SYMC, SYNTEC, TAE, TAKUNI, TASC, TCAP, TCMC, TFG, TFI, TFMAMA, TGH, THANI, THCOM, THIP, THRE, THREL, TIDLOR, TIPCO, TISCO, TKS, TKT, TMILL, TMT, TNITY, TNL, TNP, TNR, TOG, TOP, TOPP, TPA, TPCS, TPP, TRU, TRUE, TSC, TSTE, TSTH, TTA, TTB, TTCL, TU, TVDH, TVI, TVO, TWPC, U, UBE, UBIS, UEC, UKEM, UOBKH, UPF, UV, VGI, VIH, WACOAL, WHA, WHAUP, WICE, WIJK, XO, YUASA, ZEN, ZIGA

### Declared (ประกาศเจตนาสมัคร)

AH, AJ, ALT, APCO, B52, BEC, CHG, CI, CPL, CPR, CPW, CRC, DDD, DHOUSE, DOHOME, ECF, EKH, ETC, EVER, FLOYD, GLOBAL, III, ILM, INOX, JTS, KEX, KUMWEL, LDC, MAJOR, MEGA, NCAP, NOVA, NRF, NUSA, NYT, OR, PIMO, PLE, RS, SAK, SIS, STECH, STGT, SUPER, SVT, TKN, TMI, TQM, TSI, VARO, VCOM, VIBHA, WIN

### N/A

3K-BAT, A, A5, AAV, ABICO, ABM, ACAP, ACC, ACE, ACG, ADB, ADD, AEONTS, AFC, AGE, AHC, AIT, AJA, AKR, ALL, ALLA, ALPHAX, ALUCON, AMARIN, AMC, AMR, ANAN, AOT, APEX, APP, APURE, AQ, ARIN, ARIP, ASAP, ASEFA, ASIA, ASIMAR, ASN, ASW, ATP30, AU, AUCTION, BA, BBGI, BBIK, BC, BCT, BDMS, BEAUTY, BEM, BFIT, BGT, BH, BIG, BIOTEK, BIS, BIZ, BJC, BJCHI, BKD, BLAND, BLESS, BLISS, BM, BOL, BR, BRI, BROCK, BSM, BTNC, BTW, BUI, BYD, CAZ, CBG, CCET, CCP, CEYE, CGD, CHARAN, CHAYO, CHIC, CHO, CITY, CIVIL, CK, CKP, CMAN, CMO, CMR, CNT, COLOR, COMAN, CPANEL, CPH, CPT, CRANE, CRD, CSP, CSR, CSS, CTW, CV, CWT, D, DCON, DITTO, DMT, DOD, DPAINT, DTIC, DV8, EASON, EE, EFORL, EMC, ESSO, F&D, FANCY, FMT, FN, FORTH, FTI, FVC, GENCO, GIFT, GL, GLAND, GLOCON, GLORY, GRAMMY, GRAND, GREEN, GSC, GTB, GYT, HFT, HL, HPT, HTECH, HUMAN, HYDRO, ICN, IFEC, IHL, IIG, IMH, IND, INGRS, INSET, IP, IRCP, IT, ITD, J, JAK, JAS, JCK, JCKH, JCT, JDF, JMART, JMT, JP, JUBILE, JWD, KAMART, KC, KCC, KCM, KDH, KIAT, KISS, KK, KKC, KOOL, KTIS, KUN, KWC, KWM, KYE, LALIN, LEE, LEO, LIT, LOXLEY, LPH, LST, MACO, MANRIN, MATI, MAX, M-CHAI, MCS, MDX, MENA, METCO, MGT, MICRO, MIDA, MITSIB, MJD, MK, ML, MODERN, MORE, MPIC, MUD, MVP, NC, NCH, NCL, NDR, NER, NETBAY, NEW, NEWS, NEX, NFC, NNCL, NPK, NSL, NTV, NV, NVD, OHTL, OISHI, ONEE, OSP, OTO, PACE, PACO, PAF, PEACE, PERM, PF, PICO, PIN, PJW, PLUS, PMTA, POLAR, POMUI, PORT, POST, PPM, PRAKIT, PRAPAT, PRECHA, PRIME, PRIN, PRO, PROEN, PROUD, PSG, PTC, PTECH, PTL, RAM, RBF, RCL, RICHY, RJH, ROCK, ROH, ROJNA, RP, RPC, RPH, RSP, RT, S, S11, SA, SABUY, SAFARI, SALEE, SAM, SAMART, SAMCO, SAMTEL, SANKO, SAUCE, SAWAD, SAWANG, SCI, SCP, SDC, SE, SEAFCO, SECURE, SENAJ, SFLEX, SFP, SFT, SGF, SHANG, SHR, SIAM, SICT, SIMAT, SISB, SK, SKE, SKN, SKY, SLM, SLP, SMART, SMD, SMT, SNNP, SO, SOLAR, SONIC, SPA, SPCG, SPG, SPVI, SQ, SR, SSC, SSS, STANLY, STARK, STC, STEC, STHAI, STI, STP, STPI, SUN, SUN, SUTHA, SVH, SVOA, SWC, SYNEX, TACC, TAPAC, TC, TCC, TCCC, TCJ, TCOAT, TEAM, TEAMG, TEKA, TFM, TGPRO, TH, THAI, THANA, THE, THG, THL, THMUI, TIGER, TIPH, TITLE, TK, TKC, TLI, TM, TMC, TMD, TNDT, TNH, TNPC, TOA, TPAC, TPBI, TPCH, TPIPL, TPIPP, TPLAS, TPOLY, TPS, TQR, TR, TRC, TRITN, TRT, TRUBB, TRV, TSE, TSF, TSR, TTI, TTT, TTW, TVT, TWP, TWZ, TYCN, UAC, UMI, UMS, UNIQ, UP, UPA, UPOIC, UREKA, UTP, UVAN, VL, VNG, VPO, VRANDA, W, WAVE, WFX, WGE, WINMED, WINNER, WORK, WORLD, WP, WPH, XPG, YGG, YONG

### Explanations

Companies participating in Thailand's Private Sector Collective Action Coalition Against Corruption programme (Thai CAC) under Thai Institute of Directors (as of May 9, 2022) are categorised into: companies that have declared their intention to join CAC, and companies certified by CAC.