



Support - Resistances

1626/1616 – 1638/1648



Market today

“To fluctuate between 1,626 and 1,643.”

The SET is expected to move between 1,626 and 1,643 on uncertainty over the Fed's interest rate decision next month, whether it will raise rate 50bps or 75bps, as well as the FOMC annual meeting at the end of this week. Here at home, follow the political issue regarding the prime minister's 8-year tenure and whether the Constitutional Court will accept the petition. Support is continuing to be provided by fund inflows.



Today's highlights

- Follow to see if the Constitutional Court accepts a petition regarding the prime minister's 8-year tenure. If accepted, the market is expect to face a political vacuum until it hands down its verdict in 1-2 months.
- Ukraine has warned Russia of aggressive retaliation if it attacks Ukraine today (Aug 24) as it is Ukraine's national day; the US has also warned its citizen to leave Ukraine.
- Gas and coal prices in Europe rocketed on concerns Russia will not deliver gas after finishing maintenance on Nord Stream 1 at the end of August.
- The Fed Atlanta says GDPNow simulation shows US GDP in 3Q22 growth of 1.6%, below the earlier 1.8%; FedWatch Tool showed a reduction in the probability of a 75 bps raise in rate in September to 48.5% while the probability of a 50 bps raise has risen to 51.5%.
- The cabinet approved a budget of Bt2.9bn to subsidize motorcycles by Bt18,000 and EVs by Bt150,000 each for manufacturers and importers.
- The parliament passed the Bt3.185tn FY2023 budget bill in the third reading; it will be passed to the senate to consider within 30 days.
- BoT told financial institutions to adjust guidelines and standards for green loans and is prepared to release five guidelines to support sustainability in 3Q22.



Strategy today

Although inflation seems to have passed peak, we now see clearer evidence of an economic slowing that will sour the market mood, so our recommended strategy is “selective buy” in good quality assets.



Trading today

Weekly portfolio: We believe the market has already factored in the slowing in inflation, but investors must be wary of an economic slowdown. We recommend investing in good quality stocks with specific positive drivers:

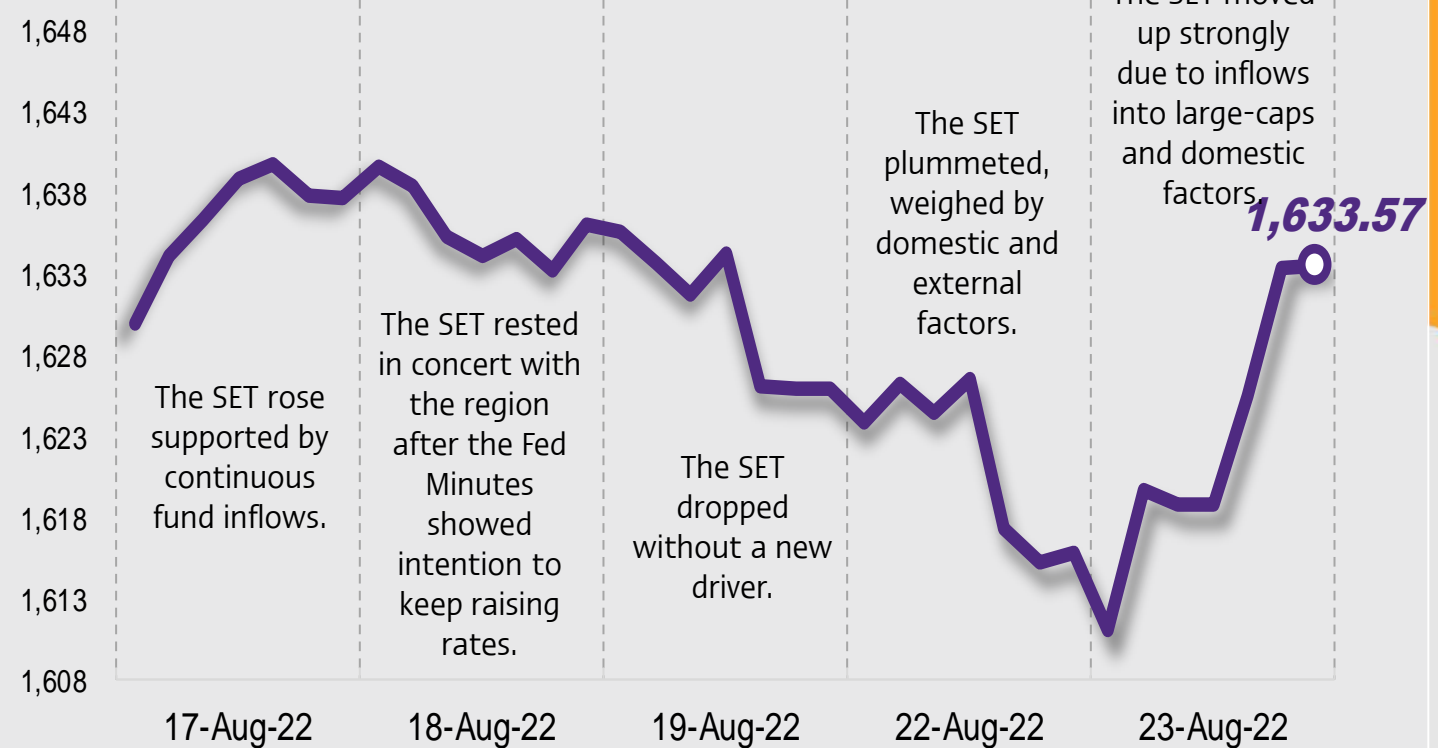
- 1) Big-cap stocks that benefit from fund inflow and whose valuations are not high – KBANK, BDMS, ADVANC and IVL;
- 2) Stocks whose 3Q22 earnings are expected to grow both YoY and QoQ – CPALL, SCGP and CENTEL;
- 3) Stocks whose 2H22 operations are poised to do well and offer an interim dividend between Aug–Sept – PTT (XD not yet announced), INTUCH (Aug 24) and LH (Aug 25).



Daily focus

MAKRO: We expect 3Q-4Q22 core profit to grow QoQ due to seasonal factors and grow YoY on improving B2B and B2C businesses (solid same-store sales growth), benefits from business synergy and the completion of Lotus's rebranding in September.

PTTEP: Benefits from fund inflows and rising oil price after Saudi Arabia suggested OPEC+ will reduce production capacity if Iran returns to export oil; in 2H22 it is expected to benefit from higher ASP as hedging contracts have been already marked to present market value.



Today's reports

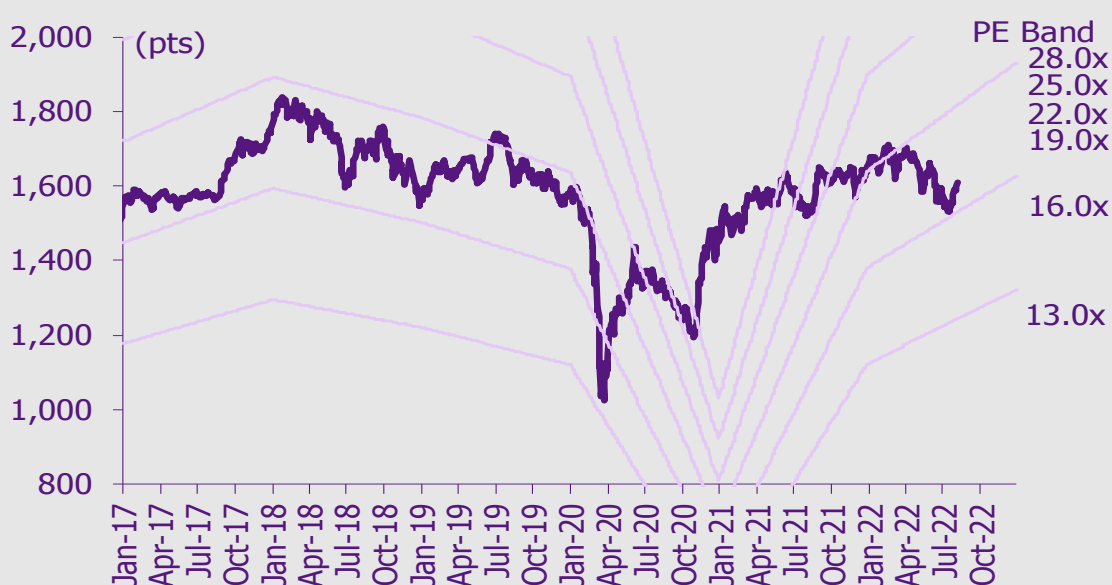
Petrochemicals – Naphtha price down to 9-month low

MAKRO – More improvement in 2H22F

What to watch

Date	Event
22 Aug	Economic release: JP/EU – Flash manufacturing and services PMI for Aug
23 Aug	Economic release: US – Flash manufacturing and services PMI for Aug, EU – Consumer confidence for Aug
24 Aug	Economic release: US – Durable and core durable goods orders for Jul, crude oil inventories
25 Aug	Economic release: US – Prelim GDP for 2Q22, unemployment claims Event: Jackson Hole Symposium
26 Aug	Economic release: US – Core PCE price index and personal spending for Jul Event: Jackson Hole Symposium

SET Index movement



See the end of this report for disclaimer

SET index series

Index	23 Aug (pts)	Chg (pts)	Chg (%)	Value (Btmn)
SET	1,633.57	17.75	1.10	76,157.85
SET50	987.23	11.03	1.13	45,508.54
SET100	2,233.47	23.28	1.05	55,306.02
sSET	1,054.82	6.21	0.59	3,455.99
SETCLMV	1,022.45	11.23	1.11	35,403.58
SETHD	1,176.18	9.12	0.78	16,833.91
SETTHSI	1,030.46	9.80	0.96	42,681.86
SETWB	1,006.15	13.04	1.31	15,353.82
mai	646.70	5.10	0.79	6,455.62

Trading summary by investor type

(Btmn)	23 Aug	WTD	MTD	YTD
Foreign				
Net	4,790	6,434	49,198	166,549
Breakdown (%)	45.46	45.71	46.48	47.08
Institution				
Net	(1,316)	(4,887)	(12,458)	(111,271)
Breakdown (%)	8.62	8.86	9.30	8.01
PropTrade				
Net	(143)	237	(3,918)	(2,896)
Breakdown (%)	9.15	9.16	8.91	8.62
Individual				
Net	(3,331)	(1,784)	(32,822)	(52,383)
Breakdown (%)	36.76	36.27	35.31	36.30

% of total trade value for each investor type

S50 futures trading by foreign investors

(Contract)	23-Aug	WTD	MTD	YTD
Foreign	4,388	(5,940)	121,709	126,942
Institution	(1,957)	(4,624)	1,851	6,763
Customer	(2,431)	10,564	(123,560)	(133,705)















Bond trading by foreign investors

(Btmn)	23-Aug	WTD	MTD	YTD
Buy	2,530	6,573	62,942	746,417
Sell	6,290	10,571	47,389	626,088
Net	-3,760	-3,998	15,552	120,329

Investment Strategy Department

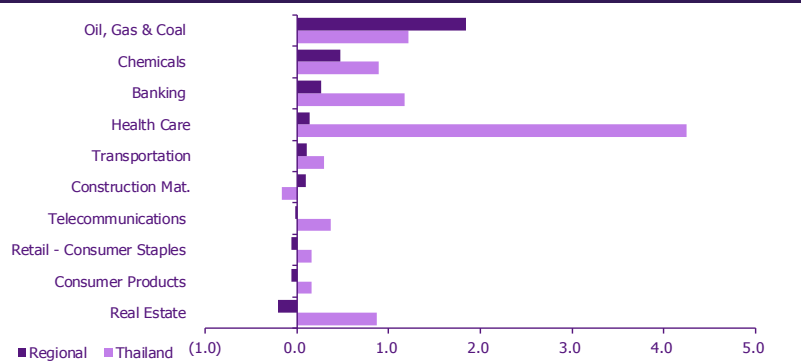
Market update

Global market movement

	23-Aug	Index	Chg (pts)	Performance (%)				PE (x)		EPS gth (%)		PBV (x)		ROE (%)	
				1D	WTD	MTD	YTD	22F	23F	22F	23F	22F	23F	22F	23F
S&P 500		4,129	(9.26)	(0.2)	(2.4)	(0.0)	(13.4)	18.2	16.9	17.4	7.6	3.9	3.5	22.4	22.4
Euro Stoxx 600		431	(1.82)	(0.4)	(1.4)	(1.6)	(11.6)	12.0	11.6	29.2	3.0	1.7	1.6	12.6	12.1
Japan		28,453	(341.75)	(1.2)	(1.7)	2.3	(1.2)	15.9	14.9	2.1	6.3	1.7	1.5	9.9	10.0
Hang Seng		19,503	(153.73)	(0.8)	(1.4)	(3.2)	(16.6)	10.0	8.9	(26.1)	13.3	1.1	1.0	11.3	11.2
MSCI Asia x J		633	(3.97)	(0.6)	(1.6)	(1.5)	(19.8)	12.6	11.5	(1.2)	9.2	1.5	1.4	11.7	11.5
Philippines		6,618	(86.03)	(1.3)	(3.6)	4.8	(7.1)	15.7	13.3	24.1	18.2	1.6	1.5	8.6	9.6
Indonesia		7,163	55.28	0.8	(0.1)	3.1	8.8	16.6	15.5	41.6	6.6	2.1	2.0	(6.7)	(6.4)
Malaysia		1,483	(4.80)	(0.3)	(1.5)	(0.6)	(5.4)	14.3	13.8	(1.0)	4.3	1.5	1.4	10.2	11.3
Thailand		1,634	17.75	1.1	0.5	3.6	(1.5)	15.7	14.9	20.1	5.8	1.7	1.6	8.6	9.1
Asean 4 - simple avg.				0.1	(1.2)	2.7	(1.3)	15.6	14.4	21.2	8.7	1.7	1.6	5.2	5.9
China		3,276	(1.57)	(0.0)	0.6	0.7	(10.0)	11.4	10.0	26.2	13.9	1.3	1.2	11.0	10.9
India		59,031	257.43	0.4	(1.0)	2.5	1.3	21.7	18.6	16.9	16.3	3.2	3.0	15.2	15.4
Singapore		3,246	(16.36)	(0.5)	(0.0)	1.1	3.9	12.6	11.0	12.5	14.4	1.1	1.0	9.0	9.9
Taiwan		15,096	(149.25)	(1.0)	(2.0)	0.6	(17.1)	10.4	10.9	9.4	(4.6)	1.9	1.8	21.6	18.1
Korea		2,435	(27.16)	(1.1)	(2.3)	(0.7)	(18.2)	10.2	9.5	(0.5)	7.4	1.0	0.9	7.2	11.0
Others				(0.4)	(1.0)	0.9	(8.0)	13.3	12.0	12.9	9.5	1.7	1.6	12.8	13.1

Regional sector movement

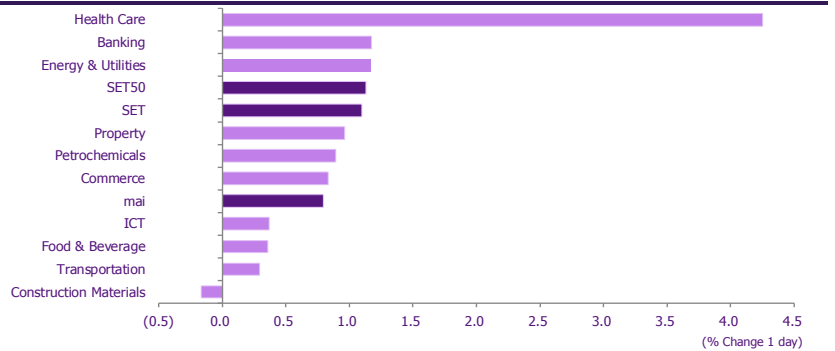
	Price performance (%) *			
	23-Aug	WoW	MoM	YTD
Banking	0.26	(1.22)	1.82	(10.61)
Chemicals	0.47	(0.40)	8.81	2.29
Construction Mat.	0.09	(1.43)	4.19	(4.47)
Consumer Products	(0.06)	0.08	2.09	(2.17)
Health Care	0.14	(1.27)	(0.04)	(14.24)
Oil, Gas & Coal	1.84	1.77	6.75	1.74
Real Estate	(0.21)	(0.35)	(4.59)	(19.47)
Retail - Consumer Staples	(0.06)	0.08	2.09	(2.17)
Telecommunications	(0.02)	(0.91)	3.31	(12.91)
Transportation	0.11	(0.98)	2.68	(5.86)



* Regional sector price performances (%) are based on US\$ and Thai sector price performances (%) are based on baht

Thailand sector movement

	Price performance (%)			
	23-Aug	WoW	MTD	YTD
Banking	1.17	0.62	3.79	(8.83)
Commerce	0.83	1.39	3.02	(3.16)
Construction Materials	(0.16)	(1.17)	(1.16)	(7.11)
Energy & Utilities	1.17	0.45	4.17	2.20
Food & Beverage	0.36	(0.05)	2.82	(1.14)
Health Care	4.25	2.73	6.89	26.33
ICT	0.37	(1.56)	0.75	(10.20)
Petrochemicals	0.89	0.28	4.09	(7.55)
Property	0.96	1.58	5.30	3.84
Transportation	0.29	(0.26)	1.16	7.08
SET	1.10	0.22	3.63	(1.45)
SET50	1.13	0.06	2.97	(0.36)
MAI	0.79	6.23	11.22	11.09



10 Most active stocks by value

Stock	Price (Bt)	Value (Btmn)	Chg (%)
BANPU	14.50	5,507.90	4.32
BH	214.00	3,824.65	10.03
PTTEP	161.00	3,548.91	2.22
KBANK	155.00	3,064.23	0.98
DELTA	580.00	1,883.87	4.69
PTT	37.50	1,778.58	2.04
ADVANC	193.50	1,707.91	(0.26)
PRINC	9.50	1,621.81	25.00
SCB	104.50	1,597.65	0.97
BBL	136.50	1,494.34	1.11

Top 10 gainers

Stock	Price (Bt)	Value (Btmn)	Chg (%)
PRINC	9.50	1,621.81	25.00
INSURE	420.00	10.34	24.26
TWZ	0.08	0.71	14.29
BH	214.00	3,824.65	10.03
SITHAI	1.64	176.68	8.61
PPPM	0.13	0.42	8.33
NWR	0.82	27.11	7.89
JTS	96.75	195.92	7.50
AGE	4.38	353.95	6.83
TRU	6.50	10.37	6.56

Top 10 losers

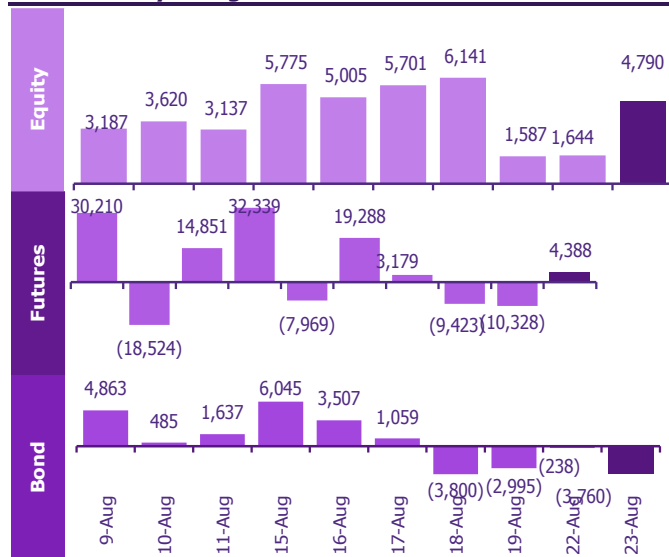
Stock	Price (Bt)	Value (Btmn)	Chg (%)
DTCI	23.50	0.00	(28.79)
UP	23.60	0.60	(14.95)
TGE	1.75	708.04	(7.89)
TTI	33.75	0.13	(6.25)
STGT	14.80	299.16	(5.73)
BRRGIF	5.05	2.52	(5.61)
TC	9.45	103.89	(5.50)
STA	21.10	303.78	(5.38)
EMC	0.20	0.29	(4.76)
NOVA	12.50	28.40	(3.85)

Fund flow monitor

Regional foreign fund flows to equity

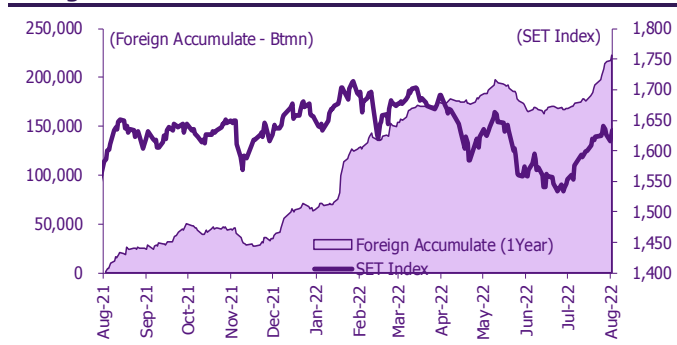
(US\$ Mn)	Thailand	Indonesia	Philippines	Malaysia	Vietnam	India	Taiwan	South Korea	Japan
Daily									
23-Aug-22	133	34	(2)		(3)		(544)	20	
22-Aug-22	45	64	(6)	13	(10)	(43)	(565)	122	
19-Aug-22	44	64	0	10	(4)	192	(310)	136	
18-Aug-22	172	73	12	30	5	434	(176)	223	
17-Aug-22	161		15	34	(2)	542	(55)	26	
Weekly									
WTD	178	98	(8)	13	(13)	(43)	(1,109)	142	340
19-Aug-22	681	215	57	145	24	1,168	(792)	516	0
12-Aug-22	408	284	(201)	111	4	2,579	(130)	121	340
5-Aug-22	114	(186)	13	88	62	1,860	(431)	1,282	452
29-Jul-22	119	130	10	30	63	750	417	544	(903)
Monthly									
MTD	1,382	411	(138)	356	77	5,564	(2,461)	2,061	792
Jul-22	128	(150)	(80)	28	(18)	836	(626)	1,363	4,963
Jun-22	(841)	(501)	(207)	(291)	89	(6,342)	(7,724)	(4,796)	(9,556)
May-22	592	(243)	(350)	18	138	(4,871)	57	170	(1,993)
YTD	4,951	4,529	(994)	1,844	134	(22,156)	(37,156)	(12,663)	6,328

Thailand daily foreign net flows

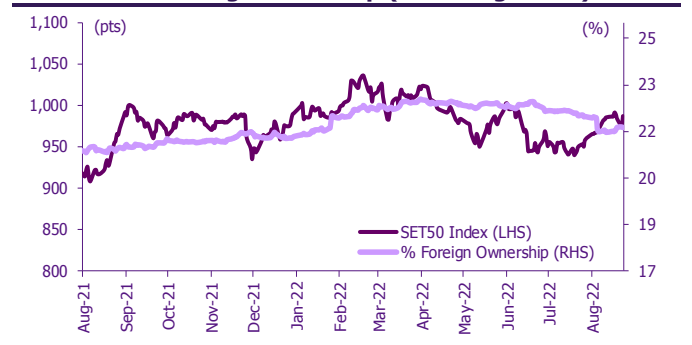


	Equity (Btmn)	SET50 futures (Contract)	Bond (Btmn)*	Bond (Btmn)
Daily				
23-Aug-22	4,790	4,388	864	(3,760)
Weekly				
WTD	6,434	(5,940)	(1,152)	(3,998)
11-Aug-22	14,431	38,791	7,600	8,997
5-Aug-22	4,125	51,444	9,894	6,738
27-Jul-22	4,376	31,678	6,042	(1,921)
22-Jul-22	889	41,330	7,837	(2,455)
Monthly				
MTD	49,198	121,709	23,738	15,552
Jul-22	4,721	33,437	6,426	(3,593)
Jun-22	(29,387)	(101,334)	(19,303)	(14,819)
May-22	20,284	109,007	21,576	30,012
Quarterly				
QTD	1,765	(59,103)	(11,018)	22,811
1Q22	110,864	30,899	6,488	85,559
4Q21	28,128	44,270	8,986	110,523
3Q21	(443)	6,232	1,282	21,383
2Q21	(46,593)	(7,583)	(994)	76,603
YTD	166,549	126,942	25,634	120,329
2021	(48,578)	27,284	6,522	212,522
2020	(264,386)	12,150	1,768	(35,245)

Foreign net flow and SET movement



SET50 and its foreign ownership (excluding NVDR)



Foreign buy/sell activity monitor

Most foreign holding value change

	Fgn hld (%)	Δ Fgn (M.shares)	Buy* (Btmn)
KBANK	42.57	6.06	939
HMPRO	14.06	18.23	255
AOT	9.48	2.16	154
TU	26.09	6.93	120
TOP	15.26	1.62	97
SCGP	4.99	1.58	90
BEM	8.94	9.32	82
BDMS	21.24	2.51	71
CRC	14.01	1.03	41
PTTEP	15.25	0.21	34

Top-5 NVDR net buy/sell

	Fgn hld (%)	Δ Fgn (M.shares)	Sell* (Btmn)	Buy* (Btmn)	Sell* (Btmn)
CPALL	32.25	(17.18)	(1,057)	741	(135)
PTTGC	12.45	(3.32)	(157)	677	(117)
SCB	18.14	(1.39)	(146)	392	(110)
AWC	41.18	(17.19)	(96)	296	(108)
MTC	6.35	(1.92)	(83)	188	(106)
STAR	47.99	(16.73)	(68)	180	(106)
BCH	7.60	(3.13)	(61)	151	(102)
BANPU	10.53	(3.96)	(57)	143	(91)
ONEE	1.18	(5.80)	(55)	120	(74)
CPN	23.51	(0.66)	(44)	111	(55)
BANPU				741	(135)
PTTEP				677	(117)
BH				392	(110)
PTT				296	(108)
SPRC				188	(106)
LANNA				180	(106)
SCB				151	(102)
KTB				143	(91)
COM7				120	(74)
BCP				111	(55)
BCH					(135)
EA					(117)
STGT					(110)
CPF					(108)
KBANK					(106)
OSP					(106)
STA					(102)
JMT					(91)
BDMS					(74)
GULF					(55)

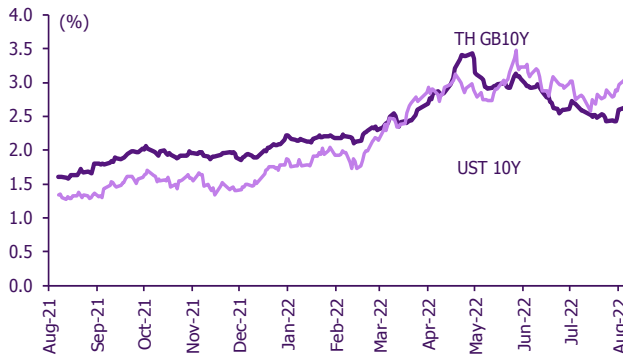
* SCBS Investment Research estimates

Multi-asset price update

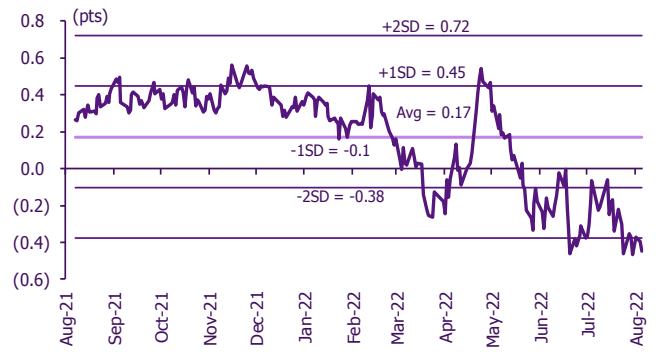
Key indicator update

	Close	23-Aug	WoW	MoM	YoY	YTD
Financial market condition						
VIX Index	24.11	1.30	22.45	4.69	40.58	40.01
Europe CDS (bps)	110.517	1.10	15.90	6.04	64.39	62.64
LIBOR OIS Spread (bps)	0.09601	(0.07)	(8.36)	(11.27)	5.46	0.59
TED Spread (bps)	0.3104	2.69	(6.32)	(7.76)	22.17	13.17
Exchange rate						
Dollar Index	108.51	(0.41)	1.91	1.85	16.71	13.42
USD/THB	36.03	(0.23)	1.81	(1.71)	8.38	8.51
EUR/USD	1.00	0.30	(1.92)	(2.34)	(15.08)	(12.27)
USD/JPY	136.76	(0.50)	1.89	0.52	24.70	18.85
Bond: (Change in basis points)						
TH Gov Bond 2Y	1.56%	0.21	4.60	(23.76)	110.53	90.86
TH Gov Bond 10Y	2.60%	(1.86)	16.83	(8.61)	103.56	70.34
US Gov Bond 2Y	3.33%	1.12	5.74	33.64	309.50	259.71
US Gov Bond 10Y	3.06%	3.90	23.87	30.14	179.41	154.38
Commodities						
CRB Index	590.21	0.00	(0.24)	2.84	5.48	2.06
Gold (US\$/oz)	1,747.90	0.74	(1.52)	1.25	(3.16)	(4.45)
Gross Refining Margin (US\$/bbl)	20.97	(5.20)	4.75	(1.73)	n.m.	243.21
Dubai Crude (US\$/bbl)	95.39	0.00	2.06	6.77	38.73	30.34
NYMEX Crude (US\$/bbl)	93.74	3.89	8.33	(1.01)	42.81	93.52
Baltic Dry Index (pts)	1,271.00	0.08	(8.36)	(40.77)	(69.35)	(42.67)

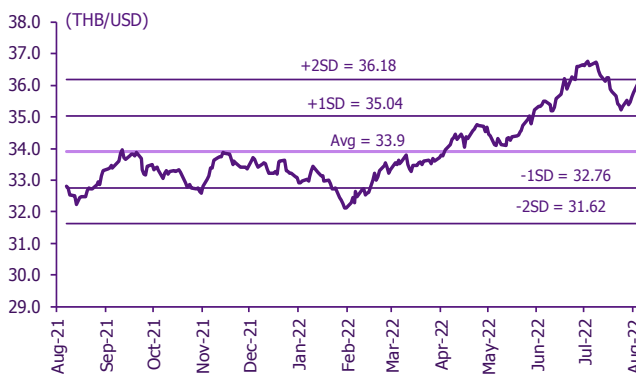
Thai and US 10-year government bond yield



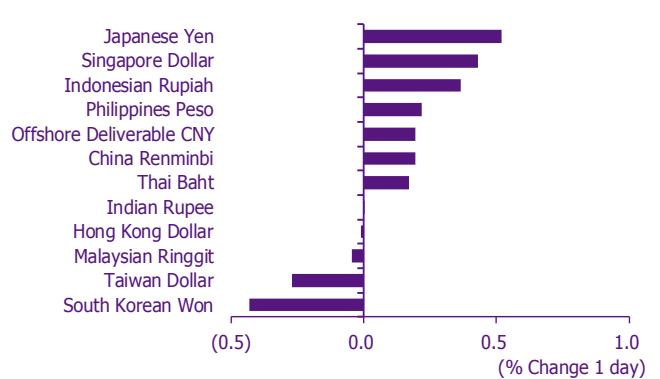
Thai and US 10-year government bond spread



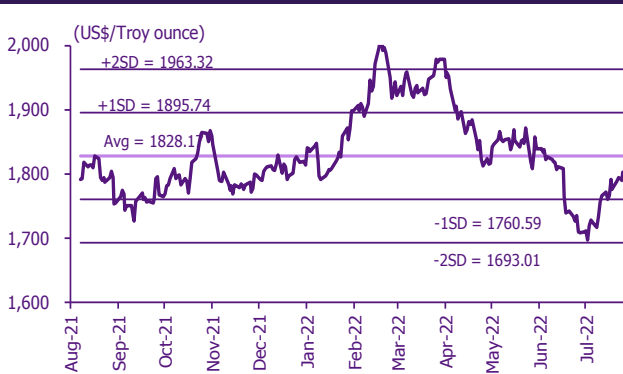
THB/USD exchange rate



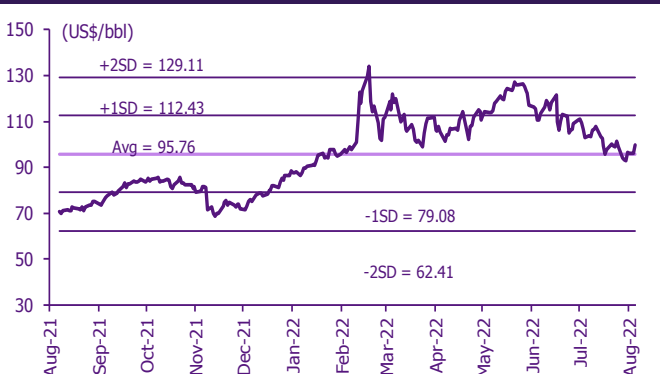
Regional foreign exchange rate spot return



Gold



Brent crude



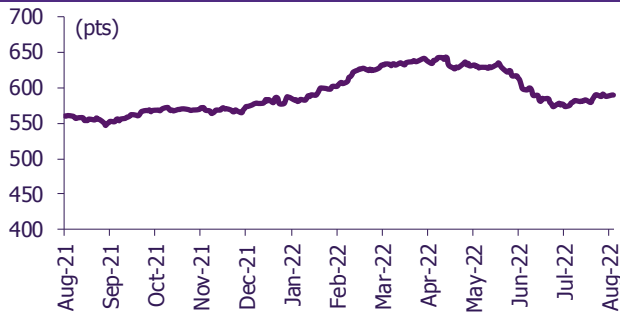
Commodities daily price update

	As of 23-Aug-22	-1W %	Avg. Price QTD in 3Q22	% QoQ	% YoY	Avg. Price in '21	% YoY	Avg. Price in '22	% YoY	Update
CRB Index	590.21	0.3	583.01	(7.4)	4.5	535.54	36.83	609.18	13.8	Daily
Energy Prices										
Crude Oil - Dubai (US\$/bbl)	96.57	1.4	102.39	(6.0)	43.5	68.86	63.18	102.81	49.3	Daily
Brent Crude (US\$/bbl)	99.69	6.2	104.04	(7.8)	42.5	70.52	66.54	105.74	49.9	Daily
West Texas Int. Cushing (US\$/bbl)	94.39	5.6	96.09	(11.7)	31.6	68.06	72.51	100.61	47.8	Daily
Crude Oil - Asia-Pacific Tapis Oil Spot (US\$/bbl)	110.79	0.6	113.51	(4.3)	55.5	71.82	61.89	111.93	55.8	Daily
Natural Gas Henry Hub (US\$/mmBTU)	9.25	5.1	7.73	2.5	129.9	3.12	29.88	6.44	106.6	Daily
Coal Price NEX (US\$/MT)	430.32	4.4	415.82	12.0	156.0	138.28	135.73	342.73	147.9	Friday
Oil Product Prices and Gross Refinery Margin										
Gas Oil 500 ppm Sulfur Singapore (US\$/bbl)	146.02	11.7	136.10	(8.2)	72.8	76.20	52.83	131.37	72.4	Daily
Gas Oil - Dubai (US\$/bbl)	49.45	39.4	33.71	(14.3)	353.6	7.34	(4.17)	28.55	288.8	Daily
Gasoline, 92 RON Spot (US\$/bbl)	105.29	3.8	109.85	(25.9)	36.7	76.66	75.97	120.62	57.4	Daily
Gasoline - Dubai (US\$/bbl)	8.72	39.5	7.46	(73.7)	(17.1)	7.80	472.22	17.81	128.4	Daily
Fuel Oil 180 Singapore Spot (US\$/bbl)	73.89	(5.7)	77.63	(47.6)	20.5	61.57	60.99	89.03	44.6	Daily
Fuel Oil - Dubai (US\$/bbl)	(22.68)	34.7	(24.76)	175.4	256.8	-7.29	84.36	(13.78)	89.1	Daily
Jet Kerosene - Spot Price (US\$/bbl)	141.53	11.8	131.02	(7.8)	74.2	73.98	60.45	126.65	71.2	Daily
Jet Kerosene - Dubai (US\$/bbl)	44.96	43.3	28.64	(13.8)	636.1	5.12	31.00	23.84	365.4	Daily
SG Dubai Hydrocracking Refinery Margin (US\$/bbl)	22.12	10.5	18.96	(33.7)	1,624.5	2.00	467.16	18.94	848.5	Daily
Olefins Product Prices and Spread										
Ethylene, FOB Japan Spot (US\$/MT)	790	0.0	866	(21.5)	(11.5)	1,010	39.56	1,076	6.6	Tuesday
Ethylene Spread (US\$/MT)	108	15.6	119	225.7	(60.7)	361	5.77	224	(37.8)	Daily
Propylene (Olefins), FOB Japan Spot (US\$/MT)	885	(1.1)	913	(16.2)	(5.8)	1,005	27.27	1,052	4.7	Tuesday
Propylene Spread (US\$/MT)	203	2.3	166	(20.1)	(43.4)	356	(12.55)	200	(43.8)	Daily
Naphtha - Singapore Spot FOB (US\$/MT)	682	(2.1)	747	(15.3)	10.4	649	69.72	852	31.3	Daily
Polyolefins Prices and Spread										
Polye HDPE SE Asia (US\$/MT)	1,030	(1.0)	1,133	5.7	(66.1)	1,179	33.19	1,271	7.8	Tuesday
HDPE-Naphtha Spread (US\$/MT)	348	1.3	385	213.2	(16.4)	530	5.43	419	(21.0)	Daily
Polye LDPE-Film, CFR SE Asia Spot (US\$/MT)	1,220	(0.8)	1,407	(15.7)	(21.9)	1,525	51.71	1,587	4.1	Tuesday
LDPE-Naphtha Spread (US\$/MT)	538	0.9	660	40.6	49.7	876	40.66	735	(16.1)	Daily
PP Film, Spot South East Asia (US\$/MT)	1,000	0.0	1,105	(16.8)	(10.4)	1,298	35.78	1,270	(2.2)	Tuesday
PP Spread (US\$/MT)	318	4.8	358	(19.8)	(35.7)	649	13.18	418	(35.6)	Daily
MEG Prices and Spread										
MEG, CFR South East Asia (US\$/MT)	505	(3.8)	539	(16.0)	(21.8)	679	(88.71)	636	(6.4)	Tuesday
MEG Spread (US\$/MT)	15	(56.8)	1	(101.8)	(98.2)	53	120.79	-31	n.m.	Tuesday
Aromatics Product Prices and Spread										
Paraxylene, FOB USG Spot (US\$/MT)	1,090	(5.2)	1,323	(13.1)	39.2	894	56.10	1,333	(47.7)	Tuesday
Paraxylene Spread (US\$/MT)	276	(20.5)	461	(23.9)	33.2	310	342.73	468	50.6	Tuesday
Paraxylene - 92 RON Spread (US\$/MT)	192	(32.5)	386	10.3	45.5	241	362.24	305	67.3	Daily
Toluene, FOB Korea Spot (US\$/MT)	955	4.9	995	(10.5)	31.0	728	111.96	998	(44.7)	Tuesday
Benzene, CFR Japan Spot (US\$/MT)	935	(5.6)	1,083	(13.6)	5.5	931	87.66	1,153	(56.8)	Tuesday
Benzene Spread (US\$/MT)	351	(11.7)	445	(7.2)	5.3	352	117.03	403	14.4	Daily
Benzene - 92 RON Spread (US\$/MT)	37	(70.4)	146	77.5	(57.3)	277	122.54	124	(55.2)	Daily
Condensate (US\$/MT)	814	1.4	862	(5.9)	42.6	584	61.01	866	48.3	Daily
PTA Prices and Spread										
PTA, CFR South East Asia (US\$/MT)	855	(2.8)	890	(9.7)	19.8	705	48.18	912	29.3	Tuesday
PTA Spread (US\$/MT)	125	13.9	4	(110.5)	(96.7)	106	15.15	19	(82.5)	Tuesday
PVC Prices and Spread										
PVC, CFR South East Asia (US\$/MT)	980	(4.9)	1,068	(23.2)	(20.0)	1,445	63.60	1,319	(8.7)	Tuesday
Ethylene Spread (US\$/MT)	872	(6.9)	949	(14.6)	(8.0)	1,084	99.99	1,095	1.0	Tuesday
Ethylene Dichloride CFR Far East Asia (US\$/MT)	335	(5.6)	469	(29.3)	(34.7)	734	140.72	689	(6.0)	Tuesday
Metal										
Gold (US\$/Troy Ounce)	1,748	(1.8)	1,753	(6.4)	(2.1)	1,799	1.56	1,848	2.7	Daily
LME Copper 3 Month Rolling Forward (US\$/MT)	8,105	1.6	7,733	(18.9)	(17.7)	9,293	49.95	9,293	0.0	Daily
Silver Future (US\$/Troy Ounce)	19	(6.2)	20	(14.5)	(20.5)	26	26.23	23	(11.1)	Daily
China Composite Steel Prices (CNY/MT)	4,404	(1.9)	4,441	(15.0)	(23.6)	5,473	35.91	5,043	(7.9)	Daily
Agriculture Prices										
Malaysian Crude Palm Oil Spot Price(MYR/MT)	4,215	(1.1)	4,112	(37.0)	(7.6)	4,443	59.82	5,832	31.3	Daily
SGX Ribbed Smoked Sheet 3 (RSS3) Futures (US\$/KG.)	159	0.3	175	(17.4)	(6.0)	209	18.21	203	(2.9)	Daily
Sugar #11 (US\$/LB)	18	(3.4)	18	(5.8)	4.3	16	29.55	19	14.8	Daily
Freight Rate										
Baltic Freight Index: BDIY	1,271	(9.5)	1,823	(27.6)	(51.2)	2,921	173.99	2,178	(25.4)	Daily
Baltic Supramax Index: BSI58	1,751	9.0	1,929	(26.6)	(38.2)	2,424	224.85	2,338	(3.6)	Daily

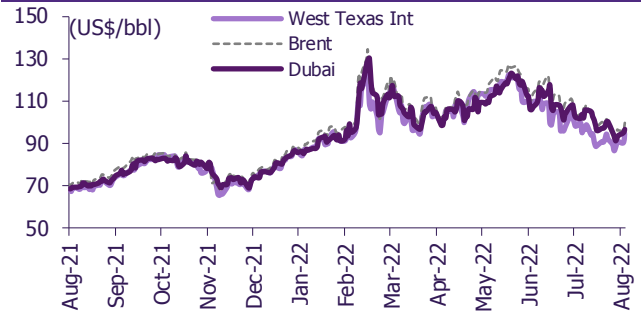
Source: Bloomberg Financial L.P., TQ Professional, BANPU, BOT, SCBS Investment Research

Commodities daily chart update

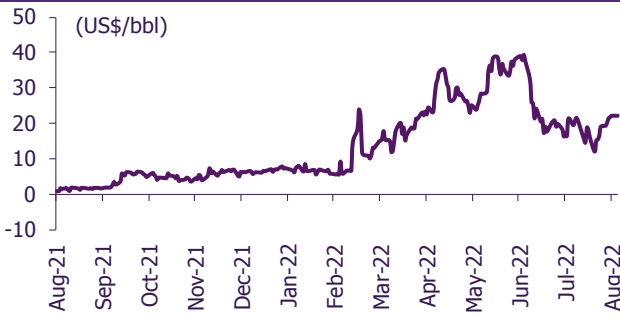
CRB US Spot All Commodities Price Index



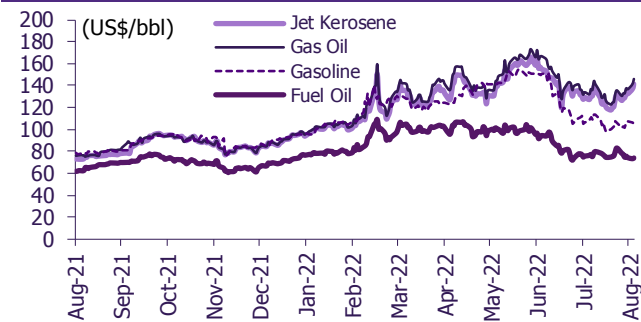
Crude prices



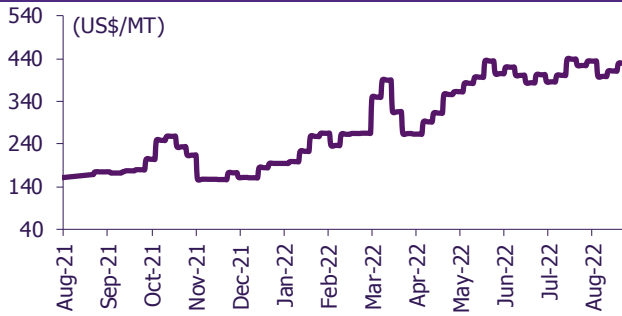
SG Dubai Hydrocracking Refinery Margin



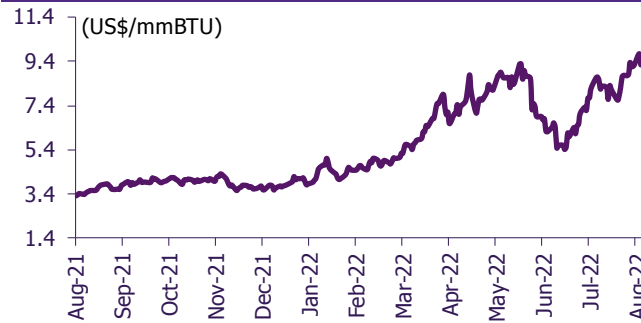
Oil product prices



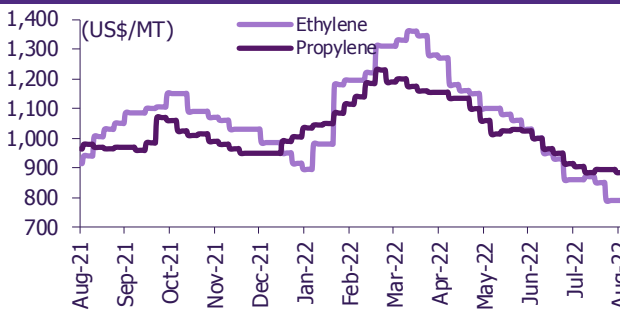
Coal price (NEX)



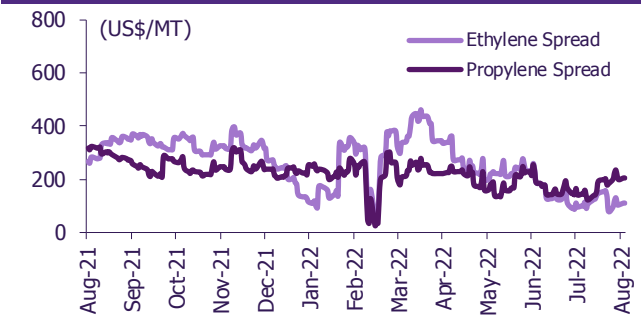
Natural gas prices (Henry hub)



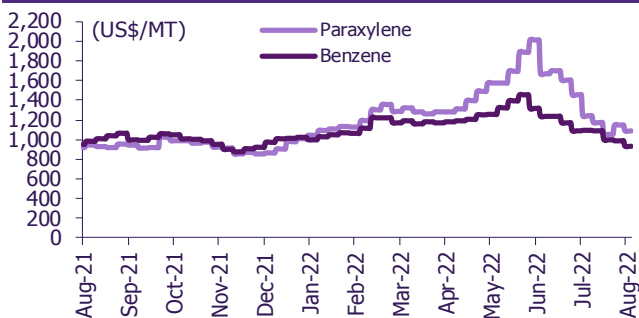
Olefins prices



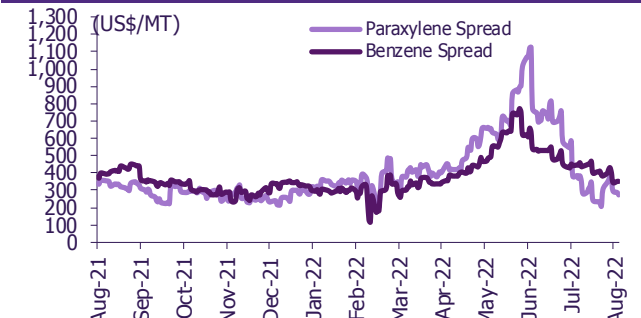
Olefins spreads



Aromatics prices

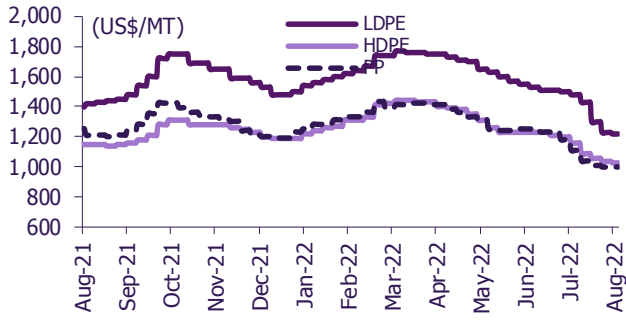


Aromatics spreads

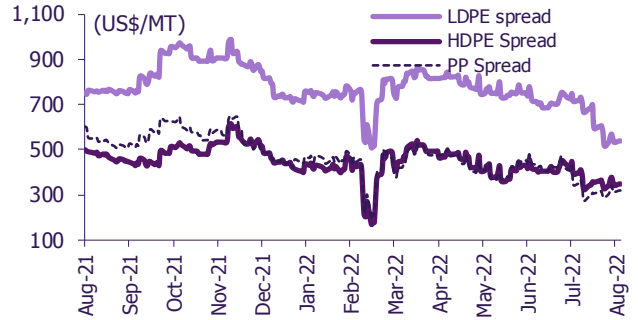


Commodities daily chart update

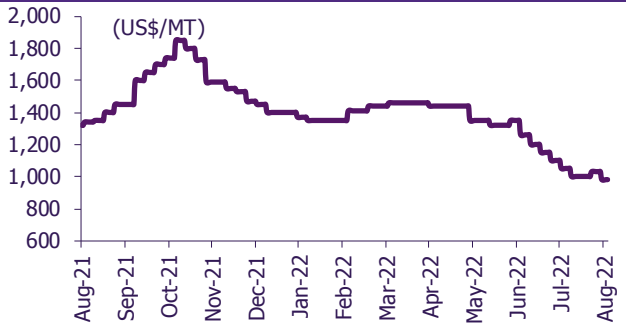
Polyolefins prices



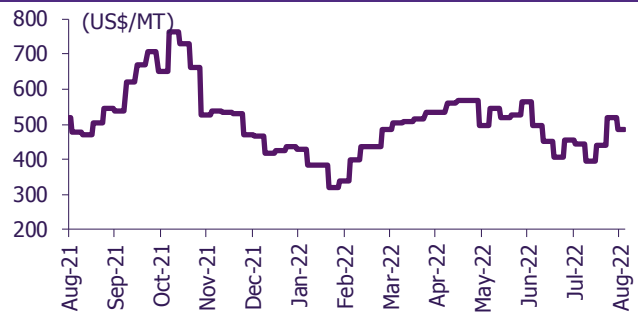
Polyolefins-Naphtha spreads



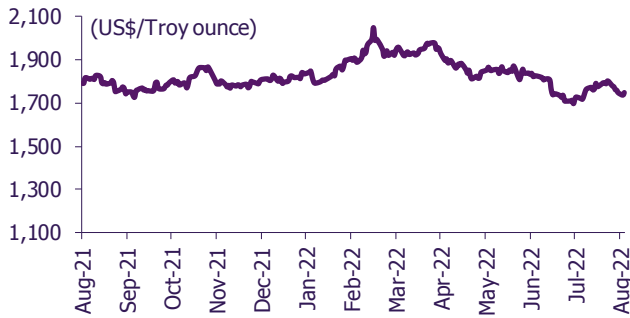
PVC price



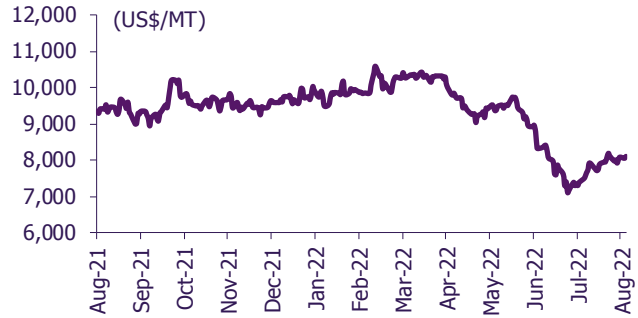
PVC spread



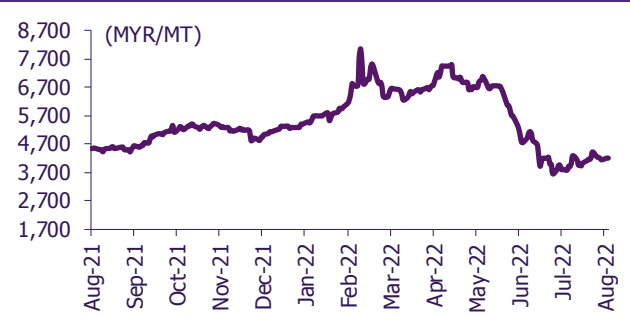
Gold price



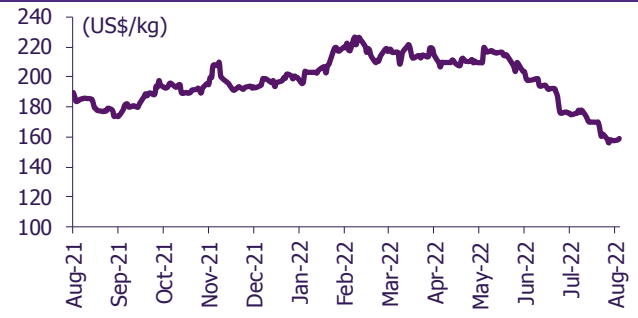
LME copper price



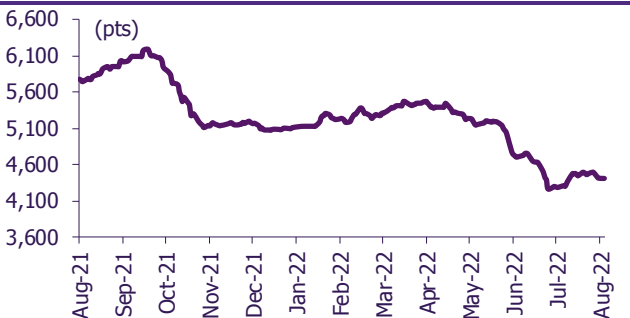
Malaysian crude palm oil price



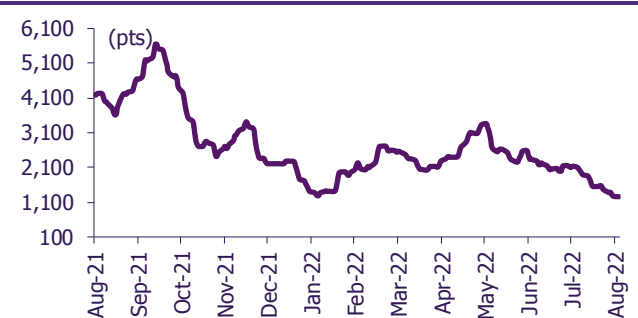
Rubber price (RSS3) futures



Steel price index



Baltic freight index



Source: Bloomberg Financial L.P., TQ Professional, BANPU, BOT, SCBS Investment Research

Short sales

	Volume (Shares)	Turnover (Bt)	Average price (Bt)	Last price 23-Aug-22	Gap between last close and short	Short sale volume comparing with main board
STA-R	4,508,200	94,087,490	20.87	21.10	(1.09)	31.06
SPALI-R	2,497,100	48,797,070	19.54	19.60	(0.30)	26.52
KBSPIF	48,800	566,080	11.60	11.70	(0.85)	25.16
AIT	476,100	3,184,690	6.69	6.70	(0.16)	23.28
INTUCH-R	779,400	58,480,400	75.03	75.75	(0.95)	20.23
SCC-R	618,800	222,950,200	360.29	361.00	(0.20)	19.92
BEM	4,654,600	40,979,895	8.80	8.85	(0.52)	19.53
KEX-R	624,100	13,224,520	21.19	21.20	(0.05)	19.16
STGT-R	3,846,000	57,337,020	14.91	14.80	0.73	17.45
GPSC-R	1,209,100	81,678,575	67.55	67.75	(0.29)	18.21
LOXLEY	48,700	111,036	2.28	2.26	0.88	18.08
EA-R	2,387,700	193,177,050	80.91	81.50	(0.73)	17.45
HMPRO-R	6,448,700	89,210,370	13.83	14.00	(1.19)	16.90
TTB	18,179,200	21,814,940	1.20	1.22	(1.64)	16.34
PTT	7,326,200	272,072,350	37.14	37.50	(0.97)	15.38
CHG-R	12,573,600	46,456,790	3.69	3.70	(0.14)	15.38
EPG	226,800	2,164,570	9.54	9.60	(0.58)	14.60
LH-R	9,059,500	80,331,115	8.87	9.00	(1.48)	14.50
THANI-R	2,010,000	8,456,350	4.21	4.24	(0.78)	14.18
DCC	2,509,900	6,832,278	2.72	2.72	0.08	13.74
CIMBT	301,700	247,394	0.82	0.82	0.00	13.67
BCPG-R	313,800	3,389,040	10.80	10.90	(0.92)	13.32
AIE	57,900	189,912	3.28	3.28	0.00	12.58
PSL-R	1,468,700	23,045,480	15.69	15.80	(0.69)	12.52
OR	2,003,500	53,229,900	26.57	26.50	0.26	12.49
BDMS	6,119,500	170,593,450	27.88	28.25	(1.32)	12.33
BTS-R	2,325,300	19,520,120	8.39	8.40	(0.06)	12.32
KBANK-R	2,417,800	369,498,250	152.82	155.00	(1.40)	12.13
SUPER	8,845,900	6,457,507	0.73	0.73	0.00	12.02
BCH-R	4,339,400	82,116,030	18.92	19.40	(2.46)	11.45
TISCO-R	468,600	43,160,400	92.10	92.50	(0.43)	11.20
BTS	2,096,900	17,597,245	8.39	8.40	(0.09)	11.11
KTC-R	418,600	24,292,550	58.03	58.75	(1.22)	10.75
CBG-R	827,100	87,895,300	106.27	107.00	(0.68)	10.64
OR-R	1,700,600	45,065,825	26.50	26.50	0.00	10.60
BGRIM-R	723,000	26,383,675	36.49	36.50	(0.02)	10.53
KSL-R	350,600	1,236,530	3.53	3.54	(0.37)	10.52
STGT	2,092,100	31,347,400	14.98	14.80	1.24	10.42
KCE-R	1,112,100	61,376,075	55.19	55.75	(1.01)	10.42
JAS-R	3,355,900	8,690,326	2.59	2.64	(1.91)	10.35
IRPC	5,377,800	18,794,850	3.49	3.52	(0.71)	10.24
CK-R	725,700	14,980,740	20.64	20.70	(0.27)	10.21
AWC-R	6,612,100	36,485,695	5.52	5.60	(1.46)	10.18
AMATA-R	1,683,000	33,299,820	19.79	20.00	(1.07)	10.13
TU-R	1,232,800	21,332,000	17.30	17.30	0.02	10.04
SAT-R	100,700	1,786,690	17.74	17.70	0.24	9.94
TOP-R	1,987,300	117,170,275	58.96	59.50	(0.91)	9.87
SUPER-R	7,188,300	5,247,459	0.73	0.73	0.00	9.77
CPN-R	801,800	52,439,475	65.40	66.50	(1.65)	9.62
GULF-R	915,200	45,168,525	49.35	49.50	(0.30)	9.62
SKY	5,700	59,850	10.50	10.60	(0.94)	9.44
VGI-R	2,679,100	11,521,386	4.30	4.34	(0.91)	9.38
BEC-R	393,500	5,282,080	13.42	13.60	(1.30)	9.30
AP	1,257,900	12,794,820	10.17	10.20	(0.28)	9.23
HANA-R	416,600	18,396,375	44.16	44.75	(1.32)	9.18
AOT-R	1,747,600	124,599,275	71.30	71.50	(0.28)	9.10
CPF-R	1,367,200	35,547,200	26.00	26.00	0.00	9.08
PSH-R	197,900	2,572,700	13.00	13.00	0.00	9.00
BJC-R	248,300	8,332,975	33.56	33.50	0.18	8.98
SAWAD-R	738,400	36,311,650	49.18	50.00	(1.65)	8.89
WHAUP-R	194,300	747,804	3.85	3.86	(0.29)	8.82
PTTGC-R	961,300	45,002,850	46.81	47.25	(0.92)	8.81
IVL-R	1,510,500	66,515,400	44.04	44.00	0.08	8.67
SENA	191,000	785,698	4.11	4.10	0.33	8.64
ORI-R	471,600	4,856,600	10.30	10.40	(0.98)	8.52
THG-R	982,600	66,697,900	67.88	67.50	0.56	8.49
CKP	983,200	5,018,415	5.10	5.20	(1.84)	8.43
GLOBAL-R	887,700	17,272,990	19.46	19.60	(0.72)	8.39
BBL-R	924,100	124,866,600	135.12	136.50	(1.01)	8.36
PTTGC	906,700	42,374,350	46.73	47.25	(1.09)	8.31
MTC-R	1,381,900	59,550,225	43.09	43.50	(0.94)	8.20
MINT-R	1,454,500	47,779,550	32.85	33.25	(1.20)	8.11
EPG-R	124,700	1,193,735	9.57	9.60	(0.28)	8.03
CRC-R	1,062,000	41,895,700	39.45	39.75	(0.76)	8.01
COM7-R	1,252,400	41,965,975	33.51	33.75	(0.72)	7.95
TRUE-R	10,074,600	47,834,722	4.75	4.74	0.17	7.83
LH	4,889,600	43,632,875	8.92	9.00	(0.85)	7.83
GULF	743,300	36,672,050	49.34	49.50	(0.33)	7.81
SCGP-R	664,700	37,456,150	56.35	57.00	(1.14)	7.76
DCC-R	1,395,200	3,795,110	2.72	2.72	0.00	7.64
CPF	1,147,900	29,845,400	26.00	26.00	0.00	7.62
RATCH	699,900	29,646,975	42.36	42.75	(0.91)	7.56
GUNKUL	965,500	4,875,775	5.05	5.10	(0.98)	7.56
DDD	5,700	77,900	13.67	13.70	(0.24)	7.47
ADVANC-R	656,100	126,911,300	193.43	193.50	(0.03)	7.44
OSP-R	920,800	29,060,550	31.56	31.75	(0.60)	7.39
TCAP	187,500	7,451,575	39.74	40.00	(0.65)	7.31
HMPRO	2,784,900	38,373,980	13.78	14.00	(1.58)	7.30
AWC	4,668,800	25,613,290	5.49	5.60	(2.03)	7.19
SCC	223,000	80,409,400	360.58	361.00	(0.12)	7.18

	Volume (Shares)	Turnover (Bt)	Average price (Bt)	Last price 23-Aug-22	Gap between last close and short	Short sale volume comparing with main board
ITD-R	873,100	1,643,838	1.88	1.92	(1.94)	7.17
BAM	1,053,900	19,198,930	18.22	18.50	(1.53)	7.13
CPN	587,400	38,214,050	65.06	66.50	(2.17)	7.05
BEM-R	1,673,500	14,754,290	8.82	8.85	(0.38)	7.02
TTA-R	691,900	5,743,075	8.30	8.35	(0.59)	6.97
AOT	1,298,900	92,554,025	71.26	71.50	(0.34)	6.77
CPALL	1,263,400	76,806,900	60.79	61.50	(1.15)	6.73
EGCO-R	123,800	22,499,550	181.74	182.50	(0.42)	6.72
IRPC-R	3,499,600	12,179,240	3.48	3.52	(1.13)	6.66
DOHOME	793,900	12,970,100	16.34	16.70	(2.17)	6.66
DOHOME-R	792,700	12,964,320	16.35	16.70	(2.07)	6.65
EGATIF	53,600	379,165	7.07	7.10	(0.37)	6.60
KKP-R	357,600	24,595,975	68.78	69.25	(0.68)	6.53
TASCO	148,200	2,460,120	16.60	16.60	0.00	6.50
TU	785,800	13,617,700	17.33	17.30	0.17	6.40
BAM-R	945,700	17,353,600	18.35	18.50	(0.81)	6.40
JMT-R	514,200	38,144,725	74.18	75.25	(1.42)	6.37
BPP	89,900	1,373,430	15.28	15.50	(1.44)	6.33
GPSC	417,700	28,111,625	67.30	67.75	(0.66)	6.29
SNC-R	40,300	685,510	17.01	17.00	0.06	6.18
BCPG	141,300	1,526,040	10.80	10.90	(0.92)	6.00
BANPU	22,708,700	325,774,590	14.35	14.50	(1.06)	5.93
RCL-R	526,000	17,632,375	33.52	33.75	(0.68)	5.88
STEC-R	611,400	7,230,530	11.83	12.10	(2.26)	5.85
GLOBAL	617,800	12,029,760	19.47	19.60	(0.65)	5.84
ORI	322,600	3,331,100	10.33	10.40	(0.71)	5.83
GFPT	461,500	7,141,250	15.47	15.80	(2.06)	5.68
ADVANC	497,800	96,282,800	193.42	193.50	(0.04)	5.65
KEX	182,500	3,869,480	21.20	21.20	0.01	5.60
UNIQ	11,300	54,692	4.84	4.86	(0.41)	5.54
EASTW-R	25,000	160,000	6.40	6.50	(1.54)	5.46
DELTA-R	181,000	101,525,000	560.91	580.00	(3.29)	5.45
PTTEP	1,195,000	191,482,750	160.24	161.00	(0.47)	5.41
CENTEL-R	211,000	9,158,475	43.41	43.75	(0.79)	5.36
QH-R	1,678,400	3,689,600	2.20	2.18	0.84	5.36
STEC	553,800	6,600,940	11.92	12.10	(1.49)	5.30
STANLY-R	1,400	238,000	170.00	170.50	(0.29)	5.28
BCP	382,600	12,909,650	33.74	34.00	(0.76)	5.25
ASP-R	326,500	1,023,688	3.14	3.12	0.49	5.05
GUNKUL-R	641,900	3,241,595	5.05	5.10	(0.98)	5.03
SINGER-R	196,700	8,807,550	44.78	45.50	(1.59)	5.02
DTAC-R	401,000	17,872,725	44.57	45.00	(0.95)	4.97
WHA-R	9,386,500	31,721,806	3.38	3.40	(0.60)	4.96
CRC	653,700	25,775,950	39.43	39.75	(0.80)	4.93
WHAUP	108,100	416,340	3.85	3.86	(0.22)	4.91
MEGA-R	90,000	4,419,275	49.10	49.25	(0.30)	4.87
AMATA	799,900	15,693,710	19.62	20.00	(1.90)	4.81
ITD	585,600	1,098,284	1.88	1.92	(2.32)	4.81
TIDLOR-R	385,100	11,558,350	30.01	30.00	0.05	4.78
AMATAV	10,000	77,000	7.70	7.70	0.00	4.77
BGRIM	324,800	11,800,625	36.33	36.50	(0.46)	4.73
VIBHA	1,044,000	2,701,752	2.59	2.58	0.31	4.72
KKP	256,800	17,579,700	68.46	69.25	(1.15)	4.69
TOA	32,500	952,325	29.30	29.25	0.18	4.65
BANPU-R	17,682,100	254,595,860	14.40	14.50	(0.70)	4.62
BCH	1,743,800	33,166,850	19.02	19.40	(1.96)	4.60
EASTW	21,000	135,450	6.45	6.50	(0.77)	4.59
ASIAN	122,300	2,037,070	16.66	16.70	(0.26)	4.58
PLANB-R	398,400	2,573,215	6.46	6.45	0.14	4.56
TWPC	10,800	57,780	5.35	5.35	0.00	4.52
SCB-R	695,900	71,369,200	102.56	104.50	(1.86)	4.49
TVO	49,100	1,571,200	32.00	32.00	0.00	4.47
SPCG-R	23,600	377,600	16.00	15.90	0.63	4.43
TTB-R	4,890,200	5,868,240	1.20	1.22	(1.64)	4.40
SUC	2,100	60,900	29.00	29.50	(1.69)	4.38
SAWAD	359,700	17,703,025	49.22	50.00	(1.57)	4.33
MICRO	27,400	135,580	4.95	4.98	(0.64)	4.26
SCGP	360,100	20,242,200	56.21	57.00	(1.38)	4.20
EA	574,700	46,828,225	81.48	81.50	(0.02)	4.20
NYT	17,100	61,902	3.62	3.66	(1.09)	4.18
UNIQ-R	8,500	41,122	4.84	4.86	(0.46)	4.17
BBL	456,600	61,354,400	134.37	136.50	(1.56)	4.13
RATCH-R	381,800	16,170,075	42.35	42.75	(0.93)	4.13
PLANB	358,900	2,321,660	6.47	6.45	0.29	4.11
BLA-R	512,500	18,384,000	35.87	36.25	(1.04)	4.10
SIRI	2,798,800	3,118,568	1.11	1.12	(0.51)	4.09
NOBLE-R	49,400	240,832	4.88	4.88	(0.10)	4.04
LALIN	10,800	98,820	9.15	9.20	(0.54)	4.03
TISCO	168,200	15,434,475	91.76	92.50	(0.80)	4.02
KTB	1,499,600	24,303,520	16.21	16.50	(1.78)	4.01
PTTEP-R	881,200	140,917,700	159.92	161.00	(0.67)	3.99
IVL	662,800	29,085,750	43.88	44.00	(0.27)	3.80
THANI	535,800	2,257,926	4.21	4.24	(0.61)	3.78

Source: SET, SCBS Investment Research

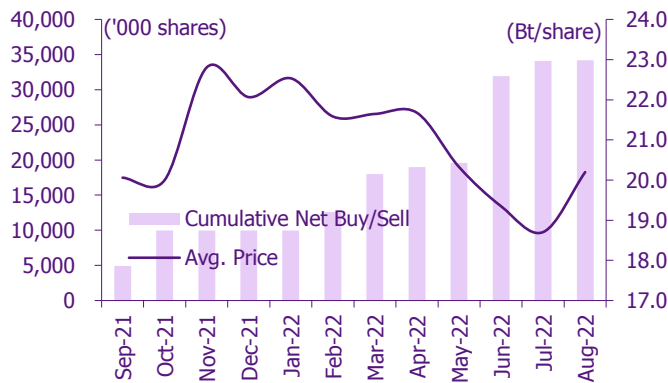
Director trade

1. Director trade as reported on August 23, 2022.

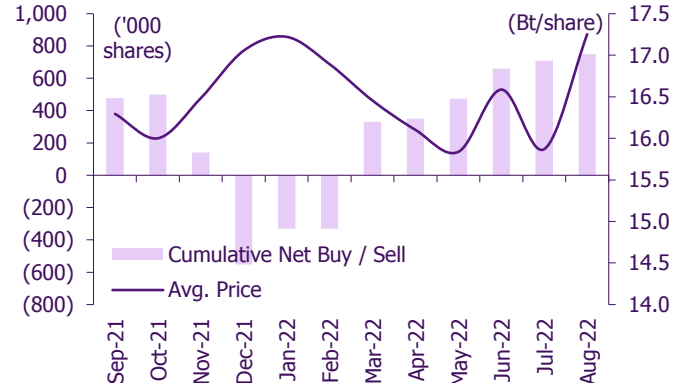
Company	Name of Director	Product	Transaction date	Amount (Shares)	Average Price (Bt)	Amount (Bt)	Buy/Sell
AS	Police Colonel YANAPHON YOUNGYUEN	Common Share	16-08-22	30,000	17.40	522,000	Sale
DOHOME	Mr. CHAYANON HORPATTAPORN	Common Share	19-08-22	100,000	16.20	1,620,000	Sale
DOHOME	Mr. CHAYANON HORPATTAPORN	Common Share	19-08-22	50,000	16.30	815,000	Sale
DOHOME	Mr. CHAYANON HORPATTAPORN	Common Share	22-08-22	20,000	16.30	326,000	Sale
DOHOME	Mr. CHAYANON HORPATTAPORN	Common Share	23-08-22	30,000	16.50	495,000	Sale
ECL	Mr. DANUCHA VERAPONG	Warrant	15-08-22	1,833,300	0.46	843,318	Sale
ECL	Mr. DANUCHA VERAPONG	Warrant	16-08-22	500,000	0.40	200,000	Sale
EKH	Mr. SUTHIPONG TANGSAJJAPOJ	Common Share	22-08-22	25,000	7.45	186,250	Purchase
LEO	Miss SRIPRI EAKWICHIT	Convertible Debenture	22-08-22	1,500	1,000.00	1,500,000	Transfer
LPH	Mr. UNGOON CAHNTANAVANICH	Common Share	19-08-22	8,100	5.96	48,276	Purchase
LPH	Mr. UNGOON CAHNTANAVANICH	Common Share	22-08-22	50,000	5.91	295,500	Purchase
MACO	Mr. KRINGKRAI SRIKAM	Common Share	23-08-22	10,000	0.53	5,300	Sale
MBAX	Mr. SONGKIAT VICHAYAVETANG	Common Share	22-08-22	6,000	6.20	37,200	Purchase
PG	Mr. PIRANART CHOKWATANA	Common Share	22-08-22	9,000	7.22	64,980	Purchase
SICT	Mr. KARN OPASJUMRUSKIT	Common Share	17-08-22	200,000	8.09	1,618,000	Sale
SICT	Mr. KARN OPASJUMRUSKIT	Common Share	17-08-22	20,000	7.95	159,000	Sale
SICT	Mr. KARN OPASJUMRUSKIT	Common Share	18-08-22	50,000	8.10	405,000	Sale
SISB	Miss WILAWAN KAEWKANOKVIJIT	Common Share	17-08-22	307,800	13.85	4,263,030	Sale
SISB	Miss WILAWAN KAEWKANOKVIJIT	Common Share	18-08-22	350,000	14.03	4,910,500	Sale
SISB	Miss WILAWAN KAEWKANOKVIJIT	Common Share	19-08-22	842,200	14.33	12,068,726	Sale
SISB	Miss WILAWAN KAEWKANOKVIJIT	Common Share	22-08-22	450,000	14.62	6,579,000	Sale
SLP	Mr. SATHIT TATAWATORN	Common Share	17-08-22	140,000	0.76	106,400	Sale
SMD	Mr. TAVEESAK BOONPRASIT	Common Share	22-08-22	800,000	10.57	8,456,000	Sale
SPALI	Mr. PRATEEP TANGMATITHAM	Common Share	19-08-22	98,700	20.20	1,993,740	Purchase
SPALI	Mrs. AJCHARA TANGMATITHAM	Common Share	19-08-22	98,700	20.20	1,993,740	Purchase
STP	Mr. SURASAK ROJWONGCHARAS	Common Share	22-08-22	15,200	14.70	223,440	Purchase
STP	Mr. SURASAK ROJWONGCHARAS	Common Share	22-08-22	60,000	14.60	876,000	Purchase
TCMC	Mr. PIMOL SRIVIKORN	Common Share	22-08-22	350,500	1.79	627,395	Purchase
TPLAS	Miss ORANUTH CHAIPRASAT	Common Share	22-08-22	3,000	3.34	10,020	Sale
UTP	Mr. MONGKOL MANGKORNKANOK	Common Share	22-08-22	40,000	17.25	690,000	Purchase
UVAN	Mr. PALAT TITTINUNCHANON	Common Share	23-08-22	10,000	7.55	75,500	Purchase
WHAIR	Mr. KRAILUCK ASAWACHATROJ	Units	22-08-22	30,000	7.60	228,000	Purchase
				Total	Purchase	7,340,021	
					Sale	43,402,294	
					Net	(36,062,273)	

2. 12-month cumulative net buy/sell for SCBS-covered stocks with activity as of last close

SPALI



UTP



Corporate calendar

August				
Monday	Tuesday	Wednesday	Thursday	Friday
22	23	24	25	26
XD ADD Bt0.11 BBGI Bt0.05 BGC Bt0.1 DCC Bt0.035 GGC Bt0.25 ILM Bt0.2 KCE Bt1 KIAT Bt0.01 MAKRO Bt0.18 PIMO Bt0.02 RJH Bt2 SCM Bt0.15 SPRIME Bt0.1493 SWC Bt0.125 SYNEX Bt0.18 TKS Bt0.12 TNP Bt0.035 TU Bt0.4 VCOM Bt0.12 PD BLAND Bt0.03 KYE Bt8.55 TMW Bt0.9 TTT Bt0.5 Share listing 7UP 26,663 Shares IRCP 20,966,225 Shares MBK 2,820,775 Shares PRG 16,700,740 Shares TNDT 8,960,573 Shares UREKA 7,077,140 Shares	XD ALLY Bt0.165 BLA Bt0.32 B-WORK Bt0.1771 GPI Bt0.05 KTBSTMR Bt0.1779 LPH Bt0.1 M Bt0.5 NER Bt0.07 ONEE Bt0.12 PCSGH Bt0.15 SMPK Bt0.6 SO Bt0.15 SPALI Bt0.7 STA Bt0.85 STA Bt0.15 STGT Bt0.5 TEAM Bt0.05 TQR Bt0.14 XW JP 2 : 1 PD BTS Bt0.16	XD AI Bt0.25 AIMCG Bt0.09 AIMIRT Bt0.2225 ARROW Bt0.1 AS Bt0.3 ASP Bt0.07 AUCT Bt0.15 BIS Bt0.06 BJC Bt0.15 BKI Bt3.5 BOFFICE Bt0.174 CCET Bt0.02 CHG Bt0.085 CSS Bt0.04 D Bt0.03 DMT Bt0.1 FSMART Bt0.2 HPT Bt0.018 III Bt0.15 IMPACT Bt0.1 INTUICH Bt1.76 JMART Bt0.45 JMT Bt0.49 KCC Bt0.0379 MBAX Bt0.12 MEGA Bt0.75 MGT Bt0.03 NSL Bt0.25 OSP Bt0.45 PHOL Bt0.08 PSH Bt0.31 QH Bt0.04 SABINA Bt0.61 SAT Bt0.38 SC Bt0.08 SGP Bt0.2 SINGER Bt0.3 SKR Bt0.08 SPRC Bt0.96 SSP Bt0.2 TKC Bt0.2 TKN Bt0.09 TMT Bt0.15 TOG Bt0.17 UVAN Bt0.3 WORK Bt0.2 XW MBAX 3 : 1 PD BMSCITH Bt0.3 SCGP Bt0.25 Share listing MINT 17,559,199 Shares UREKA 3,561,253 Shares	XD AIT Bt0.15 AJ Bt0.38 AMATA Bt0.2 AMATAR Bt0.16 BGRIM Bt0.03 BH Bt1.15 BH-P Bt1.15 DREIT Bt0.175 EASON Bt0.04 ECL Bt0.05 GC Bt0.2 KAMART Bt0.05 LH Bt0.25 PM Bt0.15 PT Bt0.2 RPH Bt0.2 SAMTEL Bt0.06 SENA Bt0.12692 SNP Bt0.1 SUPEREIF Bt0.09094 TACC Bt0.17 THANA Bt0.05 UEC Bt0.06 WINNER Bt0.06 XW ASW 1 : 300 PD BCT Bt1.65 PTL Bt0.34	XD APURE Bt0.05 BKKCP Bt0.16 BLESS Bt0.05 BROOK Bt0.005 CBG Bt0.75 CK Bt0.15 CPTGF Bt0.15 EGATIF Bt0.0274 FORTH Bt0.15 GVREIT Bt0.201 JUBILE Bt0.38 KBSPIF Bt0.226 LEO Bt0.2 MIFP Bt0.44 ORI Bt0.15 PDG Bt0.08 PROSPECT Bt0.2285 PSL Bt0.5 SMIT Bt0.14 STP Bt0.2 TEKA Bt0.07 TFFIF Bt0.092 TFG Bt0.1 TNITY Bt0.175 TNR Bt0.2 TQM Bt0.7 TTLPF Bt0.41 TVO Bt0.2 TVO 10 : 1 XD(ST) UTP Bt0.43 PD PTTEP Bt4.25 RAM Bt0.25 SCC Bt6
29 XD AH Bt0.58 CEYE Bt0.15 FPI Bt0.08 FUTUREPF Bt0.28 HUMAN Bt0.06 KISS Bt0.06 LALIN Bt0.305 SIRI Bt0.04 SMD Bt0.25 SPCG Bt0.25 TIF1 Bt0.125 TLHPF Bt0.1 TOA Bt0.25 XO Bt0.188 PD INETREIT Bt0.228	30 XD BCPG Bt0.2 CPF Bt0.4 HTECH Bt0.1 IVL Bt0.4 KCAR Bt0.19 SSTRT Bt0.2 PD 1DIV Bt0.2	31 XD BCH Bt0.4 BCP Bt1.25 PD TFM Bt0.05		

XD - Cash Dividend
 XD(ST) - Stock Dividend

PD - Payment Date
 XR - Rights for Common

XW - Rights for Warrant
 XT - Rights for Transferable Subscription Right

XE - Warrant Exercise
 CW - Capital write-down

SP - Suspension

Disclaimer

The information in this report has been obtained from sources believed to be reliable. However, its accuracy or completeness is not guaranteed. Any opinions expressed herein reflect our judgment at this date and are subject to change without notice. This report is for information only. It is not to be construed as an offer, or solicitation of an offer to sell or buy any securities. We accept no liability for any loss arising from the use of this document. We or our associates may have an interest in the companies mentioned therein.

SCB Securities Company Limited ("SCBS") is a wholly-owned subsidiary of The Siam Commercial Bank Public Company Limited ("SCB"). Any information related to SCB is for sector comparison purposes.

This document is prepared by SCB Securities Company Limited ("SCBS") which is wholly-owned by the Siam Commercial Bank Public Company Limited ("SCB"). SCB acts as financial advisor of the SCG Chemicals Public Company Limited (SCGC). Any opinions, news, research, analyses, prices, statements, forecasts, projections and/or other information contained in this document (the "Information") is provided as general information purposes only and shall not be construed as individualized recommendation of an offer to buy or sell or the solicitation of an offer to buy or sell any securities. SCBS and/or its directors, officers and employees shall not be liable for any direct, indirect, incidental, special or consequential loss or damage, resulting from the use of or reliance on the Information, including without limitation to, damages for loss of profits. The investors shall use the Information in association with other information and opinion, including their own judgment in making investment decision. The Information is obtained from sources believed to be reliable, and SCBS cannot guarantee the accuracy, completeness and/or correctness of the Information.

This document is prepared by SCB Securities Company Limited ("SCBS") which is wholly-owned by The Siam Commercial Bank Public Company Limited ("SCB"). SCB may be appointed to act as financial advisor in relation to transactions to be carried out by Thai Oil Company Limited. Any opinions, news, research, analyses, prices, statements, forecasts, projections and/or other information contained in this document (the "Information") is provided as general information purposes only and shall not be construed as individualized recommendation of an offer to buy or sell or the solicitation of an offer to buy or sell any securities. SCBS and/or its directors, officers and employees shall not be liable for any direct, indirect, incidental, special or consequential loss or damage, resulting from the use of or reliance on the Information, including without limitation to, damages for loss of profits. The investors shall use the Information in association with other information and opinion, including their own judgment in making investment decision. The Information is obtained from sources believed to be reliable, and SCBS cannot guarantee the accuracy, completeness and/or correctness of the Information.

This document is prepared by SCB Securities Company Limited ("SCBS") which is wholly-owned by The Siam Commercial Bank Public Company Limited ("SCB"). SCB has acted as Financial Advisor, Lead Arranger of Global Power Synergy Public Company Limited. Any opinions, news, research, analyses, prices, statements, forecasts, projections and/or other information contained in this document (the "Information") is provided as general information purposes only, and shall not be construed as individualized recommendation of an offer to buy or sell or the solicitation of an offer to buy or sell any securities. SCBS and/or its directors, officers and employees shall not be liable for any direct, indirect, incidental, special or consequential loss or damage, resulting from the use of or reliance on the Information, including without limitation to, damages for loss of profits. The investors shall use the Information in association with other information and opinion, including their own judgment in making investment decision. The Information is obtained from sources believed to be reliable, and SCBS cannot guarantee the accuracy, completeness and/or correctness of the Information.

This document is prepared by SCB Securities Company Limited ("SCBS") which is wholly-owned by The Siam Commercial Bank Public Company Limited ("SCB"). SCB Asset Management Company Limited ("SCBAM") which is wholly-owned by The Siam Commercial Bank Public Company Limited ("SCB"). SCB has acted as Financial Advisor of Digital Telecommunications Infrastructure Fund. SCBAM has acted as Fund Manager of Digital Telecommunications Infrastructure Fund. Any opinions, news, research, analyses, prices, statements, forecasts, projections and/or other information contained in this document (the "Information") is provided as general information purposes only, and shall not be construed as individualized recommendation of an offer to buy or sell or the solicitation of an offer to buy or sell any securities. SCBS and/or its directors, officers and employees shall not be liable for any direct, indirect, incidental, special or consequential loss or damage, resulting from the use of or reliance on the Information, including without limitation to, damages for loss of profits. The investors shall use the Information in association with other information and opinion, including their own judgment in making investment decision. The Information is obtained from sources believed to be reliable, and SCBS cannot guarantee the accuracy, completeness and/or correctness of the Information.

SCBS reserves the right to modify the Information from time to time without notice and in its sole discretion. This document is delivered to intended recipient(s) only and is not permitted to reproduce, retransmit, disseminate, sell, distribute, republish, circulate or commercially exploit the Information in any manner without the prior written consent of SCBS.

Futures and Options trading carry a high level of risk with the potential for substantial losses, and are not suitable for all persons. Before deciding to trade Futures and Options, you should carefully consider your financial position, investment objectives, level of experience, and risk appetite if Futures and Options trading are appropriate. The possibility exists that you could sustain a loss of some or all of your initial investment. You should be aware of all the risks associated with Futures and Options trading, and you are advised to rely on your own judgment while making investment decision and/or should seek advice from professional investment advisor if you have any doubts.

This document is delivered to intended recipient(s) only and is not permitted to reproduce, retransmit, disseminate, sell, distribute, republish, circulate or commercially exploit the Information in any manner without the prior written consent of SCBS.

Copyright©2012 SCB Securities Company Limited. All rights reserved.

CG Rating 2021 Companies with CG Rating

Companies with Excellent CG Scoring

AAV, ADVANC, AF, AH, AIRA, AKP, AKR, ALT, AMA, AMATA, AMATAV, ANAN, AOT, AP, ARIP, ARROW, ASP, AUCTION, AWC, AYUD, BAFS, BANPU, BAY, BBL, BCP, BCPG, BDMS, BEM, BGD, BGRIM, BIZ, BKH, BOL, BPP, BRR, BTS, BTW, BWG, CENTEL, CFRESH, CHEWA, CHO, CIMBT, CK, CKP, CM, CNT, COM7, COMAN, COTTO, CPALL, CPF, CPI, CPN, CRC, CSS, DDD, DELTA, DEMCO, DRT, DTAC, DUSIT, EA, EASTW, ECF, ECL, EE, EGCO, EPG, ETC, FPI, FPT, FSMART, GBX, GC, GCAP, GFPT, GGC*, GLAND, GLOBAL, GPI, GPSC, GRAMMY, GULF, GUNKUL, HANA, HARN, HMPRO, ICC, ICHI, III, ILINK, ILM, INTUCH, IP, IRPC, ITEL, IVL, JSP, JWD, K, KBANK, KCE, KKP, KSL, KTB, KTC, LALIN, LANNA, LH, LHFG, LIT, LPN, MACO, MAJOR, MAKRO, MALEE, MBK, MBKET, MC, MCOT, METCO, MFEC, MINT, MONO, MOONG, MSC, MTC, MVP, NCL, NEP, NER, NHI, NOBLE, NSI, NVD, NWR, NYT, OISHI, OR, ORI, OSP, OTO, PATO, PAP, PCSGH, PDG, PDJ, PG, PHOL*, PLANB, PLANET, PLAT, PORT, PPS, PR9, PREB, PRG, PRM, PROUD, PSH, PSL, PTG, PTT, PTTEP, PTTGC, PYLON, Q-CON, QH, QTC, RATCH, RS, S, S & J, SAAM, SABINA, SAMART, SAMTEL, SAT, SC, SCB, SCC, SCCC, SCG, SCGP, SCM, SDC, SEAFCO, SEAOL, SE-ED, SELIC, SENA, SHR, SIRI, SIS, SITHAI, SMK, SMP, SNC, SONIC, SPALI, SPI, SPRC, SPVI, SSSC, SST, STA, STEC*, STI, SUN, SUSCO, SUTHA, SVI*, SYMC, SYNTEC, TACC, TASC, TCAP, TEAMG, TFMAMA, TGH, THANA, THANI, THCOM, THG, THIP, THRE, THREL, TIP*, TIPCO, TISCO, TK, TKT, TMT, TNDT, TNITY, TOA, TOP, TPBI, TQM, TRC, TRU, TRUE, TSC, TSR, TSTE, TSTH, TTA, TTB, TTCL, TTW, TU, TVD, TVI, TVO, TWPC, U, UAC, UBIS, UV, VGI, VIH, WACOAL, WAVE, WHA, WHAUP, WICE, WINNER, ZEN

Companies with Very Good CG Scoring

2S, 7UP, ABICO, ABM, ACE, ACG, ADB, AEONTS, AGE, AHC, AIT, ALL, ALLA, ALUCON, AMANAH, AMARIN, APCO, APCS, APURE, AQUA, ASEFA, ASIAN, ASK, ATP30, BA, BC, BEC, BFIT, BJCHI, BR, CBG, CGH, CHAYO, CHOTI, CI, CMC, CPL, CRD, CSP, DCC, ASAP, ASIA, ASIMAR, ASN, B, BAM, BCH, BEYOND, BJC, BLA, BROOK, CEN, CHARAN, CHG, CHOW, CIG, COLOR, CPW, CSC, CWT, DCON, DHOUSE, DOD, DOHOME, DV8, EASON, EFORL, ERW, ESSO, ESTAR, ETE, FE, FLOYD, FN, FNS, FORTH, FSS, FTE, FVC, GEL, GENCO, GJS, GYT, HMT, HPT, HTC, HYDRO, ICN, IFS, IMH, IND, INET, INSURE, IRC, IRPC, IT, ITD*, J, JAS, JCK, JCKH, JMART, JMT, KBS, KCAR, KEX, KGI, KIAT*, KISS, KOOL, KTIS, KUMWEL, KUN, KWC, KWM, L&E, LDC, LEO, LHK, LOXLEY, LRH, LST, M, MATCH, MBAX, MEGA, META, MFC*, MGT, MICRO, MILL, MITSIB, MK, MODERN, MTI, NBC, NCAP, NCH, NETBAY, NEX, NINE, NRF, NTV, OCC, OGC, PATO, PB, PICO, PIMO, PJW, PL, PM, PMTA, PPP, PPPM, PRIME, PRIN, PRINC, PSTC, PT, QLT, RBF, RCL, RICHY, RML, ROJNA, RPC, RT, RWI, S11, SA, SAK, SALEE, SAMCO, SANKO, SAPPE, SAWAD, SCI, SCN, SCP, SE, SFLEX, SFP, SFT, SGF, SIAM, SINGER, SKE, SKN, SKR, SKY, SLP, SMIT, SMT, SNP, SO, SORKON, SPA, SPC, SPCG, SR, SRICHA, SSC, SSF, STANLY, STGT, STOWER*, STPI, SUC, SWC, SYNEX, T, TAE, TAKUNI, TBSP, TCC, TCMC, TEAM, TFG, TFI, TIGER, TITLE, TKN, TKS, TM, TMC, TMD, TMI, TMILL, TNL, TNP, TOG, TPA, TPAC, TPCS, TPS, TRITN, TRT, TSE, TVT, TWP, UEC, UMI, UOBKH, UP, UPF, UPOIC, UTP, VCOM, VL, VNT, VPO, VRANDA, WGE, WIJK, WP, XO, XPG, YUASA

Companies with Good CG Scoring

A, AI, AIE, AJ, AMC, APP, AQ, ARIN, AS, AU, B52, BEAUTY, BGT, BH, BIG, BLAND, BM, BROCK, BSBM, BSM, BYD*, CCP, CITY, CMO, CPT, CSR, EKH, EP, FMT, GLOCON*, GSC, HTECH, IHL, INGRS, JAK, JTS, KASET, KK, KWG, LEE, BTNC, CAZ, CGD, CMAN, CMR, CRANE, D, EMC, F&D, GIFT, GREEN, GTB, HUMAN, IIG, INOX, JR, JUBILE, KCM, KKC, KYE, LPH, MATI, M-CHAI, MCS, MDX, MJD, MORE, MUD, NC, NDR, NFC, NNCL, NOVA, NPK, NUSA, OCEAN, PAF, PF, PK, PLE, PPM, PRAKIT, PRAPAT, PRECHA, PTL, RC1*, RJH, RP, RPH, RSP, SABUY, SF, SGP, SICT, SIMAT, SISB, SK, SMART, SOLAR, SPACK, SPG, SQ, SSP, STARK, STC, SUPER, SVOA, TC, TCCC, THMUI, TNH, TNR, TOPP, TPCH, TPIPL, TPPIP, TPLAS, TPOLY, TQR, TTI, TYCN, UKEM, UMS, UNIQ, UP, UREA, UREKA, VIBHA, W, WIN, WORK, WPH, YGG, ZIGA

Corporate Governance Report

The material contained in this publication is for general information only and is not intended as advice on any of the matters discussed herein. Readers and others should perform their own independent analysis as to the accuracy or completeness or legality of such information. The Thai Institute of Directors, its officers, the authors and editor make no representation or warranty as to the accuracy, completeness or legality of any of the information contained herein. By accepting this document, each recipient agrees that the Thai Institute of Directors Association, its officers, the authors and editor shall not have any liability for any information contained in, or for any omission from, this publication.

The survey result is as of the date appearing in the Corporate Governance Report of Thai Listed Companies. As a result, the survey result may be changed after that date. SCB Securities Company Limited does not conform nor certify the accuracy of such survey result.

To recognize well performers, the list of companies attaining "Good", "Very Good" and "Excellent" levels of recognition

(Not including listed companies qualified in the "no announcement of the results" clause from 1 January 2020 to 26 October 2021) is publicized.

¹ TIP was voluntarily delisted from the Stock Exchange of Thailand effectively on July 24, 2021

² RCI was voluntarily delisted from the Stock Exchange of Thailand, effectively on July 16, 2021

* บริษัทหรือกรรมการหรือผู้บริหารของบริษัทที่มีข่าวด้านกาการกีดกันผู้ถือหุ้น เช่น การกระทำความผิดเกี่ยวกับหลักทรัพย์ การทุจริต คลอรีนขึ้น เป็นต้น ซึ่งการใช้ข้อมูล CGR ควรตระหนักถึงข้อดังกล่าวประกอบด้วย

Anti-corruption Progress Indicator

Certified (ได้รับการรับรอง)

2S, 7UP, ADVANC, AF, AI, AIE, AIRA, AKP, AMA, AMANAH, AMATA, AMATAV, AP, APCS, AQUA, ARROW, AS, ASIAN, ASK, ASP, AWC, AYUD, B, BAFS, BAM, BANPU, BAY, BBL, BCH, BCP, BCPG, BE8, BEYOND, BGC, BGRIM, BKI, BLA, BPP, BROOK, BRR, BSBM, BTS, BWG, CEN, CENTEL, CFRESH, CGH, CHEWA, CHOTI, CHOW, CIG, CIMBT, CM, CMC, COM7, COTTO, CPALL, CPF, CPI, CPN, CSC, DCC, DELTA, DEMCO, DIMET, DRT, DTAC, DUSIT, EA, EASTW, ECL, EGCO, EP, EPG, ERW, ESTAR, ETE, FE, FNS, FPI, FPT, FSMART, FSS, FTE, GBX, GC, GCAP, GEL, GFPT, GGC, GJS, GPI, GPSC, GSTEEL, GULF, GUNKUL, HANA, HARN, HEMP, HENG, HMPRO, HTC, ICC, ICHI, IFS, ILINK, INET, INSURE, INTUCH, IRC, IRPC, ITEL, IVL, JKN, JR, K, KASET, KBANK, KBS, KCAR, KCE, KGI, KKP, KSL, KTB, KTC, KWI, L&E, LANNA, LH, LHFG, LHK, LPN, LRH, M, MAKRO, MALEE, MATCH, MBAX, MBK, MC, MCOT, META, MFC, MFEC, MILL, MINT, MONO, MOONG, MSC, MST, MTC, MTI, NATION, NBC, NER, NINE, NHI, NOBLE, NOK, NSI, NWR, OCC, OGI, ORI, PAP, PATO, PB, PCSGH, PDG, PDJ, PG, PHOL, PK, PL, PLANB, PLANET, PLAT, PM, PPP, PPPM, PPS, PR9, PREB, PRG, PRINC, PRM, PROS, PSH, PSL, PSTC, PT, PTG, PTT, PTTEP, PTTGC, PYLON, Q-CON, QH, QLT, QTC, RATCH, RML, RWI, S&J, SAAM, SABINA, SAPPE, SAT, SC, SCB, SCC, SCCC, SCG, SCGP, SCM, SCN, SEAOL, SE-ED, SELIC, SENA, SGP, SINGER, SIRI, SITHAI, SKR, SMIT, SMC, SMP, SNC, SNP, SORKON, SPACK, SPALI, SPC, SPI, SPRC, SRICHA, SSF, SSP, SSSC, SST, STA, STOWER, SUSCO, SVI, SYMC, SYNTEC, TAE, TAKUNI, TASC, TCAP, TCMC, TFG, TFI, TFMAMA, TGH, THANI, THCOM, THIP, THRE, THREL, TIDLOR, TIPCO, TISCO, TKS, TKT, TMILL, TMT, TNITY, TNL, TNP, TNR, TOG, TOP, TOPP, TPA, TPCS, TPP, TRU, TRUE, TSC, TSTE, TSTH, TTA, TTB, TTCL, TU, TVDH, TVI, TVO, TWPC, U, UBE, UBIS, UEC, UKEM, UOBKH, UPF, UV, VGI, VIH, WACOAL, WHA, WHAUP, WICE, WIJK, XO, YUASA, ZEN, ZIGA

Declared (ประกาศเจตนาสมัคร)

AH, AJ, ALT, APCO, B52, BEC, CHG, CI, CPL, CPR, CPW, CRC, DDD, DHOUSE, DOHOME, ECF, EKH, ETC, EVER, FLOYD, GLOBAL, III, ILM, INOX, JTS, KEX, KUMWEL, LDC, MAJOR, MEGA, NCAP, NOVA, NRF, NUSA, NYT, OR, PIMO, PLE, RS, SAK, SIS, STECH, STGT, SUPER, SVT, TKN, TMI, TQM, TSI, VARO, VCOM, VIBHA, WIN

N/A

3K-BAT, A, A5, AAV, ABICO, ABM, ACAP, ACE, ACE, ACG, ADB, ADD, AEONTS, AFC, AGE, AHC, AIT, AJA, AKR, ALL, ALLA, ALPHAX, ALUCON, AMARIN, AMC, AMR, ANAN, AOT, APEX, APP, APURE, AQ, ARIN, ARIP, ASAP, ASEFA, ASIA, ASIMAR, ASN, ASW, ATP30, AU, AUCTION, BA, BBGI, BBIK, BC, BCT, BDMS, BEAUTY, BEM, BFIT, BGT, BH, BIG, BIOTEK, BIS, BIZ, BJC, BJCHI, BKD, BLAND, BLESS, BLISS, BM, BOL, BR, BRI, BROCK, BSM, BTNC, BTW, BUI, BYD, CAZ, CBG, CCET, CCP, CEYE, CGD, CHARAN, CHAYO, CHIC, CHO, CITY, CIVIL, CK, CKP, CMAN, CMO, CMR, CNT, COLOR, COMAN, CPANEL, CPH, CPT, CRANE, CRD, CSP, CSR, CSS, CTW, CV, CWT, D, DCON, DITTO, DMT, DOD, DPAIN, DTAC, DV8, EASON, EE, EFORL, EMC, ESSO, F&D, FANCY, FMT, FN, FORTH, FTI, FVC, GENCO, GIFT, GL, GLAND, GLOCON, GLORY, GRAMMY, GRAND, GREEN, GSC, GTB, GYT, HFT, HL, HPT, HTECH, HUMAN, HYDRO, ICN, IFEC, IHL, IIG, IMH, IND, INGRS, INSET, IP, IRCP, IT, ITD, J, JAK, JAS, JCK, JCKH, JCT, JDF, JMART, JMT, JP, JUBILE, JWD, KAMART, KC, KCC, KCM, KDH, KIAT, KISS, KK, KKC, KOOL, KTIS, KUN, KWC, KWM, KYE, LALIN, LEE, LEO, LIT, LOXLEY, LPH, LST, MACO, MANRIN, MATI, MAX, M-CHAI, MCS, MDX, MENA, METCO, MGT, MICRO, MIDA, MITSIB, MJD, MK, ML, MODERN, MORE, MPIC, MUD, MVP, NC, NCH, NCL, NDR, NER, NETBAY, NEW, NEWS, NEX, NFC, NNCL, NPK, NSL, NTV, NV, NVD, OHTL, OISHI, ONEE, OSP, OTO, PACE, PACO, PAF, PEACE, PERM, PF, PICO, PIN, PJW, PLUS, PMTA, POLAR, POMPI, PORT, POST, PPM, PRAKIT, PRAPAT, PRECHA, PRIME, PRIN, PRO, PROEN, PROUD, PSG, PTC, PTECH, PTL, RAM, RBF, RCL, RICHY, RJH, ROCK, ROH, ROJNA, RP, RPC, RPH, RSP, RT, S, S11, SA, SABUY, SAFARI, SALEE, SAM, SAMART, SAMCO, SAMTEL, SANKO, SAUCE, SAWAD, SAWANG, SCI, SCP, SDC, SE, SEAFCO, SECURE, SENAJ, SFLEX, SFP, SFT, SGF, SHANG, SHR, SIAM, SICT, SIMAT, SISB, SK, SKE, SKN, SKY, SLM, SLP, SMART, SMD, SMT, SNNP, SO, SOLAR, SONIC, SPA, SPCG, SPG, SPVI, SQ, SR, SSC, SSS, STANLY, STARK, STC, STEC, STAI, STI, STP, STPI, SUC, SUN, SUTHA, SVH, SVOA, SWC, SYNEX, TACC, TAPAC, TCC, TCC, TCC, TCOAT, TEAM, TEAMG, TEKA, TFM, TGE, TGPRO, TH, THAI, THANA, THE, THG, THL, THMUI, TIGER, TIPH, TITLE, TK, TKC, TLI, TM, TMC, TMD, TMW, TNDT, TNH, TNPC, TOA, TPAC, TPBI, TPCH, TPIPL, TPPIP, TPLAS, TPOLY, TPS, TQR, TR, TRC, TRITN, TRT, TRUBB, TRV, TSE, TSF, TSR, TTI, TTT, TTW, TVT, TWP, TWZ, TYCN, UAC, UMI, UMS, UNIQ, UP, UP, UPOIC, UREKA, UTP, UVAN, VL, VNG, VPO, VRANDA, W, WAVE, WFX, WGE, WINMED, WINNER, WORK, WORLD, WP, WPH, XPG, YGG, YONG

Explanations

Companies participating in Thailand's Private Sector Collective Action Coalition Against Corruption programme (Thai CAC) under Thai Institute of Directors (as of May 9, 2022) are categorised into: companies that have declared their intention to join CAC, and companies certified by CAC.