



Support - Resistances

1628/1610 – 1650/1660



Market today

“The Fed signals continued rate hikes, pressuring markets”

The SET is expected to be pressured down after the Fed chairman's speech that said he felt it was necessary to keep raising rates to tame inflation, causing to worries over the economy. Next supports are at 1,628 and 1,610 and the upper bound is limited at 1,650.



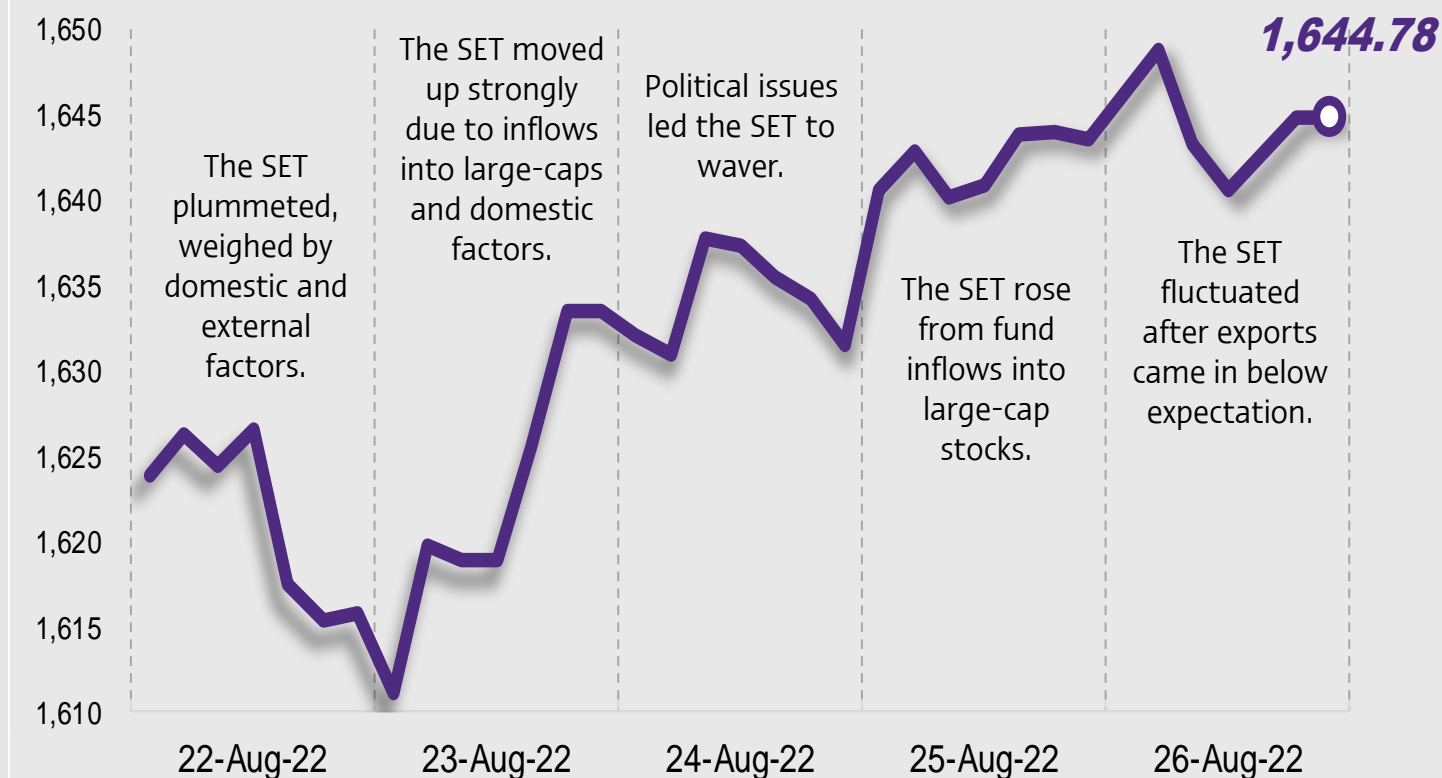
Today's highlights

- The Fed chairman said that he is ready to raise interest rates to tame inflation despite the costs to the economy, since it would be worse otherwise. He did not give a clear signal as to how much rate would be stepped up, but the market expects 75bps.
- The tripartite committee agreed to raising daily minimum wage nationwide by 3-7% to Bt328-354, an average rise of 5.02% to an average of Bt337, effective on Oct 1. The Cabinet will consider it this or next week. We see parcel delivery, property and food stocks as impacted the most.
- The BMA (Bangkok) is preparing to raise tax rates on land: on land for agricultural purposes from 0.01% to 0.15%, it will add 0.3% on rates for land that is undeveloped for more than three years to 0.3-0.7%. The Treasury will use new 2023-2026 land appraised value, which increased on average by 8%.
- The Port Authority of Thailand is preparing to auction land in Laem Chabang in 2023 for development into truck parking areas, hotels, petrol stations and mixed-used projects.
- REIC expects the upward trend in interest rate and high household debt to affect low and middle income and the self-employed by making it difficult to access to loans, with commercial banks not lending for homes valued at less than Bt5mn.
- The Ministry of Commerce reported July exports at +4.3%YoY, below expectation, due to lack of semiconductor chips. The FTI reported July domestic vehicle sales growth of 22%YoY
- The Ministry of Health warns of high spread of dengue, with 16,000 cases in 8 months as well as spread of hand, foot and mouth disease.



Strategy today

Risk of a global economic slowdown is increasing as the Fed chair continues an aggressive stance towards raising interest rate to tame inflation, which will pressure the investment atmosphere and the Thai stock market. In the short term we recommend careful selection of sectors in which to invest.



Trading today

Weekly portfolio: As there is more risk of a world economic slowdown, we expect pressure on global risky assets, including the SET, causing high volatility. We recommend investing with caution by selecting stocks with specific positive drivers:

- 1) Big-cap stocks that benefit from fund inflow and whose valuations are not high – BBL, PTT, IVL and AOT;
- 2) Stocks whose 3Q22 earnings are expected to grow both YoY and QoQ – CPALL, SCGP and CENTEL;
- 3) Stocks which benefit from Apple's event launching iPhone 14 on Sep 7 – COM7, CPW and SYNEX for short-term speculation before the launch of the new product.

In the short term, avoid or be more cautious in investing in stocks which have negative factors pressuring operating results and stock prices:

- 1) Stocks that are expected to be sentimentally hit by the steady decline in BDI, such as shippers, as BDI has fallen to 1,082, a 26-month low on Jun 16, 2020.
- 2) Stocks that are expected to be sentimentally hurt by the political vacuum that will cause project auctions to be delayed, such as construction, power plants and rail transportation stocks.
- 3) Stocks that expected to be affected by supply chain problems as China is facing its worst drought in history, such as electronics and automotive stocks.



Daily focus

PTT: Operating results are still strong, even though profit is expected to decline in 2H22 HoH due to a lower stock gain and an abnormally high GRM in 1H22. There is upside risk in an interim dividend which may lead the stock price to rise in the short term.

CPALL: Profit momentum still looks good and 3Q22 operating results are expected to grow YoY on a better CVS business, higher contribution by MAKRO, growing off last year's low base from lockdowns and synergy from MAKRO and Lotus's, and grow QoQ due to seasonal factors.



Today's reports

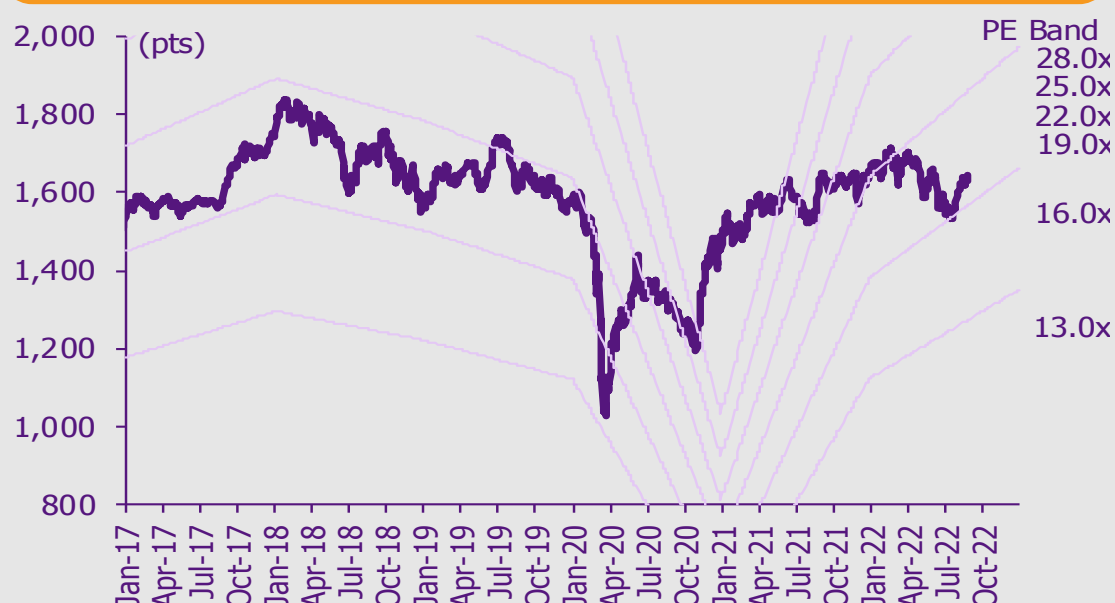
CBG – Expecting recovery in 4Q22

TLI – Healthier and wealthier ahead

What to watch

Date	Event
30 Aug	Economic release: JP – Unemployment rate for Jul, US – CB consumer confidence for Aug, JOLTS job openings
31 Aug	Economic release: JP – Prelim industrial production for Jul, consumer confidence for Aug, retail sales for Jul, CN – manufacturing and non-manufacturing PMI for Aug, EU – CPI flash estimate for Aug, US – ADP non-farm employment change for Aug, crude oil inventories
1 Sep	Economic release: JP/EU – Final manufacturing PMI for Aug, EU – Unemployment rate for Jul, US – ISM manufacturing PMI for Aug, unemployment claims Event: Effective date of August 2022 quarterly MSCI index review, OPEC meetings
2 Sep	Economic release: EU – PPI for Jul, US – Average hourly earnings, non-farm employment change and unemployment rate for Aug

SET Index movement



See the end of this report for disclaimer

SET index series

Index	26 Aug (pts)	Chg (pts)	Chg (%)	Value (Btmn)
SET	1,644.78	1.26	0.08	68,733.12
SET50	995.69	0.02	0.00	40,050.24
SET100	2,253.11	0.03	0.00	49,042.55
sSET	1,064.84	(2.52)	(0.24)	3,395.69
SETCLMV	1,027.50	(1.46)	(0.14)	32,026.79
SETHD	1,180.45	(0.43)	(0.04)	11,536.88
SETTHSI	1,039.95	0.27	0.03	39,174.55
SETWB	1,008.01	(3.98)	(0.39)	12,563.47
mai	642.97	(9.46)	(1.45)	4,367.78

Trading summary by investor type

(Btmn)	26 Aug	WTD	MTD	YTD
Foreign				
Net	(667)	9,349	52,113	169,464
Breakdown (%)	44.97	44.61	46.05	47.02
Institution				
Net	(758)	(5,338)	(12,909)	(111,721)
Breakdown (%)	7.22	8.27	9.06	8.01
PropTrade				
Net	(22)	799	(3,357)	(2,334)
Breakdown (%)	11.26	9.69	9.09	8.64
Individual				
Net	1,447	(4,810)	(35,847)	(55,409)
Breakdown (%)	36.55	37.43	35.79	36.33

% of total trade value for each investor type

S50 futures trading by foreign investors

(Contract)	26-Aug	WTD	MTD	YTD
Foreign	345	(2,284)	125,365	130,598
Institution	3,504	1,359	7,834	12,746
Customer	(3,849)	925	(133,199)	(143,344)

Bond trading by foreign investors

(Btmn)	26-Aug	WTD	MTD	YTD
Buy	4,377	16,749	73,118	756,593
Sell	428	16,962	53,781	632,480
Net	3,949	-213	19,337	124,114

Investment Strategy Department

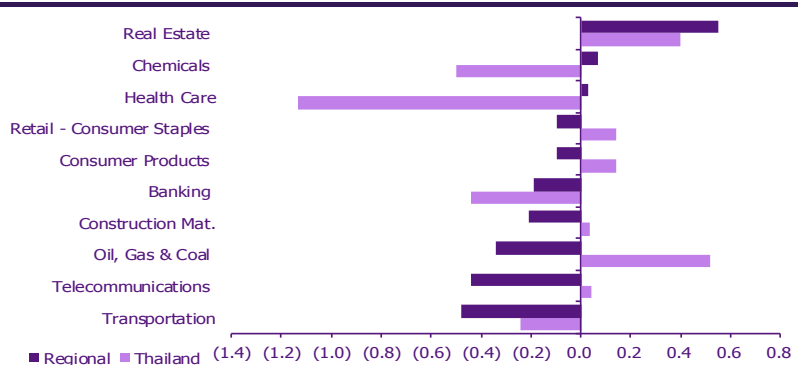
Market update

Global market movement

	26-Aug	Index	Chg (pts)	Performance (%)				PE (x)		EPS gth (%)		PBV (x)		ROE (%)	
				1D	WTD	MTD	YTD	22F	23F	22F	23F	22F	23F	22F	23F
S&P 500		4,058	(141.46)	(3.4)	(4.0)	(1.8)	(14.9)	17.9	16.6	17.3	7.6	3.8	3.5	22.5	22.5
Euro Stoxx 600		426	(7.27)	(1.7)	(2.6)	(2.8)	(12.7)	11.8	11.5	29.6	3.0	1.7	1.5	12.6	12.2
Japan		28,641	162.37	0.6	(1.0)	3.0	(0.5)	16.0	15.1	1.9	5.8	1.7	1.6	9.9	10.0
Hang Seng		20,170	201.66	1.0	2.0	0.1	(13.8)	10.5	9.2	(26.8)	13.7	1.1	1.0	11.4	11.2
MSCI Asia x J		645	2.70	0.4	0.2	0.4	(18.3)	12.9	11.8	(1.6)	9.2	1.5	1.4	11.7	11.5
Philippines		6,753	46.07	0.7	(1.6)	6.9	(5.2)	16.0	13.6	24.1	18.0	1.6	1.5	8.6	9.6
Indonesia		7,135	(38.96)	(0.5)	(0.5)	2.6	8.4	16.3	15.5	43.1	5.3	2.1	1.9	(6.6)	(6.3)
Malaysia		1,500	4.80	0.3	(0.3)	0.5	(4.3)	14.6	13.1	(1.6)	11.2	1.5	1.4	10.2	11.3
Thailand		1,645	1.26	0.1	1.2	4.3	(0.8)	15.8	15.0	20.2	5.9	1.7	1.6	8.6	9.1
Asean 4 - simple avg.				0.1	(0.3)	3.6	(0.5)	15.7	14.3	21.4	10.1	1.7	1.6	5.2	5.9
China		3,236	(10.03)	(0.3)	(0.7)	(0.5)	(11.1)	11.3	9.9	25.8	13.8	1.3	1.2	11.0	10.9
India		58,834	59.15	0.1	(1.4)	2.2	1.0	21.6	18.6	16.9	16.3	3.2	2.9	15.2	15.4
Singapore		3,250	1.73	0.1	0.1	1.2	4.0	12.5	11.0	12.7	14.3	1.1	1.0	9.0	9.9
Taiwan		15,278	78.40	0.5	(0.8)	1.9	(16.1)	10.6	11.1	9.3	(4.5)	1.9	1.8	21.8	18.3
Korea		2,481	3.77	0.2	(0.5)	1.2	(16.7)	10.4	9.7	(0.5)	7.3	1.0	0.9	7.2	11.0
Others				0.1	(0.7)	1.2	(7.8)	13.3	12.0	12.8	9.4	1.7	1.6	12.8	13.1

Regional sector movement

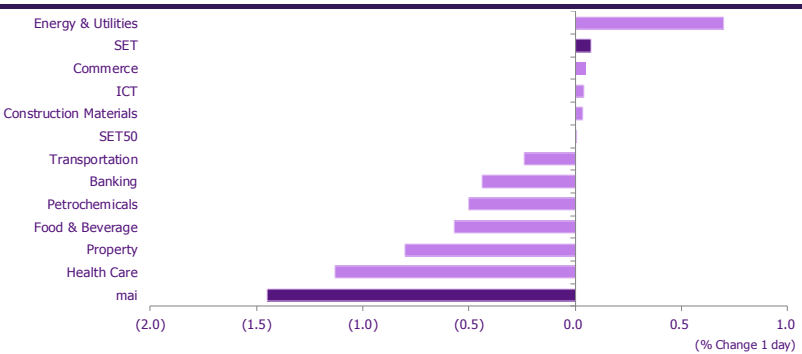
	Price performance (%) *			
	26-Aug	WoW	MoM	YTD
Banking	(0.19)	0.83	5.73	(9.28)
Chemicals	0.07	(0.16)	8.50	2.22
Construction Mat.	(0.21)	(0.94)	5.47	(4.49)
Consumer Products	(0.10)	0.92	5.09	(0.82)
Health Care	0.03	(0.15)	0.71	(14.15)
Oil, Gas & Coal	(0.34)	2.37	8.99	2.65
Real Estate	0.55	0.45	(1.87)	(19.01)
Retail - Consumer Staples	(0.10)	0.92	5.09	(0.82)
Telecommunications	(0.44)	(0.92)	3.26	(13.26)
Transportation	(0.48)	(0.08)	4.45	(5.48)



* Regional sector price performances (%) are based on US\$ and Thai sector price performances (%) are based on baht

Thailand sector movement

	Price performance (%)			
	26-Aug	WoW	MTD	YTD
Banking	(0.44)	2.53	6.14	(6.77)
Commerce	0.05	1.12	3.81	(2.42)
Construction Materials	0.04	(0.32)	(0.78)	(6.75)
Energy & Utilities	0.70	2.67	6.08	4.07
Food & Beverage	(0.57)	(0.51)	2.37	(1.57)
Health Care	(1.13)	3.50	6.00	25.27
ICT	0.04	(1.40)	(0.32)	(11.15)
Petrochemicals	(0.50)	2.44	5.89	(5.95)
Property	(0.80)	0.21	4.81	3.36
Transportation	(0.24)	0.08	1.88	7.84
SET	0.08	1.16	4.34	(0.77)
SET50	0.00	1.25	3.86	0.50
MAI	(1.45)	2.91	10.58	10.45



10 Most active stocks by value

Stock	Price (Bt)	Value (Btmn)	Chg (%)
SCB	110.50	5,464.34	0.00
KBANK	157.00	4,175.68	(0.32)
CBG	103.00	2,116.78	(2.83)
AOT	72.25	1,902.37	(0.34)
BBL	138.00	1,849.00	(0.72)
DELTA	578.00	1,740.93	3.58
BH	216.00	1,730.55	(1.37)
GULF	51.50	1,602.65	3.52
BANPU	14.60	1,530.83	0.00
PTTEP	167.50	1,387.91	(0.30)

Top 10 gainers

Stock	Price (Bt)	Value (Btmn)	Chg (%)
SDC	0.27	17.37	17.39
JCK	0.51	63.28	15.91
DTCI	34.75	0.18	13.93
U	1.36	339.59	11.48
NEX	17.60	512.22	9.32
TNPF	2.00	0.00	8.11
MATI	9.15	0.00	7.65
FANCY	0.88	15.97	7.32
BYD	11.70	303.17	6.36
XPG	1.75	226.30	6.06

Top 10 losers

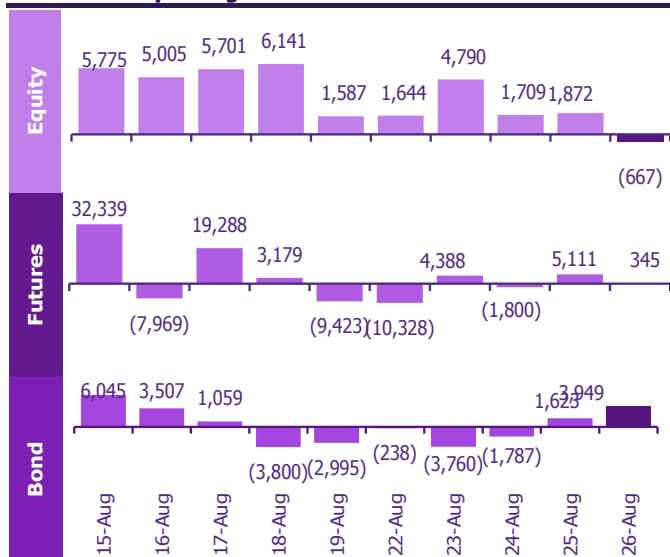
Stock	Price (Bt)	Value (Btmn)	Chg (%)
GAHREIT	7.80	6.30	(8.77)
URBNPF	2.16	0.00	(7.69)
TVO	30.00	166.52	(7.69)
SAMTEL	7.40	14.69	(7.50)
KPNPF	5.05	0.01	(7.34)
TCOAT	28.25	0.00	(6.61)
AGE	4.06	226.49	(6.45)
EMC	0.20	0.59	(4.76)
NUSA	1.02	43.55	(4.67)
CMR	2.94	12.21	(4.55)

Fund flow monitor

Regional foreign fund flows to equity

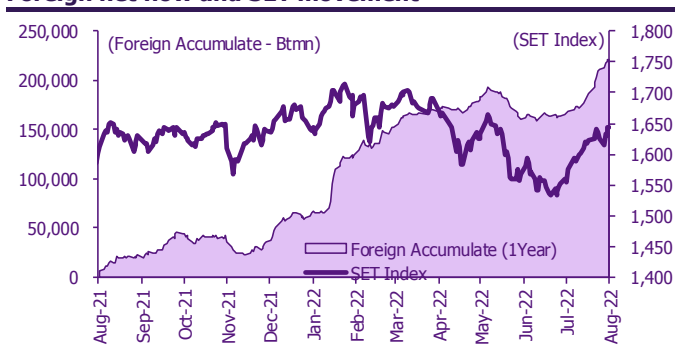
(US\$ Mn)	Thailand	Indonesia	Philippines	Malaysia	Vietnam	India	Taiwan	South Korea	Japan
Daily									
26-Aug-22	(18)	11	(2)		(3)		70	138	
25-Aug-22	52	(44)	(4)	43	4	296	98	79	
24-Aug-22	47	55	(3)	(20)	(7)	21	(409)	105	
23-Aug-22	133	34	(2)	3	(3)	132	(544)	20	
22-Aug-22	45	64	(6)	13	(10)	(43)	(565)	122	
Weekly									
WTD	260	120	(17)	39	(18)	406	(1,351)	464	207
19-Aug-22	681	215	57	145	24	1,168	(792)	516	207
12-Aug-22	408	284	(201)	111	4	2,579	(130)	121	340
5-Aug-22	114	(186)	13	88	62	1,860	(431)	1,282	452
29-Jul-22	119	130	10	30	63	750	417	544	(903)
Monthly									
MTD	1,463	433	(147)	382	71	6,013	(2,703)	2,382	999
Jul-22	128	(150)	(80)	28	(18)	836	(626)	1,363	4,963
Jun-22	(841)	(501)	(207)	(291)	89	(6,342)	(7,724)	(4,796)	(9,556)
May-22	592	(243)	(350)	18	138	(4,871)	57	170	(1,993)
YTD	5,032	4,551	(1,002)	1,870	128	(21,707)	(37,398)	(12,342)	6,535

Thailand daily foreign net flows

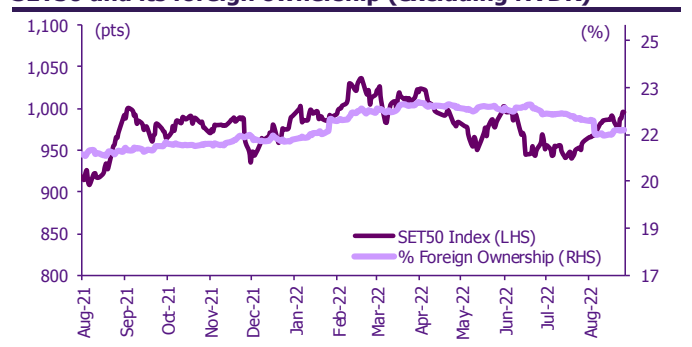


	Equity (Btmn)	SET50 futures (Contract)	Bond (Btmn)*	Bond (Btmn)
Daily				
26-Aug-22	(667)	345	69	3,949
Weekly				
WTD	9,349	(2,284)	(424)	(213)
19-Aug-22	24,208	37,414	7,397	3,815
11-Aug-22	14,431	38,791	7,600	8,997
5-Aug-22	4,125	51,444	9,894	6,738
27-Jul-22	4,376	31,678	6,042	(1,921)
Monthly				
MTD	52,113	125,365	24,467	19,337
Jul-22	4,721	33,437	6,426	(3,593)
Jun-22	(29,387)	(101,334)	(19,303)	(14,819)
May-22	20,284	109,007	21,576	30,012
Quarterly				
QTD	1,765	(59,103)	(11,018)	22,811
1Q22	110,864	30,899	6,488	85,559
4Q21	28,128	44,270	8,986	110,523
3Q21	(443)	6,232	1,282	21,383
2Q21	(46,593)	(7,583)	(994)	76,603
YTD				
2021	(48,578)	27,284	6,522	212,522
2020	(264,386)	8,719	1,192	(35,245)

Foreign net flow and SET movement



SET50 and its foreign ownership (excluding NVDR)



Foreign buy/sell activity monitor

Most foreign holding value change

	Fgn hld (%)	Δ Fgn (M.shares)	Buy* (Btmn)
KBANK	43.05	8.97	1,408
BH	28.17	1.18	256
TOP	15.42	2.12	129
BCPG	7.08	10.00	110
SCB	18.14	0.96	107
BOMS	21.30	3.72	104
ADVANC	35.32	0.36	70
CPN	23.62	0.78	52
CPF	25.53	1.98	51
PTT	8.71	1.07	41

Top-5 NVDR net buy/sell

	Fgn hld (%)	Δ Fgn (M.shares)	Sell* (Btmn)	Buy* (Btmn)	Sell* (Btmn)
MEGA	12.36	(34.19)	(1,701)		
AOT	9.44	(3.29)	(238)		
BANPU	10.71	(4.57)	(67)		
PTTEP	15.47	(0.36)	(60)		
SCC	11.73	(0.15)	(54)		
HMPRO	14.12	(3.51)	(49)		
GUNKUL	5.33	(9.44)	(47)		
KCE	20.10	(0.56)	(32)		
CRC	14.00	(0.75)	(30)		
RCL	7.67	(0.79)	(27)		
BH				402	(517)
AOT				230	(348)
CRC				138	(152)
DELTA				122	(150)
KTB				115	(77)
WHA				97	(76)
PTTEP				88	(63)
NEX				86	(62)
BOMS				82	(61)
FSMART				69	(61)
SCB					(517)
KBANK					(348)
ADVANC					(152)
CPALL					(150)
BBL					(77)
PTG					(76)
JMART					(63)
CENTEL					(62)
JMT					(61)
THG					(61)

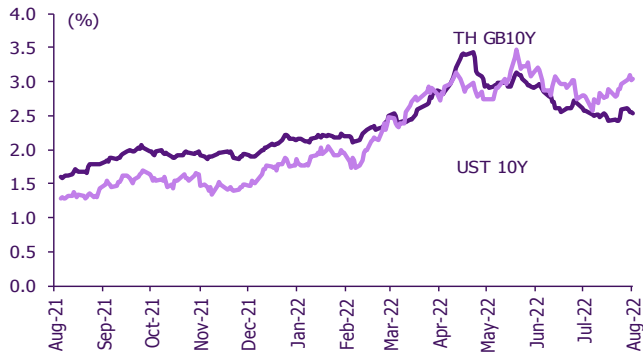
* SCBS Investment Research estimates

Multi-asset price update

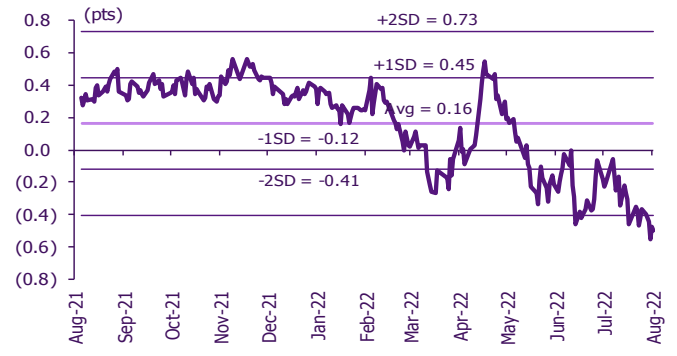
Key indicator update

	Close	26-Aug	WoW	MoM	YoY	YTD
Financial market condition						
VIX Index	25.56	17.36	24.08	9.98	55.95	48.43
Europe CDS (bps)	112.346	4.92	9.94	1.86	66.86	64.47
LIBOR OIS Spread (bps)	0.07964	(1.15)	(4.12)	(14.70)	4.09	(1.05)
TED Spread (bps)	0.2258	(3.28)	(8.68)	(21.14)	15.15	4.71
Exchange rate						
Dollar Index	108.84	0.38	0.68	2.23	17.43	13.76
USD/THB	36.21	1.15	1.25	(1.28)	11.27	9.06
EUR/USD	1.00	(0.13)	(0.73)	(2.33)	(15.53)	(12.36)
USD/JPY	137.75	0.93	0.60	0.87	25.45	19.71
Bond: (Change in basis points)						
TH Gov Bond 2Y	1.51%	(1.69)	(3.51)	(23.82)	104.86	85.83
TH Gov Bond 10Y	2.54%	(0.92)	(6.22)	(3.97)	92.82	64.22
US Gov Bond 2Y	3.38%	0.41	14.64	38.85	314.97	265.42
US Gov Bond 10Y	3.04%	(0.72)	7.06	25.78	172.89	152.74
Commodities						
CRB Index	589.66	0.00	0.19	1.70	5.08	1.96
Gold (US\$/oz)	1,736.80	(1.19)	(0.58)	0.21	(4.39)	(5.05)
Gross Refining Margin (US\$/bbl)	20.97	(18.37)	(5.20)	(2.65)	n.m.	243.21
Dubai Crude (US\$/bbl)	96.46	0.00	1.12	6.13	38.90	31.80
NYMEX Crude (US\$/bbl)	93.06	0.58	2.52	(4.32)	35.38	92.11
Baltic Dry Index (pts)	1,082.00	(3.65)	(15.40)	(46.09)	(74.45)	(51.20)

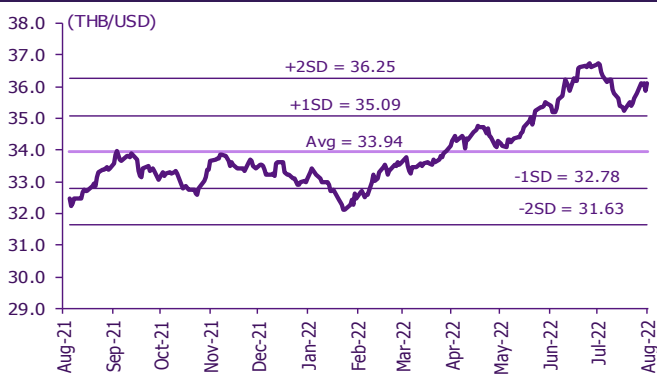
Thai and US 10-year government bond yield



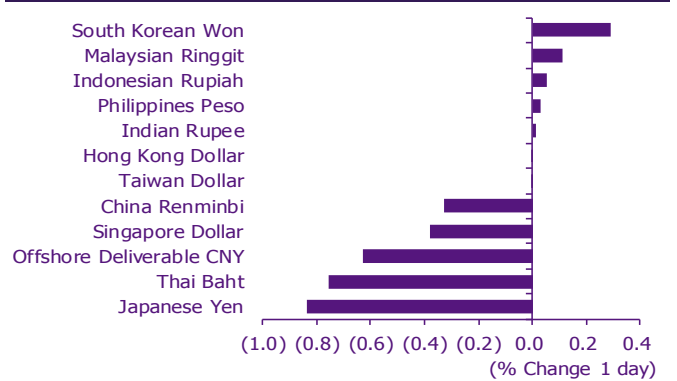
Thai and US 10-year government bond spread



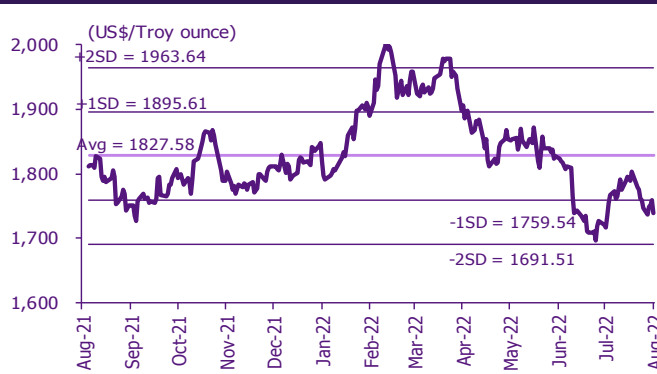
THB/USD exchange rate



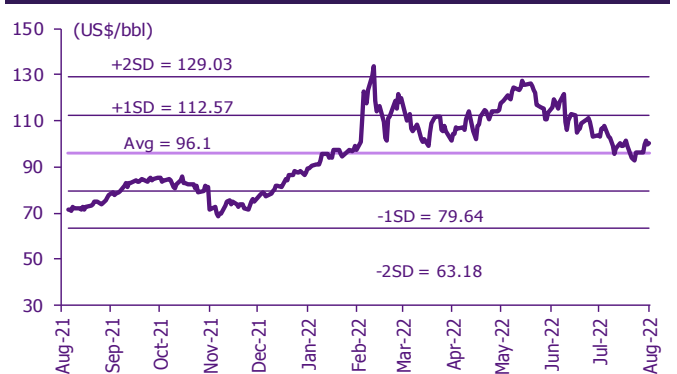
Regional foreign exchange rate spot return



Gold



Brent crude



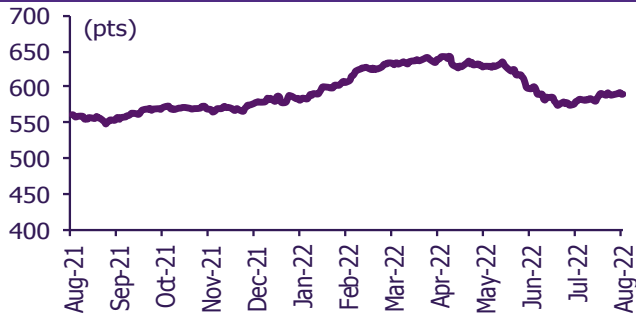
Commodities daily price update

	As of 26-Aug-22	-1W %	Avg. Price QTD in 3Q22	% QoQ	% YoY	Avg. Price in '21	% YoY	Avg. Price in '22	% YoY	Update
CRB Index	589.66	0.2	583.57	(7.3)	4.6	535.54	36.83	608.85	13.7	Daily
Energy Prices										
Crude Oil - Dubai (US\$/bbl)	99.48	7.3	102.18	(6.2)	43.2	68.86	63.18	102.76	49.2	Daily
Brent Crude (US\$/bbl)	100.54	4.3	103.79	(8.0)	42.2	70.52	66.54	105.65	49.8	Daily
West Texas Int. Cushing (US\$/bbl)	93.06	2.8	95.93	(11.9)	31.4	68.06	72.51	100.49	47.7	Daily
Crude Oil - Asia-Pacific Tapis Oil Spot (US\$/bbl)	113.65	5.3	113.56	(4.3)	55.6	71.82	61.89	111.97	55.9	Daily
Natural Gas Henry Hub (US\$/mmBTU)	9.32	1.5	7.85	4.0	133.3	3.12	29.88	6.49	108.2	Daily
Coal Price NEX (US\$/MT)	452.96	5.3	417.43	12.4	156.9	138.28	135.73	344.41	149.1	Friday
Oil Product Prices and Gross Refinery Margin										
Gas Oil 500 ppm Sulfur Singapore (US\$/bbl)	150.86	9.7	137.20	(7.5)	74.2	76.20	52.83	131.71	72.8	Daily
Gas Oil - Dubai (US\$/bbl)	51.38	14.6	35.02	(11.0)	371.2	7.34	(4.17)	28.96	294.4	Daily
Gasoline, 92 RON Spot (US\$/bbl)	106.12	0.6	109.62	(26.1)	36.4	76.66	75.97	120.38	57.0	Daily
Gasoline - Dubai (US\$/bbl)	6.64	(47.9)	7.44	(73.8)	(17.3)	7.80	472.22	17.62	126.0	Daily
Fuel Oil 180 Singapore Spot (US\$/bbl)	76.26	0.9	77.55	(47.7)	20.4	61.57	60.99	88.81	44.2	Daily
Fuel Oil - Dubai (US\$/bbl)	(23.22)	35.3	(24.63)	174.0	255.0	-7.29	84.36	(13.94)	91.4	Daily
Jet Kerosene - Spot Price (US\$/bbl)	145.85	9.2	132.14	(7.0)	75.6	73.98	60.45	127.00	71.7	Daily
Jet Kerosene - Dubai (US\$/bbl)	46.37	13.6	29.96	(9.8)	670.1	5.12	31.00	24.24	373.3	Daily
SG Dubai Hydrocracking Refinery Margin (US\$/bbl)	25.69	16.1	19.42	(32.1)	1,666.2	2.00	467.16	19.05	854.0	Daily
Olefins Product Prices and Spread										
Ethylene, FOB Japan Spot (US\$/MT)	790	0.0	861	(21.6)	(12.1)	1,010	39.56	1,071	6.1	Tuesday
Ethylene Spread (US\$/MT)	109	6.9	118	225.0	(61.2)	361	5.77	222	(38.5)	Daily
Propylene (Olefins), FOB Japan Spot (US\$/MT)	885	(1.1)	911	(16.4)	(6.1)	1,005	27.27	1,049	4.4	Tuesday
Propylene Spread (US\$/MT)	204	(1.5)	168	(19.1)	(42.7)	356	(12.55)	200	(43.9)	Daily
Naphtha - Singapore Spot FOB (US\$/MT)	681	(1.0)	743	(15.8)	9.8	649	69.72	849	30.9	Daily
Polyolefins Prices and Spread										
Polye HDPE SE Asia (US\$/MT)	1,030	(1.0)	1,125	4.6	(66.4)	1,179	33.19	1,267	7.4	Tuesday
HDPE-Naphtha Spread (US\$/MT)	349	(0.9)	382	210.1	(17.1)	530	5.43	418	(21.2)	Daily
Polye LDPE-Film, CFR SE Asia Spot (US\$/MT)	1,220	(0.8)	1,393	(16.5)	(22.4)	1,525	51.71	1,581	3.6	Tuesday
LDPE-Naphtha Spread (US\$/MT)	539	(0.6)	650	39.6	48.7	876	40.66	731	(16.6)	Daily
PP Film, Spot South East Asia (US\$/MT)	1,000	0.0	1,098	(17.4)	(11.0)	1,298	35.78	1,265	(2.5)	Tuesday
PP Spread (US\$/MT)	319	2.2	354	(20.6)	(36.4)	649	13.18	416	(35.9)	Daily
MEG Prices and Spread										
MEG, CFR South East Asia (US\$/MT)	505	(3.8)	536	(16.3)	(22.1)	679	(88.71)	634	(6.7)	Tuesday
MEG Spread (US\$/MT)	15	(56.8)	2	(103.1)	(97.0)	53	120.79	-30	n.m.	Tuesday
Aromatics Product Prices and Spread										
Paraxylene, FOB USG Spot (US\$/MT)	1,090	(5.2)	1,306	(14.2)	37.4	894	56.10	1,329	(48.1)	Tuesday
Paraxylene Spread (US\$/MT)	252	(31.5)	445	(26.4)	28.7	310	342.73	464	49.4	Tuesday
Paraxylene - 92 RON Spread (US\$/MT)	185	(26.2)	371	6.0	39.8	241	362.24	302	66.9	Daily
Toluene, FOB Korea Spot (US\$/MT)	955	4.9	992	(10.8)	30.6	728	111.96	998	(44.9)	Tuesday
Benzene, CFR Japan Spot (US\$/MT)	935	(5.6)	1,072	(14.5)	4.4	931	87.66	1,149	(56.9)	Tuesday
Benzene Spread (US\$/MT)	349	(12.8)	437	(8.8)	3.5	352	117.03	401	14.1	Daily
Benzene - 92 RON Spread (US\$/MT)	30	(67.0)	137	66.7	(59.9)	277	122.54	122	(55.9)	Daily
Condensate (US\$/MT)	838	7.2	861	(6.1)	42.3	584	61.01	865	48.2	Daily
PTA Prices and Spread										
PTA, CFR South East Asia (US\$/MT)	855	(2.8)	887	(10.0)	19.5	705	48.18	911	29.1	Tuesday
PTA Spread (US\$/MT)	125	13.9	12	(136.8)	(88.3)	106	15.15	20	(80.8)	Tuesday
PVC Prices and Spread										
PVC, CFR South East Asia (US\$/MT)	980	(4.9)	1,062	(23.7)	(20.4)	1,445	63.60	1,313	(9.1)	Tuesday
Ethylene Spread (US\$/MT)	871	(6.1)	944	(15.0)	(8.5)	1,084	99.99	1,091	0.6	Tuesday
Ethylene Dichloride CFR Far East Asia (US\$/MT)	335	(5.6)	459	(30.8)	(36.1)	734	140.72	683	(6.9)	Tuesday
Metal										
Gold (US\$/Troy Ounce)	1,738	(1.2)	1,753	(6.4)	(2.1)	1,799	1.56	1,846	2.6	Daily
LME Copper 3 Month Rolling Forward (US\$/MT)	8,129	1.2	7,760	(18.6)	(17.4)	9,293	49.95	9,272	(0.2)	Daily
Silver Future (US\$/Troy Ounce)	19	(3.6)	20	(14.7)	(20.7)	26	26.23	23	(11.3)	Daily
China Composite Steel Prices (CNY/MT)	4,435	0.2	4,441	(15.0)	(23.6)	5,473	35.91	5,032	(8.1)	Daily
Agriculture Prices										
Malaysian Crude Palm Oil Spot Price(MYR/MT)	4,276	2.8	4,124	(36.8)	(7.3)	4,443	59.82	5,805	30.6	Daily
SGX Ribbed Smoked Sheet 3 (RSS3) Futures (US\$/KG.)	158	(0.1)	173	(18.0)	(6.6)	209	18.21	202	(3.3)	Daily
Sugar #11 (US\$/LB)	18	3.7	18	(5.8)	4.3	16	29.55	19	14.8	Daily
Freight Rate										
Baltic Freight Index: BDIY	1,082	(18.0)	1,773	(29.6)	(52.6)	2,921	173.99	2,160	(26.0)	Daily
Baltic Supramax Index: BSI58	1,763	3.8	1,918	(27.0)	(38.5)	2,424	224.85	2,328	(4.0)	Daily

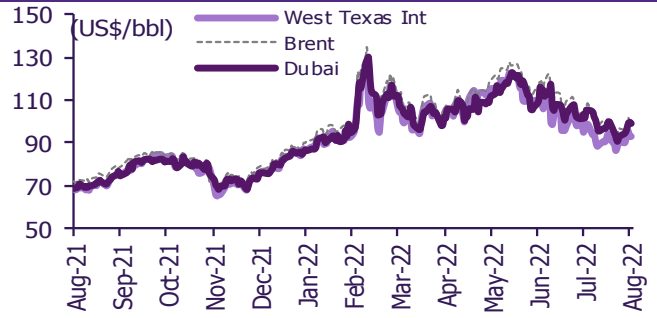
Source: Bloomberg Financial L.P., TQ Professional, BANPU, BOT, SCBS Investment Research

Commodities daily chart update

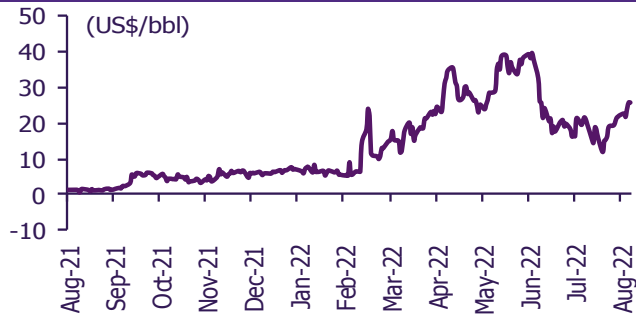
CRB US Spot All Commodities Price Index



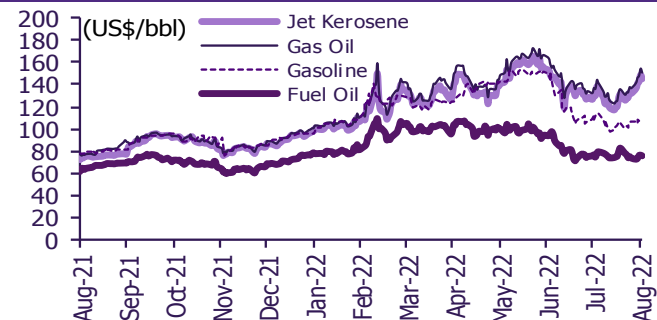
Crude prices



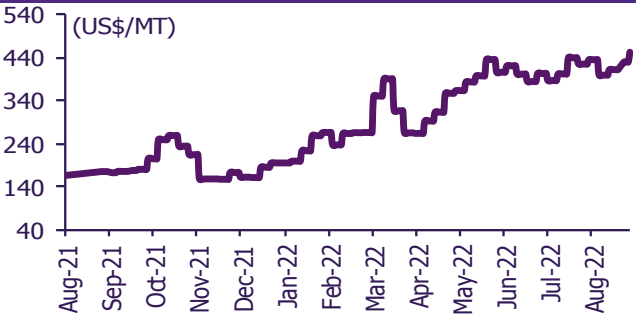
SG Dubai Hydrocracking Refinery Margin



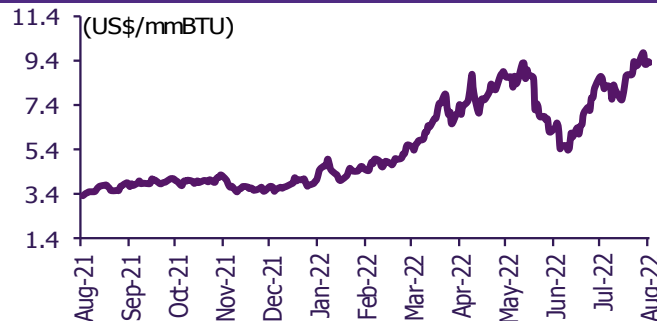
Oil product prices



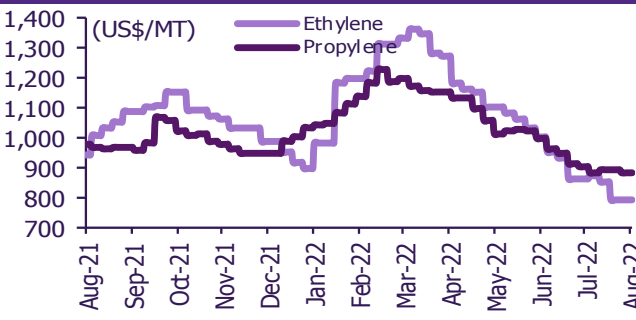
Coal price (NEX)



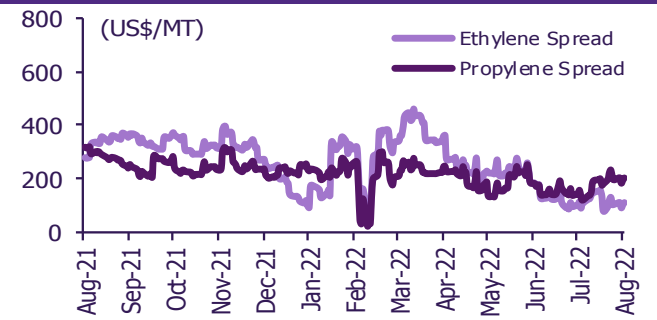
Natural gas prices (Henry hub)



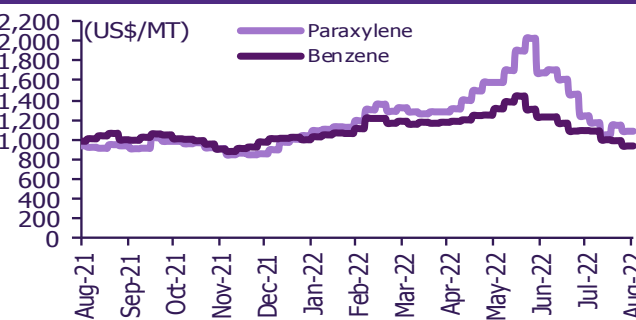
Olefins prices



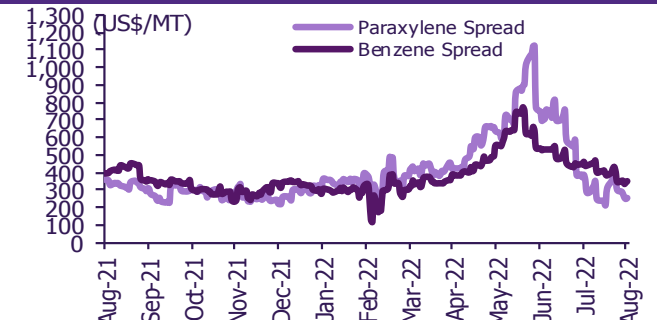
Olefins spreads



Aromatics prices

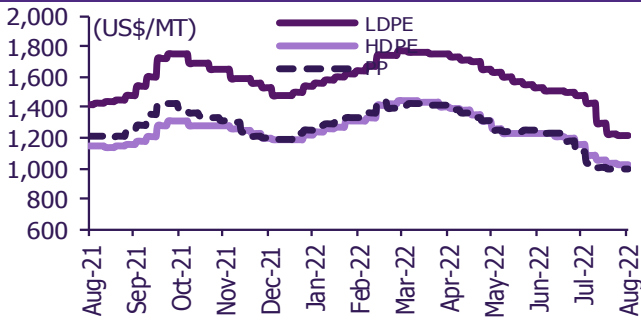


Aromatics spreads

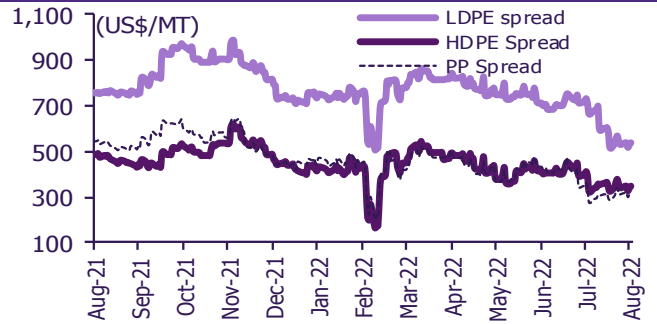


Commodities daily chart update

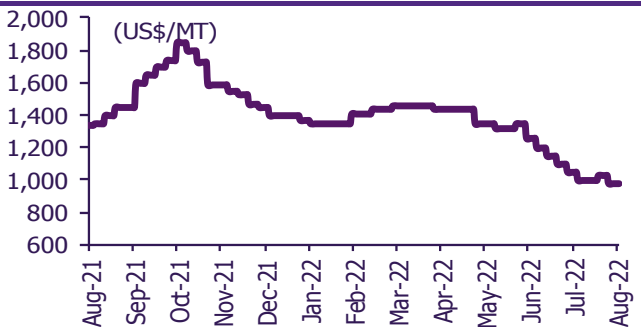
Polyolefins prices



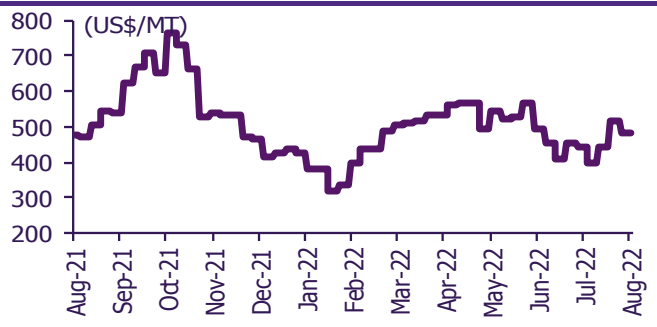
Polyolefins-Naphtha spreads



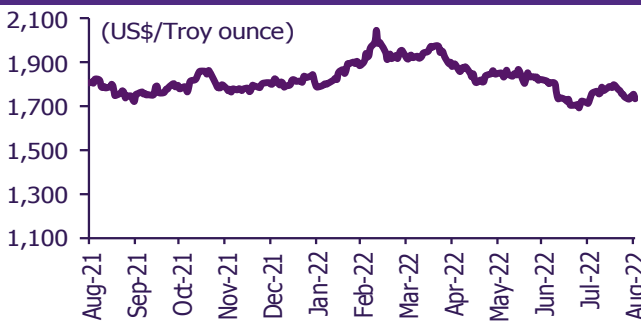
PVC price



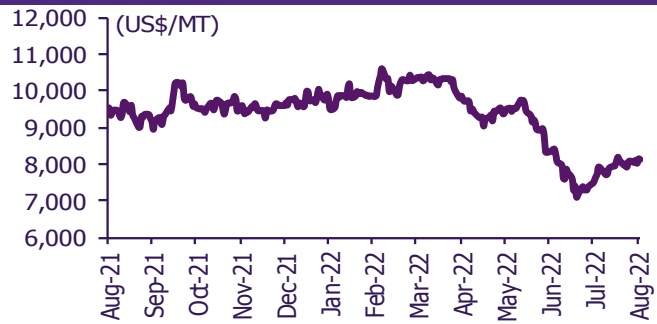
PVC spread



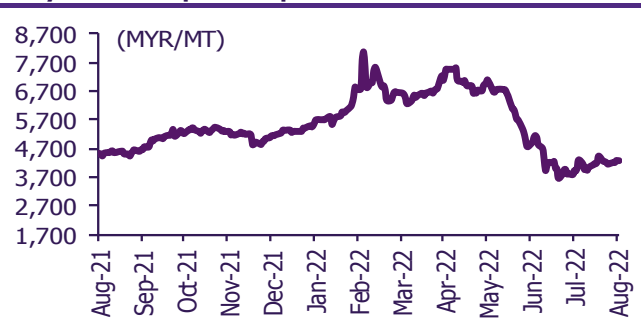
Gold price



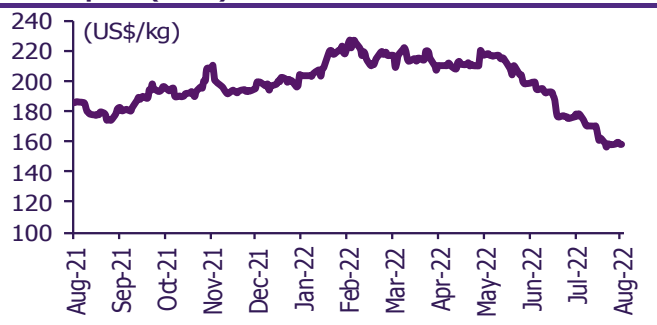
LME copper price



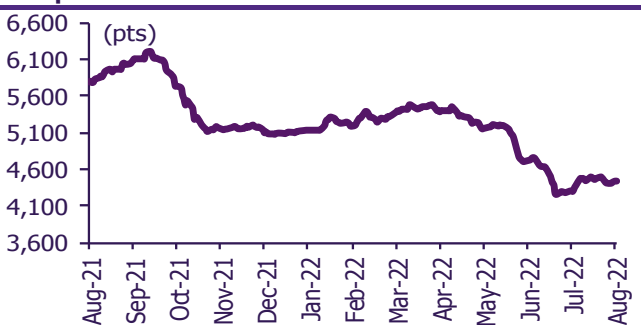
Malaysian crude palm oil price



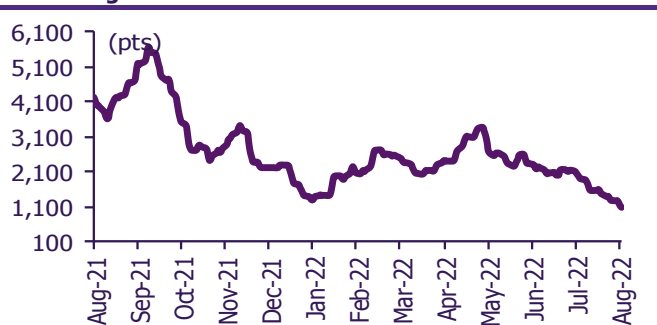
Rubber price (RSS3) futures



Steel price index



Baltic freight index



Source: Bloomberg Financial L.P., TQ Professional, BANPU, BOT, SCBS Investment Research

Short sales

	Volume (Shares)	Turnover (Bt)	Average price (Bt)	Last price 26-Aug-22	Gap between last close and short	Short sale volume comparing with main board
BAFS	149,900	4,197,200	28.00	28.00	0.00	32.96
AIT	476,500	3,097,250	6.50	6.45	0.78	31.87
ADVANC-R	1,026,300	197,745,150	192.68	192.50	0.09	27.00
INTUCH-R	377,700	27,344,075	72.40	72.25	0.20	25.74
IRPC	7,491,400	26,120,658	3.49	3.50	(0.38)	22.95
CHG-R	5,548,100	19,992,554	3.60	3.60	0.10	22.62
HMPRO	3,226,400	44,524,320	13.80	13.90	(0.72)	21.78
COM7-R	3,762,300	134,090,800	35.64	35.50	0.40	21.05
SAWAD-R	996,400	50,158,100	50.34	50.75	(0.81)	20.90
MBK	709,000	10,993,460	15.51	15.70	(1.24)	19.78
PTT	6,930,500	261,626,375	37.75	38.00	(0.66)	19.75
KCE-R	2,153,900	121,687,700	56.50	56.50	(0.01)	19.13
WORK	137,500	2,613,460	19.01	18.90	0.57	18.53
TIDLOR-R	1,197,800	36,321,900	30.32	30.25	0.24	17.66
AP	2,141,600	21,890,960	10.22	10.30	(0.76)	17.45
GPSC-R	1,438,300	95,931,175	66.70	67.00	(0.45)	17.39
ORI-R	240,000	2,472,000	10.30	10.30	0.00	16.93
BLAND	400,000	400,000	1.00	1.01	(0.99)	16.76
SGP	51,700	590,930	11.43	11.50	(0.61)	16.38
BAM-R	2,301,200	41,758,990	18.15	18.20	(0.29)	15.45
BTS	4,442,900	37,134,955	8.36	8.40	(0.50)	15.35
JAS-R	3,036,200	8,048,492	2.65	2.64	0.41	15.30
THG-R	637,000	42,960,350	67.44	67.75	(0.46)	15.26
ADVANC	573,100	110,469,700	192.76	192.50	0.13	15.08
BANPU	15,621,500	227,019,950	14.53	14.60	(0.46)	14.82
TASCO	182,900	3,054,430	16.70	16.70	0.00	14.79
BDMS	5,794,500	161,819,475	27.93	28.00	(0.26)	14.72
MTI	1,200	158,400	132.00	131.50	0.38	14.63
SPALI	666,900	13,077,280	19.61	19.60	0.05	14.52
PRM	808,400	4,841,405	5.99	5.90	1.51	14.07
KEX-R	255,200	5,450,820	21.36	21.30	0.28	14.06
BJC-R	182,200	6,103,700	33.50	33.75	(0.74)	13.99
SCGP-R	776,800	43,930,325	56.55	56.75	(0.35)	13.95
GLOBAL-R	1,063,500	20,967,030	19.72	19.80	(0.43)	13.81
PSL-R	1,918,300	29,657,480	15.46	15.40	0.39	13.59
SUPEREIF	55,300	624,890	11.30	11.30	0.00	13.45
VGI-R	7,890,900	35,100,562	4.45	4.42	0.64	13.44
JMT-R	1,054,200	80,172,100	76.05	76.75	(0.91)	13.27
MINT-R	1,834,300	60,611,375	33.04	33.00	0.13	13.24
AMATAV	13,000	100,100	7.70	7.65	0.65	13.21
CPN-R	1,252,900	83,576,225	66.71	66.25	0.69	13.07
BAY	89,700	2,982,525	33.25	32.75	1.53	13.04
BCH-R	1,904,700	36,336,780	19.08	19.00	0.41	12.94
BEC-R	1,077,000	14,879,350	13.82	14.00	(1.32)	12.83
TRUE-R	12,474,000	56,897,950	4.56	4.60	(0.84)	12.82
CK-R	711,700	14,872,040	20.90	20.90	(0.02)	12.57
JMART-R	1,078,700	55,887,400	51.81	52.25	(0.84)	12.42
IVL-R	1,784,300	81,183,025	45.50	45.50	0.00	12.34
CENDEL	568,200	24,848,650	43.73	42.75	2.30	12.17
MAJOR	415,000	8,060,000	19.42	19.30	0.63	12.15
HMPRO-R	1,797,900	24,811,020	13.80	13.90	(0.72)	12.14
AAV	1,798,100	4,932,652	2.74	2.72	0.86	12.00
AOT-R	3,144,500	227,372,675	72.31	72.25	0.08	11.94
UVAN	73,500	543,100	7.39	7.35	0.53	11.78
IRPC-R	3,844,700	13,408,988	3.49	3.50	(0.35)	11.78
BEC	987,800	13,728,040	13.90	14.00	(0.73)	11.77
TISCO	321,300	29,997,025	93.36	93.00	0.39	11.73
TISCO-R	320,600	29,945,625	93.40	93.00	0.44	11.71
TTB-R	42,087,600	54,498,339	1.29	1.28	1.16	11.69
GPSC	957,000	63,880,575	66.75	67.00	(0.37)	11.57
BGRIM	963,300	34,833,800	36.16	36.25	(0.25)	11.57
NER	235,900	1,391,810	5.90	5.95	(0.84)	11.29
AMATA-R	1,159,500	23,175,570	19.99	20.10	(0.56)	11.10
OR-R	1,955,600	52,798,500	27.00	27.00	(0.01)	11.07
BGRIM-R	915,000	33,023,875	36.09	36.25	(0.44)	10.99
MINT	1,497,200	49,497,400	33.06	33.00	0.18	10.81
PLANB-R	2,621,600	17,593,355	6.71	6.65	0.92	10.68
GFPT	751,000	11,784,950	15.69	15.40	1.90	10.61
KCE	1,190,900	67,350,950	56.55	56.50	0.10	10.58
PTTGC-R	1,288,800	61,365,350	47.61	47.75	(0.28)	10.55
PLAT	20,200	65,852	3.26	3.24	0.62	10.45
AWC-R	1,605,800	8,937,530	5.57	5.50	1.20	10.17
BBL-R	1,344,300	186,942,500	139.06	138.00	0.77	10.11
STGT	701,200	10,135,190	14.45	14.40	0.38	10.08
TOP-R	1,212,700	73,713,425	60.78	61.00	(0.35)	10.07
TSTH	89,700	93,288	1.04	1.04	0.00	9.93
EGCO	129,600	23,387,700	180.46	181.00	(0.30)	9.51
BDMS-R	3,707,400	103,460,575	27.91	28.00	(0.33)	9.42
CENDEL-R	436,800	19,085,875	43.69	42.75	2.21	9.35
HANA-R	809,700	36,375,400	44.92	45.00	(0.17)	9.26
SPRC-R	2,588,100	33,463,020	12.93	12.90	0.23	9.24
BJC	118,400	3,970,650	33.54	33.75	(0.63)	9.09
EPG-R	293,200	2,859,645	9.75	9.80	(0.48)	9.06
DOHOME-R	1,583,900	25,150,420	15.88	15.80	0.50	9.03
TCAP	201,800	8,172,900	40.50	40.50	0.00	9.01
SO	13,900	165,410	11.90	11.90	0.00	8.96
DOHOME	1,564,900	24,842,700	15.87	15.80	0.47	8.92
LOXLEY	52,300	121,336	2.32	2.28	1.75	8.88
EGATIF	56,500	389,855	6.90	6.95	(0.72)	8.81
EA-R	762,900	62,987,225	82.56	83.00	(0.53)	8.80

	Volume (Shares)	Turnover (Bt)	Average price (Bt)	Last price 26-Aug-22	Gap between last close and short	Short sale volume comparing with main board
TTB	31,529,900	40,776,057	1.29	1.28	1.04	8.76
LH	2,085,500	18,217,060	8.74	8.70	0.40	8.71
RCL-R	456,800	15,801,025	34.59	34.50	0.26	8.54
GLOBAL	654,400	12,871,120	19.67	19.80	(0.66)	8.50
CPALL-R	1,161,400	71,713,575	61.75	61.75	0.00	8.38
SENA	77,900	311,600	4.00	4.00	0.00	8.37
CRC-R	970,800	38,911,675	40.08	40.00	0.21	8.36
PSL	1,161,000	17,995,500	15.50	15.40	0.65	8.23
TQM-R	284,700	12,132,425	42.61	43.00	(0.90)	8.11
PTT-R	2,782,600	104,858,125	37.68	38.00	(0.83)	7.93
DELTA-R	239,400	137,331,200	573.65	578.00	(0.75)	7.92
THANI-R	2,207,000	9,714,456	4.40	4.44	(0.86)	7.88
BLA-R	774,200	27,808,700	35.92	35.50	1.18	7.78
MBK-R	272,600	4,260,290	15.63	15.70	(0.46)	7.61
TTA-R	457,300	3,846,320	8.41	8.35	0.73	7.59
TU-R	1,129,600	19,466,700	17.23	17.30	(0.39)	7.49
LH-R	1,782,900	15,597,125	8.75	8.70	0.55	7.45
TVI	10,600	180,200	17.00	16.90	0.59	7.44
ITD	425,800	825,460	1.94	1.93	0.45	7.40
PTTEP-R	612,500	102,463,250	167.29	167.50	(0.13)	7.39
SINGER	357,400	17,327,325	48.48	47.75	1.53	7.29
RATCH-R	729,100	31,749,075	43.55	43.75	(0.47)	7.26
KBANK-R	1,913,500	301,076,600	157.34	157.00	0.22	7.22
TIPH-R	315,400	19,154,950	60.73	60.50	0.38	7.15
BH-R	563,700	121,933,200	216.31	216.00	0.14	7.04
SSP	228,300	2,266,310	9.93	9.85	0.78	7.03
SUPER	8,442,000	6,500,320	0.77	0.76	1.32	6.94
KSL-R	283,300	1,025,572	3.62	3.62	0.00	6.87
BEM-R	1,405,000	12,434,250	8.85	8.90	(0.56)	6.86
KEX	123,400	2,640,760	21.40	21.30	0.47	6.80
EGCO-R	92,200	16,650,250	180.59	181.00	(0.23)	6.77
AMATA	707,100	14,141,010	20.00	20.10	(0.50)	6.77
BTS-R	1,924,300	16,074,895	8.35	8.40	(0.55)	6.65
GUNKUL-R	3,793,600	18,967,034	5.00	4.98	0.40	6.50
CBG	1,311,100	136,788,400	104.33	103.00	1.29	6.44
QH-R	576,600	1,266,476	2.20	2.18	0.75	6.43
KKP	384,100	27,451,450	71.47	71.00	0.66	6.41
TU	961,000	16,647,210	17.32	17.30	0.13	6.37
OSP-R	206,000	6,437,500	31.25	31.25	0.00	6.33
KTB	2,603,500	43,218,100	16.60	16.60	0.00	6.31
ASP-R	212,300	666,122	3.14	3.12	0.57	6.25
PTTEP	508,800	85,179,400	167.41	167.50	(0.05)	6.14
SABUY	812,700	15,320,760	18.85	18.90	(0.26)	6.02
ICHI	368,500	3,302,430	8.96	8.85	1.26	6.02
EPG	194,200	1,898,085	9.77	9.80	(0.27)	6.00
KTB-R	2,460,300	40,960,410	16.65	16.60	0.29	5.96
STEC	427,000	5,261,110	12.32	12.30	0.17	5.96
PSH	33,000	422,400	12.80	12.70	0.79	5.88
WHA-R	6,491,100	22,380,622	3.45	3.46	(0.35)	5.84
TOP	699,900	42,573,725	60.83	61.00	(0.28)	5.81
JAS	1,136,100	3,013,270	2.65	2.64	0.47	5.72
TKC	3,900	86,970	22.30	22.30	0.00	5.71
IVL	819,600	37,235,125	45.43	45.50	(0.15)	5.67
CPALL	782,100	48,289,350	61.74	61.75	(0.01)	5.64
TCAP-R	124,100	5,026,050	40.50	40.50	0.00	5.54
GULF	1,741,800	87,789,325	50.40	51.50	(2.13)	5.52
SAWAD	262,200	13,224,050	50.43	50.75	(0.62)	5.50
OR	960,500	25,933,500	27.00	27.00	0.00	5.44
SPALI-R	249,500	4,922,250	19.73	19.60	0.66	5.43
DTAC	342,000	14,689,800	42.95	43.25	(0.69)	5.35
BBL	706,500	98,173,650	138.96	138.00	0.69	5.31
PRIME	40,500	55,890	1.38	1.36	1.47	5.24
PTTGC	633,500	30,176,750	47.63	47.75	(0.24)	5.19
BCPG	300,500	3,305,500	11.00	11.00	0.00	5.12
CKP-R	143,400	731,340	5.10	5.15	(0.97)	5.12
MTC-R	391,600	17,193,650	43.91	44.00	(0.21)	5.12
CBG-R	1,039,700	108,454,850	104.31	103.00	1.28	5.11
ASP	172,900	541,634	3.13	3.12	0.41	5.09
SCB-R	2,465,400	274,199,450	111.22	110.50	0.65	5.02
BA	104,900	1,114,930	10.63	10.70	(0.67)	4.96
DUSIT	4,400	50,600	11.50	11.70	(1.71)	4.96
KKP-R	295,400	21,109,750	71.46	71.00	0.65	4.93
BH	394,900	85,196,800	215.74	216.00	(0.12)	4.93
SINGER-R	235,600	11,348,075	48.17	47.75	0.87	4.80
QH	426,100	937,420	2.20	2.18	0.92	4.75
RCL	250,500	8,699,400	34.73	34.50	0.66	4.68
VIH	63,800	629,350	9.86	9.80	0.66	4.64
AP-R	565,200	5,804,320	10.27	10.30	(0.30)	4.61
BCPG-R	269,300	2,962,300	11.00	11.00	0.00	4.59
MAJOR-R	155,200	3,016,460	19.44	19.30	0.70	4.54
BCP-R	517,300	18,201,475	35.19	35.75	(1.58)	4.54
RBF	246,100	3,435,630	13.96	13.80	1.16	4.49
PLANB	1,075,000	7,165,350	6.67	6.65	0.23	4.38

Source: SET, SCBS Investment Research

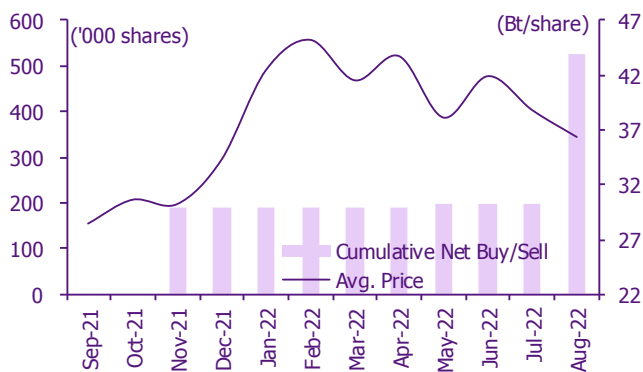
Director trade

1. Director trade as reported on August 26, 2022.

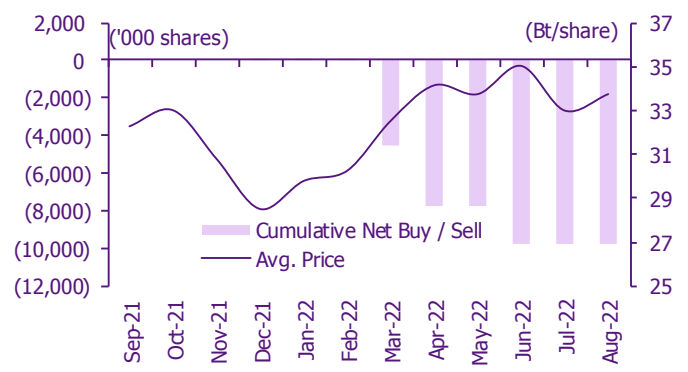
Company Name of Director	Product	Transaction date	Amount (Shares)	Average Price (Bt)	Amount (Bt)	Buy/Sell	
BIS Miss VIMOLRATTANA NUNTAVONG	Common Share	25-08-22	5,000	10.00	50,000	Sale	
BLA Mr. CHONE SOPHONPANICH	Common Share	24-08-22	300,000	36.42	10,926,000	Purchase	
DMT Mr. SOMBAT PANICHEWA	Common Share	24-08-22	250,000	10.50	2,625,000	Purchase	
DMT Mr. SOMBAT PANICHEWA	Common Share	25-08-22	25,000	10.50	262,500	Purchase	
LEO Mr. KETTIVIT SITTISOONTORNWONG	Common Share	25-08-22	50,000	13.20	660,000	Purchase	
MINT Mr. Emmanuel jude dillipraj Rajakarier	NVDR : underlying securities ordinary SHARE	25-08-22	20	33.75	675	Sale	
MINT Mr. Emmanuel jude dillipraj Rajakarier	Common Share	25-08-22	41	33.75	1,384	Sale	
PG Mr. PIRANART CHOKWATANA	Common Share	25-08-22	2,000	7.20	14,400	Purchase	
PROSPECT Mr. THAMMANOON LOKANPAI	Units	26-08-22	3,000	9.45	28,350	Purchase	
PSG Mr. CHAIYOD CHIRABOWORNKUL	Common Share	23-08-22	500,000	1.45	725,000	Sale	
SA Mr. KAJONSIT SINGSANSERN	Common Share	26-08-22	50,000	8.85	442,500	Purchase	
SAK Mr. SURASAK KAMTANET	Common Share	25-08-22	200,000	7.70	1,540,000	Sale	
STA Mr. KITICHAJ SINCHAROENKUL	Common Share	25-08-22	43,000	21.20	911,600	Purchase	
TKC Miss RADAKARN MEETAM	Common Share	24-08-22	4,000	22.20	88,800	Purchase	
TMILL Mr. PRAPAS CHUTIMAVORAPHAND	Common Share	24-08-22	6,000	3.82	22,920	Purchase	
TMW Mr. Hiroshi Yamada	Common Share	26-08-22	520,000	32.00	16,640,000	Sale	
TSTE Mr. PRAPAS CHUTIMAVORAPHAND	Common Share	24-08-22	1,400	7.00	9,800	Purchase	
UTP Mr. KUMJORN CHUENCHOCHIT	Common Share	25-08-22	61,600	17.40	1,071,840	Purchase	
UVAN Mr. APIRAG VANICH	Common Share	25-08-22	70,000	7.36	515,200	Purchase	
Total					Purchase	17,578,910	
					Sale	18,957,059	
					Net	<u>(1,378,149)</u>	

2. 12-month cumulative net buy/sell for SCBS-covered stocks with activity as of last close

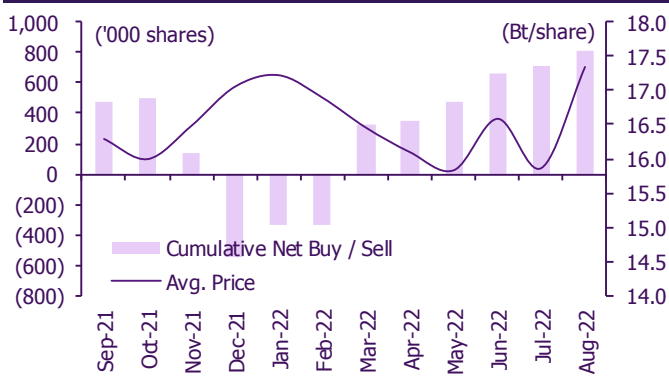
BLA



MINT



UTP



Corporate calendar

August				
Monday	Tuesday	Wednesday	Thursday	Friday
29	30	31		
XD AH Bt0.58 CEYE Bt0.15 FPI Bt0.08 FUTUREPF Bt0.28 HUMAN Bt0.06 KISS Bt0.06 LALIN Bt0.305 SIRI Bt0.04 SMD Bt0.25 SPCG Bt0.25 TIFI Bt0.125 TLHPF Bt0.1 TOA Bt0.25 XO Bt0.188 PD INETREIT Bt0.228 Share listing UREKA 7,122,507 Shares	XD BCPG Bt0.2 CPF Bt0.4 HTECH Bt0.1 IVL Bt0.4 KCAR Bt0.19 SSTRT Bt0.2 Company name change TQM to "TQM Alpha PCL" PD 1DIV Bt0.2	XD BCH Bt0.4 BCP Bt1.25 PD TFM Bt0.05		

September				
Monday	Tuesday	Wednesday	Thursday	Friday
			1	2
			XW SABUY 5 : 2 PD FTREIT Bt0.175 INSET Bt0.04 LPN Bt0.1	XD GAHREIT Bt0.15 GROREIT Bt0.3 LANNA Bt1.45 OR Bt0.35 PTTGC Bt0.75 PD BOL Bt0.13 CPNREIT Bt0.28 KIAT Bt0.01 RCL Bt1.75 SNC Bt0.65 VNG Bt0.1 WHABT Bt0.16 WHART Bt0.192
5	6	7	8	9
XD DRT Bt0.24 HPF Bt0.113 M-II Bt0.148 MLF Bt0.14 MNIT Bt0.02 MNIT2 Bt0.045 MNRF Bt0.02 M-STOR Bt0.076 PB Bt0.86 TTB Bt0.02 PD CPNG Bt0.235 DIF Bt0.26 POPF Bt0.2544 PPF Bt0.17 SCM Bt0.15 SIRIP Bt0.05 SPRIME Bt0.1493 SYNEX Bt0.18 TU Bt0.4 VCOM Bt0.12	XD BAY Bt0.4 LUXF Bt0.24 TTW Bt0.3 PD ADVANC Bt3.45 DCC Bt0.035 GGC Bt0.25 ILM Bt0.2 JASIF Bt0.23 MAKRO Bt0.18 PCSGH Bt0.15 RPH Bt0.2 SAT Bt0.38 SNNP Bt0.18 TPRIME Bt0.113 WORK Bt0.2	XD BBL Bt1.5 GPSC Bt0.2 KBANK Bt0.5 KKP Bt1.75 XE BANPU-W4 1 : 1 @Bt5 BIOTEC-W1 1 : 1 @Bt0.5 PD AJMCG Bt0.09 AJMRT Bt0.2225 ASIAN Bt0.25 BBGI Bt0.05 BSBM Bt0.02 JMT Bt0.49 NER Bt0.07 PDG Bt0.08 PIMO Bt0.02 PM Bt0.15 PT Bt0.2 RJH Bt2 SC Bt0.08 SGP Bt0.2 SPALI Bt0.7 STGT Bt0.5 TEAM Bt0.05 TKN Bt0.09 TKS Bt0.12 TNP Bt0.035	XD AFC Bt0.14 BPP Bt0.4 HTC Bt0.55 NSI Bt2.5 SSPF Bt0.154 SUSCO Bt0.12 PD AS Bt0.3 BH Bt1.15 BH-P Bt1.15 BJC Bt0.15 BKT Bt3.5 BOFFICE Bt0.174 B-WORK Bt0.1771 CCET Bt0.02 D Bt0.03 FSMART Bt0.2 GPI Bt0.05 IMPACT Bt0.1 INTUCH Bt1.76 KTBSTMR Bt0.1779 M Bt0.5 MBAX Bt0.12 NSL Bt0.25 QH Bt0.04 SABINA Bt0.61 SKR Bt0.08 SPRC Bt0.96 STA Bt0.85 STA Bt0.15 SWC Bt0.125 THANA Bt0.05 UEC Bt0.06	PD ADD Bt0.11 AI Bt0.25 AIT Bt0.15 AJ Bt0.38 AMATA Bt0.2 ARROW Bt0.1 ASP Bt0.07 AUCT Bt0.15 BCPG Bt0.2 BGC Bt0.1 BGRIM Bt0.03 BIS Bt0.06 BLESS Bt0.05 CBG Bt0.75 CHG Bt0.085 CSS Bt0.04 EASON Bt0.04 ECL Bt0.05 FORTH Bt0.15 FPI Bt0.08 GC Bt0.2 HPT Bt0.018 HTECH Bt0.1 III Bt0.15 JMART Bt0.45 JUBILE Bt0.38 KAMART Bt0.05 KCC Bt0.0379 KCE Bt1 LALIN Bt0.305 LEO Bt0.2 LH Bt0.25 LPH Bt0.1 MEGA Bt0.75 MGT Bt0.03 ONEE Bt0.12 OSP Bt0.45 PHOL Bt0.08 PROSPECT Bt0.2285 PSH Bt0.31 SAMTEL Bt0.06 SENA Bt0.12692 SINGER Bt0.3 SMIT Bt0.14 SMPB Bt0.6 SNP Bt0.1 SO Bt0.15 SPCG Bt0.25 SSP Bt0.2 TACC Bt0.17 TFG Bt0.1 TKC Bt0.2 TMT Bt0.15 TNITY Bt0.175 TOG Bt0.17 TQM Bt0.7 TQR Bt0.14 UVAN Bt0.3 WINNER Bt0.06

XD - Cash Dividend
XD(ST) - Stock Dividend

PD - Payment Date
XR - Rights for Common

XW - Rights for Warrant
XT - Rights for Transferable Subscription Right

XE - Warrant Exercise
CW - Capital write-down

SP - Suspension

Disclaimer

The information in this report has been obtained from sources believed to be reliable. However, its accuracy or completeness is not guaranteed. Any opinions expressed herein reflect our judgment at this date and are subject to change without notice. This report is for information only. It is not to be construed as an offer, or solicitation of an offer to sell or buy any securities. We accept no liability for any loss arising from the use of this document. We or our associates may have an interest in the companies mentioned therein.

SCB Securities Company Limited ("SCBS") is a wholly-owned subsidiary of The Siam Commercial Bank Public Company Limited ("SCB"). Any information related to SCB is for sector comparison purposes.

This document is prepared by SCB Securities Company Limited ("SCBS") which is wholly-owned by the Siam Commercial Bank Public Company Limited ("SCB"). SCB acts as financial advisor of the SCG Chemicals Public Company Limited (SCGC). Any opinions, news, research, analyses, prices, statements, forecasts, projections and/or other information contained in this document (the "Information") is provided as general information purposes only and shall not be construed as individualized recommendation of an offer to buy or sell or the solicitation of an offer to buy or sell any securities. SCBS and/or its directors, officers and employees shall not be liable for any direct, indirect, incidental, special or consequential loss or damage, resulting from the use of or reliance on the Information, including without limitation to, damages for loss of profits. The investors shall use the Information in association with other information and opinion, including their own judgment in making investment decision. The Information is obtained from sources believed to be reliable, and SCBS cannot guarantee the accuracy, completeness and/or correctness of the Information.

This document is prepared by SCB Securities Company Limited ("SCBS") which is wholly-owned by The Siam Commercial Bank Public Company Limited ("SCB"). SCB may be appointed to act as financial advisor in relation to transactions to be carried out by Thai Oil Company Limited. Any opinions, news, research, analyses, prices, statements, forecasts, projections and/or other information contained in this document (the "Information") is provided as general information purposes only and shall not be construed as individualized recommendation of an offer to buy or sell or the solicitation of an offer to buy or sell any securities. SCBS and/or its directors, officers and employees shall not be liable for any direct, indirect, incidental, special or consequential loss or damage, resulting from the use of or reliance on the Information, including without limitation to, damages for loss of profits. The investors shall use the Information in association with other information and opinion, including their own judgment in making investment decision. The Information is obtained from sources believed to be reliable, and SCBS cannot guarantee the accuracy, completeness and/or correctness of the Information.

This document is prepared by SCB Securities Company Limited ("SCBS") which is wholly-owned by The Siam Commercial Bank Public Company Limited ("SCB"). SCB has acted as Financial Advisor, Lead Arranger of Global Power Synergy Public Company Limited. Any opinions, news, research, analyses, prices, statements, forecasts, projections and/or other information contained in this document (the "Information") is provided as general information purposes only, and shall not be construed as individualized recommendation of an offer to buy or sell or the solicitation of an offer to buy or sell any securities. SCBS and/or its directors, officers and employees shall not be liable for any direct, indirect, incidental, special or consequential loss or damage, resulting from the use of or reliance on the Information, including without limitation to, damages for loss of profits. The investors shall use the Information in association with other information and opinion, including their own judgment in making investment decision. The Information is obtained from sources believed to be reliable, and SCBS cannot guarantee the accuracy, completeness and/or correctness of the Information.

This document is prepared by SCB Securities Company Limited ("SCBS") which is wholly-owned by The Siam Commercial Bank Public Company Limited ("SCB"). SCB Asset Management Company Limited ("SCBAM") which is wholly-owned by The Siam Commercial Bank Public Company Limited ("SCB"). SCB has acted as Financial Advisor of Digital Telecommunications Infrastructure Fund. SCBAM has acted as Fund Manager of Digital Telecommunications Infrastructure Fund. Any opinions, news, research, analyses, prices, statements, forecasts, projections and/or other information contained in this document (the "Information") is provided as general information purposes only, and shall not be construed as individualized recommendation of an offer to buy or sell or the solicitation of an offer to buy or sell any securities. SCBS and/or its directors, officers and employees shall not be liable for any direct, indirect, incidental, special or consequential loss or damage, resulting from the use of or reliance on the Information, including without limitation to, damages for loss of profits. The investors shall use the Information in association with other information and opinion, including their own judgment in making investment decision. The Information is obtained from sources believed to be reliable, and SCBS cannot guarantee the accuracy, completeness and/or correctness of the Information.

SCBS reserves the right to modify the Information from time to time without notice and in its sole discretion. This document is delivered to intended recipient(s) only and is not permitted to reproduce, retransmit, disseminate, sell, distribute, republish, circulate or commercially exploit the Information in any manner without the prior written consent of SCBS.

Futures and Options trading carry a high level of risk with the potential for substantial losses, and are not suitable for all persons. Before deciding to trade Futures and Options, you should carefully consider your financial position, investment objectives, level of experience, and risk appetite if Futures and Options trading are appropriate. The possibility exists that you could sustain a loss of some or all of your initial investment. You should be aware of all the risks associated with Futures and Options trading, and you are advised to rely on your own judgment while making investment decision and/or should seek advice from professional investment advisor if you have any doubts.

This document is delivered to intended recipient(s) only and is not permitted to reproduce, retransmit, disseminate, sell, distribute, republish, circulate or commercially exploit the Information in any manner without the prior written consent of SCBS.

Copyright©2012 SCB Securities Company Limited. All rights reserved.

CG Rating 2021 Companies with CG Rating

Companies with Excellent CG Scoring

AAV, ADVANC, AF, AH, AIRA, AKP, AKR, ALT, AMA, AMATA, AMATAV, ANAN, AOT, AP, ARIP, ARROW, ASP, AUCTION, AWC, AYUD, BAFS, BANPU, BAY, BBL, BCP, BCPG, BDMS, BEM, BGC, BGRIM, BIZ, BKI, BOL, BPP, BRR, BTS, BTW, BWG, CENTEL, CFRESH, CHEWA, CHO, CIMBT, CK, CKP, CM, CNT, COM7, COMAN, COTTO, CPALL, CPF, CPI, CPN, CRC, CSS, DDD, DELTA, DEMCO, DRT, DTAC, DUSIT, EA, EASTW, ECF, ECL, EE, EGCO, EPG, ETC, FPI, FPT, FSMART, GBX, GC, GCAP, GFPT, GGC*, GLAND, GLOBAL, GPI, GPSC, GRAMMY, GULF, GUNKUL, HANA, HARN, HMPRO, ICC, ICHI, III, ILINK, ILM, INTUCH, IP, IRPC, ITEL, IVL, JSP, JWD, K, KBANK, KCE, KKP, KSL, KTB, KTC, LALIN, LANNA, LH, LHFG, LIT, LPN, MACO, MAJOR, MAKRO, MALEE, MBK, MBKET, MC, MCOT, METCO, MFEC, MINT, MONO, MOONG, MSC, MTC, MVP, NCL, NEP, NER, NKI, NOBLE, NSI, NVD, NWR, NYT, OISHI, OR, ORI, OSP, OTO, PACE, PACO, PAF, PCSGH, PDG, PDJ, PG, PHOL*, PLANB, PLANET, PLAT, PORT, PPS, PR9, PREB, PRG, PRM, PROUD, PSH, PSL, PTG, PTT, PTTEP, PTTGC, PYLON, Q-CON, QH, QTC, RATCH, RS, S, S & J, SAAM, SABINA, SAMART, SAMTEL, SAT, SC, SCB, SCC, SCCC, SCG, SCGP, SCM, SDC, SEAFCO, SEAOL, SE-ED, SELIC, SENA, SHR, SIRI, SIS, SITHAI, SMK, SMP, SNC, SONIC, SPALI, SPI, SPRC, SPVI, SSSC, SST, STA, STEC*, STI, SUN, SUSCO, SUTHA, SVI*, SYMC, SYNTEC, TACC, TASC, TCAP, TEAMG, TFMAMA, TGH, THANA, THANI, THCOM, THG, THIP, THRE, THREL, TIP¹, TIPCO, TISCO, TK, TKT, TMT, TNDT, TNITY, TOA, TOP, TPBI, TQM, TRC, TRU, TRUE, TSC, TSR, TSTE, TSTH, TTA, TTB, TTCL, TTW, TU, TVD, TVI, TVO, TWPC, U, UAC, UBIS, UV, VGI, VIH, WACOAL, WAVE, WHA, WHAUP, WICE, WINNER, ZEN

Companies with Very Good CG Scoring

2S, 7UP, ABICO, ABM, ACE, ACG, ADB, AEONTS, AGE, AHC, AIT, ALL, ALLA, ALUCON, AMANAH, AMARIN, APCO, APCS, APURE, AQUA, ASEFA, ASIAN, ASK, ATP30, BA, BC, BEC, BFIT, BJCHI, BR, CBG, CGH, CHAYO, CHOTI, CI, CMC, CPL, CRD, CSP, DCC, ASAP, ASIA, ASIMAR, ASN, B, BAM, BCH, BEYOND, BJC, BLA, BROOK, CEN, CHARAN, CHG, CHOW, CIG, COLOR, CPW, CSC, CWT, DCON, DHOUSE, DOD, DOHOME, EAV, EASON, EFORL, ERW, ESSO, ESTAR, ETE, FE, FLOYD, FN, FNS, FORTH, FSS, FTE, FVC, GEL, GENCO, GJS, GYT, HEMP, HPT, HTC, HYDRO, ICN, IFS, IMH, IND, INET, INSURE, IRC, IRPC, IT, ITD*, J, JAS, JCK, JCKH, JMART, JMT, KBS, KCAR, KEX, KGI, KIAT*, KISS, KOOL, KTIS, KUMWEL, KUN, KWC, KWM, L&E, LDC, LEO, LHK, LOXLEY, LRH, LST, M, MATCH, MBAX, MEGA, META, MFC*, MGT, MICRO, MILL, MITSIB, MK, MODERN, MTI, NBC, NCAP, NCH, NETBAY, NEX, NINE, NRF, NTV, OCC, OGC, PATO, PB, PICO, PIMO, PJW, PL, PM, PMTA, PPP, PPPM, PRIME, PRIN, PRINC, PSTC, PT, QLT, RBF, RCL, RICHY, RML, ROJNA, RPC, RT, RWI, S11, SA, SAK, SALEE, SAMCO, SANKO, SAPPE, SAWAD, SCI, SCN, SCP, SE, SFLEX, SFP, SFT, SGF, SIAM, SINGER, SKE, SKN, SKR, SKY, SLP, SMIT, SMT, SNP, SO, SORKON, SPA, SPC, SPCG, SR, SRICHA, SSC, SSF, STANLY, STGT, STOWER*, STPI, SUC, SWC, SYNEX, T, TAE, TAKUNI, TBSP, TCC, TCMC, TEAM, TFG, TFI, TIGER, TITLE, TKN, TKS, TM, TMC, TMD, TMI, TMILL, TNL, TNP, TOG, TPA, TPAC, TPCS, TPS, TRITN, TRT, TSE, TVT, TWP, UEC, UMI, UOBKH, UP, UPF, UPOIC, UTP, VCOM, VL, VNT, VPO, VRANDA, WGE, WIJK, WP, XO, XPG, YUASA

Companies with Good CG Scoring

A, AI, AIE, AJ, AMC, APP, AQ, ARIN, AS, AU, B52, BEAUTY, BGT, BH, BIG, BLAND, BM, BROCK, BSBM, BSM, BYD*, CCP, CITY, CMO, CPT, CSR, EKH, EP, FMT, GLOCON*, GSC, HTECH, IHL, INGRS, JAK, JTS, KASET, KK, KWG, LEE, BTNC, CAZ, CGD, CMAN, CMR, CRANE, D, EMC, F&D, GIFT, GREEN, GTB, HUMAN, IIG, INOX, JR, JUBILE, KCM, KKC, KYE, LPH, MATI, M-CHAI, MCS, MDX, MJD, MORE, MUD, NC, NDR, NFC, NNCL, NOVA, NPK, NUSA, OCEAN, PAF, PF, PK, PLE, PPM, PRAKIT, PRAPAT, PRECHA, PTL, RCI², RJH, RP, RPH, RSP, SABUY, SF, SGP, SICT, SIMAT, SISB, SK, SMART, SOLAR, SPACK, SPG, SQ, SSP, STARK, STC, SUPER, SVOA, TC, TCCC, THMUI, TNH, TNR, TOPP, TPCH, TPIPL, TPIPP, TPLAS, TPOLY, TQR, TTI, TYCN, UKEM, UMS, UNIQ, UPA, UREKA, VIBHA, W, WIN, WORK, WPH, YGG, ZIGA

Corporate Governance Report

The material contained in this publication is for general information only and is not intended as advice on any of the matters discussed herein. Readers and others should perform their own independent analysis as to the accuracy or completeness or legality of such information. The Thai Institute of Directors, its officers, the authors and editor make no representation or warranty as to the accuracy, completeness or legality of any of the information contained herein. By accepting this document, each recipient agrees that the Thai Institute of Directors Association, its officers, the authors and editor shall not have any liability for any information contained in, or for any omission from, this publication.

The survey result is as of the date appearing in the Corporate Governance Report of Thai Listed Companies. As a result, the survey result may be changed after that date. SCB Securities Company Limited does not conform nor certify the accuracy of such survey result.

To recognize well performers, the list of companies attaining "Good", "Very Good" and "Excellent" levels of recognition

(Not including listed companies qualified in the "no announcement of the results" clause from 1 January 2020 to 26 October 2021) is publicized.

¹ TIP was voluntarily delisted from the Stock Exchange of Thailand effectively on July 24, 2021

² RCI was voluntarily delisted from the Stock Exchange of Thailand, effectively on July 16, 2021

* บริษัทหรือกรรมการหรือผู้บริหารของบริษัทที่มีข่าวด้านกฏการกีดกันผู้ถือหุ้น เช่น การกระทำความผิดเกี่ยวกับหลักทรัพย์ การทุจริต คอรัปชัน เป็นต้น ซึ่งการใช้ข้อมูล CGR ควรตระหนักถึงข้อดังกล่าวประกอบด้วย

Anti-corruption Progress Indicator

Certified (ได้รับการรับรอง)

2S, 7UP, ADVANC, AF, AI, AIE, AIRA, AKP, AMA, AMANAH, AMATA, AMATAV, AP, APCS, AQUA, ARROW, AS, ASIAN, ASK, ASP, AWC, AYUD, B, BAFS, BAM, BANPU, BAY, BBL, BCH, BCP, BCPG, BEB, BEYOND, BGC, BGRIM, BKI, BLA, BPP, BROOK, BRR, BSBM, BTS, BWG, CEN, CENTEL, CFRESH, CGH, CHEWA, CHOTI, CHOW, CIG, CIMBT, CM, CMC, COM7, COTTO, CPALL, CPF, CPI, CPN, CSC, DCC, DELTA, DEMCO, DIMET, DRT, DTAC, DUSIT, EA, EASTW, ECL, EGCO, EP, EPG, ERW, ESTAR, ETE, FE, FNS, FPI, FPT, FSMART, FSS, FTE, GBX, GC, GCAP, GEL, GFPT, GGC, GJS, GPI, GPSC, GSTEEL, GULF, GUNKUL, HANA, HARN, HEMP, HENG, HMPRO, HTC, ICC, ICHI, IFS, ILINK, INET, INSURE, INTUCH, IRC, IRPC, ITEL, IVL, JKN, JR, K, KASET, KBANK, KBS, KCAR, KCE, KGI, KKP, KSL, KTB, KTC, KWI, L&E, LANNA, LH, LHFG, LHK, LPN, LRH, M, MAKRO, MALEE, MATCH, MBAX, MBK, MC, MCOT, META, MFC, MFC, MILL, MINT, MONO, MOONG, MSC, MST, MTC, MTI, NATION, NBC, NEP, NINE, NKI, NOBLE, NOK, NSI, NWR, OCC, OGI, ORI, PAP, PATO, PB, PCSGH, PDG, PDJ, PG, PHOL, PK, PL, PLANB, PLANET, PLAT, PM, PPF, PPPM, PPS, PR9, PREB, PRG, PRINC, PRM, PROS, PSH, PSL, PSTC, PT, PTG, PTT, PTTEP, PTTGC, PYLON, Q-CON, QH, QLT, QTC, RATCH, RML, RWI, S&J, SAAM, SABINA, SAPPE, SAT, SC, SUCT, SCC, SCCC, SCG, SCGP, SCM, SCN, SEAOL, SE-ED, SELIC, SENA, SGP, SINGER, SIRI, SITHAI, SKR, SMIT, SMC, SMP, SNC, SNP, SORKON, SPACK, SPALI, SPC, SPI, SPRC, SRICHA, SSF, SSSC, SST, STA, STOWER, SUSCO, SVI, SYMC, SYNTEC, TAE, TAKUNI, TASC, TCAP, TCMC, TFG, TFI, TFMAMA, TGH, THANI, THCOM, THIP, THRE, THREL, TIDLOR, TIPCO, TISCO, TKS, TKT, TMILL, TMT, TNITY, TNL, TNP, TNR, TOG, TOP, TOPP, TPA, TPCS, TPP, TRU, TRUE, TSC, TSTE, TSTH, TTA, TTB, TTCL, TU, TVDH, TVI, TVO, TWPC, U, UBE, UBIS, UEC, UKEM, UOBKH, UPF, UV, VGI, VIH, WACOAL, WHA, WHAUP, WICE, WIJK, XO, YUASA, ZEN, ZIGA

Declared (ประกาศเจตนาสมัคร)

AH, AJ, ALT, APCO, B52, BEC, CHG, CI, CPL, CPR, CPW, CRC, DDD, DHOUSE, DOHOME, ECF, EKH, ETC, EVER, FLOYD, GLOBAL, III, ILM, INOX, JTS, KEX, KUMWEL, LDC, MAJOR, MEGA, NCAP, NOVA, NRF, NUSA, NYT, OR, PIMO, PLE, RS, SAK, SIS, STECH, STGT, SUPER, SVT, TKN, TMI, TQM, TSI, VARO, VCOM, VIBHA, WIN

N/A

3K-BAT, A, A5, AAV, ABICO, ABM, ACAP, ACC, ACE, ACG, ADB, ADD, AEONTS, AFC, AGE, AHC, AIT, AJA, AKR, ALL, ALLA, ALPHAX, ALUCON, AMARIN, AMC, AMR, ANAN, AOT, APEX, APP, APURE, AQ, ARIN, ARIP, ASAP, ASEFA, ASIA, ASIMAR, ASN, ASW, ATP30, AU, AUCT, BA, BBGI, BBIK, BC, BCT, BDMS, BEAUTY, BEM, BFIT, BGT, BH, BIG, BIOTEC, BIS, BIZ, BJC, BJCHI, BKD, BLAND, BLESS, BLISS, BM, BOL, BR, BRI, BROCK, BSM, BTNC, BTW, BUI, BYD, CAZ, CBG, CCET, CCP, CEYE, CGD, CHARAN, CHAYO, CHIC, CHO, CITY, CIVIL, CK, CKP, CMAN, CMO, CMR, CNT, COLOR, COMAN, CPANEL, CPH, CPT, CRANE, CRD, CSP, CSR, CSS, CTW, CV, CWT, D, DCON, DITTO, DMT, DOD, DPAINT, DTIC, DV8, EASON, EE, EFORL, EMC, ESSO, F&D, FANCY, FMT, FN, FORTH, FTI, FVC, GENCO, GIFT, GL, GLAND, GLOCON, GLORY, GRAMMY, GRAND, GREEN, GSC, GTB, GYT, HFT, HL, HPT, HTECH, HUMAN, HYDRO, ICN, IFEC, IHL, IIG, IMH, IND, INGRS, INSET, IP, IRPC, IT, ITD, J, JAK, JAS, JCK, JCKH, JCT, JDF, JMART, JMT, JP, JUBILE, JWD, KAMART, KC, KCC, KCM, KDH, KIAT, KISS, KK, KKC, KOOL, KTIS, KUN, KWC, KWM, KYE, LALIN, LEE, LEO, LIT, LOXLEY, LPH, LST, MACO, MANRIN, MATI, MAX, M-CHAI, MCS, MDX, MENA, METCO, MGT, MICRO, MIDA, MITSIB, MJD, MK, ML, MODERN, MORE, MPIC, MUD, MVP, NC, NCH, NCL, NDR, NER, NETBAY, NEW, NEWS, NEX, NFC, NNCL, NPK, NSL, NTV, NV, NVD, OHTL, OISHI, ONEE, OSP, OTO, PACE, PACO, PAF, PEACE, PERM, PF, PICO, PIN, PJW, PLUS, PMTA, POLAR, POMUI, PORT, POST, PPM, PRAKIT, PRAPAT, PRECHA, PRIME, PRIN, PRO, PROEN, PROUD, PSG, PTC, PTECH, PTL, RAM, RBF, RCL, RICHY, RJH, ROCK, ROH, ROJNA, RP, RPC, RPH, RSP, RT, S, S11, SA, SABUY, SAFARI, SALEE, SAM, SAMART, SAMCO, SAMTEL, SANKO, SAUCE, SAWAD, SAWANG, SCT, SCP, SDC, SE, SEAFCO, SECURE, SENAJ, SFLEX, SFP, SFT, SGF, SHANG, SHR, SIAM, SICT, SIMAT, SISB, SK, SKE, SKN, SKY, SLM, SLP, SMART, SMD, SMT, SNNP, SO, SOLAR, SONIC, SPA, SPCG, SPG, SPVI, SQ, SR, SSC, SSS, STANLY, STARK, STC, STEC, STHAI, STI, STP, STPI, SUC, SUN, SUTHA, SVH, SVOA, SWC, SYNEX, TACC, TAPAC, TCC, TCC, TCC, TCOAT, TEAM, TEAMG, TEKA, TFM, TGE, TGPRO, TH, THAI, THANA, THE, THG, THL, THMUI, TIGER, TIPH, TITLE, TK, TKC, TLI, TM, TMC, TMD, TMW, TNDT, TNH, TNPC, TOA, TPAC, TPBI, TPCH, TPIPL, TPIPP, TPLAS, TPOLY, TPS, TQR, TR, TRC, TRITN, TRT, TRUBB, TRV, TSE, TSF, TSR, TTI, TTT, TTW, TVT, TWP, TWZ, TYCN, UAC, UMI, UMS, UNIQ, UP, UPA, UPOIC, UREKA, UTP, UVAN, VL, VNG, VPO, VRANDA, W, WAVE, WFX, WGE, WINMED, WINNER, WORK, WORLD, WP, WPH, XPG, YGG, YONG

Explanations

Companies participating in Thailand's Private Sector Collective Action Coalition Against Corruption programme (Thai CAC) under Thai Institute of Directors (as of May 9, 2022) are categorised into: companies that have declared their intention to join CAC, and companies certified by CAC.