



Market today

“Limited upper bound and cautious risk of double QT”

The SET is seen to have a limited upper bound at its previous high of 1,650. Overall, the market is expected to stay flat due to external factors: the Fed hike in interest rates and QT, which will double in value to US\$95bn per month, pressuring liquidity. The lower bound is at supports of 1,630 and 1,620.



Today's highlights

- China released stimulus packages to stimulate demand, control inflation and increase employment, injected money into government banks to invest in infrastructure and allocated money for local authorities to issue special bonds.
- China locked down three large cities ahead of a Communist Party meeting and Hong Kong will close schools if the number of daily new cases exceeds 10,000.
- Taiwan shot down a Chinese drone that flew near it, but still no serious incident.
- The EU Minister of Energy will hold an emergency meeting about the energy crisis on Sep 9 after Gazprom reduced natural gas delivery to France and will shut down Nord Stream 1 between Aug 31 and Sep 2.
- Saudi Arabia is looking at free trade agreements between countries in the Arabian Gulf and Thailand and is inviting Saudi investors to invest in Thailand to get in on the FTA.
- NBTC expects to open satellite orbital slot packages for bidding in December 2022, changing from four slot packages to five, setting minimum bid at Bt1.8bn.
- The government reported 8mn tourists in 8M22 and targets tourism revenue of Bt400bn in 2H22.
- FTI expects manufacturers to raise selling prices by 10% while 7M22 oil consumption grew by 13.5%.
- Toyota worldwide vehicle production in July fell 8.6%, and it may reduce its 2022 production target from 9.7mn.
- The senate has passed the Bt3.185tn FY2023 budget.

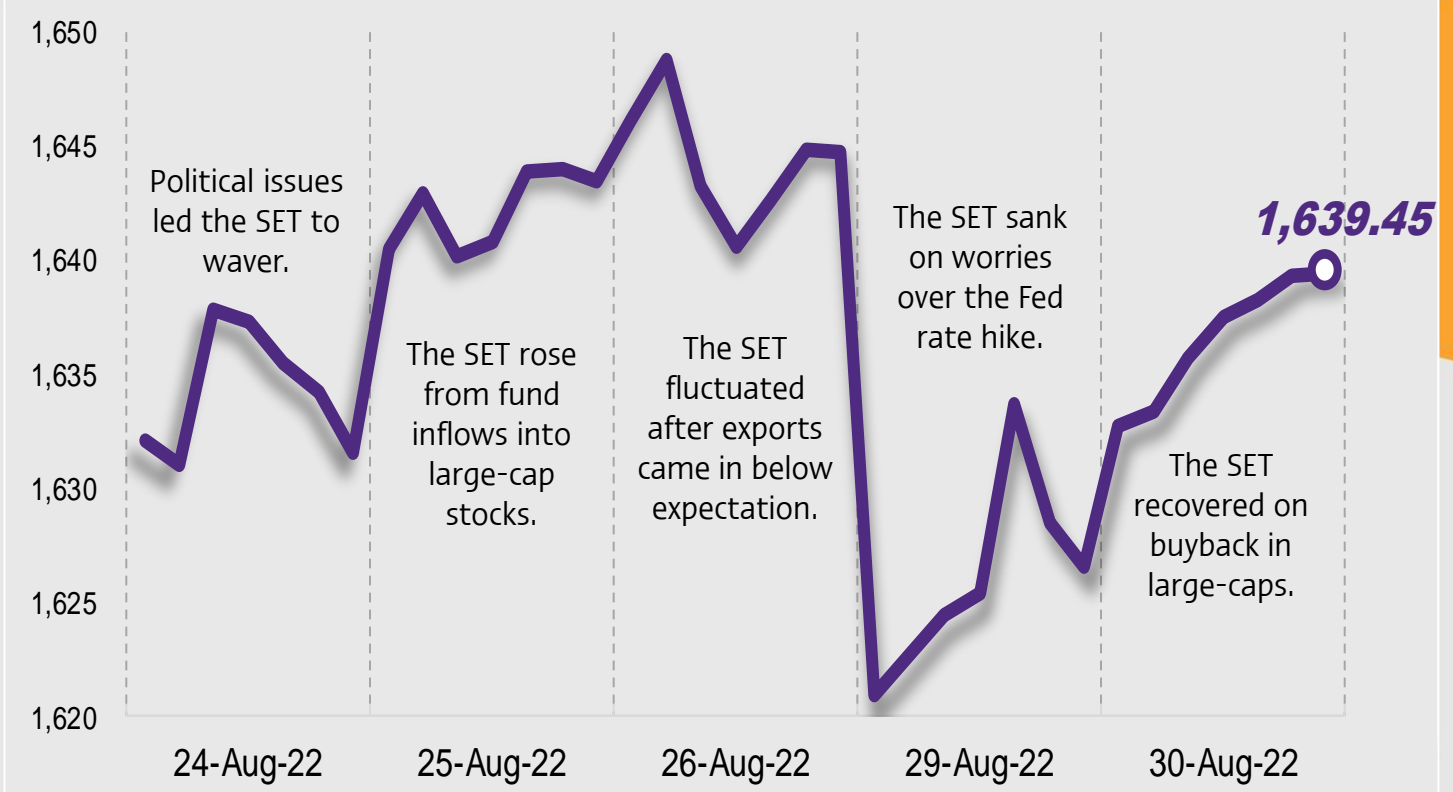


Strategy today

Risk of a global economic slowdown is increasing as the Fed chair continues an aggressive stance towards raising interest rate to tame inflation, which will pressure the investment atmosphere and the Thai stock market. In the short term we recommend careful selection of sectors in which to invest.

Support - Resistances

1630/1620 – 1650/1660



Trading today

Weekly portfolio: As there is more risk of a world economic slowdown, we expect pressure on global risky assets, including the SET, generating high volatility. We recommend investing with caution by selecting stocks with specific positive drivers:

- 1) Big-cap stocks that benefit from fund inflow and whose valuations are not high – BBL, PTT, IVL and AOT;
- 2) Stocks whose 3Q22 earnings are expected to grow both YoY and QoQ – CPALL, SCGP and CENTEL;
- 3) Stocks that benefit from an event organized by Apple to introduce the iPhone 14 on Sep 7 – COM7, CPW and SYNEX for short-term speculation before the product is available.

In the short term, avoid or be more cautious in investing in stocks that have negative factors pressuring operating results and stock prices:

- 1) Stocks that are expected to be sentimentally hit by the steady decline in the BDI, such as shippers, as the BDI fell to 1,017, a 26-month low on Jun 16, 2020.
- 2) Stocks that are expected to be sentimentally hurt by the political vacuum that will cause project auctions to be delayed, such as construction, power plants and rail transportation stocks.
- 3) Stocks that are expected to be affected by supply chain problems as China is facing its worst drought in history, such as electronics and automotive stocks.



Daily focus

AOT: 4QFY22 core loss is expected to shrink YoY and QoQ with a turnaround in FY2023 core profit to Bt1.38bn. The cabinet has given the nod for AOT to manage the airports in Udon Thani, Buriram and Krabi and though this is not expected to have material financial benefits, it will strengthen the domestic network and improve traffic volume control.

GFPT: 3Q22 operating results are expected to turn around on better sales and gross margin due higher export volume after increasing production from the new machines, and a wider spread between product prices and costs. There is a new opportunity to export to Saudi Arabia after obtaining a license from Saudi Arabia.



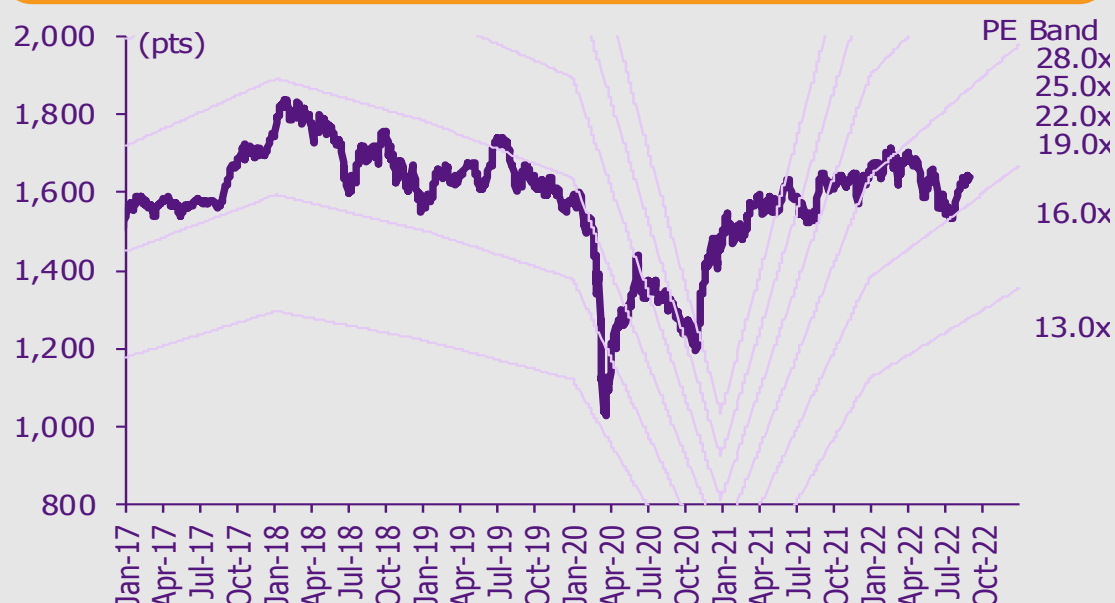
Today's reports

Petrochemicals – Product spread weak
AH – Downgrade to Neutral

What to watch

Date	Event
30 Aug	Economic release: JP – Unemployment rate for Jul, US – CB consumer confidence for Aug, JOLTS job openings
31 Aug	Economic release: JP – Prelim industrial production for Jul, consumer confidence for Aug, retail sales for Jul, CN – manufacturing and non-manufacturing PMI for Aug, EU – CPI flash estimate for Aug, US – ADP non-farm employment change for Aug, crude oil inventories
1 Sep	Economic release: JP/EU – Final manufacturing PMI for Aug, EU – Unemployment rate for Jul, US – ISM manufacturing PMI for Aug, unemployment claims Event: Effective date of August 2022 quarterly MSCI index review, OPEC meetings
2 Sep	Economic release: EU – PPI for Jul, US – Average hourly earnings, non-farm employment change and unemployment rate for Aug

SET Index movement



See the end of this report for disclaimer

SET index series

Index	30 Aug (pts)	Chg (pts)	Chg (%)	Value (Btmn)
SET	1,639.45	12.93	0.79	68,513.76
SET50	994.59	9.23	0.94	39,753.17
SET100	2,250.42	20.18	0.90	48,830.26
sSET	1,066.22	7.67	0.72	3,371.80
SETCLMV	1,025.92	6.45	0.63	31,040.72
SETHD	1,183.39	6.98	0.59	13,162.54
SETTHSI	1,039.57	9.17	0.89	38,414.36
SETWB	1,006.72	12.16	1.22	13,516.72
mai	644.83	4.83	0.75	3,063.85

Trading summary by investor type

(Btmn)	30 Aug	WTD	MTD	YTD
Foreign				
Net	2,056	1,949	54,062	171,413
Breakdown (%)	47.40	46.80	46.12	47.02
Institution				
Net	(835)	(4,510)	(17,418)	(116,231)
Breakdown (%)	9.63	8.81	9.04	8.02
PropTrade				
Net	(288)	(313)	(3,670)	(2,648)
Breakdown (%)	10.02	10.26	9.21	8.66
Individual				
Net	(933)	2,874	(32,973)	(52,535)
Breakdown (%)	32.94	34.13	35.63	36.30

% of total trade value for each investor type

S50 futures trading by foreign investors

(Contract)	30-Aug	WTD	MTD	YTD
Foreign	27,993	13,504	138,869	144,102
Institution	(2,247)	(6,974)	860	5,772
Customer	(25,746)	(6,530)	(139,729)	(149,874)

Bond trading by foreign investors

(Btmn)	30-Aug	WTD	MTD	YTD
Buy	4,392	8,902	82,020	765,495
Sell	3,200	7,168	60,949	639,647
Net	1,192	1,734	21,071	125,848

Investment Strategy Department

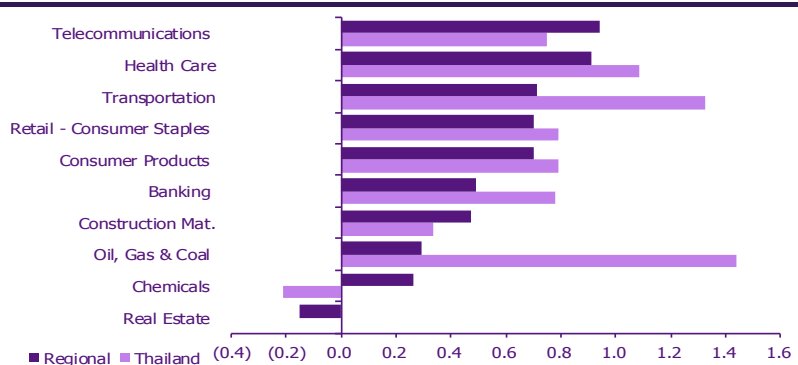
Market update

Global market movement

	30-Aug	Index	Chg (pts)	Performance (%)				PE (x)		EPS gth (%)		PBV (x)		ROE (%)	
				1D	WTD	MTD	YTD	22F	23F	22F	23F	22F	23F	22F	23F
S&P 500		3,986	(44.45)	(1.1)	(1.8)	(3.5)	(16.4)	17.6	16.3	17.3	7.6	3.8	3.4	22.5	22.4
Euro Stoxx 600		420	(2.84)	(0.7)	(1.5)	(4.2)	(13.9)	11.6	11.3	29.3	3.2	1.6	1.5	12.6	12.2
Japan		28,196	316.62	1.1	(1.6)	1.4	(2.1)	15.6	14.9	2.8	4.9	1.6	1.5	9.9	10.0
Hang Seng		19,949	(74.19)	(0.4)	(1.1)	(1.0)	(14.7)	10.4	9.1	(27.0)	13.8	1.1	1.0	11.4	11.3
MSCI Asia x J		637	2.98	0.5	(1.2)	(0.8)	(19.3)	12.8	11.7	(2.0)	9.3	1.5	1.4	11.7	11.5
Philippines		6,690	(62.23)	(0.9)	(0.9)	5.9	(6.1)	16.0	13.4	23.4	18.9	1.6	1.5	8.6	9.6
Indonesia		7,159	27.43	0.4	0.3	3.0	8.8	16.2	15.3	44.2	5.6	2.1	2.0	(6.5)	(6.3)
Malaysia		1,512	10.48	0.7	0.8	1.3	(3.5)	14.8	13.3	(1.8)	11.4	1.5	1.4	10.2	11.4
Thailand		1,639	12.93	0.8	(0.3)	4.0	(1.1)	15.8	14.9	20.5	5.6	1.7	1.6	8.6	9.1
Asean 4 - simple avg.				0.2	(0.0)	3.6	(0.5)	15.7	14.2	21.6	10.4	1.7	1.6	5.2	6.0
China		3,227	(13.51)	(0.4)	(0.3)	(0.8)	(11.3)	11.2	9.9	26.0	13.7	1.3	1.2	11.0	10.9
India		59,537	1,564.45	2.7	1.2	3.4	2.2	21.8	18.8	17.1	16.1	3.2	3.0	15.2	15.4
Singapore		3,239	17.07	0.5	(0.3)	0.9	3.7	12.5	10.9	13.1	14.2	1.1	1.0	9.0	9.9
Taiwan		14,954	27.44	0.2	(2.1)	(0.3)	(17.9)	10.4	10.8	9.0	(4.1)	1.9	1.8	22.6	18.8
Korea		2,451	24.04	1.0	(1.2)	(0.0)	(17.7)	10.3	9.6	(0.6)	7.0	1.0	0.9	7.3	11.0
Others				0.8	(0.5)	0.6	(8.2)	13.2	12.0	12.9	9.4	1.7	1.6	13.0	13.2

Regional sector movement

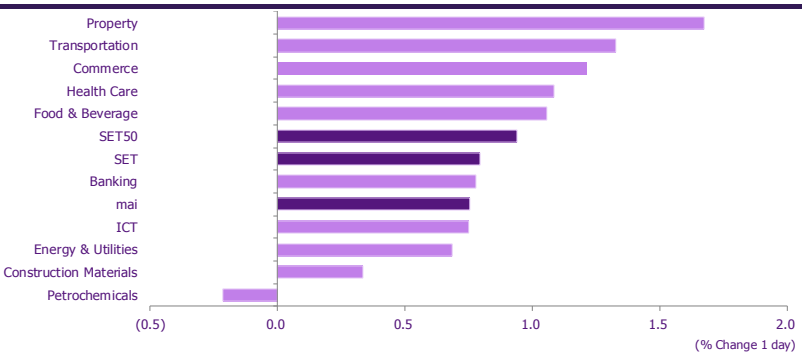
	Price performance (%) *			
	30-Aug	WoW	MoM	YTD
Banking	0.49	1.01	3.38	(9.64)
Chemicals	0.26	(0.68)	5.42	2.73
Construction Mat.	0.47	(0.35)	3.15	(4.65)
Consumer Products	0.70	1.27	4.60	(1.86)
Health Care	0.91	0.18	(0.04)	(14.34)
Oil, Gas & Coal	0.29	1.02	6.70	2.70
Real Estate	(0.15)	(0.14)	(3.36)	(19.62)
Retail - Consumer Staples	0.70	1.27	4.60	(1.86)
Telecommunications	0.94	(0.37)	2.08	(13.34)
Transportation	0.71	0.20	1.89	(5.82)



* Regional sector price performances (%) are based on US\$ and Thai sector price performances (%) are based on baht

Thailand sector movement

	Price performance (%)			
	30-Aug	WoW	MTD	YTD
Banking	0.78	2.21	6.08	(6.82)
Commerce	1.21	0.30	3.33	(2.87)
Construction Materials	0.33	(0.01)	(1.17)	(7.12)
Energy & Utilities	0.69	2.04	6.30	4.28
Food & Beverage	1.06	(0.24)	2.57	(1.37)
Health Care	1.08	(0.66)	6.19	25.50
ICT	0.75	(1.18)	(0.44)	(11.26)
Petrochemicals	(0.21)	(0.27)	3.81	(7.80)
Property	1.67	0.99	6.33	4.86
Transportation	1.33	0.66	1.83	7.78
SET	0.79	0.36	4.00	(1.10)
SET50	0.94	0.75	3.74	0.39
MAI	0.75	(0.29)	10.90	10.77



10 Most active stocks by value

Stock	Price (Bt)	Value (Btmn)	Chg (%)
KBANK	155.50	3,603.89	0.32
BANPU	14.90	3,443.54	0.68
BH	215.00	3,103.46	0.00
PTTEP	172.00	3,094.13	0.00
SCB	111.00	2,117.36	2.30
PTT	38.00	1,852.58	1.33
CPALL	61.25	1,241.43	1.66
AOT	72.50	1,194.54	1.75
ADVANC	193.50	1,146.61	1.04
IVL	43.75	1,078.66	(1.69)

Top 10 gainers

Stock	Price (Bt)	Value (Btmn)	Chg (%)
SMK	3.68	8.31	29.58
KC	0.31	15.67	19.23
TSR	6.95	317.43	14.88
CRANE	1.48	202.72	13.85
TC	11.70	147.51	12.50
B	0.51	86.09	10.87
M-CHAI	397.00	53.48	10.28
PLUS	8.10	251.08	9.46
CI	0.85	7.26	8.97
DDD	16.20	26.08	8.00

Top 10 losers

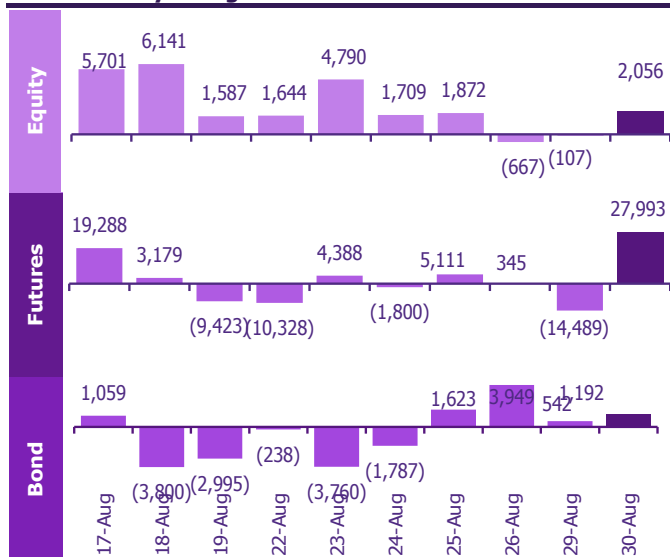
Stock	Price (Bt)	Value (Btmn)	Chg (%)
PPPM	0.12	0.30	(7.69)
WICE	12.60	232.92	(5.97)
EMC	0.20	0.51	(4.76)
NCAP	4.08	55.35	(4.23)
CHOTI	126.00	0.34	(4.18)
SSTRT	5.25	0.34	(3.67)
NEP	0.34	0.08	(2.86)
STGT	13.70	182.54	(2.84)
ASK	34.75	69.78	(2.80)
CHARAN	27.00	0.01	(2.70)

Fund flow monitor

Regional foreign fund flows to equity

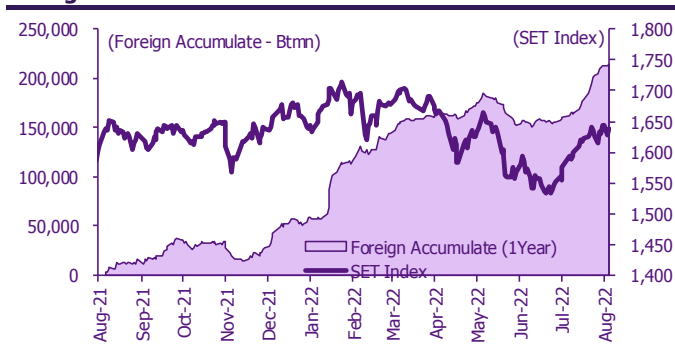
(US\$ Mn)	Thailand	Indonesia	Philippines	Malaysia	Vietnam	India	Taiwan	South Korea	Japan
Daily									
30-Aug-22	56	62	(1)		(1)		(603)	17	
29-Aug-22	(3)	16		14	(16)	258	(851)	11	
26-Aug-22	(18)	11	(2)	16	(3)	(14)	70	138	
25-Aug-22	52	(44)	(4)	43	4	296	98	79	
24-Aug-22	47	55	(3)	(20)	(7)	21	(409)	105	
Weekly									
WTD	53	78	(1)	14	(17)	258	(1,454)	28	207
26-Aug-22	260	120	(17)	55	(18)	392	(1,351)	464	0
19-Aug-22	681	215	57	145	24	1,168	(792)	516	207
12-Aug-22	408	284	(201)	111	4	2,579	(130)	121	340
5-Aug-22	114	(186)	13	88	62	1,860	(431)	1,282	452
Monthly									
MTD	1,516	511	(148)	411	55	6,257	(4,157)	2,410	999
Jul-22	128	(150)	(80)	28	(18)	836	(626)	1,363	4,963
Jun-22	(841)	(501)	(207)	(291)	89	(6,342)	(7,724)	(4,796)	(9,556)
May-22	592	(243)	(350)	18	138	(4,871)	57	170	(1,993)
YTD	5,086	4,630	(1,003)	1,900	112	(21,463)	(38,852)	(12,314)	6,535

Thailand daily foreign net flows

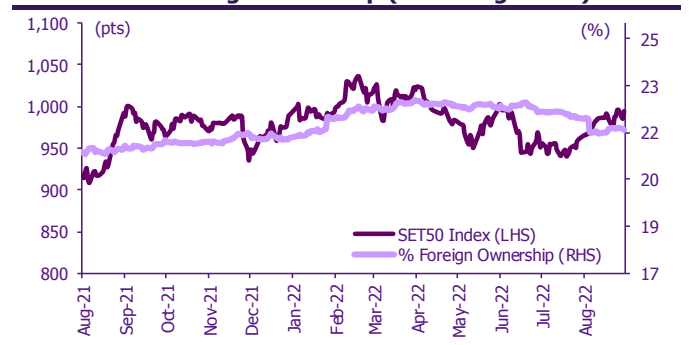


	Equity (Btmn)	SET50 futures (Contract)	Bond (Btmn)*
Daily			
30-Aug-22	2,056	27,993	5,572
Weekly			
WTD	1,949	13,504	2,712
26-Aug-22	9,349	(2,284)	(424)
19-Aug-22	24,208	37,414	7,397
11-Aug-22	14,431	38,791	7,600
5-Aug-22	4,125	51,444	9,894
Monthly			
MTD	54,062	138,869	27,179
Jul-22	4,721	33,437	6,426
Jun-22	(29,387)	(101,334)	(19,303)
May-22	20,284	109,007	21,576
Quarterly			
QTD	1,765	(59,103)	(11,018)
1Q22	110,864	30,899	6,488
4Q21	28,128	44,270	8,986
3Q21	(443)	6,232	1,282
2Q21	(46,593)	(7,583)	(994)
YTD			
2021	171,413	144,102	29,075
2020	(48,578)	27,284	6,522
2020	(264,386)	5,106	571

Foreign net flow and SET movement



SET50 and its foreign ownership (excluding NVDR)



Foreign buy/sell activity monitor

Most foreign holding value change

	Fgn hld (%)	Δ Fgn (M.shares)	Buy* (Btmn)
IVL	71.28	2.83	124
PTT	8.73	3.11	118
PTTEP	15.46	0.57	98
CPN	23.77	1.36	93
CPF	25.53	2.71	71
SPRC	70.26	3.21	42
MINT	30.79	1.20	39
JMT	5.59	0.49	38
AOT	9.42	0.50	37
BBL	24.39	0.23	32

Top-5 NVDR net buy/sell

	Buy* (Btmn)	Sell* (Btmn)
BH	742	(546)
KBANK	213	(212)
THG	197	(196)
PTT	142	(176)
LH	138	(129)
MINT	136	(125)
DELTA	120	(111)
COM7	111	(100)
KTB	110	(100)
BCP	103	(85)

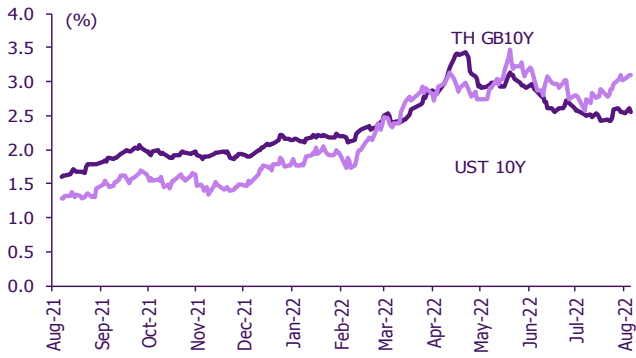
* SCBS Investment Research estimates

Multi-asset price update

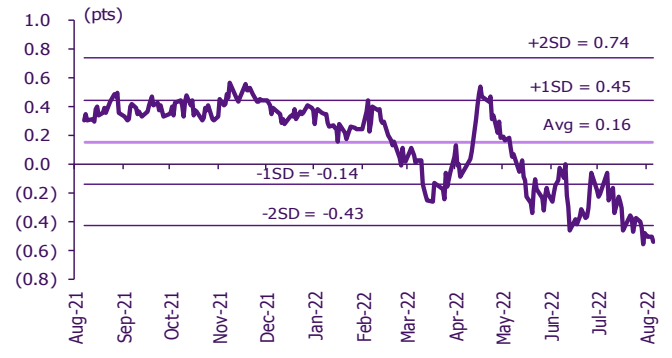
Key indicator update

	Close	30-Aug	WoW	MoM	YoY	YTD
Financial market condition						
VIX Index	26.21	0.00	8.71	22.88	61.89	52.21
Europe CDS (bps)	117.756	4.72	7.24	17.11	72.35	69.88
LIBOR OIS Spread (bps)	0.06377	(0.86)	(4.94)	(12.17)	2.12	(2.64)
TED Spread (bps)	0.2128	(0.37)	(11.47)	(25.87)	13.35	3.41
Exchange rate						
Dollar Index	108.82	0.07	0.29	2.83	17.40	13.75
USD/THB	36.47	0.73	1.22	0.48	12.25	9.83
EUR/USD	1.00	0.19	0.45	(2.04)	(15.08)	(11.88)
USD/JPY	138.77	0.04	1.47	4.19	26.29	20.60
Bond: (Change in basis points)						
TH Gov Bond 2Y	1.52%	(1.85)	(4.57)	(23.36)	105.07	86.29
TH Gov Bond 10Y	2.56%	(3.94)	(3.75)	(1.61)	96.40	66.58
US Gov Bond 2Y	3.45%	2.86	13.87	55.51	325.03	271.95
US Gov Bond 10Y	3.11%	1.69	6.57	45.57	183.11	159.09
Commodities						
CRB Index	592.87	0.00	0.36	1.79	5.80	2.52
Gold (US\$/oz)	1,723.97	(0.77)	(1.32)	(2.34)	(4.74)	(5.75)
Gross Refining Margin (US\$/bbl)	20.97	(4.25)	(3.45)	6.83	n.m.	243.21
Dubai Crude (US\$/bbl)	96.88	0.00	0.49	6.05	39.47	32.38
NYMEX Crude (US\$/bbl)	91.64	(5.54)	(2.24)	(7.08)	32.41	89.18
Baltic Dry Index (pts)	1,017.00	(6.01)	(19.98)	(46.33)	(75.99)	(54.13)

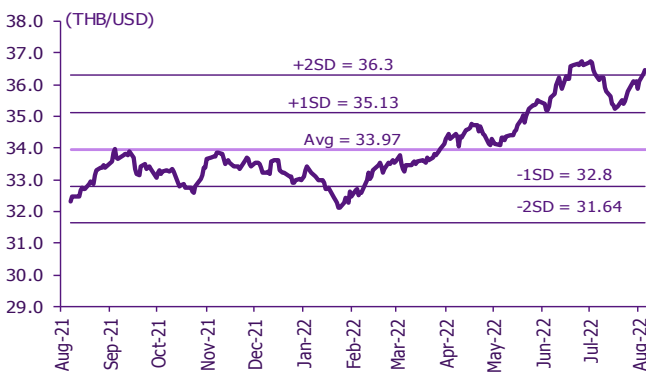
Thai and US 10-year government bond yield



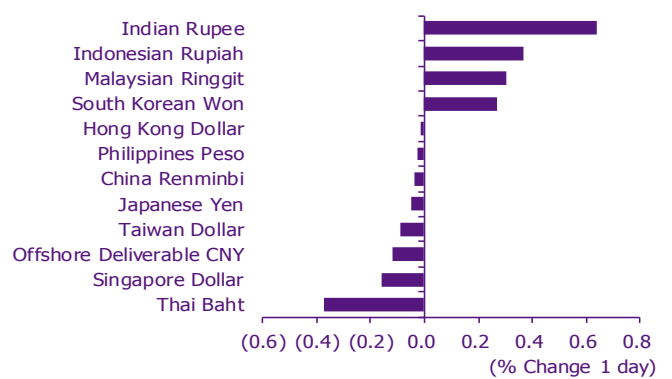
Thai and US 10-year government bond spread



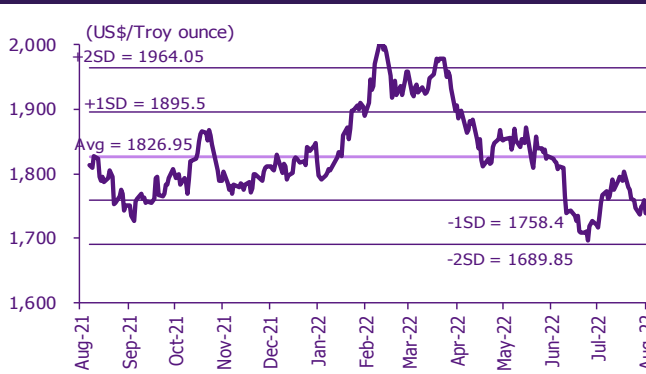
THB/USD exchange rate



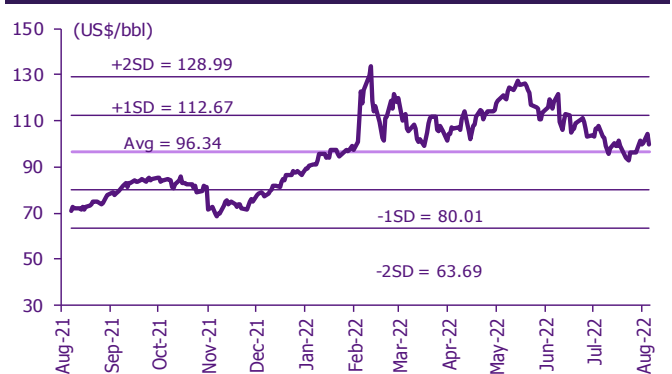
Regional foreign exchange rate spot return



Gold



Brent crude



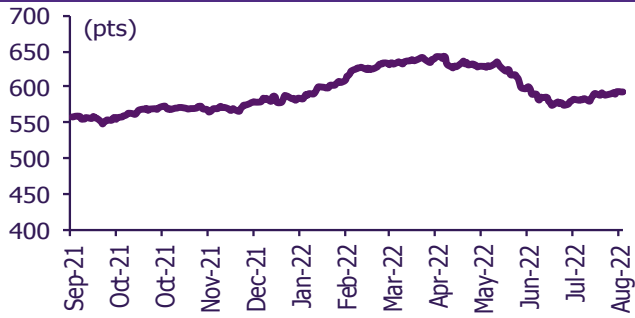
Commodities daily price update

	As of 30-Aug-22	-1W %	Avg. Price QTD in 3Q22	% QoQ	% YoY	Avg. Price in '21	% YoY	Avg. Price in '22	% YoY	Update
CRB Index	592.87	0.5	584.09	(7.3)	4.7	535.54	36.83	608.69	13.7	Daily
Energy Prices										
Crude Oil - Dubai (US\$/bbl)	100.60	6.0	102.09	(6.3)	43.1	68.86	63.18	102.73	49.2	Daily
Brent Crude (US\$/bbl)	100.01	4.0	103.71	(8.1)	42.1	70.52	66.54	105.61	49.8	Daily
West Texas Int. Cushing (US\$/bbl)	91.64	1.6	95.86	(11.9)	31.3	68.06	72.51	100.42	47.5	Daily
Crude Oil - Asia-Pacific Tapis Oil Spot (US\$/bbl)	115.94	6.3	113.64	(4.2)	55.7	71.82	61.89	112.01	56.0	Daily
Natural Gas Henry Hub (US\$/mmBTU)	9.08	(6.8)	7.89	4.7	133.0	3.14	29.80	6.53	107.5	Daily
Coal Price NEX (US\$/MT)	452.96	5.3	419.09	12.9	158.0	138.28	135.73	345.67	150.0	Friday
Oil Product Prices and Gross Refinery Margin										
Gas Oil 500 ppm Sulfur Singapore (US\$/bbl)	146.95	4.1	137.72	(7.1)	74.8	76.20	52.83	131.91	73.1	Daily
Gas Oil - Dubai (US\$/bbl)	46.35	0.1	35.63	(9.4)	379.4	7.34	(4.17)	29.18	297.4	Daily
Gasoline, 92 RON Spot (US\$/bbl)	105.88	(0.6)	109.45	(26.2)	36.2	76.66	75.97	120.21	56.8	Daily
Gasoline - Dubai (US\$/bbl)	5.28	(54.4)	7.36	(74.1)	(18.2)	7.80	472.22	17.48	124.3	Daily
Fuel Oil 180 Singapore Spot (US\$/bbl)	75.93	3.7	77.47	(47.8)	20.3	61.57	60.99	88.66	44.0	Daily
Fuel Oil - Dubai (US\$/bbl)	(24.67)	13.6	(24.62)	173.8	254.7	-7.29	84.36	(14.06)	93.0	Daily
Jet Kerosene - Spot Price (US\$/bbl)	142.21	3.8	132.67	(6.7)	76.3	73.98	60.45	127.19	71.9	Daily
Jet Kerosene - Dubai (US\$/bbl)	41.61	(1.2)	30.58	(7.9)	686.2	5.12	31.00	24.46	377.7	Daily
SG Dubai Hydrocracking Refinery Margin (US\$/bbl)	21.90	0.8	19.53	(31.7)	1,675.9	2.00	467.16	19.08	855.6	Daily
Olefins Product Prices and Spread										
Ethylene, FOB Japan Spot (US\$/MT)	830	5.1	860	(21.9)	(12.1)	1,010	39.56	1,069	5.9	Tuesday
Ethylene Spread (US\$/MT)	149	37.9	120	224.1	(60.4)	361	5.77	221	(38.6)	Daily
Propylene (Olefins), FOB Japan Spot (US\$/MT)	865	(2.3)	909	(16.6)	(6.3)	1,005	27.27	1,047	4.2	Tuesday
Propylene Spread (US\$/MT)	184	(9.3)	168	(19.0)	(42.6)	356	(12.55)	200	(44.0)	Daily
Naphtha - Singapore Spot FOB (US\$/MT)	681	(0.1)	740	(16.1)	9.4	649	69.72	847	30.6	Daily
Polyolefins Prices and Spread										
Polye HDPE SE Asia (US\$/MT)	1,020	(1.0)	1,120	3.9	(66.6)	1,179	33.19	1,264	7.2	Tuesday
HDPE-Naphtha Spread (US\$/MT)	339	(2.6)	380	208.0	(17.6)	530	5.43	417	(21.4)	Daily
Polye LDPE-Film, CFR SE Asia Spot (US\$/MT)	1,200	(1.6)	1,384	(17.1)	(22.7)	1,525	51.71	1,576	3.3	Tuesday
LDPE-Naphtha Spread (US\$/MT)	519	(3.5)	643	39.1	48.2	876	40.66	729	(16.9)	Daily
PP Film, Spot South East Asia (US\$/MT)	1,010	1.0	1,094	(17.7)	(11.3)	1,298	35.78	1,262	(2.8)	Tuesday
PP Spread (US\$/MT)	329	3.5	353	(20.8)	(36.6)	649	13.18	415	(36.1)	Daily
MEG Prices and Spread										
MEG, CFR South East Asia (US\$/MT)	495	(2.0)	534	(16.7)	(22.5)	679	(88.71)	632	(6.9)	Tuesday
MEG Spread (US\$/MT)	-20	(228.9)	1	(100.8)	(99.3)	53	120.79	-30	n.m.	Tuesday
Aromatics Product Prices and Spread										
Paraxylene, FOB USG Spot (US\$/MT)	1,095	0.5	1,296	(14.8)	36.4	894	56.10	1,326	(48.4)	Tuesday
Paraxylene Spread (US\$/MT)	248	(14.5)	436	(27.9)	26.1	310	342.73	461	48.6	Tuesday
Paraxylene - 92 RON Spread (US\$/MT)	192	5.8	363	3.6	36.7	241	362.24	301	66.4	Daily
Toluene, FOB Korea Spot (US\$/MT)	1,000	4.7	994	(10.7)	30.8	728	111.96	998	(45.0)	Tuesday
Benzene, CFR Japan Spot (US\$/MT)	910	(2.7)	1,064	(15.1)	3.6	931	87.66	1,146	(57.0)	Tuesday
Benzene Spread (US\$/MT)	324	(7.6)	432	(10.0)	2.1	352	117.03	400	13.8	Daily
Benzene - 92 RON Spread (US\$/MT)	7	(74.1)	130	58.6	(61.8)	277	122.54	121	(56.4)	Daily
Condensate (US\$/MT)	847	5.9	860	(6.2)	42.2	584	61.01	865	48.1	Daily
PTA Prices and Spread										
PTA, CFR South East Asia (US\$/MT)	860	0.6	886	(10.1)	19.3	705	48.18	910	29.1	Tuesday
PTA Spread (US\$/MT)	126	1.3	18	(152.7)	(83.2)	106	15.15	22	(79.6)	Tuesday
PVC Prices and Spread										
PVC, CFR South East Asia (US\$/MT)	930	(5.1)	1,054	(24.2)	(21.0)	1,445	63.60	1,308	(9.4)	Tuesday
Ethylene Spread (US\$/MT)	781	(10.4)	935	(15.9)	(9.4)	1,084	99.99	1,087	0.3	Tuesday
Ethylene Dichloride CFR Far East Asia (US\$/MT)	325	(3.0)	453	(31.7)	(37.0)	734	140.72	679	(7.5)	Tuesday
Metal										
Gold (US\$/Troy Ounce)	1,724	(0.7)	1,752	(6.5)	(2.1)	1,799	1.56	1,845	2.5	Daily
LME Copper 3 Month Rolling Forward (US\$/MT)	7,855	(2.5)	7,771	(18.5)	(17.3)	9,293	49.95	9,257	(0.4)	Daily
Silver Future (US\$/Troy Ounce)	18	(3.6)	20	(14.9)	(20.9)	26	26.23	23	(11.5)	Daily
China Composite Steel Prices (CNY/MT)	4,408	0.1	4,439	(15.1)	(23.6)	5,473	35.91	5,025	(8.2)	Daily
Agriculture Prices										
Malaysian Crude Palm Oil Spot Price(MYR/MT)	4,194	(0.5)	4,126	(36.8)	(7.2)	4,443	59.82	5,786	30.2	Daily
SGX Ribbed Smoked Sheet 3 (RSS3) Futures (US\$/KG.)	152	(3.9)	173	(18.4)	(7.1)	209	18.21	201	(3.5)	Daily
Sugar #11 (US\$/LB)	18	1.1	18	(5.8)	4.3	16	29.55	19	14.8	Daily
Freight Rate										
Baltic Freight Index: BDIY	1,017	(19.9)	1,739	(30.9)	(53.5)	2,921	173.99	2,147	(26.5)	Daily
Baltic Supramax Index: BSI58	1,744	(0.4)	1,909	(27.3)	(38.8)	2,424	224.85	2,321	(4.2)	Daily

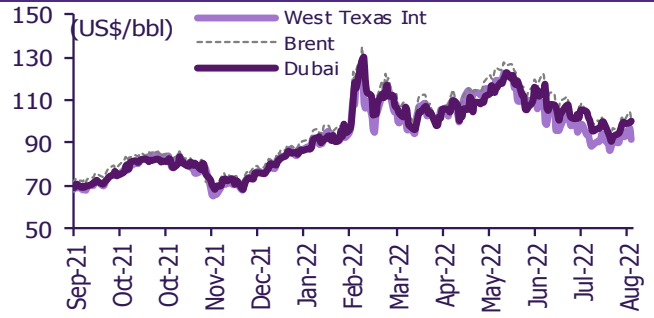
Source: Bloomberg Financial L.P., TQ Professional, BANPU, BOT, SCBS Investment Research

Commodities daily chart update

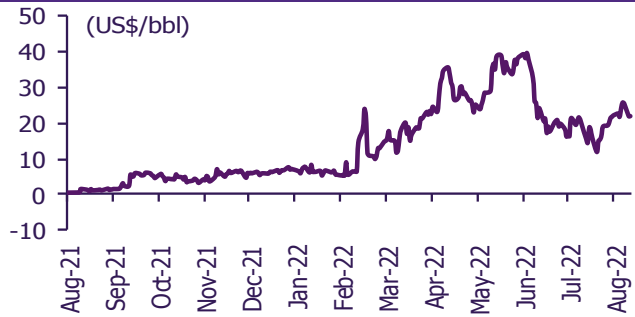
CRB US Spot All Commodities Price Index



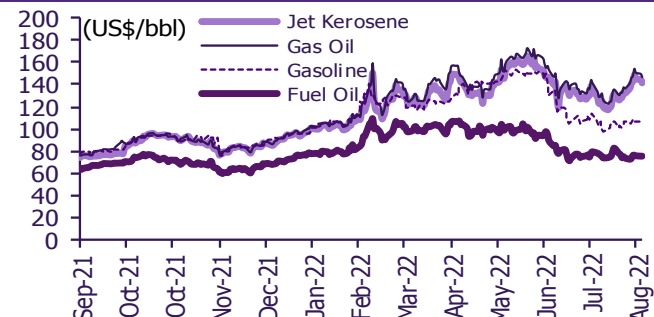
Crude prices



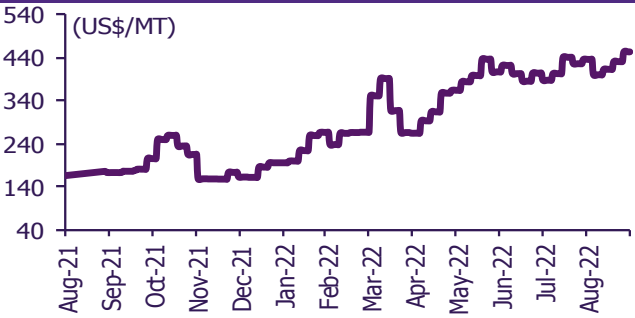
SG Dubai Hydrocracking Refinery Margin



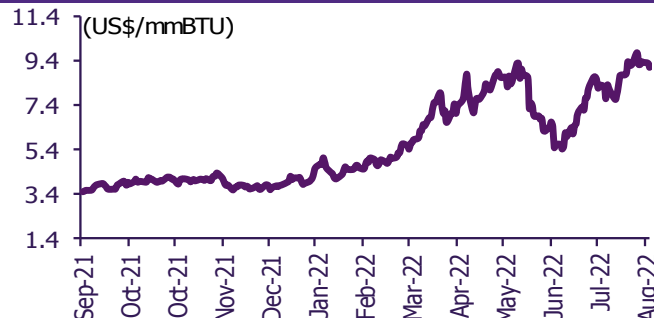
Oil product prices



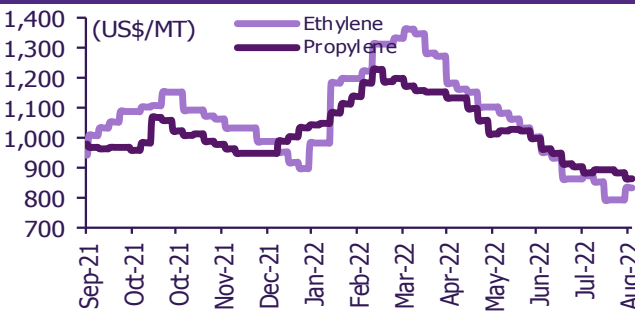
Coal price (NEX)



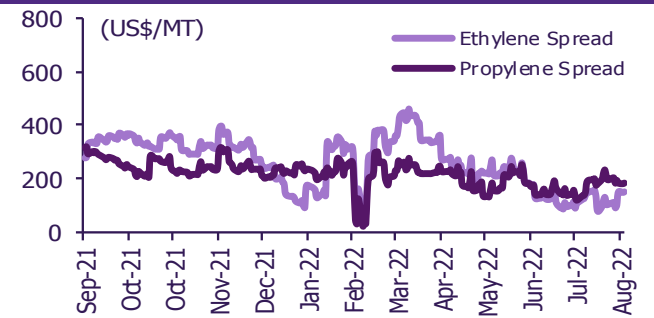
Natural gas prices (Henry hub)



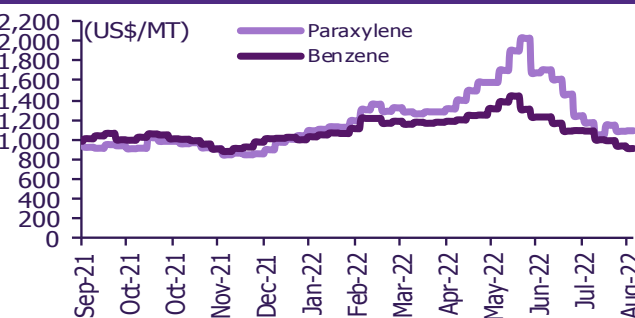
Olefins prices



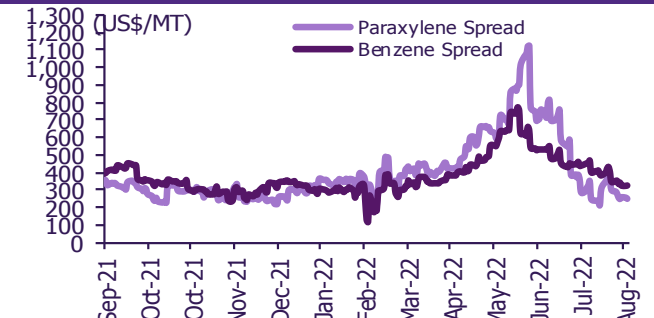
Olefins spreads



Aromatics prices

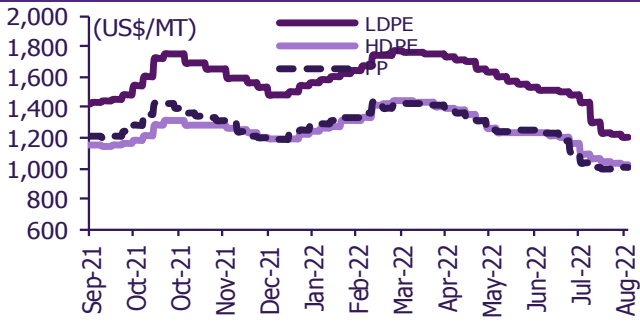


Aromatics spreads

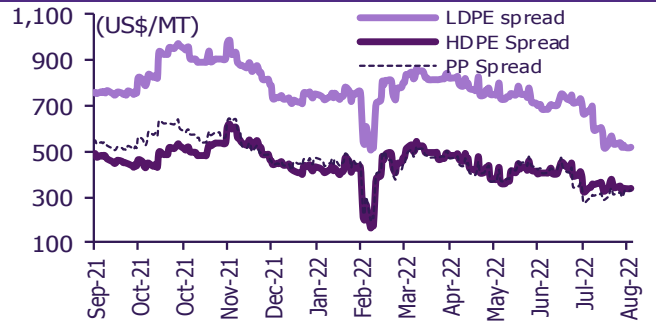


Commodities daily chart update

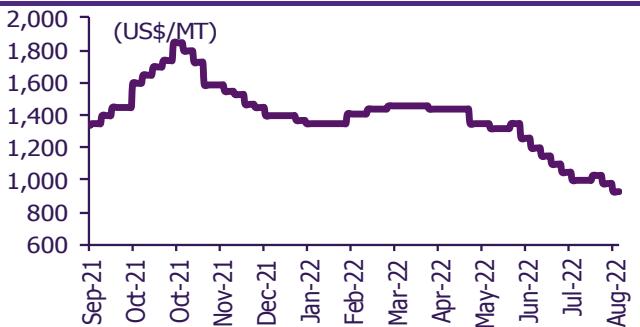
Polyolefins prices



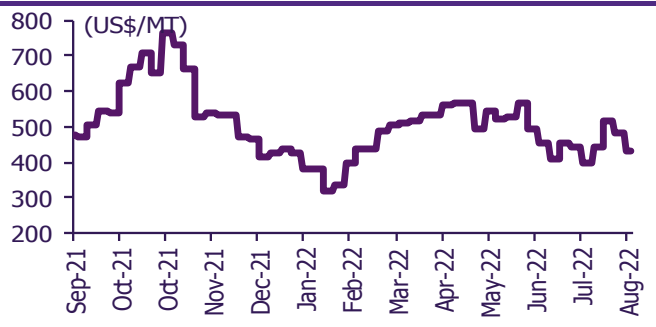
Polyolefins-Naphtha spreads



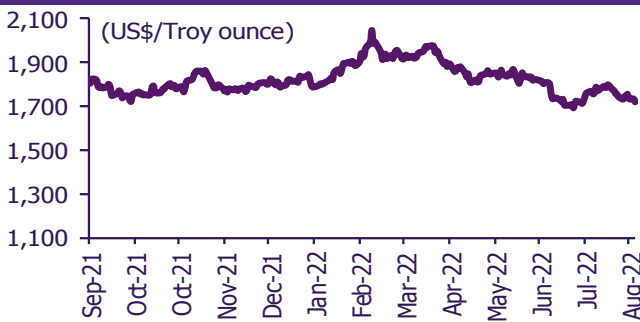
PVC price



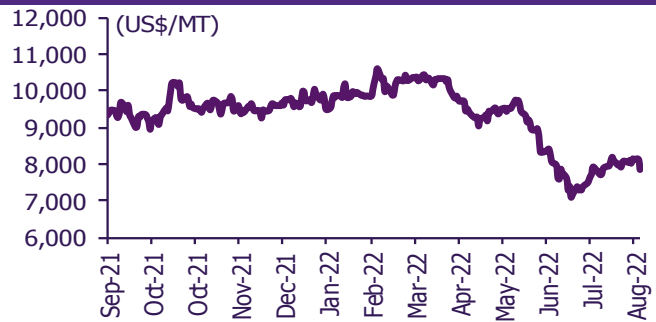
PVC spread



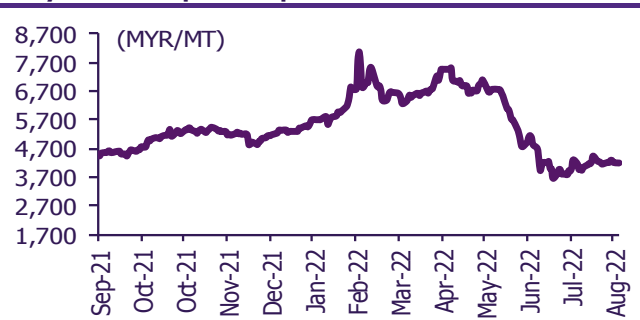
Gold price



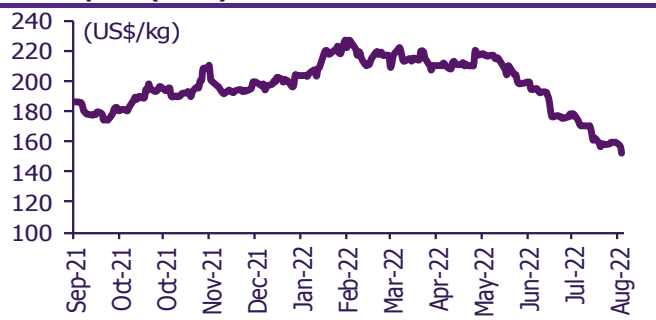
LME copper price



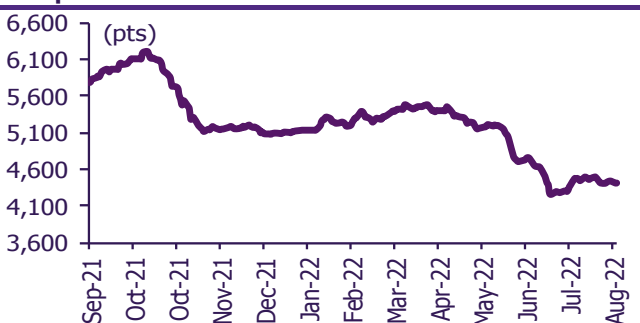
Malaysian crude palm oil price



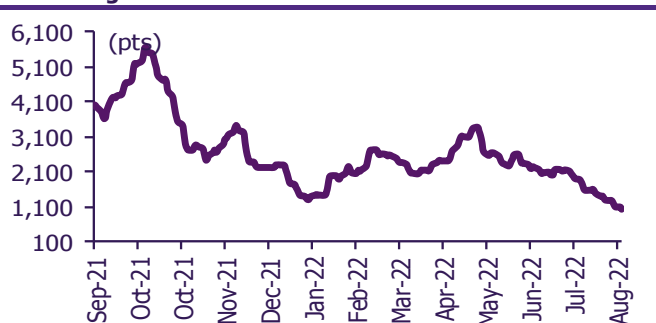
Rubber price (RSS3) futures



Steel price index



Baltic freight index



Source: Bloomberg Financial L.P., TQ Professional, BANPU, BOT, SCBS Investment Research

Short sales

	Volume (Shares)	Turnover (Bt)	Average price (Bt)	Last price 30-Aug-22	Gap between last close and short	Short sale volume comparing with main board
AIT	1,726,000	11,053,210	6.40	6.35	0.85	37.26
KYE	400	132,000	330.00	327.00	0.92	36.36
SUPER	12,679,400	9,636,344	0.76	0.76	0.00	32.11
TOA-R	54,900	1,633,275	29.75	30.00	(0.83)	22.73
OSP-R	2,642,300	81,889,125	30.99	31.00	(0.03)	21.41
VIH-R	160,200	1,557,350	9.72	9.70	0.22	20.26
IRPC	11,671,900	40,618,212	3.48	3.46	0.58	19.73
BTS-R	3,488,100	29,095,655	8.34	8.40	(0.70)	19.60
IVL-R	4,842,400	210,830,775	43.54	43.75	(0.48)	19.57
CBG-R	1,424,600	144,153,150	101.19	101.50	(0.31)	18.48
KCE-R	1,642,600	90,652,175	55.19	55.00	0.34	17.69
XO	222,500	3,150,700	14.16	14.30	(0.98)	17.58
BAY	78,800	2,580,700	32.75	32.75	0.00	17.24
BTS	2,865,000	23,914,160	8.35	8.40	(0.63)	16.10
COM7-R	2,995,900	104,487,750	34.88	35.00	(0.35)	15.77
SAWAD	1,311,800	63,203,600	48.18	48.25	(0.14)	15.46
EGCO	268,500	48,711,600	181.42	183.50	(1.13)	14.51
SCGP-R	581,600	32,386,475	55.69	56.00	(0.56)	14.49
TQM-R	199,700	8,562,700	42.88	42.75	0.30	14.24
BAM	1,263,600	23,078,880	18.26	18.30	(0.19)	14.09
GPSC	937,700	61,840,075	65.95	66.25	(0.45)	13.62
GPSC-R	924,800	60,941,550	65.90	66.25	(0.53)	13.43
JAS-R	2,902,400	7,604,288	2.62	2.62	0.00	13.26
STGT	1,718,600	23,711,780	13.80	13.70	0.71	12.98
CPALL-R	2,541,900	153,996,350	60.58	61.25	(1.09)	12.44
HANA	554,900	24,055,675	43.35	43.50	(0.34)	12.04
DOHOME-R	1,187,500	18,079,450	15.22	15.20	0.16	11.94
EA-R	516,800	42,309,475	81.87	82.25	(0.46)	11.58
TRUE-R	14,315,000	65,445,776	4.57	4.62	(1.04)	11.49
WHA-R	9,811,200	34,365,406	3.50	3.50	0.08	11.26
SUPER-R	4,408,900	3,350,764	0.76	0.76	0.00	11.17
PLANB-R	2,300,400	15,449,390	6.72	6.75	(0.50)	10.95
PTTEP	1,957,500	338,426,200	172.89	172.00	0.52	10.93
DUSIT	2,900	33,640	11.60	11.60	0.00	10.66
ORI	420,500	4,289,100	10.20	10.20	0.00	10.52
COM7	1,984,100	69,178,325	34.87	35.00	(0.38)	10.45
TQM	144,900	6,210,175	42.86	42.75	0.25	10.33
SAWAD-R	873,500	42,120,800	48.22	48.25	(0.06)	10.29
MICRO	36,300	180,774	4.98	4.96	0.40	10.24
CHG-R	6,420,900	23,675,948	3.69	3.68	0.20	10.20
INTUCH-R	325,800	23,226,550	71.29	71.75	(0.64)	10.19
PTT-R	4,947,700	186,774,075	37.75	38.00	(0.66)	10.09
BBL	209,000	28,737,500	137.50	138.00	(0.36)	10.07
DELTA-R	169,700	91,483,400	539.09	536.00	0.58	9.97
CPF	1,854,900	47,763,675	25.75	26.00	(0.96)	9.79
MTC	1,390,500	59,080,775	42.49	42.50	(0.03)	9.78
III	198,400	2,679,960	13.51	13.40	0.80	9.77
TVO	119,700	3,645,275	30.45	30.50	(0.15)	9.70
SGP	19,100	219,650	11.50	11.50	0.00	9.70
SCCC-R	3,500	548,550	156.73	156.50	0.15	9.62
ICHI-R	358,300	3,168,445	8.84	8.85	(0.08)	9.59
GULF	1,621,000	81,863,425	50.50	50.50	0.00	9.59
SINGER	369,200	17,011,450	46.08	46.00	0.17	9.58
SO	8,500	100,300	11.80	11.80	0.00	9.48
KTB	2,307,300	38,402,970	16.64	16.70	(0.33)	9.41
PTL-R	12,100	281,050	23.23	23.20	0.12	9.11
AMATA	1,345,400	27,209,880	20.22	20.40	(0.86)	9.07
TIDLOR-R	956,500	27,479,875	28.73	28.75	(0.07)	9.04
JMT-R	988,600	76,273,050	77.15	77.25	(0.13)	8.96
GLOBAL-R	645,500	12,407,110	19.22	19.50	(1.43)	8.84
TASCO	100,500	1,658,250	16.50	16.60	(0.60)	8.84
EGCO-R	162,200	29,464,900	181.66	183.50	(1.00)	8.77
KSL-R	438,500	1,602,304	3.65	3.68	(0.70)	8.76
LH	3,188,700	28,276,840	8.87	8.85	0.20	8.67
JMART-R	601,600	30,987,675	51.51	51.50	0.02	8.61
RATCH-R	634,600	27,618,850	43.52	43.50	0.05	8.57
CK-R	511,300	10,618,610	20.77	20.80	(0.15)	8.41
DTAC-R	572,100	24,571,075	42.95	43.25	(0.70)	8.37
TISCO	208,700	19,385,750	92.89	92.75	0.15	8.30
ADVANC	486,600	93,784,250	192.73	193.50	(0.40)	8.18
TOA	19,600	583,100	29.75	30.00	(0.83)	8.12
ASK	160,400	5,585,875	34.82	34.75	0.21	8.03
BEM	1,506,800	13,184,500	8.75	8.70	0.57	7.83
STA-R	183,000	3,863,760	21.11	21.20	(0.41)	7.81
TTCL	179,100	833,840	4.66	4.64	0.34	7.80
STA	180,600	3,818,330	21.14	21.20	(0.27)	7.71
AOT-R	1,275,600	91,741,075	71.92	72.50	(0.80)	7.68
GUNKUL-R	3,536,300	17,830,470	5.04	5.00	0.84	7.58
DTAC	517,000	22,147,750	42.84	43.25	(0.95)	7.56
JTS-R	45,700	4,083,975	89.36	88.00	1.55	7.56
CPF-R	1,406,400	36,209,650	25.75	26.00	(0.98)	7.42
PTT	3,621,500	136,711,625	37.75	38.00	(0.66)	7.39
IVL	1,784,000	77,773,875	43.60	43.75	(0.35)	7.21
BGRIM	727,600	25,999,150	35.73	35.50	0.66	7.20
SKN-R	68,100	395,280	5.80	5.85	(0.78)	7.19
HANA-R	331,000	14,368,625	43.41	43.50	(0.21)	7.18
SPCG-R	30,200	477,160	15.80	15.80	0.00	7.14
KKP-R	482,000	34,601,575	71.79	72.00	(0.30)	7.04

	Volume (Shares)	Turnover (Bt)	Average price (Bt)	Last price 30-Aug-22	Gap between last close and short	Short sale volume comparing with main board
CPN-R	1,007,100	68,453,075	67.97	68.50	(0.77)	7.01
KTC-R	232,200	13,684,725	58.94	59.25	(0.53)	6.93
PSH	36,900	472,320	12.80	12.90	(0.78)	6.89
EA	307,100	25,209,600	82.09	82.25	(0.20)	6.88
AOT	1,141,300	81,883,175	71.75	72.50	(1.04)	6.87
IRPC-R	4,055,900	14,114,532	3.48	3.46	0.58	6.86
STGT-R	904,200	12,507,520	13.83	13.70	0.97	6.83
SSP-R	152,800	1,482,160	9.70	9.70	0.00	6.78
SCC-R	95,900	34,412,100	358.83	359.00	(0.05)	6.76
MTC-R	943,000	40,053,300	42.47	42.50	(0.06)	6.63
TIDLR	696,300	19,848,550	28.51	28.75	(0.85)	6.58
RATCH	483,400	21,050,425	43.55	43.50	0.11	6.53
CENTEL	381,100	16,278,850	42.72	43.00	(0.66)	6.52
ASP	183,200	567,920	3.10	3.12	(0.64)	6.49
CPALL	1,325,100	80,125,200	60.47	61.25	(1.28)	6.49
TSTH	89,700	92,391	1.03	1.03	0.00	6.35
SINGER-R	244,300	11,278,350	46.17	46.00	0.36	6.34
BGRIM-R	614,700	21,878,500	35.59	35.50	0.26	6.08
RBF-R	215,600	2,967,690	13.76	13.60	1.21	6.06
KTB-R	1,485,800	24,664,280	16.60	16.70	(0.60)	6.06
UNIQ	10,700	52,002	4.86	4.84	0.41	6.06
JMT	662,400	51,108,650	77.16	77.25	(0.12)	6.00
TOP	804,800	50,216,125	62.40	63.00	(0.96)	5.96
PSL	878,700	12,871,980	14.65	14.50	1.03	5.91
PTTGC-R	667,200	31,762,150	47.61	47.50	0.22	5.88
ADVANC-R	341,200	65,702,600	192.56	193.50	(0.48)	5.74
OR	709,800	19,140,300	26.97	26.75	0.81	5.73
TOP-R	771,400	47,967,525	62.18	63.00	(1.30)	5.72
SCC	80,300	28,838,900	359.14	359.00	0.04	5.66
BANPU	13,086,900	194,316,320	14.85	14.90	(0.35)	5.64
SCB-R	1,080,700	119,039,200	110.15	111.00	(0.77)	5.62
DCC	303,500	831,590	2.74	2.74	0.00	5.56
BCH-R	906,100	17,052,070	18.82	18.90	(0.43)	5.55
BBL-R	114,300	15,716,250	137.50	138.00	(0.36)	5.51
CKP	1,050,900	5,448,965	5.19	5.15	0.68	5.48
NER	173,200	1,024,310	5.91	5.90	0.24	5.47
LOXLEY	64,200	145,716	2.27	2.28	(0.45)	5.46
STARK-R	1,305,000	5,350,258	4.10	4.08	0.49	5.44
QH	2,932,100	6,444,638	2.20	2.18	0.82	5.42
PTL	7,100	165,600	23.32	23.20	0.53	5.34
PLANB	1,114,700	7,446,985	6.68	6.75	(1.03)	5.31
KKP	353,400	25,339,000	71.70	72.00	(0.42)	5.16
DOHOME	501,900	7,632,510	15.21	15.20	0.05	5.05
VIBHA	859,900	2,270,136	2.64	2.66	(0.75)	5.02
AP	327,900	3,344,580	10.20	10.10	0.99	5.02
HMPRO	1,251,300	17,273,110	13.80	13.80	0.03	5.01
GUNKUL	2,314,100	11,680,120	5.05	5.00	0.95	4.96
RBF	175,900	2,421,690	13.77	13.60	1.23	4.95
PTTGC	554,600	26,409,725	47.62	47.50	0.25	4.89
AEONTS	8,900	1,477,500	166.01	166.50	(0.29)	4.85
CHAYO	55,300	597,240	10.80	10.70	0.93	4.81
CHG	3,008,800	11,078,084	3.68	3.68	0.05	4.78
SPRC-R	1,836,500	24,385,020	13.28	13.20	0.59	4.75
AMATA-R	697,800	14,152,160	20.28	20.40	(0.58)	4.71
GULF-R	791,500	39,860,650	50.36	50.50	(0.28)	4.68
THANI-R	2,018,400	9,194,952	4.56	4.60	(0.97)	4.67
PTTEP-R	831,800	143,782,850	172.86	172.00	0.50	4.65
SENA	15,600	62,400	4.00	4.02	(0.50)	4.48
BDMS	1,560,500	43,906,400	28.14	28.25	(0.40)	4.45
JAS	969,600	2,540,352	2.62	2.62	0.00	4.43
BYD-R	404,000	4,588,420	11.36	11.40	(0.37)	4.42
BEC	315,300	4,344,880	13.78	14.10	(2.27)	4.41
STEC	303,100	3,684,640	12.16	12.20	(0.36)	4.40
BH	624,000	135,628,800	217.35	215.00	1.09	4.36
WHAUP	46,100	180,712	3.92	3.90	0.51	4.31
CRC-R	676,900	27,481,475	40.60	40.75	(0.37)	4.29
AWC	2,053,900	11,516,120	5.61	5.60	0.12	4.26
CRC	671,200	27,123,925	40.41	40.75	(0.83)	4.25
BCPG-R	464,000	4,990,200	10.75	10.70	0.51	4.24
NOBLE-R	37,000	181,300	4.90	4.90	0.00	4.20
BPP	67,300	1,070,070	15.90	16.00	(0.62)	4.19
GLOBAL	304,100	5,857,420	19.26	19.50	(1.22)	4.16
SIRI	2,719,800	3,018,978	1.11	1.12	(0.89)	4.11
BEC-R	290,800	3,995,240	13.74	14.10	(2.56)	4.07
NOBLE	35,500	174,518	4.92	4.90	0.33	4.03
AIE	11,600	37,700	3.25	3.24	0.31	3.98
TTB	4,966,600	6,307,582	1.27	1.27	0.00	3.98
SPRC	1,531,700	20,203,680	13.19	13.20	(0.07)	3.96
BAM-R	345,700	6,308,450	18.25	18.30	(0.28)	3.85
BCPG	418,100	4,470,270	10.69	10.70	(0.08)	3.82
TSE	36,400	80,808	2.22	2.22	0.00	3.81
TU-R	788,300	13,767,470	17.46	17.50	(0.20)	3.78
KBANK	868,900	135,259,300	155.67	155.50	0.11	3.75
PSL-R	552,800	8,083,480	14.62	14.50	0.85	3.72
CBG	281,400	28,580,800	101.57	101.50	0.07	3.65

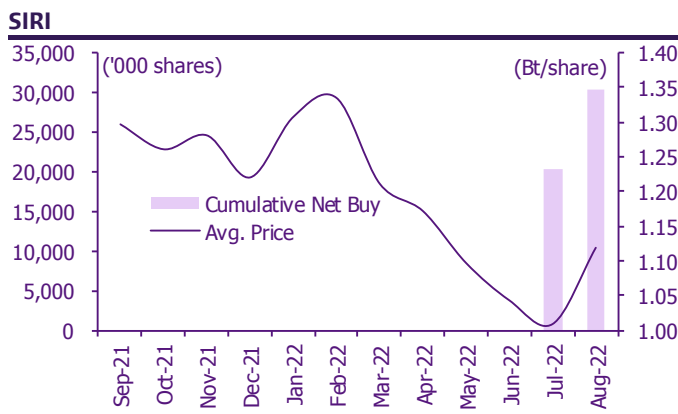
Source: SET, SCBS Investment Research

Director trade

1. Director trade as reported on August 30, 2022.

Company	Name of Director	Product	Transaction date	Amount (Shares)	Average Price (Bt)	Amount (Bt)	Buy/Sell
ASN	Mr. SUDUSIT OUNSAANGCHAN	Common Share	26-08-22	183,500	5.07	930,345	Sale
COLOR	Mr. THANETPHON MONGKOLRAT	Warrant	29-08-22	10,000	0.41	4,100	Sale
COLOR	Mr. THANETPHON MONGKOLRAT	Warrant	29-08-22	200,000	0.43	86,000	Sale
COLOR	Mr. THANETPHON MONGKOLRAT	Warrant	29-08-22	200,000	0.44	88,000	Sale
COLOR	Mr. THANETPHON MONGKOLRAT	Warrant	29-08-22	200,000	0.45	90,000	Sale
CRANE	Miss WANIDA DARACHAI	Common Share	29-08-22	27,174,554	1.00	27,174,554	Sale
EKH	Mrs. ORASA TANGSAJJAPOJ	Common Share	29-08-22	100,000	7.40	740,000	Purchase
EP	Mr. YUTH CHINSUPAKUL	Common Share	26-08-22	14,000	4.44	62,160	Purchase
EP	Mr. YUTH CHINSUPAKUL	Common Share	29-08-22	49,600	4.44	220,224	Purchase
HFT	Mr. Ming shan Yen	Common Share	29-08-22	46,000	6.55	301,300	Purchase
JMART	Mr. ADISAK SUKUMVITAYA	Common Share	29-08-22	100,000	51.00	5,100,000	Purchase
ONEE	Miss SOMRUEDEE SRICHANYA	Common Share	29-08-22	50,000	9.85	492,500	Sale
PG	Mr. PIRANART CHOKWATANA	Common Share	29-08-22	20,000	7.16	143,200	Purchase
PROEN	Mr. KITTIIPAN SRI-BUA-IAM	Warrant	24-08-22	11,659,700	2.90	33,813,130	Sale
PROEN	Mr. KITTIIPAN SRI-BUA-IAM	Warrant	26-08-22	4,340,300	2.90	12,586,870	Sale
PROEN	Mr. VISRUT MANUNPON	Warrant	25-08-22	14,600	2.96	43,216	Sale
PROEN	Mr. VISRUT MANUNPON	Warrant	26-08-22	50,000	3.02	151,000	Sale
PROEN	Mr. VISRUT MANUNPON	Warrant	29-08-22	150,000	3.02	453,000	Sale
PS	Mr. UDOMSAK YAMNOON	Common Share	24-08-22	10,000	12.80	128,000	Purchase
PSG	Mr. NOPADOL INTRALIB	Common Share	29-08-22	1,000,000	1.38	1,380,000	Purchase
RBF	Mrs. PETCHARA RATANAPOOMPINYO	Common Share	26-08-22	50,000	13.90	695,000	Purchase
RBF	Mrs. PETCHARA RATANAPOOMPINYO	Common Share	29-08-22	50,000	13.73	686,500	Purchase
SA	Mr. KAJONSIT SINGSANSERN	Common Share	29-08-22	81,300	8.71	708,123	Purchase
SABUY	Mr. CHOOKIAT RUJANAPORNPAJEE	Common Share	25-08-22	2,000,000	19.01	38,020,000	Sale
SABUY	Mr. CHOOKIAT RUJANAPORNPAJEE	Common Share	25-08-22	1,200,000	18.77	22,524,000	Sale
SAPPE	Mr. ARNUPAP RUCKARYAPONG	Common Share	29-08-22	70,000	42.76	2,993,200	Purchase
SC	Mr. PRAYONGYUT ITTHIRATCHAI	Common Share	26-08-22	50,000	3.48	174,000	Sale
SEAFCO	Miss NUTTHAWAN THASNANIPAN	Common Share	29-08-22	11,441,376	3.40	38,900,678	Purchase
SEAFCO	Mr. NUTTHAPAN THASNANIPAN	Common Share	29-08-22	14,390,138	3.40	48,926,469	Purchase
SEAFCO	Mr. NUTTHAPON THASNANIPAN	Common Share	29-08-22	5,229,157	3.40	17,779,134	Purchase
SIRI	Mr. WANCHAK BURANASIRI	Common Share	26-08-22	10,000,000	1.12	11,200,000	Purchase
SMD	Mr. TAVESAK BOONPRASIT	Common Share	29-08-22	200,000	10.40	2,080,000	Sale
STA	Mr. KITICHAI SINCHAROENKUL	Common Share	29-08-22	30,000	21.10	633,000	Purchase
TACC	Mr. CHATCHAWE VATANASUK	Common Share	24-08-22	6,800	7.10	48,280	Sale
TACC	Mr. CHATCHAWE VATANASUK	Common Share	25-08-22	150,000	7.05	1,057,500	Sale
TACC	Mr. CHATCHAWE VATANASUK	Common Share	26-08-22	150,000	7.10	1,065,000	Sale
TACC	Mr. CHATCHAWE VATANASUK	Common Share	26-08-22	20,000	7.10	142,000	Sale
TCMC	Mr. PIMOL SRIVIKORN	Common Share	29-08-22	472,900	1.74	822,846	Purchase
TGE	Mr. THANAPAT RATANAPITAG	Common Share	19-08-22	120,000	1.93	231,600	Purchase
TGE	Mr. THANAPAT RATANAPITAG	Common Share	22-08-22	157,500	2.05	322,875	Purchase
TGE	Mr. THANAPAT RATANAPITAG	Common Share	23-08-22	60,000	1.84	110,400	Purchase
TGE	Mr. THANAPAT RATANAPITAG	Common Share	26-08-22	55,000	1.72	94,600	Purchase
TSR	Mr. SURAT WONGRATTANAPASSORN	Common Share	25-08-22	10,000	5.60	56,000	Purchase
TSR	Mr. SURAT WONGRATTANAPASSORN	Common Share	26-08-22	3,000	5.70	17,100	Purchase
TSR	Mr. SURAT WONGRATTANAPASSORN	Common Share	26-08-22	4,000	5.70	22,800	Purchase
TSR	Mr. SURAT WONGRATTANAPASSORN	Common Share	26-08-22	10,000	5.70	57,000	Purchase
TSR	Mr. WATCHARIN WATCHARATHAM	Common Share	29-08-22	45,000	5.95	267,750	Sale
TSR	Mr. WATCHARIN WATCHARATHAM	Common Share	29-08-22	100,000	6.00	600,000	Sale
TSR	Mr. WATCHARIN WATCHARATHAM	Common Share	29-08-22	50,000	5.85	292,500	Sale
TSR	Mr. WATCHARIN WATCHARATHAM	Common Share	29-08-22	50,000	5.65	282,500	Sale
TSTE	Mr. PRAPAS CHUTIMAVORAPHAND	Common Share	29-08-22	5,000	7.05	35,250	Purchase
UVAN	Mr. APIRAG VANICH	Common Share	29-08-22	25,100	7.38	185,238	Purchase
VIBHA	Mr. PRAMUK UNACHAK	Warrant	25-08-22	250,000	0.35	87,500	Sale
WFX	Miss CHALONGKWAN WONGSASUTHIKUL	Common Share	29-08-22	100,000	7.05	705,000	Sale
Total					Purchase	132,552,697	
					Sale	143,258,745	
					Net	(10,706,048)	

2. 12-month cumulative net buy/sell for SCBS-covered stocks with activity as of last close



Corporate calendar

August				
Monday	Tuesday	Wednesday	Thursday	Friday
29	30	31		
XD AH Bt0.58 CEYE Bt0.15 FPI Bt0.08 FUTUREPF Bt0.28 HUMAN Bt0.06 KISS Bt0.06 LALIN Bt0.305 SIRI Bt0.04 SMD Bt0.25 SPCG Bt0.25 TIFI Bt0.125 TLHPF Bt0.1 TOA Bt0.25 XO Bt0.188 PD INETREIT Bt0.228 Share listing UREKA 7,122,507 Shares	XD BCPG Bt0.2 CPF Bt0.4 HTECH Bt0.1 IVL Bt0.4 KCAR Bt0.19 SSTRT Bt0.2 Company name change TQM to "TQM Alpha PCL" PD 1DIV Bt0.2 Share listing SABUY 56,028,555 Shares	XD BCH Bt0.4 BCP Bt1.25 PD TFM Bt0.05		

September				
Monday	Tuesday	Wednesday	Thursday	Friday
			1	2
			XW SABUY 5 : 2 PD FTREIT Bt0.175 INSET Bt0.04 LPN Bt0.1	XD GAHREIT Bt0.15 GROREIT Bt0.3 LANNA Bt1.45 OR Bt0.35 PTTGC Bt0.75 PD BOL Bt0.13 CPNREIT Bt0.28 KIAT Bt0.01 RCL Bt1.75 SNC Bt0.65 VNG Bt0.1 WHABT Bt0.16 WHART Bt0.192

5	6	7	8	9
XD DRT Bt0.24 HPF Bt0.113 M-II Bt0.148 MULF Bt0.14 MNIT Bt0.02 MNIT2 Bt0.045 MNRF Bt0.02 M-STOR Bt0.076 PB Bt0.86 TTB Bt0.02 PD CPNCG Bt0.235 DIF Bt0.26 POPF Bt0.2544 PPF Bt0.17 SCM Bt0.15 SIRIP Bt0.05 SPRIME Bt0.1493 SYNEX Bt0.18 TU Bt0.4 VCOM Bt0.12	XD BAY Bt0.4 LUXF Bt0.24 TTW Bt0.3 PD ADVANC Bt3.45 DCC Bt0.035 GGC Bt0.25 ILM Bt0.2 JASIF Bt0.23 MAKRO Bt0.18 PCSGH Bt0.15 RPH Bt0.2 SAT Bt0.38 SNNP Bt0.18 TPRIME Bt0.113 WORK Bt0.2	XD BBL Bt1.5 GPSC Bt0.2 KBANK Bt0.5 KKP Bt1.75 LHFP Bt0.06 LHSC Bt0.05 QHPF Bt0.11 XE BANPU-W4 1 : 1 @Bt5 BIOTEC-W1 1 : 1 @Bt0.5 PD AIMCG Bt0.09 AIMIRT Bt0.2225 ASIAN Bt0.25 BBGI Bt0.05 BSBM Bt0.02 JMT Bt0.49 NER Bt0.07 PDG Bt0.08 PIMO Bt0.02 PM Bt0.15 PT Bt0.2 RJH Bt2 SC Bt0.08 SGP Bt0.2 SPALI Bt0.7 STGT Bt0.5 TEAM Bt0.05 TKN Bt0.09 TKS Bt0.12 TNP Bt0.035	XD AFC Bt0.14 BPP Bt0.4 HTC Bt0.55 NSI Bt2.5 SSPF Bt0.154 SUSCO Bt0.12 TPIPP Bt0.12 PD AS Bt0.3 BH Bt1.15 BH-P Bt1.15 BJC Bt0.15 BKT Bt3.5 BOFFICE Bt0.174 B-WORK Bt0.1771 CCET Bt0.02 D Bt0.03 FSMART Bt0.2 GPI Bt0.05 IMPACT Bt0.1 INTUCH Bt1.76 KTBSTMR Bt0.1779 M Bt0.5 MBAX Bt0.12 NSL Bt0.25 QH Bt0.04 SABINA Bt0.61 SKR Bt0.08 SPRC Bt0.96 STA Bt0.85 STA Bt0.15 SWC Bt0.125 THANA Bt0.05 UEC Bt0.06	XD EGCO Bt3.25 RATCH Bt0.8 PD ADD Bt0.11 AI Bt0.25 AIT Bt0.15 AJ Bt0.38 AMATA Bt0.2 ARROW Bt0.1 ASP Bt0.07 AUCT Bt0.15 BCPG Bt0.2 BGC Bt0.1 BGRIM Bt0.03 BIS Bt0.06 BLESS Bt0.05 CBG Bt0.75 CHG Bt0.085 CSS Bt0.04 EASON Bt0.04 ECL Bt0.05 FORTH Bt0.15 FPI Bt0.08 GC Bt0.2 HPT Bt0.018 HTECH Bt0.1 III Bt0.15 JMART Bt0.45 JUBILE Bt0.38 KAMART Bt0.05 KCC Bt0.0379 KCE Bt1 LALIN Bt0.305 LEO Bt0.2 LH Bt0.25 LPH Bt0.1 MEGA Bt0.75 MGT Bt0.03 ONEE Bt0.12 OSP Bt0.45 PHOL Bt0.08 PROSPECT Bt0.2285 PSH Bt0.31 SAMTEL Bt0.06 SENA Bt0.12692 SINGER Bt0.3 SMIT Bt0.14 SMPC Bt0.6 SNP Bt0.1 SO Bt0.15 SPCG Bt0.25 SSP Bt0.2 TACC Bt0.17 TFG Bt0.1 TKC Bt0.2 TMT Bt0.15 TNITY Bt0.175 TOG Bt0.17 TQM Bt0.7 TQR Bt0.14 UVAN Bt0.3 WINNER Bt0.06

XD - Cash Dividend
XD(ST) - Stock Dividend

PD - Payment Date
XR - Rights for Common

XW - Rights for Warrant
XT - Rights for Transferable Subscription Right

XE - Warrant Exercise
CW - Capital write-down

SP - Suspension

Disclaimer

The information in this report has been obtained from sources believed to be reliable. However, its accuracy or completeness is not guaranteed. Any opinions expressed herein reflect our judgment at this date and are subject to change without notice. This report is for information only. It is not to be construed as an offer, or solicitation of an offer to sell or buy any securities. We accept no liability for any loss arising from the use of this document. We or our associates may have an interest in the companies mentioned therein.

SCB Securities Company Limited ("SCBS") is a wholly-owned subsidiary of The Siam Commercial Bank Public Company Limited ("SCB"). Any information related to SCB is for sector comparison purposes.

This document is prepared by SCB Securities Company Limited ("SCBS") which is wholly-owned by the Siam Commercial Bank Public Company Limited ("SCB"). SCB acts as financial advisor of the SCG Chemicals Public Company Limited (SCGC). Any opinions, news, research, analyses, prices, statements, forecasts, projections and/or other information contained in this document (the "Information") is provided as general information purposes only and shall not be construed as individualized recommendation of an offer to buy or sell or the solicitation of an offer to buy or sell any securities. SCBS and/or its directors, officers and employees shall not be liable for any direct, indirect, incidental, special or consequential loss or damage, resulting from the use of or reliance on the Information, including without limitation to, damages for loss of profits. The investors shall use the Information in association with other information and opinion, including their own judgment in making investment decision. The Information is obtained from sources believed to be reliable, and SCBS cannot guarantee the accuracy, completeness and/or correctness of the Information.

This document is prepared by SCB Securities Company Limited ("SCBS") which is wholly-owned by The Siam Commercial Bank Public Company Limited ("SCB"). SCB may be appointed to act as financial advisor in relation to transactions to be carried out by Thai Oil Company Limited. Any opinions, news, research, analyses, prices, statements, forecasts, projections and/or other information contained in this document (the "Information") is provided as general information purposes only and shall not be construed as individualized recommendation of an offer to buy or sell or the solicitation of an offer to buy or sell any securities. SCBS and/or its directors, officers and employees shall not be liable for any direct, indirect, incidental, special or consequential loss or damage, resulting from the use of or reliance on the Information, including without limitation to, damages for loss of profits. The investors shall use the Information in association with other information and opinion, including their own judgment in making investment decision. The Information is obtained from sources believed to be reliable, and SCBS cannot guarantee the accuracy, completeness and/or correctness of the Information.

This document is prepared by SCB Securities Company Limited ("SCBS") which is wholly-owned by The Siam Commercial Bank Public Company Limited ("SCB"). SCB has acted as Financial Advisor, Lead Arranger of Global Power Synergy Public Company Limited. Any opinions, news, research, analyses, prices, statements, forecasts, projections and/or other information contained in this document (the "Information") is provided as general information purposes only, and shall not be construed as individualized recommendation of an offer to buy or sell or the solicitation of an offer to buy or sell any securities. SCBS and/or its directors, officers and employees shall not be liable for any direct, indirect, incidental, special or consequential loss or damage, resulting from the use of or reliance on the Information, including without limitation to, damages for loss of profits. The investors shall use the Information in association with other information and opinion, including their own judgment in making investment decision. The Information is obtained from sources believed to be reliable, and SCBS cannot guarantee the accuracy, completeness and/or correctness of the Information.

This document is prepared by SCB Securities Company Limited ("SCBS") which is wholly-owned by The Siam Commercial Bank Public Company Limited ("SCB"). SCB Asset Management Company Limited ("SCBAM") which is wholly-owned by The Siam Commercial Bank Public Company Limited ("SCB"). SCB has acted as Financial Advisor of Digital Telecommunications Infrastructure Fund. SCBAM has acted as Fund Manager of Digital Telecommunications Infrastructure Fund. Any opinions, news, research, analyses, prices, statements, forecasts, projections and/or other information contained in this document (the "Information") is provided as general information purposes only, and shall not be construed as individualized recommendation of an offer to buy or sell or the solicitation of an offer to buy or sell any securities. SCBS and/or its directors, officers and employees shall not be liable for any direct, indirect, incidental, special or consequential loss or damage, resulting from the use of or reliance on the Information, including without limitation to, damages for loss of profits. The investors shall use the Information in association with other information and opinion, including their own judgment in making investment decision. The Information is obtained from sources believed to be reliable, and SCBS cannot guarantee the accuracy, completeness and/or correctness of the Information.

SCBS reserves the right to modify the Information from time to time without notice and in its sole discretion. This document is delivered to intended recipient(s) only and is not permitted to reproduce, retransmit, disseminate, sell, distribute, republish, circulate or commercially exploit the Information in any manner without the prior written consent of SCBS.

Futures and Options trading carry a high level of risk with the potential for substantial losses, and are not suitable for all persons. Before deciding to trade Futures and Options, you should carefully consider your financial position, investment objectives, level of experience, and risk appetite if Futures and Options trading are appropriate. The possibility exists that you could sustain a loss of some or all of your initial investment. You should be aware of all the risks associated with Futures and Options trading, and you are advised to rely on your own judgment while making investment decision and/or should seek advice from professional investment advisor if you have any doubts.

This document is delivered to intended recipient(s) only and is not permitted to reproduce, retransmit, disseminate, sell, distribute, republish, circulate or commercially exploit the Information in any manner without the prior written consent of SCBS.

Copyright©2012 SCB Securities Company Limited. All rights reserved.

CG Rating 2021 Companies with CG Rating

Companies with Excellent CG Scoring

AAV, ADVANC, AF, AH, AIRA, AKP, AKR, ALT, AMA, AMATA, AMATAV, ANAN, AOT, AP, ARIP, ARROW, ASP, AUCTION, AWC, AYUD, BAFS, BANPU, BAY, BBL, BCP, BCPG, BDMS, BEM, BGC, BGRIM, BIZ, BKI, BOL, BPP, BRR, BTS, BTW, BWG, CENTEL, CFRESH, CHEWA, CHO, CIMBT, CK, CKP, CM, CNT, COM7, COMAN, COTTO, CPALL, CPF, CPI, CPN, CRC, CSS, DDD, DELTA, DEMCO, DRT, DTAC, DUSIT, EA, EASTW, ECF, ECL, EE, EGCO, EPG, ETC, FPI, FPT, FSMART, GBX, GC, GCAP, GFPT, GGC*, GLAND, GLOBAL, GPI, GPSC, GRAMMY, GULF, GUNKUL, HANA, HARN, HMPRO, ICC, ICHI, III, ILINK, ILM, INTUCH, IP, IRPC, ITEL, IVL, JSP, JWD, K, KBANK, KCE, KKP, KSL, KTB, LALIN, LANNA, LH, LHFG, LIT, LPN, MACO, MAJOR, MAKRO, MALEE, MBK, MBKET, MC, MCOT, METCO, MFEC, MINT, MONO, MOONG, MSC, MTC, MVP, NCL, NEP, NER, NHI, NOBLE, NSI, NVD, NWR, NYT, OISHI, OR, ORI, OSP, OTO, PACE, PACO, PAF, PCSGH, PDG, PDJ, PG, PHOL*, PLANB, PLANET, PLAT, PORT, PPS, PR9, PREB, PRG, PRM, PROUD, PSH, PSL, PTG, PTT, PTTEP, PTTGC, PYLON, Q-CON, QH, QTC, RATCH, RS, S, S & J, SAAM, SABINA, SAMART, SAMTEL, SAT, SC, SCB, SCC, SCCC, SCG, SCGP, SCM, SDC, SEAFCO, SEAOL, SE-ED, SELIC, SENA, SHR, SIRI, SIS, SITHAI, SMK, SMP, SNC, SONIC, SPALI, SPI, SPRC, SPVI, SSSC, SST, STA, STEC*, STI, SUN, SUSCO, SUTHA, SVI*, SYMC, SYNTEC, TACC, TASC, TCAP, TEAMG, TFMAMA, TGH, THANA, THANI, THCOM, THG, THIP, THRE, THREL, TIP¹, TIPCO, TISCO, TK, TKT, TMT, TNDT, TNITY, TOA, TOP, TPBI, TQM, TRC, TRU, TRUE, TSC, TSR, TSTE, TSTH, TTA, TTB, TTCL, TTW, TU, TVD, TVI, TVO, TWPC, U, UAC, UBIS, UV, VGI, VIH, WACOAL, WAVE, WHA, WHAUP, WICE, WINNER, ZEN

Companies with Very Good CG Scoring

2S, 7UP, ABICO, ABM, ACE, ACG, ADB, AEONTS, AGE, AHC, AIT, ALL, ALLA, ALUCON, AMANAH, AMARIN, APCO, APCS, APURE, AQUA, ASEFA, ASIAN, ASK, ATP30, BA, BC, BEC, BFIT, BJCHI, BR, CBG, CGH, CHAYO, CHOTI, CI, CMC, CPL, CRD, CSP, DCC, ASAP, ASIA, ASIMAR, ASN, B, BAM, BCH, BEYOND, BJC, BLA, BROOK, CEN, CHARAN, CHG, CHOW, CIG, COLOR, CPW, CSC, CWT, DCON, DHOUSE, DOD, DOHOME, EAV, EASON, EFORL, ERW, ESSO, ESTAR, ETE, FE, FLOYD, FN, FNS, FORTH, FSS, FTE, FVC, GEL, GENCO, GJS, GYT, HEMP, HPT, HTC, HYDRO, ICN, IFS, IMH, IND, INET, INSURE, IRC, IRCP, IT, ITD*, J, JAS, JCK, JCKH, JMART, JMT, KBS, KCAR, KEX, KGI, KIAT*, KISS, KOOL, KTIS, KUMWEL, KUN, KWC, KWM, L&E, LDC, LEO, LHK, LOXLEY, LRH, LST, M, MATCH, MBAX, MEGA, META, MFC*, MGT, MICRO, MILL, MITSIB, MK, MODERN, MTI, NBC, NCAP, NCH, NETBAY, NEX, NINE, NRF, NTV, OCC, OGC, PATO, PB, PICO, PIMO, PJW, PL, PM, PMTA, PPP, PPPM, PRIME, PRIN, PRINC, PSTC, PT, QLT, RBF, RCL, RICHY, RML, ROJNA, RPC, RT, RWI, S11, SA, SAK, SALEE, SAMCO, SANKO, SAPPE, SAWAD, SCI, SCN, SCP, SE, SFLEX, SFP, SFT, SGF, SIAM, SINGER, SKE, SKN, SKR, SKY, SLP, SMIT, SMT, SNP, SO, SORKON, SPA, SPC, SPCG, SR, SRICHA, SSC, SSF, STANLY, STGT, STOWER*, STPI, SUC, SWC, SYNEX, T, TAE, TAKUNI, TBSP, TCC, TCMC, TEAM, TFG, TFI, TIGER, TITLE, TKN, TKS, TM, TMC, TMD, TMI, TMILL, TNL, TNP, TOG, TPA, TPAC, TPCS, TPS, TRITN, TRT, TSE, TVT, TWP, UEC, UMI, UOBKH, UP, UPF, UPOIC, UTP, VCOM, VL, VNT, VPO, VRANDA, WGE, WIJK, WP, XO, XPG, YUASA

Companies with Good CG Scoring

A, AI, AIE, AJ, AMC, APP, AQ, ARIN, AS, AU, B52, BEAUTY, BGT, BH, BIG, BLAND, BM, BROCK, BSBM, BSM, BYD*, CCP, CITY, CMO, CPT, CSR, EKH, EP, FMT, GLOCON*, GSC, HTECH, IHL, INGRS, JAK, JTS, KASET, KK, KWG, LEE, BTNC, CAZ, CGD, CMAN, CMR, CRANE, D, EMC, F&D, GIFT, GREEN, GTB, HUMAN, IIG, INOX, JR, JUBILE, KCM, KKC, KYE, LPH, MATI, M-CHAI, MCS, MDX, MJD, MORE, MUD, NC, NDR, NFC, NNCL, NOVA, NPK, NUSA, OCEAN, PAF, PF, PK, PLE, PPM, PRAKIT, PRAPAT, PRECHA, PTL, RCI², RJH, RP, RPH, RSP, SABUY, SF, SGP, SICT, SIMAT, SISB, SK, SMART, SOLAR, SPACK, SPG, SQ, SSP, STARK, STC, SUPER, SVOA, TC, TCCC, THMUI, TNH, TNR, TOPP, TPCH, TPIPL, TPIPP, TPLAS, TPOLY, TQR, TTI, TYCN, UKEM, UMS, UNIQ, UPA, UREKA, VIBHA, W, WIN, WORK, WPH, YGG, ZIGA

Corporate Governance Report

The material contained in this publication is for general information only and is not intended as advice on any of the matters discussed herein. Readers and others should perform their own independent analysis as to the accuracy or completeness or legality of such information. The Thai Institute of Directors, its officers, the authors and editor make no representation or warranty as to the accuracy, completeness or legality of any of the information contained herein. By accepting this document, each recipient agrees that the Thai Institute of Directors Association, its officers, the authors and editor shall not have any liability for any information contained in, or for any omission from, this publication.

The survey result is as of the date appearing in the Corporate Governance Report of Thai Listed Companies. As a result, the survey result may be changed after that date. SCB Securities Company Limited does not conform nor certify the accuracy of such survey result.

To recognize well performers, the list of companies attaining "Good", "Very Good" and "Excellent" levels of recognition

(Not including listed companies qualified in the "no announcement of the results" clause from 1 January 2020 to 26 October 2021) is publicized.

¹ TIP was voluntarily delisted from the Stock Exchange of Thailand effectively on July 24, 2021

² RCI was voluntarily delisted from the Stock Exchange of Thailand, effectively on July 16, 2021

* บริษัทหรือกรรมการหรือผู้บริหารของบริษัทที่มีข่าวด้านกฏการกีดกันผู้ถือหุ้น เช่น การกระทำความผิดเกี่ยวกับหลักทรัพย์ การทุจริต คอรัปชั่น เป็นต้น ซึ่งการใช้ข้อมูล CGR ควรตระหนักถึงข้อดังกล่าวประกอบด้วย

Anti-corruption Progress Indicator

Certified (ได้รับการรับรอง)

2S, 7UP, ADVANC, AF, AI, AIE, AIRA, AKP, AMA, AMANAH, AMATA, AMATAV, AP, APCS, AQUA, ARROW, AS, ASIAN, ASK, ASP, AWC, AYUD, B, BAFS, BAM, BANPU, BAY, BBL, BCH, BCP, BCPG, BEB, BEYOND, BGC, BGRIM, BKI, BLA, BPP, BROOK, BRR, BSBM, BTS, BWG, CEN, CENTEL, CFRESH, CGH, CHEWA, CHOTI, CHOW, CIG, CIMBT, CM, CMC, COM7, COTTO, CPALL, CPF, CPI, CPN, CSC, DCC, DELTA, DEMCO, DIMET, DRT, DTAC, DUSIT, EA, EASTW, ECL, EGCO, EP, EPG, ERW, ESTAR, ETE, FE, FNS, FPI, FPT, FSMART, FSS, FTE, GBX, GC, GCAP, GEL, GFPT, GGC, GJS, GPI, GPSC, GSTEEL, GULF, GUNKUL, HANA, HARN, HEMP, HENG, HMPRO, HTC, ICC, ICHI, IFS, ILINK, INET, INSURE, INTUCH, IRC, IRPC, ITEL, IVL, JKN, JR, K, KASET, KBANK, KBS, KCAR, KSL, KTB, KTC, KWI, L&E, LANNA, LH, LHFG, LHK, LPN, LRH, M, MAKRO, MALEE, MATCH, MBAX, MBK, MC, MCOT, META, MFC, MFC, MILL, MINT, MONO, MOONG, MSC, MST, MTC, MTI, NATION, NBC, NEP, NINE, NHI, NOBLE, NOK, NSI, NWR, OCC, OGC, ORI, PAP, PATO, PB, PCSGH, PDG, PDJ, PG, PHOL, PK, PL, PLANB, PLANET, PLAT, PM, PPT, PPPM, PPS, PR9, PREB, PRG, PRINC, PRM, PROS, PSH, PSL, PSTC, PT, PTG, PTT, PTTEP, PTTGC, PYLON, Q-CON, QH, QLT, QTC, RATCH, RML, RWI, S&J, SAAM, SABINA, SAPPE, SAT, SC, SUCT, SCC, SCCC, SCG, SCGP, SCM, SCN, SEAOL, SE-ED, SELIC, SENA, SGP, SINGER, SIRI, SITHAI, SKR, SMIT, SMC, SMP, SNC, SNP, SORKON, SPACK, SPALI, SPC, SPI, SPRC, SRICHA, SSF, SSG, SST, STA, STOWER, SUSCO, SVI, SYMC, SYNTEC, TAE, TAKUNI, TASC, TCAP, TCMC, TFG, TFI, TFMAMA, TGH, THANI, THCOM, THIP, THRE, THREL, TIDLOR, TIPCO, TISCO, TKS, TKT, TMILL, TMT, TNITY, TNL, TNP, TNR, TOG, TOP, TOPP, TPA, TPCS, TPP, TRU, TRUE, TSC, TSTE, TSTH, TTA, TTB, TTCL, TU, TVDH, TVI, TVO, TWPC, U, UBE, UBIS, UEC, UKEM, UOBKH, UPF, UV, VGI, VIH, WACOAL, WHA, WHAUP, WICE, WIJK, XO, YUASA, ZEN, ZIGA

Declared (ประกาศเจตนาสมัคร)

AH, AJ, ALT, APCO, B52, BEC, CHG, CI, CPL, CPR, CPW, CRC, DDD, DHOUSE, DOHOME, ECF, EKH, ETC, EVER, FLOYD, GLOBAL, III, ILM, INOX, JTS, KEX, KUMWEL, LDC, MAJOR, MEGA, NCAP, NOVA, NRF, NUSA, NYT, OR, PIMO, PLE, RS, SAK, SIS, STECH, STGT, SUPER, SVT, TKN, TMI, TQM, TSI, VARO, VCOM, VIBHA, WIN

N/A

3K-BAT, A, A5, AAV, ABICO, ABM, ACAP, ACC, ACE, ACG, ADB, ADD, AEONTS, AFC, AGE, AHC, AIT, AJA, AKR, ALL, ALLA, ALPHAX, ALUCON, AMARIN, AMC, AMR, ANAN, AOT, APEX, APP, APURE, AQ, ARIN, ARIP, ASAP, ASEFA, ASIA, ASIMAR, ASN, ASW, ATP30, AU, AUCT, BA, BBGI, BBIK, BC, BCT, BDMS, BEAUTY, BEM, BFIT, BGT, BH, BIG, BIOTEC, BIS, BIZ, BJC, BJCHI, BKD, BLAND, BLESS, BLISS, BM, BOL, BR, BRI, BROCK, BSM, BTNC, BTW, BUI, BYD, CAZ, CBG, CCET, CCP, CEYE, CGD, CHARAN, CHAYO, CHIC, CHO, CITY, CIVIL, CK, CKP, CMAN, CMO, CMR, CNT, COLOR, COMAN, CPANEL, CPH, CPT, CRANE, CRD, CSP, CSR, CSS, CTW, CV, CWT, D, DCON, DITTO, DMT, DOD, DPAINT, DTIC, DV8, EASON, EE, EFORL, EMC, ESSO, F&D, FANCY, FMT, FN, FORTH, FTI, FVC, GENCO, GIFT, GL, GLAND, GLOCON, GLORY, GRAMMY, GRAND, GREEN, GSC, GTB, GYT, HFT, HL, HPT, HTECH, HUMAN, HYDRO, ICN, IFEC, IHL, IIG, IMH, IND, INGRS, INSET, IP, IRCP, IT, ITD, J, JAK, JAS, JCK, JCKH, JCT, JDF, JMART, JMT, JP, JUBILE, JWD, KAMART, KC, KCC, KCM, KDH, KIAT, KISS, KK, KKC, KOOL, KTIS, KUN, KWC, KWM, KYE, LALIN, LEE, LEO, LIT, LOXLEY, LPH, LST, MACO, MANRIN, MATI, MAX, M-CHAI, MCS, MDX, MENA, METCO, MGT, MICRO, MIDA, MITSIB, MJD, MK, ML, MODERN, MORE, MPIC, MUD, MVP, NC, NCH, NCL, NDR, NER, NETBAY, NEW, NEWS, NEX, NFC, NNCL, NPK, NSL, NTV, NV, NVD, OHTL, OISHI, ONEE, OSP, OTO, PACE, PACO, PAF, PEACE, PERM, PF, PICO, PIN, PJW, PLUS, PMTA, POLAR, POMUI, PORT, POST, PPM, PRAKIT, PRAPAT, PRECHA, PRIME, PRIN, PRO, PROEN, PROUD, PSG, PTC, PTECH, PTL, RAM, RBF, RCL, RICHY, RJH, ROCK, ROH, ROJNA, RP, RPC, RPH, RSP, RT, S, S11, SA, SABUY, SAFARI, SALEE, SAM, SAMART, SAMCO, SAMTEL, SANKO, SAUCE, SAWAD, SAWANG, SCT, SCP, SDC, SE, SEAFCO, SECURE, SENAJ, SFLEX, SFP, SFT, SGF, SHANG, SHR, SIAM, SICT, SIMAT, SISB, SK, SKE, SKN, SKY, SLM, SLP, SMART, SMD, SMT, SNNP, SO, SOLAR, SONIC, SPA, SPCG, SPG, SPVI, SQ, SR, SSC, SSS, STANLY, STARK, STC, STEC, STHAI, STI, STP, STPI, SUC, SUN, SUTHA, SVH, SVOA, SWC, SYNEX, TACC, TAPAC, TCC, TCC, TCC, TCOAT, TEAM, TEAMG, TEKA, TFM, TGE, TGPRO, TH, THAI, THANA, THE, THG, THL, THMUI, TIGER, TIPH, TITLE, TK, TKC, TLI, TM, TMC, TMD, TMW, TNDT, TNH, TNPC, TOA, TPAC, TPBI, TPCH, TPIPL, TPIPP, TPLAS, TPOLY, TPS, TQR, TR, TRC, TRITN, TRT, TRUBB, TRV, TSE, TSF, TSR, TTI, TTT, TTW, TVT, TWP, TWZ, TYCN, UAC, UMI, UMS, UNIQ, UP, UPA, UPOIC, UREKA, UTP, UVAN, VL, VNG, VPO, VRANDA, W, WAVE, WFX, WGE, WINMED, WINNER, WORK, WORLD, WP, WPH, XPG, YGG, YONG

Explanations

Companies participating in Thailand's Private Sector Collective Action Coalition Against Corruption programme (Thai CAC) under Thai Institute of Directors (as of May 9, 2022) are categorised into: companies that have declared their intention to join CAC, and companies certified by CAC.