



Market today

“Rate hike concerns still pressuring.”

Recovery in the SET is seen as limited, with the upper bound at resistance of 1,640, with rate hike concerns returning to haunt. Added to this are concerns over China's economy and the supply chain after cities have been locked down to control COVID-19 outbreaks. Supports are at 1,627 and 1,618, and if it falls below support, it would be a negative signal.



Today's highlights

- Russia confirms it is suspending delivery of natural gas via Nord Stream 1 until sanctions are lifted; Germany has turned to its nuclear power plants to solve its power shortage.
- US companies are rushing to sell bonds, a 12-month high in terms of amount, causing bond yield to rise. Also, the Fed is expected to raise interest rate by 75bps at the FOMC meeting on Sep 20-21.
- The Japanese yen has depreciated to its lowest against the US dollar since 1990 and the Chinese yuan has also weakened since July 2020, while the British pound has appreciated since March 2020 in anticipation of a new prime minister.
- TNSC keeps its 2022 export growth projection at 6-8%, noting numerous negative factors; it expects food exports to lead. It is following the chip shortage problem that will be a key factor for Thai exports.
- Today the Administrative Court will hand down its verdict on the BMA's overdue debt due to be paid to BTS for Green Line operations.
- Today NBTC will meet to discuss the TRUE-DTAC merger deal. If it reaches agreement, it will issue the appropriate measure. If not, there might be alternative measures.
- The cabinet approved loans of Bt85bn for EGAT to manage the Ft burden, while a measure to support consumer energy bills is expected to be tabled for cabinet discussion next week.
- The Ministry of Labour plans to ask the Cabinet to raise minimum wage next week, to take effect on Oct 1.



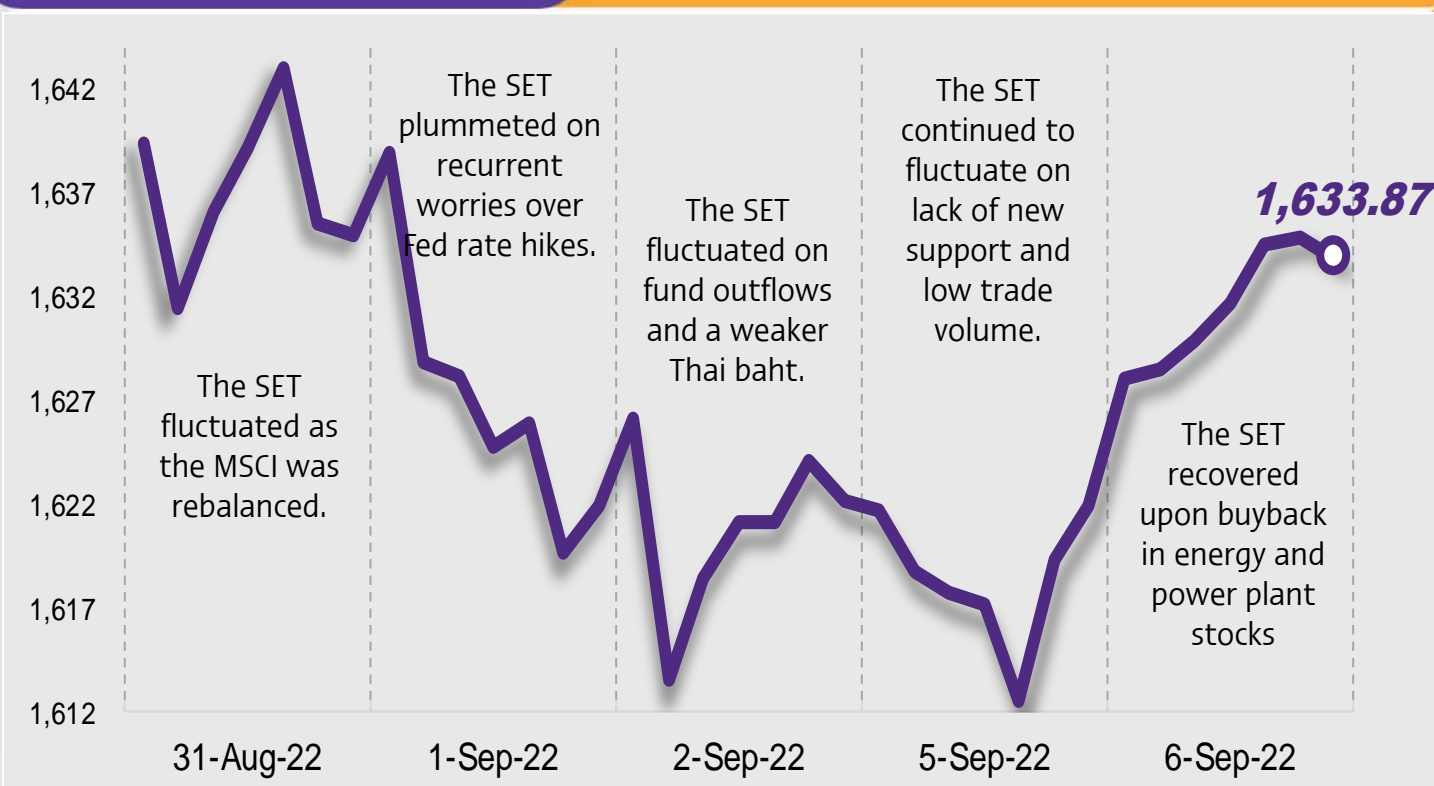
Strategy today

Financial markets are concerned the Fed will continue to aggressively raise interest rate to tame inflation, China continues to lock down cities to control COVID outbreaks, and Europe is looking at natural gas scarcity, all raising risks of a global recession. These will also pressure the investment atmosphere in the Thai stock market. In the short-term, we recommend be cautious in investment and focus on high-quality assets.

See the end of this report for disclaimer

Support - Resistances

1627/1618 – 1640/1650



Trading today

Weekly portfolio: As there is rising risk of a world economic slowdown, we expect pressure on the SET to make trading more volatile. We recommend investing with caution by selecting stocks with specific positive drivers:

- 1) Defensive stocks where profits are derived from the local economy and purchasing power – BJC, HMPRO, ZEN HTC and ADVANC;
- 2) Stocks that benefit from the weakening Thai baht and from high purchasing power and growing economies in the Middle East– CPF, GFPT and BDMS.

In the short term, avoid or be very cautious in investing in stocks that have negative factors pressuring operating results and stock prices:

- 1) Stocks that are expected to be affected by supply chain problems as China has locked down Chengdu and Shenzhen, both electronics components and automotive manufacturing bases, likely to hurt orders and production of products related to manufacturing companies in Thailand;
- 2) Tourism stocks, as prices have risen to a high level, while negative sentiment may be seen after China returned to strict lockdowns in big cities.



Daily focus

BJC: 3Q22 profit is expected to grow YoY from good recovery in sales, rental and other revenue as economic activities resumed, but profit will be stable in QoQ due to seasonal factors. The stock price is 20% below pre-COVID level, as yet not reflecting the profit recovery.

AMATA: 2H22 sales and land transfers are expected to exceed that in 1H22 as the sector enters high season upon the full reopening of Thailand and expansion of investment in automotive (EV Hub), logistics and data centers and recording revenue from utilities, which is rising in line with added customers.

Today's reports

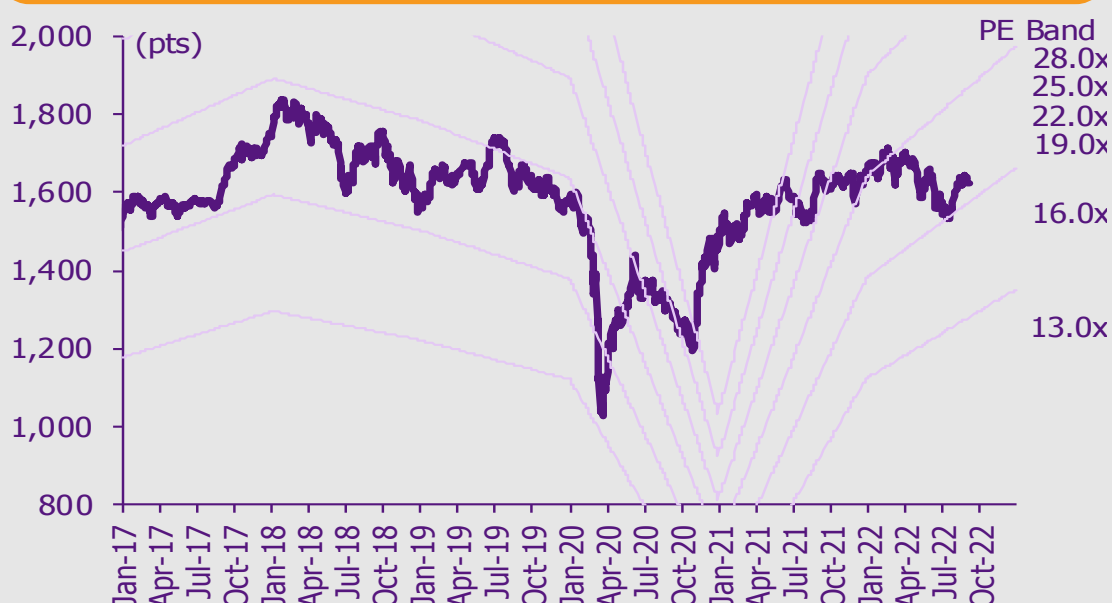
Petrochemicals – Integrated PET/PTA spread outperforms

Residential Property – Achieving 2022 growth targets

What to watch

Date	Event
5 Sep	Economic release: JP/EU – Final services PMI for Aug, EU – Retail sales for Jul Event: OPEC-JMMC meetings
6 Sep	Economic release: US – ISM services PMI for Aug, JP – Household spending for Jul
7 Sep	Economic release: CN – Trade balance for Aug, EU – Revised GDP for 2Q22, US – Trade balance for Jul
8 Sep	Economic release: JP – Final GDP for 2Q22 US - Unemployment claims, crude oil inventories Event: ECB meeting
9 Sep	Economic release: CN – CPI and PPI for Aug

SET Index movement



See the end of this report for disclaimer

SET index series

Index	6 Sep (pts)	Chg (pts)	Chg (%)	Value (Btmn)
SET	1,633.87	11.87	0.73	70,060.33
SET50	990.97	8.38	0.85	40,140.45
SET100	2,244.90	18.35	0.82	48,344.09
sSET	1,068.20	12.24	1.16	4,707.26
SETCLMV	1,020.90	5.74	0.57	30,024.75
SETHD	1,178.69	6.06	0.52	12,502.74
SETTHSI	1,038.97	10.04	0.98	42,278.42
SETWB	1,004.97	3.22	0.32	10,141.76
mai	657.24	7.05	1.08	5,608.50

Trading summary by investor type

(Btmn)	6 Sep	WTD	MTD	YTD
Foreign				
Net	(259)	(2,479)	(7,932)	166,670
Breakdown (%)	43.79	45.54	47.05	47.12
Institution				
Net	2,807	2,595	(13)	(118,454)
Breakdown (%)	8.35	7.91	7.90	8.00
PropTrade				
Net	5	589	1,528	(913)
Breakdown (%)	10.13	10.63	10.22	8.69
Individual				
Net	(2,553)	(705)	6,417	(47,303)
Breakdown (%)	37.73	35.92	34.83	36.19

% of total trade value for each investor type

S50 futures trading by foreign investors

(Contract)	6-Sep	WTD	MTD	YTD
Foreign	13,743	15,777	(14,811)	136,823
Institution	(4,912)	(7,528)	(11,339)	(891)
Customer	(8,831)	(8,249)	26,150	(135,932)

Bond trading by foreign investors

(Btmn)	6-Sep	WTD	MTD	YTD
Buy	8,924	9,498	12,507	781,515
Sell	1,200	2,466	7,008	650,453
Net	7,724	7,032	5,499	131,063

Investment Strategy Department

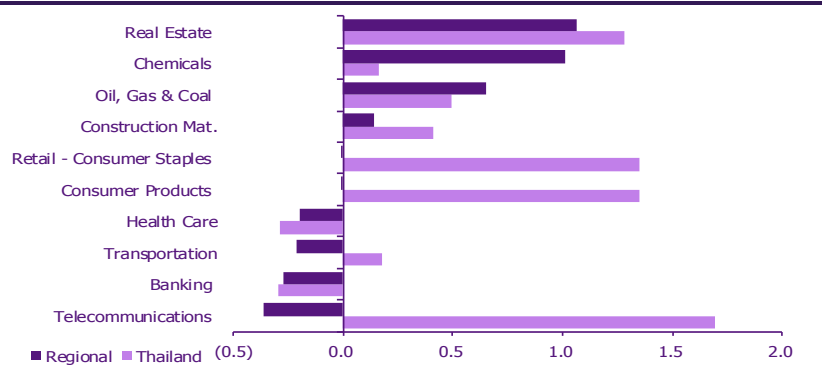
Market update

Global market movement

	6-Sep	Index	Chg (pts)	Performance (%)				PE (x)		EPS gth (%)		PBV (x)		ROE (%)	
				1D	WTD	MTD	YTD	22F	23F	22F	23F	22F	23F	22F	23F
S&P 500		3,908	(16.07)	(0.4)	(0.4)	(1.2)	(18.0)	17.3	16.0	17.2	8.0	3.7	3.3	22.5	22.4
Euro Stoxx 600		414	0.99	0.2	(0.4)	(0.2)	(15.1)	11.5	11.2	28.9	3.3	1.6	1.5	12.7	12.2
Japan		27,627	6.90	0.0	(0.1)	(1.7)	(4.0)	15.1	14.6	4.3	3.7	1.6	1.5	10.2	10.1
Hang Seng		19,203	(22.97)	(0.1)	(1.3)	(3.8)	(17.9)	10.2	8.9	(28.3)	13.7	1.1	1.0	11.4	11.2
MSCI Asia x J		620	0.02	0.0	(0.6)	(3.2)	(21.4)	12.6	11.6	(3.3)	8.7	1.5	1.3	11.7	11.5
Philippines		6,710	33.56	0.5	0.3	1.9	(5.8)	16.0	13.5	23.6	18.5	1.6	1.5	8.6	9.6
Indonesia		7,233	1.27	0.0	0.8	0.8	9.9	16.0	15.2	47.1	5.7	2.2	2.0	(7.0)	(6.3)
Malaysia		1,488	(1.53)	(0.1)	(0.2)	(1.6)	(5.1)	14.4	12.9	(1.1)	11.4	1.5	1.4	10.3	11.2
Thailand		1,634	11.87	0.7	0.7	(0.3)	(1.4)	15.7	14.9	20.3	5.8	1.7	1.6	8.6	9.1
Asean 4 - simple avg.				0.3	0.4	0.2	(0.6)	15.5	14.1	22.5	10.4	1.7	1.6	5.1	5.9
China		3,243	43.54	1.4	1.8	1.3	(10.9)	11.3	9.9	26.2	13.9	1.3	1.2	11.0	10.9
India		59,197	(48.99)	(0.1)	0.7	(0.6)	1.6	21.7	18.7	17.1	16.1	3.2	2.9	15.2	15.4
Singapore		3,224	8.70	0.3	0.6	0.1	3.2	12.4	10.9	12.9	14.3	1.1	1.0	9.0	9.9
Taiwan		14,677	16.10	0.1	0.0	(2.8)	(19.4)	10.2	10.9	8.6	(5.9)	1.9	1.8	22.1	18.4
Korea		2,410	6.34	0.3	0.0	(2.5)	(19.1)	10.2	9.5	(1.0)	6.9	0.9	0.9	7.3	11.0
Others				0.4	0.6	(0.9)	(8.9)	13.2	12.0	12.8	9.0	1.7	1.6	12.9	13.1

Regional sector movement

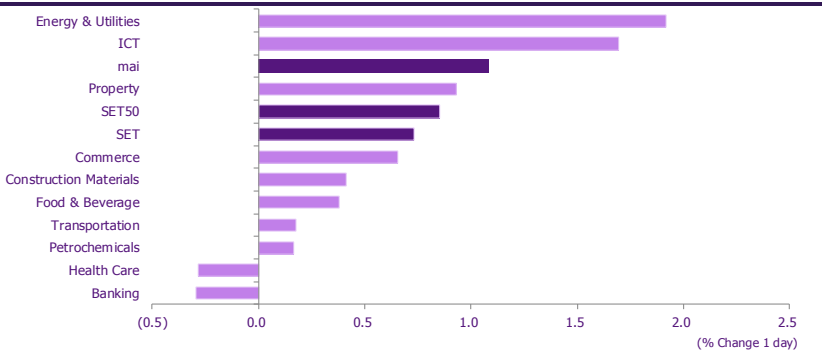
	Price performance (%) *			
	6-Sep	WoW	MoM	YTD
Banking	(0.27)	(0.19)	1.83	(9.43)
Chemicals	1.01	(0.11)	4.82	2.02
Construction Mat.	0.14	(0.46)	2.13	(5.15)
Consumer Products	(0.01)	(0.70)	3.26	(4.03)
Health Care	(0.20)	(1.01)	(1.20)	(15.33)
Oil, Gas & Coal	0.65	(0.04)	4.91	2.82
Real Estate	1.06	(1.33)	(5.97)	(19.06)
Retail - Consumer Staples	(0.01)	(0.70)	3.26	(4.03)
Telecommunications	(0.36)	(0.66)	1.20	(13.57)
Transportation	(0.21)	(0.51)	0.24	(6.33)



* Regional sector price performances (%) are based on US\$ and Thai sector price performances (%) are based on baht

Thailand sector movement

	Price performance (%)			
	6-Sep	WoW	MTD	YTD
Banking	(0.30)	(0.72)	(0.38)	(7.49)
Commerce	0.66	(1.42)	(1.40)	(4.24)
Construction Materials	0.41	0.11	0.06	(7.01)
Energy & Utilities	1.92	0.47	0.64	4.77
Food & Beverage	0.38	(1.12)	(1.29)	(2.48)
Health Care	(0.28)	1.38	(0.13)	27.24
ICT	1.70	0.53	1.02	(10.78)
Petrochemicals	0.16	(5.34)	(4.79)	(12.72)
Property	0.93	0.39	0.15	5.28
Transportation	0.18	(0.10)	(0.28)	7.67
SET	0.73	(0.34)	(0.31)	(1.43)
SET50	0.85	(0.36)	(0.54)	0.02
MAI	1.08	1.92	2.50	12.90



10 Most active stocks by value

Stock	Price (Bt)	Value (Btmn)	Chg (%)
GULF	56.00	6,108.83	9.80
BANPU	14.50	3,470.19	1.40
EA	86.50	2,413.73	4.53
SCB	111.50	2,107.45	0.00
PTTEP	165.50	1,870.78	(0.90)
CPALL	59.50	1,840.43	(0.42)
ADVANC	193.50	1,832.91	1.04
KBANK	151.00	1,768.53	(0.98)
TEAMG	7.25	1,055.65	29.46
AOT	72.00	987.51	(0.35)

Top 10 gainers

Stock	Price (Bt)	Value (Btmn)	Chg (%)
TEAMG	7.25	1,055.65	29.46
JTS	82.50	555.74	14.58
TWZ	0.08	2.60	14.29
THCOM	11.70	506.65	13.59
TRU	7.25	73.55	13.28
SPACK	3.42	83.89	10.32
GULF	56.00	6,108.83	9.80
DUSIT	12.40	16.13	8.77
PPPM	0.13	0.30	8.33
TGPRO	0.27	5.61	8.00

Top 10 losers

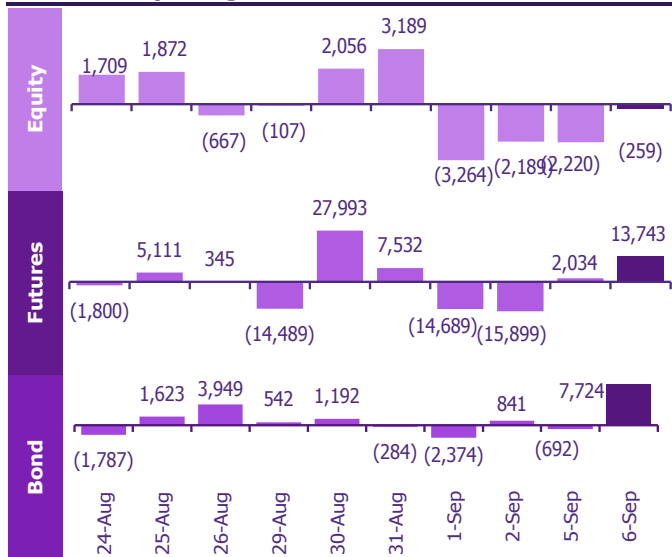
Stock	Price (Bt)	Value (Btmn)	Chg (%)
SMK	4.10	8.37	(15.29)
BUI	22.10	2.48	(5.15)
TSR	5.45	70.03	(4.39)
CGD	0.48	8.35	(4.00)
JASIF	8.40	411.26	(3.45)
AJA	0.28	2.03	(3.45)
TPOLY	1.52	0.96	(3.18)
INGRS	0.61	1.08	(3.17)
KWI	4.50	61.58	(3.02)
CIVIL	3.64	35.76	(2.67)

Fund flow monitor

Regional foreign fund flows to equity

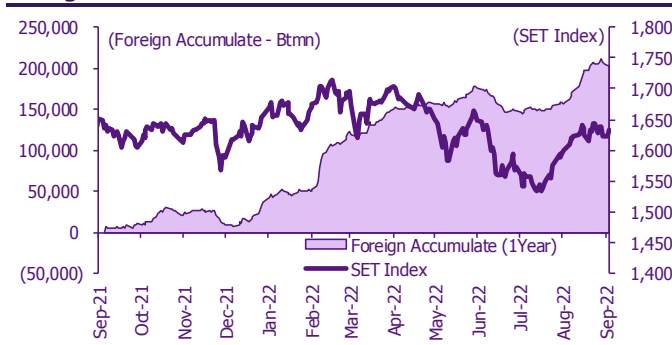
(US\$ Mn)	Thailand	Indonesia	Philippines	Malaysia	Vietnam	India	Taiwan	South Korea	Japan
Daily									
6-Sep-22	(7)	37	9		(11)		56	(10)	
5-Sep-22	(61)	102	1	(1)	(18)	33	(218)	(54)	
2-Sep-22	(60)	62	1	0		(161)	(460)	(183)	
1-Sep-22	(89)	26	2	(20)		(289)	(1,158)	(313)	
31-Aug-22	87	(3)	(5)		(8)		32	602	
Weekly									
WTD	(68)	139	10	(1)	(29)	33	(162)	(64)	(3,894)
2-Sep-22	(8)	163	(2)	43	(24)	342	(3,040)	133	0
26-Aug-22	260	120	(17)	55	(18)	392	(1,351)	464	(3,894)
19-Aug-22	681	215	57	145	24	1,168	(792)	516	207
12-Aug-22	408	284	(201)	111	4	2,579	(130)	121	340
Monthly									
MTD	(216)	227	14	(21)	(29)	(417)	(1,780)	(560)	0
Aug-22	1,603	508	(153)	460	47	6,791	(4,124)	3,012	(2,895)
Jul-22	128	(150)	(80)	28	(18)	836	(626)	1,363	4,963
Jun-22	(841)	(501)	(207)	(291)	89	(6,342)	(7,724)	(4,796)	(9,556)
YTD	4,957	4,854	(994)	1,928	75	(21,346)	(40,600)	(12,272)	2,641

Thailand daily foreign net flows

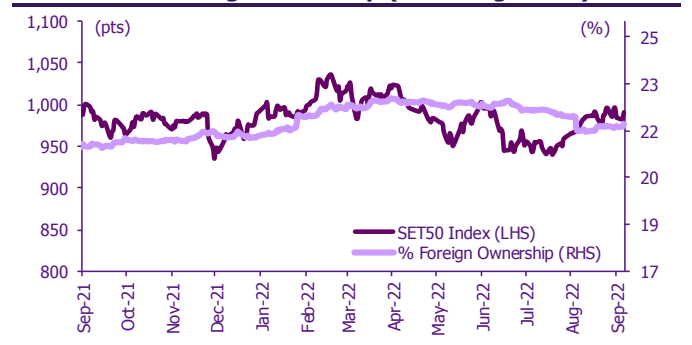


	Equity (Btmn)	SET50 futures (Contract)	Bond (Btmn)*	Bond (Btmn)
Daily				
6-Sep-22	(259)	13,743	2,709	7,724
Weekly				
WTD	(2,479)	15,777	3,106	7,032
26-Aug-22	9,349	(2,284)	(424)	(213)
19-Aug-22	24,208	37,414	7,397	3,815
11-Aug-22	14,431	38,791	7,600	8,997
5-Aug-22	4,125	51,444	9,894	6,738
Monthly				
MTD	(7,932)	(14,811)	(2,883)	5,499
Aug-22	57,251	146,401	28,669	20,787
Jul-22	4,721	33,437	6,426	(3,593)
Jun-22	(29,387)	(101,334)	(19,303)	(14,819)
Quarterly				
QTD	1,765	(59,103)	(11,018)	22,811
1Q22	110,864	30,899	6,488	85,559
4Q21	28,128	44,270	8,986	110,523
3Q21	(443)	6,232	1,282	21,383
2Q21	(46,593)	(7,583)	(994)	76,603
YTD	166,670	136,823	27,681	131,063
2021	(48,578)	27,284	6,522	212,522
2020	(264,386)	13,984	2,063	(35,245)

Foreign net flow and SET movement



SET50 and its foreign ownership (excluding NVDR)



Foreign buy/sell activity monitor

Most foreign holding value change

	Fgn hld (%)	Δ Fgn (M.shares)	Buy* (Btmn)
BANPU	10.81	4.79	70
MEGA	12.64	1.23	62
TOP	15.62	0.89	53
CPF	25.63	2.01	52
MINT	30.83	1.56	47
GULF	36.40	0.84	47
KTB	11.10	2.69	45
TTB	27.24	23.69	30
AOT	9.49	0.39	28
GLOBAL	4.35	1.17	23

Top-5 NVDR net buy/sell

	Fgn hld (%)	Δ Fgn (M.shares)	Sell* (Btmn)	Buy* (Btmn)	Sell* (Btmn)
PTTEP	15.57	(4.12)	(683)	1307	(636)
CPALL	32.34	(5.72)	(340)	261	(278)
PTTGC	12.30	(4.56)	(203)	209	(265)
KCE	19.56	(3.16)	(159)	142	(238)
PTT	8.79	(1.84)	(69)	126	(217)
ADVANC	35.22	(0.34)	(65)	84	(214)
TISCO	45.58	(0.48)	(44)	75	(202)
RCL	7.19	(1.20)	(41)	70	(173)
AWC	41.16	(6.21)	(35)	69	(138)
BH	28.80	(0.16)	(34)	57	(134)
GULF					
EA					
CPN					
MINT					
INTOUCH					
COM7					
CK					
NEX					
CRC					
BYD					
BANPU					
KBANK					
PTTEP					
BBL					
OR					
KTB					
ADVANC					
IVL					
SCC					
CPF					

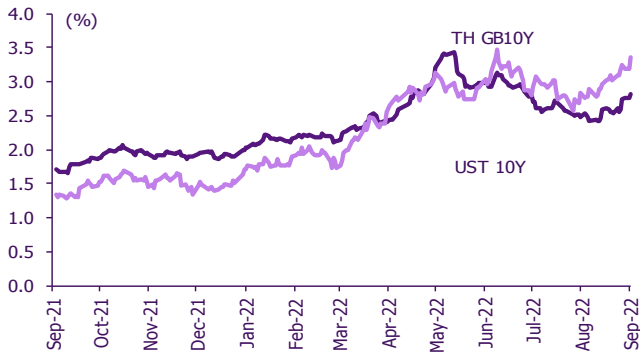
* SCBS Investment Research estimates

Multi-asset price update

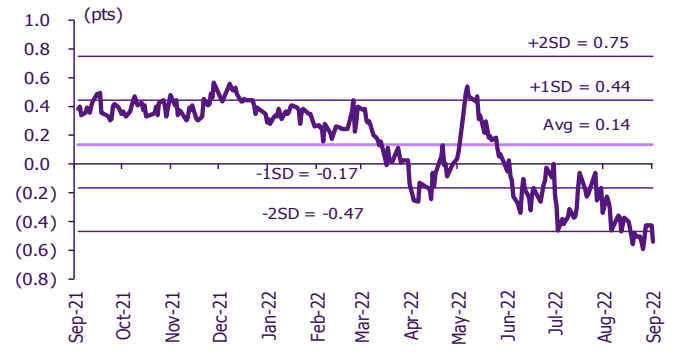
Key indicator update

	Close	6-Sep	WoW	MoM	YoY	YTD
Financial market condition						
VIX Index	26.91	3.54	2.67	27.23	63.99	56.27
Europe CDS (bps)	117.101	(1.61)	(0.66)	15.11	72.48	69.22
LIBOR OIS Spread (bps)	0.03256	(6.18)	(4.38)	(10.64)	(0.72)	(5.76)
TED Spread (bps)	0.2331	(4.60)	0.77	(16.30)	15.14	5.44
Exchange rate						
Dollar Index	110.21	0.39	1.28	3.41	19.52	15.20
USD/THB	36.67	0.29	0.55	2.44	13.53	10.44
EUR/USD	0.99	(0.25)	(1.13)	(2.73)	(16.56)	(12.87)
USD/JPY	142.79	1.57	2.90	5.79	30.02	24.09
Bond: (Change in basis points)						
TH Gov Bond 2Y	1.59%	0.16	7.66	(4.62)	109.74	93.95
TH Gov Bond 10Y	2.81%	5.18	24.96	32.63	117.91	91.54
US Gov Bond 2Y	3.51%	6.40	3.90	28.14	330.70	278.10
US Gov Bond 10Y	3.34%	12.76	22.61	50.93	199.91	182.82
Commodities						
CRB Index	573.35	0.00	(2.49)	(1.67)	2.75	(0.86)
Gold (US\$/oz)	1,701.93	(0.44)	(1.21)	(4.07)	(6.64)	(6.96)
Gross Refining Margin (US\$/bbl)	22.69	0.00	15.24	43.15	n.m.	271.36
Dubai Crude (US\$/bbl)	96.60	0.00	0.10	(2.32)	36.75	32.00
NYMEX Crude (US\$/bbl)	86.88	0.01	(5.19)	(2.39)	25.39	79.36
Baltic Dry Index (pts)	1,114.00	(1.68)	9.54	(28.59)	(70.85)	(49.75)

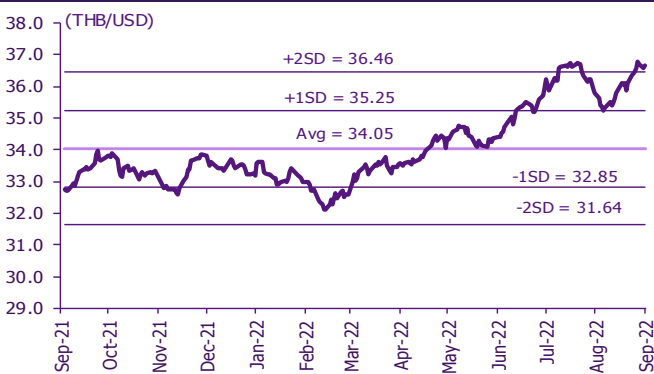
Thai and US 10-year government bond yield



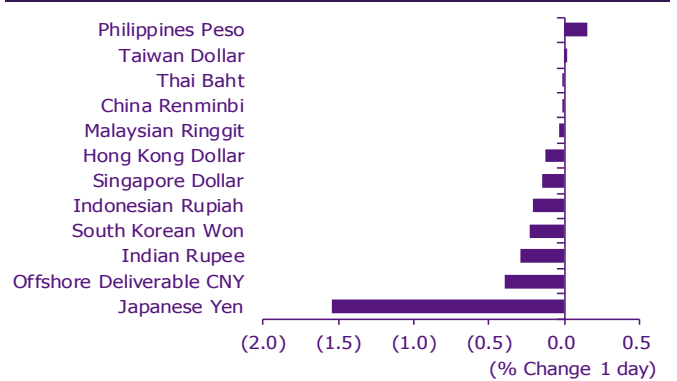
Thai and US 10-year government bond spread



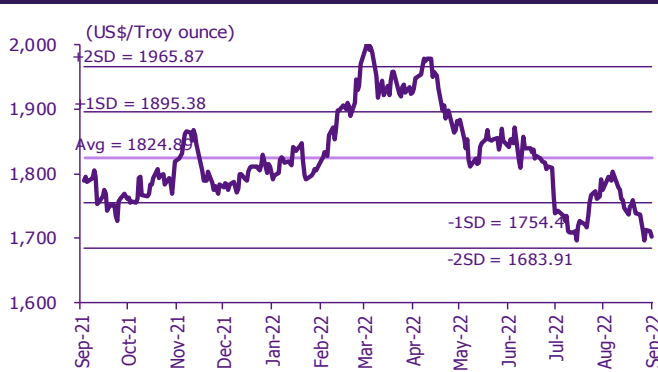
THB/USD exchange rate



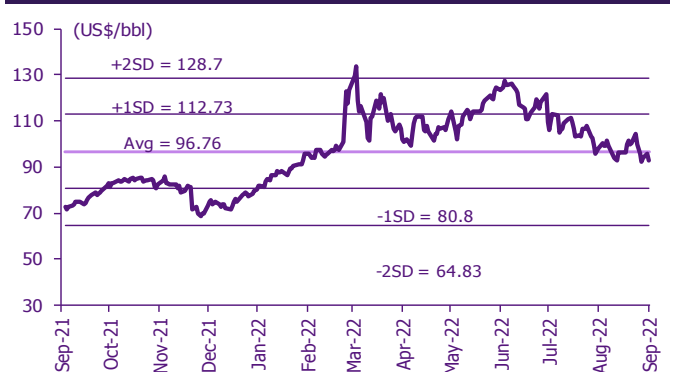
Regional foreign exchange rate spot return



Gold



Brent crude



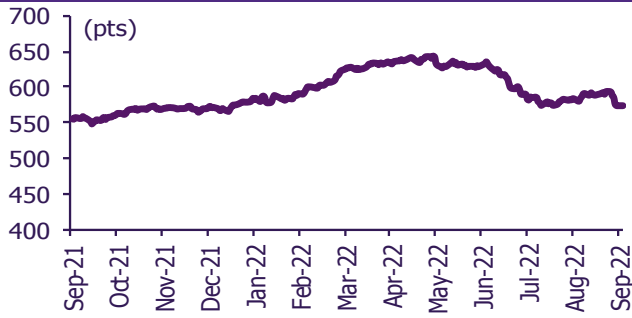
Commodities daily price update

	As of 6-Sep-22	-1W %	Avg. Price QTD in 3Q22	% QoQ	% YoY	Avg. Price in '21	% YoY	Avg. Price in '22	% YoY	Update
CRB Index	573.35	(3.3)	583.14	(7.4)	4.5	535.54	36.83	607.74	13.5	Daily
Energy Prices										
Crude Oil - Dubai (US\$/bbl)	93.78	(6.1)	101.24	(7.1)	41.9	68.86	63.18	102.48	48.8	Daily
Brent Crude (US\$/bbl)	92.68	(11.0)	102.70	(9.0)	40.7	70.52	66.54	105.28	49.3	Daily
West Texas Int. Cushing (US\$/bbl)	86.88	(10.4)	94.97	(12.7)	30.1	68.06	72.51	100.05	47.0	Daily
Crude Oil - Asia-Pacific Tapis Oil Spot (US\$/bbl)	106.01	(7.6)	113.03	(4.7)	54.8	71.82	61.89	111.89	55.8	Daily
Natural Gas Henry Hub (US\$/mmBTU)	8.02	(13.4)	7.99	6.0	135.8	3.14	29.80	6.59	109.6	Daily
Coal Price NEX (US\$/MT)	440.82	(2.7)	421.86	13.6	159.7	138.28	135.73	348.50	152.0	Friday
Oil Product Prices and Gross Refinery Margin										
Gas Oil 500 ppm Sulfur Singapore (US\$/bbl)	135.13	(9.8)	137.51	(7.3)	74.6	76.20	52.83	132.02	73.2	Daily
Gas Oil - Dubai (US\$/bbl)	41.35	(17.2)	36.27	(7.8)	388.1	7.34	(4.17)	29.54	302.3	Daily
Gasoline, 92 RON Spot (US\$/bbl)	93.92	(11.5)	107.82	(27.3)	34.2	76.66	75.97	119.46	55.8	Daily
Gasoline - Dubai (US\$/bbl)	0.14	(97.8)	6.58	(76.8)	(26.9)	7.80	472.22	16.98	117.9	Daily
Fuel Oil 180 Singapore Spot (US\$/bbl)	66.69	(12.3)	76.52	(48.4)	18.8	61.57	60.99	88.09	43.1	Daily
Fuel Oil - Dubai (US\$/bbl)	(27.09)	13.7	(24.72)	174.9	256.2	-7.29	84.36	(14.39)	97.5	Daily
Jet Kerosene - Spot Price (US\$/bbl)	129.74	(10.5)	132.47	(6.8)	76.1	73.98	60.45	127.29	72.1	Daily
Jet Kerosene - Dubai (US\$/bbl)	35.96	(20.4)	31.23	(6.0)	702.8	5.12	31.00	24.81	384.5	Daily
SG Dubai Hydrocracking Refinery Margin (US\$/bbl)	22.69	15.2	19.58	(31.5)	1,681.0	2.00	467.16	19.11	857.0	Daily
Olefins Product Prices and Spread										
Ethylene, FOB Japan Spot (US\$/MT)	950	14.5	865	(22.2)	(11.7)	1,010	39.56	1,064	5.4	Tuesday
Ethylene Spread (US\$/MT)	287	95.2	133	222.7	(56.1)	361	5.77	222	(38.5)	Daily
Propylene (Olefins), FOB Japan Spot (US\$/MT)	875	1.2	905	(17.0)	(6.7)	1,005	27.27	1,042	3.7	Tuesday
Propylene Spread (US\$/MT)	212	16.5	173	(16.8)	(41.1)	356	(12.55)	200	(43.9)	Daily
Naphtha - Singapore Spot FOB (US\$/MT)	663	(2.9)	732	(17.1)	8.2	649	69.72	842	29.8	Daily
Polyolefins Prices and Spread										
Polye HDPE SE Asia (US\$/MT)	1,000	(2.0)	1,108	2.5	(66.9)	1,179	33.19	1,257	6.6	Tuesday
HDPE-Naphtha Spread (US\$/MT)	337	0.0	377	203.8	(18.3)	530	5.43	415	(21.8)	Daily
Polye LDPE-Film, CFR SE Asia Spot (US\$/MT)	1,200	0.0	1,365	(18.2)	(23.2)	1,525	51.71	1,565	2.6	Tuesday
LDPE-Naphtha Spread (US\$/MT)	537	3.9	633	38.2	47.1	876	40.66	723	(17.5)	Daily
PP Film, Spot South East Asia (US\$/MT)	1,030	2.0	1,086	(18.2)	(11.9)	1,298	35.78	1,256	(3.3)	Tuesday
PP Spread (US\$/MT)	367	12.2	354	(20.6)	(36.4)	649	13.18	414	(36.3)	Daily
MEG Prices and Spread										
MEG, CFR South East Asia (US\$/MT)	500	1.0	530	(17.3)	(23.0)	679	(88.71)	628	(7.5)	Tuesday
MEG Spread (US\$/MT)	-89	354.1	-6	(92.7)	(107.2)	53	120.79	-31	n.m.	Tuesday
Aromatics Product Prices and Spread										
Paraxylene, FOB USG Spot (US\$/MT)	1,045	(4.6)	1,272	(16.4)	33.8	894	56.10	1,319	(49.0)	Tuesday
Paraxylene Spread (US\$/MT)	254	0.2	419	(30.7)	21.2	310	342.73	456	46.9	Tuesday
Paraxylene - 92 RON Spread (US\$/MT)	244	28.5	352	0.7	32.9	241	362.24	300	65.9	Daily
Toluene, FOB Korea Spot (US\$/MT)	970	(3.0)	992	(10.8)	30.6	728	111.96	997	(45.2)	Tuesday
Benzene, CFR Japan Spot (US\$/MT)	920	1.1	1,049	(16.4)	2.1	931	87.66	1,140	(57.1)	Tuesday
Benzene Spread (US\$/MT)	350	8.8	423	(11.8)	0.1	352	117.03	399	13.4	Daily
Benzene - 92 RON Spread (US\$/MT)	119	2,423.0	129	56.7	(62.3)	277	122.54	121	(56.5)	Daily
Condensate (US\$/MT)	791	(6.0)	853	(7.0)	41.0	584	61.01	863	47.8	Daily
PTA Prices and Spread										
PTA, CFR South East Asia (US\$/MT)	860	0.0	883	(10.4)	18.9	705	48.18	909	28.9	Tuesday
PTA Spread (US\$/MT)	160	26.5	31	(192.5)	(70.6)	106	15.15	25	(76.3)	Tuesday
PVC Prices and Spread										
PVC, CFR South East Asia (US\$/MT)	930	0.0	1,041	(25.2)	(22.0)	1,445	63.60	1,298	(10.2)	Tuesday
Ethylene Spread (US\$/MT)	643	(17.9)	909	(18.2)	(11.9)	1,084	99.99	1,076	(0.8)	Tuesday
Ethylene Dichloride CFR Far East Asia (US\$/MT)	325	0.0	440	(33.7)	(38.8)	734	140.72	669	(8.8)	Tuesday
Metal										
Gold (US\$/Troy Ounce)	1,702	(2.0)	1,747	(6.7)	(2.4)	1,799	1.56	1,841	2.3	Daily
LME Copper 3 Month Rolling Forward (US\$/MT)	7,666	(5.7)	7,758	(18.6)	(17.4)	9,293	49.95	9,212	(0.9)	Daily
Silver Future (US\$/Troy Ounce)	18	(4.0)	19	(15.7)	(21.6)	26	26.23	22	(12.0)	Daily
China Composite Steel Prices (CNY/MT)	4,320	(2.0)	4,427	(15.3)	(23.9)	5,473	35.91	5,005	(8.6)	Daily
Agriculture Prices										
Malaysian Crude Palm Oil Spot Price(MYR/MT)	3,896	(7.1)	4,105	(37.1)	(7.7)	4,443	59.82	5,733	29.0	Daily
SGX Ribbed Smoked Sheet 3 (RSS3) Futures (US\$/KG.)	146	(6.8)	170	(19.4)	(8.3)	209	18.21	200	(4.2)	Daily
Sugar #11 (US\$/LB)	18	(2.4)	18	(5.9)	4.2	16	29.55	19	14.7	Daily
Freight Rate										
Baltic Freight Index: BDIY	1,114	3.0	1,669	(33.8)	(55.4)	2,921	173.99	2,117	(27.5)	Daily
Baltic Supramax Index: BSI58	1,498	(14.1)	1,870	(28.8)	(40.1)	2,424	224.85	2,299	(5.2)	Daily

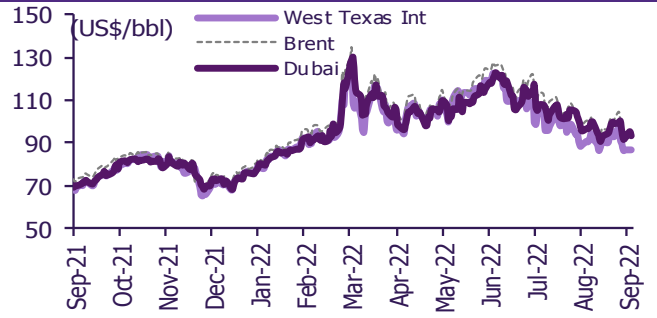
Source: Bloomberg Financial L.P., TQ Professional, BANPU, BOT, SCBS Investment Research

Commodities daily chart update

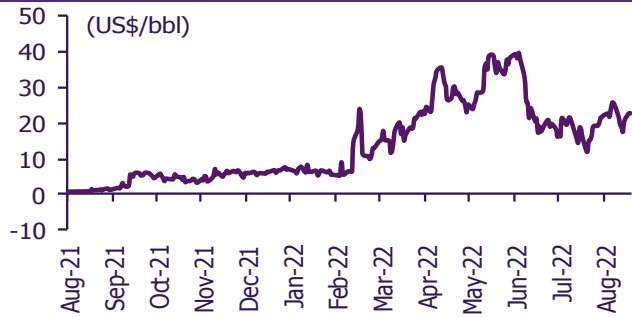
CRB US Spot All Commodities Price Index



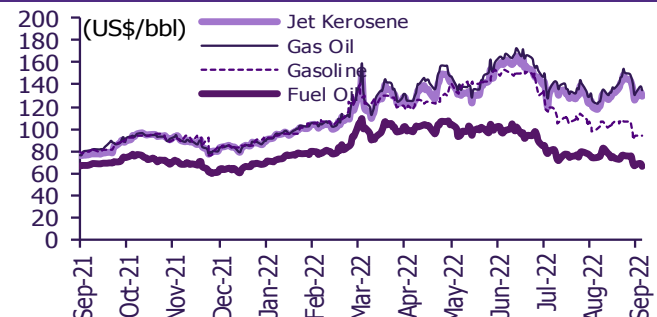
Crude prices



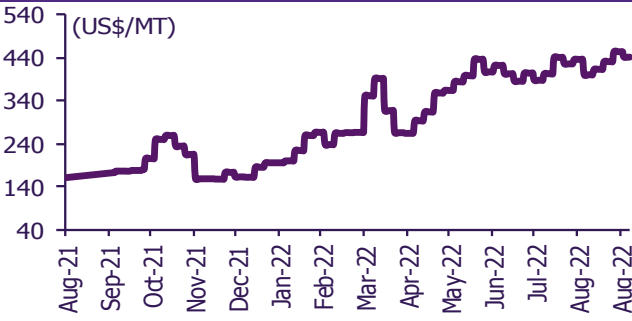
SG Dubai Hydrocracking Refinery Margin



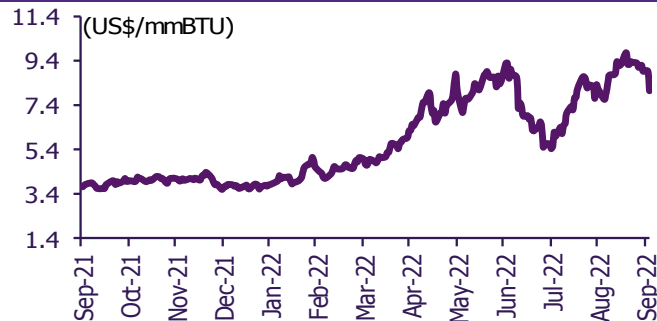
Oil product prices



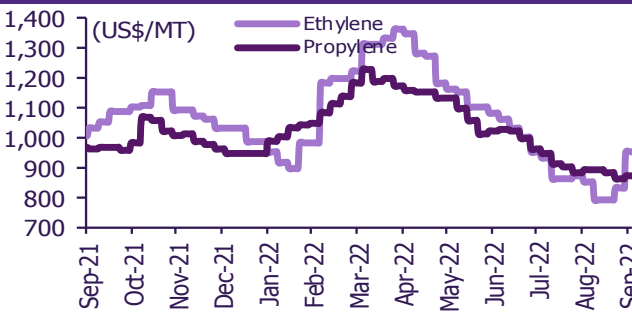
Coal price (NEX)



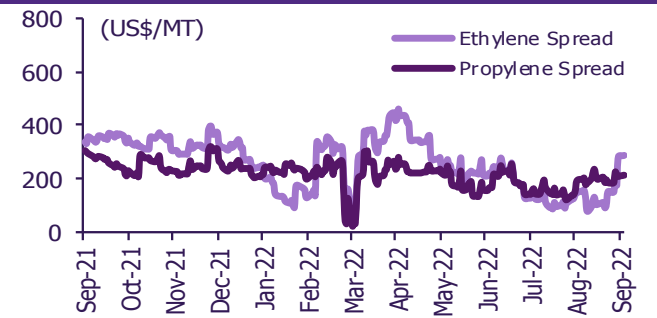
Natural gas prices (Henry hub)



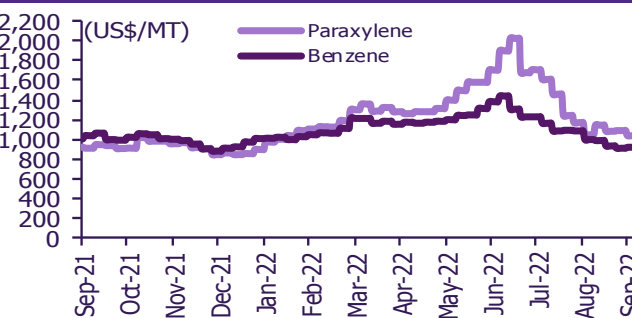
Olefins prices



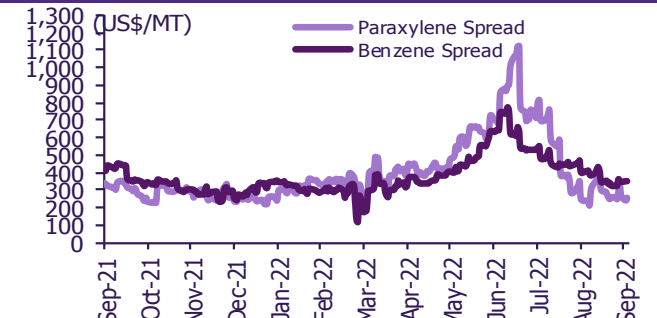
Olefins spreads



Aromatics prices

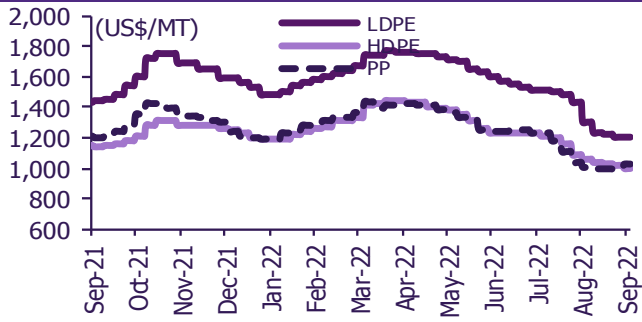


Aromatics spreads

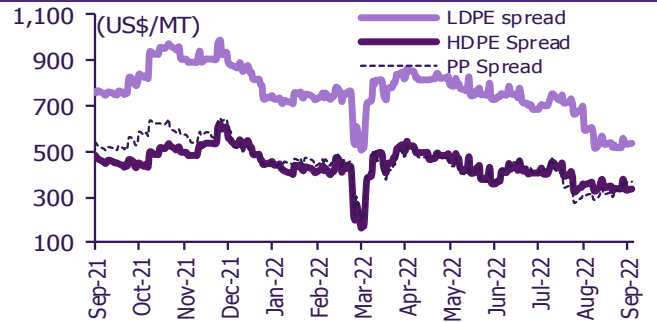


Commodities daily chart update

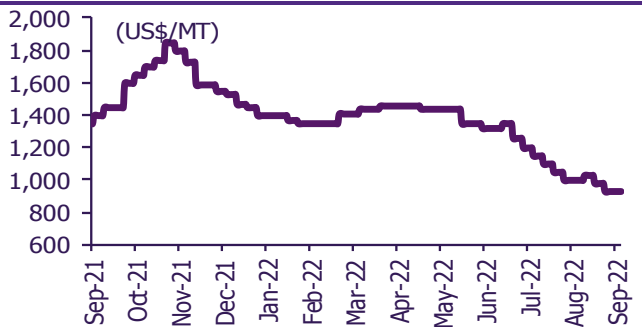
Polyolefins prices



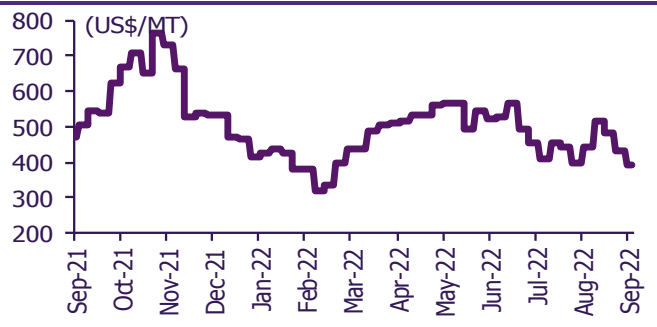
Polyolefins-Naphtha spreads



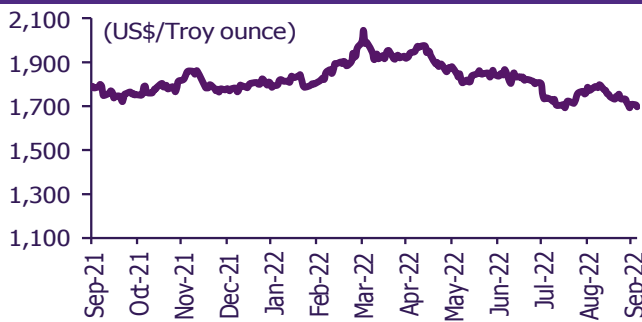
PVC price



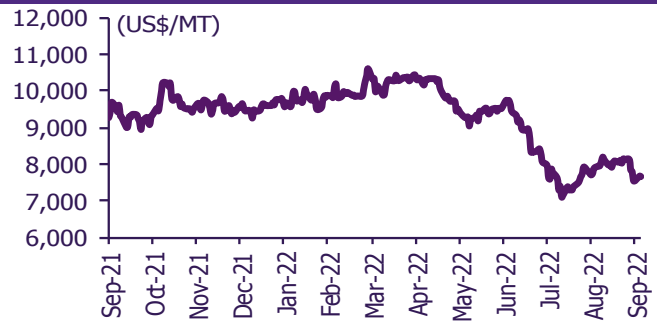
PVC spread



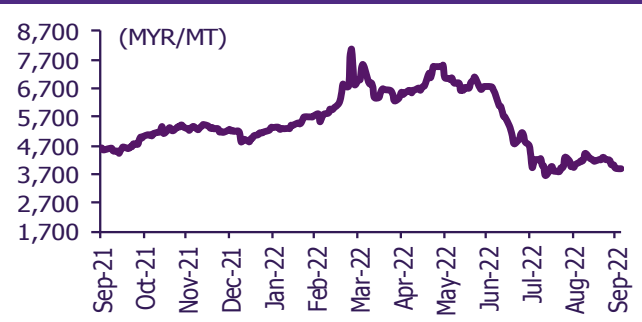
Gold price



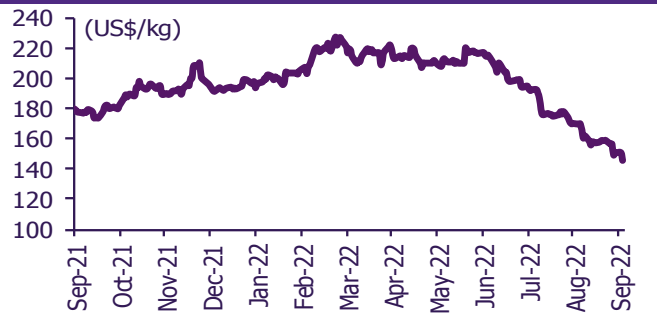
LME copper price



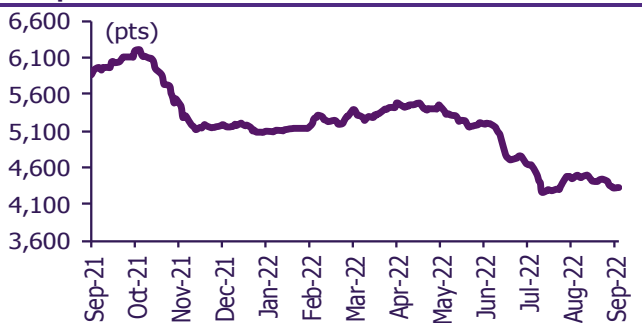
Malaysian crude palm oil price



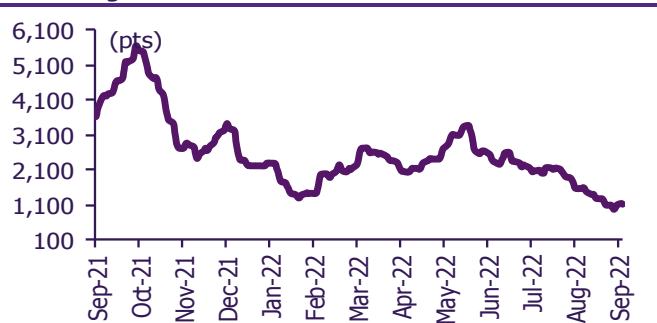
Rubber price (RSS3) futures



Steel price index



Baltic freight index



Source: Bloomberg Financial L.P., TQ Professional, BANPU, BOT, SCBS Investment Research

Short sales

	Volume (Shares)	Turnover (Bt)	Average price (Bt)	Last price 6-Sep-22	Gap between last close and short	Short sale volume comparing with main board
TOA-R	129,100	3,937,550	30.50	30.75	(0.81)	36.94
STA-R	880,800	18,731,010	21.27	21.30	(0.16)	28.82
PTTGC-R	1,661,000	74,268,950	44.71	44.50	0.48	24.92
AIT	882,600	5,434,720	6.16	6.25	(1.48)	24.49
IVL-R	5,422,600	224,236,925	41.35	41.25	0.25	22.92
CBG-R	1,613,400	159,849,175	99.08	99.25	(0.18)	21.24
TVO	48,700	1,473,175	30.25	30.25	0.00	20.80
GLOBAL	713,100	13,684,780	19.19	19.40	(1.08)	19.93
MAJOR	491,300	9,357,900	19.05	19.10	(0.28)	19.42
PSH	30,500	390,400	12.80	12.80	0.00	18.62
GUNKUL-R	12,769,100	69,662,535	5.46	5.50	(0.81)	18.53
BCP	782,100	27,029,025	34.56	34.50	0.17	18.14
BCH-R	2,792,200	52,866,660	18.93	19.00	(0.35)	17.85
TRUE-R	6,655,700	30,615,176	4.60	4.60	0.00	16.67
IRPC	5,472,600	18,027,300	3.29	3.32	(0.78)	15.86
KCE-R	1,291,900	64,970,700	50.29	50.25	0.08	15.53
STGT-R	698,200	9,391,220	13.45	13.50	(0.37)	15.23
SGP	46,500	523,900	11.27	11.20	0.60	14.07
TISCO	206,700	19,226,425	93.02	92.50	0.56	13.76
CHG	5,601,200	21,311,638	3.80	3.80	0.13	13.67
TTB	17,066,600	21,503,916	1.26	1.27	(0.79)	13.62
BTS-R	11,259,000	97,214,210	8.63	8.65	(0.18)	13.59
SHR-R	698,800	2,721,764	3.89	3.90	(0.13)	13.43
GLOBAL-R	472,400	9,090,110	19.24	19.40	(0.81)	13.20
SCGP-R	775,900	42,066,750	54.22	54.00	0.40	13.09
BA	211,100	2,322,100	11.00	11.00	0.00	12.86
TTB-R	15,517,100	19,549,388	1.26	1.27	(0.80)	12.39
SAWAD-R	485,900	23,715,150	48.81	48.50	0.63	12.11
BLA	400,100	13,383,925	33.45	33.50	(0.14)	11.87
THG-R	507,000	33,612,225	66.30	66.50	(0.31)	11.60
DTAC	309,400	13,398,900	43.31	43.75	(1.01)	11.59
LH	2,369,300	20,734,985	8.75	8.75	0.02	11.58
PSL-R	1,254,600	18,042,220	14.38	14.40	(0.13)	11.56
LOXLEY	55,200	125,120	2.27	2.26	0.29	11.44
IRPC-R	3,913,700	12,880,482	3.29	3.32	(0.87)	11.34
KKP-R	417,900	29,826,900	71.37	71.25	0.17	11.24
PTTGC	725,100	32,504,025	44.83	44.50	0.73	10.88
BCPG	387,400	4,145,180	10.70	10.80	(0.93)	10.87
TTW	883,900	9,015,780	10.20	10.20	0.00	10.67
EPG-R	488,800	4,766,800	9.75	9.80	(0.49)	10.67
CRC-R	1,267,600	50,413,425	39.77	40.00	(0.57)	10.62
CHG-R	4,226,500	16,063,170	3.80	3.80	0.02	10.31
BANPU	24,656,500	357,307,030	14.49	14.50	(0.06)	10.31
CPF	1,566,500	40,337,375	25.75	25.75	0.00	10.25
HMPRO-R	2,409,700	33,027,750	13.71	13.90	(1.39)	10.21
CPALL	3,128,800	186,203,725	59.51	59.50	0.02	10.11
WHAUP-R	441,000	1,741,664	3.95	3.92	0.75	10.02
SCCC-R	5,200	816,300	156.98	157.50	(0.33)	9.94
CKP-R	1,587,600	8,331,490	5.25	5.25	(0.04)	9.92
PTG-R	654,700	9,705,720	14.82	14.90	(0.51)	9.89
COM7-R	1,517,600	51,347,750	33.83	33.75	0.25	9.75
BGRIM-R	1,165,200	42,390,925	36.38	36.50	(0.33)	9.69
ADVANC-R	915,600	176,247,000	192.49	193.50	(0.52)	9.63
DELTA-R	152,200	79,023,200	519.21	518.00	0.23	9.56
AOT	1,306,200	94,181,000	72.10	72.00	0.14	9.54
CKP	1,516,800	7,963,200	5.25	5.25	0.00	9.48
PTTEP-R	1,056,700	176,629,250	167.15	165.50	1.00	9.43
CPF-R	1,418,800	36,504,150	25.73	25.75	(0.08)	9.28
TIDLOR	413,200	11,672,900	28.25	28.25	0.00	9.14
GPSC-R	438,000	29,383,525	67.09	67.00	0.13	8.82
OSP-R	561,100	17,230,300	30.71	30.75	(0.14)	8.78
MTC-R	723,000	31,008,525	42.89	42.75	0.32	8.73
KTB-R	4,567,100	77,182,480	16.90	16.90	0.00	8.73
DTAC-R	232,500	10,091,775	43.41	43.75	(0.79)	8.71
TOP-R	1,285,900	76,280,250	59.32	59.00	0.54	8.65
TISCO-R	129,600	12,057,575	93.04	92.50	0.58	8.63
SCC-R	148,800	53,022,200	356.33	356.00	0.09	8.61
SPRC-R	1,738,600	22,210,210	12.77	12.70	0.59	8.57
PSH-R	14,000	179,200	12.80	12.80	0.00	8.55
MEGA-R	279,100	14,287,375	51.19	50.75	0.87	8.47
NOBLE	122,700	595,812	4.86	4.88	(0.50)	8.46
WHA-R	9,307,900	33,480,880	3.60	3.64	(1.18)	8.46
JMT-R	423,400	32,306,675	76.30	76.75	(0.58)	8.38
JMART-R	566,700	29,300,050	51.70	52.50	(1.52)	8.35
TQM	291,300	12,711,575	43.64	44.50	(1.94)	8.33
SCC	142,900	50,891,200	356.13	356.00	0.04	8.27
HANA	363,300	14,653,600	40.33	40.00	0.84	7.99
BEAUTY-R	1,484,100	2,102,742	1.42	1.41	0.49	7.88
AOT-R	1,071,200	77,297,775	72.16	72.00	0.22	7.82
VGI-R	1,847,700	8,121,548	4.40	4.44	(1.00)	7.81
BA-R	127,900	1,403,130	10.97	11.00	(0.27)	7.79
JAS-R	3,889,600	9,295,356	2.39	2.38	0.41	7.74
EA-R	2,162,100	184,352,000	85.27	86.50	(1.43)	7.66
CPALL-R	2,356,000	139,898,050	59.38	59.50	(0.20)	7.61
BH	232,400	50,123,700	215.68	216.00	(0.15)	7.56
HMPRO	1,771,800	24,285,820	13.71	13.90	(1.39)	7.51
SPRC	1,522,700	19,511,950	12.81	12.70	0.90	7.50
KBANK-R	865,300	130,997,850	151.39	151.00	0.26	7.41
BBL-R	509,500	70,024,800	137.44	137.00	0.32	7.41
SCCC	3,800	596,600	157.00	157.50	(0.32)	7.27

	Volume (Shares)	Turnover (Bt)	Average price (Bt)	Last price 6-Sep-22	Gap between last close and short	Short sale volume comparing with main board
AWC-R	3,306,300	18,660,290	5.64	5.70	(0.98)	7.26
BEM-R	2,881,700	25,509,370	8.85	8.90	(0.54)	7.23
SCB-R	1,363,100	151,215,500	110.94	111.50	(0.51)	7.19
THANI-R	767,200	3,539,442	4.61	4.62	(0.14)	6.79
PLANB-R	2,980,300	20,498,120	6.88	7.00	(1.74)	6.79
ASP	92,400	280,896	3.04	3.06	(0.65)	6.76
SCGP	390,200	21,106,925	54.09	54.00	0.17	6.59
CRC	762,400	30,366,250	39.83	40.00	(0.43)	6.39
BEM	2,536,100	22,434,550	8.85	8.90	(0.61)	6.37
PTT	1,300,000	48,425,000	37.25	37.25	0.00	6.26
VIBHA	1,206,300	3,295,658	2.73	2.74	(0.29)	6.21
MTI	300	39,600	132.00	131.50	0.38	6.12
SIRI	3,065,700	3,386,169	1.10	1.12	(1.38)	6.10
SSP	566,100	5,949,480	10.51	10.50	0.09	6.08
BANPU-R	14,472,200	209,887,580	14.50	14.50	0.02	6.05
OR	1,299,600	34,928,250	26.88	26.75	0.47	6.05
TTA-R	265,900	2,206,970	8.30	8.25	0.61	6.04
TOA	20,900	637,725	30.51	30.75	(0.77)	5.98
JWD-R	163,600	2,846,510	17.40	17.10	1.75	5.98
STA	181,400	3,868,150	21.32	21.30	0.11	5.94
TASCO	332,200	5,823,690	17.53	17.50	0.18	5.89
JMT	295,200	22,578,625	76.49	76.75	(0.34)	5.85
BEC-R	238,500	3,297,710	13.83	13.90	(0.53)	5.84
STPI	35,800	127,230	3.55	3.56	(0.17)	5.81
AEONTS-R	25,100	4,201,900	167.41	167.00	0.24	5.81
MICRO	18,800	92,308	4.91	4.90	0.20	5.70
MINT	1,180,000	36,357,350	30.81	30.50	1.02	5.64
PTTEP	624,300	104,314,650	167.09	165.50	0.96	5.57
CBG	421,100	41,711,675	99.05	99.25	(0.20)	5.54
BAM	610,100	11,153,900	18.28	18.50	(1.18)	5.34
CPN-R	602,200	41,356,425	68.68	68.50	0.26	5.25
MINT-R	1,075,500	33,162,925	30.83	30.50	1.10	5.14
BGRIM	611,400	22,219,050	36.34	36.50	(0.43)	5.09
CHAYO	51,300	531,850	10.37	10.30	0.65	5.07
AP	1,723,300	17,019,010	9.88	10.00	(1.24)	5.01
BDMS	1,187,100	34,425,900	29.00	29.00	0.00	4.95
GULF-R	5,502,700	298,541,475	54.25	56.00	(3.12)	4.90
TU	767,700	13,216,450	17.22	17.10	0.68	4.88
EGATIF	48,700	334,405	6.87	6.85	0.24	4.86
PSL	526,300	7,590,870	14.42	14.40	0.16	4.85
SCB	902,800	100,371,350	111.18	111.50	(0.29)	4.76
TTW-R	389,900	3,950,120	10.13	10.20	(0.68)	4.71
BDMS-R	1,126,300	32,597,775	28.94	29.00	(0.20)	4.70
MTC	386,900	16,676,550	43.10	42.75	0.83	4.67
HANA-R	212,000	8,545,675	40.31	40.00	0.77	4.67
ADVANC	443,000	85,164,050	192.24	193.50	(0.65)	4.66
PTL-R	23,900	560,660	23.46	23.60	(0.60)	4.65
SINGER-R	67,300	3,079,025	45.75	46.00	(0.54)	4.60
AWC	2,081,200	11,752,450	5.65	5.70	(0.93)	4.57
KTC-R	97,800	5,817,700	59.49	59.75	(0.44)	4.47
INTUCH	473,700	35,367,025	74.66	75.00	(0.45)	4.47
BAM-R	502,600	9,171,020	18.25	18.50	(1.37)	4.40
EPG	201,400	1,966,900	9.77	9.80	(0.35)	4.40
PRM	162,900	1,001,835	6.15	6.20	(0.81)	4.37
STPI-R	26,700	94,826	3.55	3.56	(0.24)	4.34
MEGA	142,100	7,284,575	51.26	50.75	1.01	4.31
BCPG-R	153,400	1,641,380	10.70	10.80	(0.93)	4.30
ICHI	137,500	1,237,400	9.00	9.00	(0.01)	4.28
TQM-R	148,900	6,515,450	43.76	44.50	(1.67)	4.26
KBANK	496,200	75,059,800	151.27	151.00	0.18	4.25
GULF	4,747,000	257,538,225	54.25	56.00	(3.12)	4.22
UNIQ	45,800	220,408	4.81	4.80	0.26	4.22
ICHI-R	135,300	1,217,880	9.00	9.00	0.01	4.21
EGCO-R	46,500	8,477,800	182.32	183.00	(0.37)	4.18
TRUE	1,662,300	7,676,050	4.62	4.60	0.39	4.16
GUNKUL	2,845,600	15,508,520	5.45	5.50	(0.91)	4.13
TSE	69,200	149,472	2.16	2.18	(0.92)	4.12
KTB	2,123,500	35,887,150	16.90	16.90	0.00	4.06
BPP	38,500	608,300	15.80	15.80	0.00	4.05
QH	391,000	852,380	2.18	2.18	0.00	4.00
COM7	621,900	21,068,125	33.88	33.75	0.38	4.00
IVL	926,300	38,284,875	41.33	41.25	0.20	3.92
SYNEX	80,800	1,630,940	20.18	20.10	0.42	3.88
SINGER	56,700	2,606,875	45.98	46.00	(0.05)	3.87
PTG	252,000	3,754,800	14.90	14.90	0.00	3.81
MAJOR-R	96,300	1,837,440	19.08	19.10	(0.10)	3.81
BLA-R	128,200	4,275,150	33.35	33.50	(0.46)	3.80
NER	194,400	1,125,090	5.79	5.75	0.65	3.73
INTUCH-R	395,400	29,589,575	74.83	75.00	(0.22)	3.73
STARK-R	167,100	685,110	4.10	4.10	0.00	3.73
RJH	9,200	331,200	36.00	36.00	0.00	3.72
BCP-R	159,900	5,539,625	34.64	34.50	0.42	3.71
TOP	544,300	32,297,600	59.34	59.00	0.57	3.66

Source: SET, SCBS Investment Research

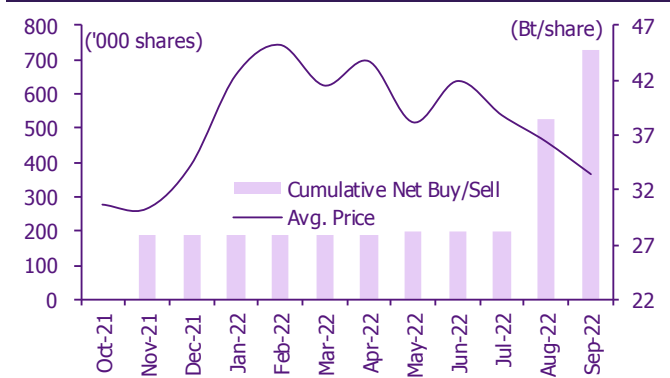
Director trade

1. Director trade as reported on September 6, 2022.

Company Name of Director	Product	Transaction date	Amount (Shares)	Average Price (Bt)	Amount (Bt)	Buy/Sell
BLA Mr. CHONE SOPHONPANICH	Common Share	02-09-22	100,000	33.75	3,375,000	Purchase
BLA Mr. CHONE SOPHONPANICH	Common Share	05-09-22	100,000	33.00	3,300,000	Purchase
BUI Mr. THAVICH TAYCHANAVAKUL	Common Share	02-09-22	11,000	24.41	268,510	Purchase
EKH Mr. KAWEECHAI LERTASSAVARAT	Common Share	05-09-22	50,000	7.38	369,000	Purchase
EKH Mr. SUTHIPONG TANGSAJJAPOJ	Common Share	05-09-22	50,000	7.35	367,500	Purchase
JR Mr. JARUN WIWATJESADAWUT	Common Share	05-09-22	358,000	7.10	2,541,800	Purchase
JMART Mr. ADISAK SUKUMVITAYA	Common Share	05-09-22	391,500	51.09	20,001,735	Purchase
JMT Mr. RERNGCHAI INKAPAKORN	Common Share	06-09-22	2,000	76.25	152,500	Sale
LPH Mr. UNGOON CAHNTANAVANICH	Common Share	02-09-22	70,000	5.73	401,100	Purchase
PG Mr. PIRANART CHOKWATANA	Common Share	05-09-22	500	7.15	3,575	Purchase
PSL Mr. Vasudevan Neelakantan	NVDR : underlying securities ordinary SHARE	01-09-22	500	14.00	7,000	Purchase
PSL Mr. Vasudevan Neelakantan	NVDR : underlying securities ordinary SHARE	02-09-22	500	14.20	7,100	Purchase
RBF Mrs. PETCHARA RATANAPOOMPINYO	Common Share	05-09-22	84,300	13.56	1,143,108	Purchase
SMPC Mr. VINAI VITAVASGARAVEJ	Common Share	05-09-22	20,000	14.90	298,000	Purchase
SA Mr. KAJONSIT SINGSANSERN	Common Share	05-09-22	100,000	8.80	880,000	Purchase
SICT Mr. KARN OPASJUMRUSKIT	Common Share	31-08-22	60,000	8.06	483,600	Sale
SICT Mr. KARN OPASJUMRUSKIT	Common Share	02-09-22	40,000	8.15	326,000	Sale
SIMAT Mr. BOONLERD IEWPORNCHAI	Common Share	05-09-22	150,000	2.78	417,000	Purchase
SK Mr. PARKORN TANGNUKULKIJ	Common Share	06-09-22	50,000	0.95	47,500	Purchase
STA Mr. KITICHAI SINCHAROENKUL	Common Share	05-09-22	160,000	21.54	3,446,400	Purchase
TMILL Mr. PRAPAS CHUTIMAVORAPHAND	Common Share	05-09-22	100,000	3.89	389,000	Purchase
TSTE Mr. PRAPAS CHUTIMAVORAPHAND	Common Share	05-09-22	2,000	7.00	14,000	Purchase
TKC Miss RADAKARN MEETAM	Common Share	01-09-22	7,000	21.94	153,580	Purchase
WFX Miss CHALONGKWAN WONGSASUTHIKUL	Common Share	05-09-22	44,900	7.00	314,300	Sale
					Total	Purchase 37,430,908
						Sale 1,276,400
						Net 36,154,508

2. 12-month cumulative net buy/sell for SCBS-covered stocks with activity as of last close

BLA



Corporate calendar

September				
Monday	Tuesday	Wednesday	Thursday	Friday
5	6	7	8	9
XD DRT Bt0.24 HPF Bt0.113 M-II Bt0.148 MLF Bt0.14 MNIT Bt0.02 MNIT2 Bt0.045 MNRF Bt0.02 M-STOR Bt0.076 PB Bt0.86 TTB Bt0.02 PD CPNGC Bt0.235 DIF Bt0.26 POPF Bt0.2544 PPF Bt0.17 SCM Bt0.15 SIRIP Bt0.05 SPRIME Bt0.1493 SYNEX Bt0.18 THREL Bt0.08 TU Bt0.4 VCOM Bt0.12 Share listing ALL 41,489,362 Shares SDC 67,460,316 Shares JKN 2,141,900 Shares	XD BAY Bt0.4 LUXF Bt0.24 TTW Bt0.3 PD ADVANC Bt3.45 DCC Bt0.035 GGC Bt0.25 ILM Bt0.2 JASIF Bt0.23 MAKRO Bt0.18 PCSGH Bt0.15 RPH Bt0.2 SAT Bt0.38 SNNP Bt0.18 TPRIME Bt0.113 WORK Bt0.2 Last trading day BANPU-W4 BIOTEC-W1	XD BBL Bt1.5 GPSC Bt0.2 KBANK Bt0.5 KKP Bt1.75 LHPP Bt0.06 LHSC Bt0.05 QHPF Bt0.11 XE BANPU-W4 1 : 1 @Bt5 BIOTEC-W1 1 : 1 @Bt0.5 PD AIMCG Bt0.09 AIMIRT Bt0.2225 ASIAN Bt0.25 BBGI Bt0.05 BSBM Bt0.02 JMT Bt0.49 NER Bt0.07 PDG Bt0.08 PIMO Bt0.02 PM Bt0.15 PT Bt0.2 RJH Bt2 SC Bt0.08 SGP Bt0.2 SPALI Bt0.7 STGT Bt0.5 TEAM Bt0.05 TKN Bt0.09 TKS Bt0.12 TNP Bt0.035 Share listing JCK 16,752,724 Shares JCKH 50,474,701 Shares JKN 1,887,810 Shares SDC 37,037,037 Shares UREKA 1,576,044 Shares	XD AFC Bt0.14 BPP Bt0.4 HTC Bt0.55 NSI Bt2.5 SSPF Bt0.154 SUSCO Bt0.12 TPIPP Bt0.12 PD AS Bt0.3 BH Bt1.15 BHP Bt1.15 BJC Bt0.15 BKI Bt3.5 BOFFICE Bt0.174 B-WORK Bt0.1771 CCET Bt0.02 D Bt0.03 FSMART Bt0.2 GPI Bt0.05 IMPACT Bt0.1 INTUCH Bt1.76 KTBSTMR Bt0.1779 M Bt0.5 MBAX Bt0.12 NSL Bt0.25 QH Bt0.04 SABINA Bt0.61 SKR Bt0.08 SPRC Bt0.96 STA Bt0.85 STA Bt0.15 SWC Bt0.125 THANA Bt0.05 UEC Bt0.06 Decreased capital LPN	XD EASTW Bt0.12 EGCO Bt3.25 RATCH Bt0.8 PD ADD Bt0.11 AI Bt0.25 ATT Bt0.15 AJ Bt0.38 AMATA Bt0.2 ARROW Bt0.1 ASP Bt0.07 AUCT Bt0.15 BCPG Bt0.2 BCC Bt0.1 BGRIM Bt0.03 BIS Bt0.06 BLESS Bt0.05 CBG Bt0.75 CHG Bt0.085 CSS Bt0.04 EASON Bt0.04 ECL Bt0.05 FORTH Bt0.15 FPI Bt0.08 GC Bt0.2 HPT Bt0.018 HTECH Bt0.1 III Bt0.15 JMART Bt0.45 JUBILE Bt0.38 KAMART Bt0.05 KCC Bt0.0379 KCE Bt1 LALIN Bt0.305 LEO Bt0.2 LH Bt0.25 LPH Bt0.1 MEGA Bt0.75 MGT Bt0.03 ONEE Bt0.12 OSP Bt0.45 PHOL Bt0.08 PROSPECT Bt0.2285 PSH Bt0.31 SAMTEL Bt0.06 SENA Bt0.12692 SINGER Bt0.3 SMIT Bt0.14 SMPC Bt0.6 SNP Bt0.1 SO Bt0.15 SPCG Bt0.25 SSP Bt0.2 TACC Bt0.17 TFG Bt0.1 TKC Bt0.2 TMT Bt0.15 TNITY Bt0.175 TOG Bt0.17 TQM Bt0.7 TQR Bt0.14 UVAN Bt0.3 WINNER Bt0.06
PD CK Bt0.15 PSL Bt0.5 XO Bt0.188	XD AYUD Bt5.14 HMPRO Bt0.17 MST Bt0.33 TIPH Bt0.5 PD AH Bt0.58 BCP Bt1.25 CEYE Bt0.15 KCAR Bt0.19 ORI Bt0.15 SIRI Bt0.04 SUPEREIF Bt0.09094 TOA Bt0.25 UTP Bt0.43	XD BANPU Bt0.45 BDMS Bt0.3 PD ALLY Bt0.165 AMATAR Bt0.16 APURE Bt0.05 BCH Bt0.4 BKKCP Bt0.16 BROOK Bt0.005 CPF Bt0.4 CPTGF Bt0.15 EGATIF Bt0.0274 FUTUREPF Bt0.28 GVREIT Bt0.201 HUMAN Bt0.06 KBSPIF Bt0.226 KISS Bt0.06 MIPF Bt0.44 SMD Bt0.25 SSTRT Bt0.2 STP Bt0.2 TFFIF Bt0.092 TNR Bt0.2 TTLPF Bt0.41	PD DREIT Bt0.175 IVL Bt0.4 TEKA Bt0.07 TIF1 Bt0.125 TLHPP Bt0.1	XE K-W1 1 : 1 @Bt1 PD DRT Bt0.24
PD OR Bt0.35 PB Bt0.86 WHAIR Bt0.1556	XR WAVE : @Bt0.10 XW WAVE 3 : 1 PD GAHREIT Bt0.15 GROREIT Bt0.3 HPF Bt0.113 LANNA Bt1.45 LUXF Bt0.24 MLF Bt0.14 M-STOR Bt0.076	PD GPSC Bt0.2 M-II Bt0.148 PTTGC Bt0.75 TTW Bt0.3	XR ABM 3 : 1 @Bt1.80 CIG 1 : 2 @Bt0.50 XW ABM 2 : 1 PD BAY Bt0.4 KKP Bt1.75 LHPP Bt0.06 LHSC Bt0.05 MNIT Bt0.02 MNIT2 Bt0.045 MNRF Bt0.02 NSI Bt2.5 QHPF Bt0.11 SSPF Bt0.154 TTB Bt0.02	PD BBL Bt1.5 EGCO Bt3.25 KBANK Bt0.5 RATCH Bt0.8 SUSCO Bt0.12 TPIPP Bt0.12
XE SAAM-W1 1 : 1 @Bt7.5 PD BPP Bt0.4 HTC Bt0.55 MST Bt0.33	XE BCPG-W1 1 : 1 @Bt8 PD EASTW Bt0.12 HMPRO Bt0.17	XE MORE-W2 1 : 1 @Bt2 PD AYUD Bt5.14 TIPH Bt0.5	XR THANA 10 : 1 @Bt2.85 PD BANPU Bt0.45 BDMS Bt0.3	

XD - Cash Dividend
 XD(ST) - Stock Dividend

PD - Payment Date
 XR - Rights for Common

XW - Rights for Warrant
 XT - Rights for Transferable Subscription Right

XE - Warrant Exercise
 CW - Capital write-down

SP - Suspension

Disclaimer

The information in this report has been obtained from sources believed to be reliable. However, its accuracy or completeness is not guaranteed. Any opinions expressed herein reflect our judgment at this date and are subject to change without notice. This report is for information only. It is not to be construed as an offer, or solicitation of an offer to sell or buy any securities. We accept no liability for any loss arising from the use of this document. We or our associates may have an interest in the companies mentioned therein.

SCB Securities Company Limited ("SCBS") is a wholly-owned subsidiary of The Siam Commercial Bank Public Company Limited ("SCB"). Any information related to SCB is for sector comparison purposes.

This document is prepared by SCB Securities Company Limited ("SCBS") which is wholly-owned by the Siam Commercial Bank Public Company Limited ("SCB"). SCB acts as financial advisor of the SCG Chemicals Public Company Limited (SCGC). Any opinions, news, research, analyses, prices, statements, forecasts, projections and/or other information contained in this document (the "Information") is provided as general information purposes only and shall not be construed as individualized recommendation of an offer to buy or sell or the solicitation of an offer to buy or sell any securities. SCBS and/or its directors, officers and employees shall not be liable for any direct, indirect, incidental, special or consequential loss or damage, resulting from the use of or reliance on the Information, including without limitation to, damages for loss of profits. The investors shall use the Information in association with other information and opinion, including their own judgment in making investment decision. The Information is obtained from sources believed to be reliable, and SCBS cannot guarantee the accuracy, completeness and/or correctness of the Information.

This document is prepared by SCB Securities Company Limited ("SCBS") which is wholly-owned by The Siam Commercial Bank Public Company Limited ("SCB"). SCB may be appointed to act as financial advisor in relation to transactions to be carried out by Thai Oil Company Limited. Any opinions, news, research, analyses, prices, statements, forecasts, projections and/or other information contained in this document (the "Information") is provided as general information purposes only and shall not be construed as individualized recommendation of an offer to buy or sell or the solicitation of an offer to buy or sell any securities. SCBS and/or its directors, officers and employees shall not be liable for any direct, indirect, incidental, special or consequential loss or damage, resulting from the use of or reliance on the Information, including without limitation to, damages for loss of profits. The investors shall use the Information in association with other information and opinion, including their own judgment in making investment decision. The Information is obtained from sources believed to be reliable, and SCBS cannot guarantee the accuracy, completeness and/or correctness of the Information.

This document is prepared by SCB Securities Company Limited ("SCBS") which is wholly-owned by The Siam Commercial Bank Public Company Limited ("SCB"). SCB has acted as Financial Advisor, Lead Arranger of Global Power Synergy Public Company Limited. Any opinions, news, research, analyses, prices, statements, forecasts, projections and/or other information contained in this document (the "Information") is provided as general information purposes only, and shall not be construed as individualized recommendation of an offer to buy or sell or the solicitation of an offer to buy or sell any securities. SCBS and/or its directors, officers and employees shall not be liable for any direct, indirect, incidental, special or consequential loss or damage, resulting from the use of or reliance on the Information, including without limitation to, damages for loss of profits. The investors shall use the Information in association with other information and opinion, including their own judgment in making investment decision. The Information is obtained from sources believed to be reliable, and SCBS cannot guarantee the accuracy, completeness and/or correctness of the Information.

This document is prepared by SCB Securities Company Limited ("SCBS") which is wholly-owned by The Siam Commercial Bank Public Company Limited ("SCB"). SCB Asset Management Company Limited ("SCBAM") which is wholly-owned by The Siam Commercial Bank Public Company Limited ("SCB"). SCB has acted as Financial Advisor of Digital Telecommunications Infrastructure Fund. SCBAM has acted as Fund Manager of Digital Telecommunications Infrastructure Fund. Any opinions, news, research, analyses, prices, statements, forecasts, projections and/or other information contained in this document (the "Information") is provided as general information purposes only, and shall not be construed as individualized recommendation of an offer to buy or sell or the solicitation of an offer to buy or sell any securities. SCBS and/or its directors, officers and employees shall not be liable for any direct, indirect, incidental, special or consequential loss or damage, resulting from the use of or reliance on the Information, including without limitation to, damages for loss of profits. The investors shall use the Information in association with other information and opinion, including their own judgment in making investment decision. The Information is obtained from sources believed to be reliable, and SCBS cannot guarantee the accuracy, completeness and/or correctness of the Information.

SCBS reserves the right to modify the Information from time to time without notice and in its sole discretion. This document is delivered to intended recipient(s) only and is not permitted to reproduce, retransmit, disseminate, sell, distribute, republish, circulate or commercially exploit the Information in any manner without the prior written consent of SCBS.

Futures and Options trading carry a high level of risk with the potential for substantial losses, and are not suitable for all persons. Before deciding to trade Futures and Options, you should carefully consider your financial position, investment objectives, level of experience, and risk appetite if Futures and Options trading are appropriate. The possibility exists that you could sustain a loss of some or all of your initial investment. You should be aware of all the risks associated with Futures and Options trading, and you are advised to rely on your own judgment while making investment decision and/or should seek advice from professional investment advisor if you have any doubts.

This document is delivered to intended recipient(s) only and is not permitted to reproduce, retransmit, disseminate, sell, distribute, republish, circulate or commercially exploit the Information in any manner without the prior written consent of SCBS.

Copyright©2012 SCB Securities Company Limited. All rights reserved.

CG Rating 2021 Companies with CG Rating

Companies with Excellent CG Scoring

AAV, ADVANC, AF, AH, AIRA, AKP, AKR, ALT, AMA, AMATA, AMATAV, ANAN, AOT, AP, ARIP, ARROW, ASP, AUCTION, AWC, AYUD, BAFS, BANPU, BAY, BBL, BCP, BCPG, BDMS, BEM, BGC, BGRIM, BIZ, BKI, BOL, BPP, BRR, BTS, BTW, BWG, CENTEL, CFRESH, CHEWA, CHO, CIMBT, CK, CKP, CM, CNT, COM7, COMAN, COTTO, CPALL, CPF, CPI, CPN, CRC, CSS, DDD, DELTA, DEMCO, DRT, DTAC, DUSIT, EA, EASTW, ECF, ECL, EE, EGCO, EPG, ETC, FPI, FPT, FSMART, GBX, GC, GCAP, GFPT, GGC*, GLAND, GLOBAL, GPI, GPSC, GRAMMY, GULF, GUNKUL, HANA, HARN, HMPRO, ICC, ICHI, III, ILINK, ILM, INTUCH, IP, IRPC, ITTEL, IVL, JSP, JWD, K, KBANK, KCE, KKP, KSL, KTB, KTC, LALIN, LANNA, LH, LHFG, LIT, LPN, MACO, MAJOR, MAKRO, MALEE, MBK, MBKET, MC, MCOT, METCO, MFEC, MINT, MONO, MOONG, MSC, MTC, MVP, NCL, NEP, NER, NKI, NOBLE, NSI, NVD, NWR, NYT, OISHI, OR, ORI, OSP, OTO, PACE, PACO, PAF, PCSGH, PDG, PDJ, PG, PHOL*, PLANB, PLANET, PLAT, PORT, PPS, PR9, PREB, PRG, PRM, PROUD, PSH, PSL, PTG, PTT, PTTEP, PTTGC, PYLON, Q-CON, QH, QTC, RATCH, RS, S, S & J, SAAM, SABINA, SAMART, SAMTEL, SAT, SC, SCB, SCC, SCCC, SCG, SCGP, SCM, SDC, SEAFCO, SEAOL, SE-ED, SELIC, SENA, SHR, SIRI, SIS, SITHAI, SMK, SMPK, SNC, SONIC, SPALI, SPI, SPRC, SPVI, SSSC, SST, STA, STEC*, STI, SUN, SUSCO, SUTHA, SVI*, SYMC, SYNTEC, TACC, TASCOT, TCAP, TEAMG, TFMAMA, TGH, THANA, THANI, THCOM, THG, THIP, THRE, THREL, TIP*, TIPCO, TISCO, TK, TKT, TMT, TNDT, TNITY, TOA, TOP, TPBI, TQM, TRC, TRU, TRUE, TSC, TSR, TSTE, TSTH, TTA, TTB, TTCL, TTW, TU, TVD, TVI, TVO, TWPC, U, UAC, UBIS, UV, VGI, VIH, WACOAL, WAVE, WHA, WHAUP, WICE, WINNER, ZEN

Companies with Very Good CG Scoring

2S, 7UP, ABICO, ABM, ACE, ACG, ADB, AEONTS, AGE, AHC, AIT, ALL, ALLA, ALUCON, AMANAH, AMARIN, APCO, APCS, APURE, AQUA, ASEFA, ASIAN, ASK, ATP30, BA, BC, BEC, BFIT, BJCHI, BR, CBG, CGH, CHAYO, CHOTI, CI, CMC, CPL, CRD, CSP, DCC, ASAP, ASIA, ASIMAR, ASN, B, BAM, BCH, BEYOND, BJC, BLA, BROOK, CEN, CHARAN, CHG, CHOW, CIG, COLOR, CPW, CSC, CWT, DCON, DHOUSE, DOD, DOHOME, DV8, EASON, EFORL, ERW, ESSO, ESTAR, ETE, FE, FLOYD, FN, FNS, FORTH, FSS, FTE, FVC, GEL, GENCO, GJS, GYT, HEMP, HPT, HTC, HYDRO, ICN, IFS, IMH, IND, INET, INSET, INSURE, IRC, IRPC, IT, ITD*, J, JAS, JCK, JCKH, JMART, JMT, KBS, KCAR, KEX, KGI, KIAT*, KISS, KOOL, KTIS, KUMWEL, KUN, KWC, KWM, L&E, LDC, LEO, LHK, LOXLEY, LRH, LST, M, MATCH, MBAX, MEGA, META, MFC*, MGT, MICRO, MILL, MITSIB, MK, MODERN, MTI, NBC, NCAP, NCH, NETBAY, NEX, NINE, NRF, NTV, OCC, OGC, PATO, PB, PICO, PIMO, PJW, PL, PM, PMTA, PPP, PPPM, PRIME, PRIN, PRINC, PSTC, PT, QLT, RBF, RCL, RICHY, RML, ROJNA, RPC, RT, RWI, S11, SA, SAK, SALEE, SAMCO, SANKO, SAPPE, SAWAD, SCI, SCN, SCP, SE, SFLEX, SFP, SFT, SGF, SIAM, SINGER, SKE, SKN, SKR, SKY, SLP, SMT, SMT, SNP, SO, SORKON, SPA, SPC, SPCG, SR, SRICHA, SSC, SSF, STANLY, STGT, STOWER*, STPI, SUC, SWC, SYNEX, T, TAE, TAKUNI, TBSP, TCC, TCMC, TEAM, TFG, TFI, TIGER, TITLE, TKN, TKS, TM, TMC, TMD, TMI, TMILL, TNL, TNP, TOG, TPA, TPAC, TPCS, TPS, TRITN, TRT, TSE, TVT, TWP, UEC, UMI, UOBKH, UP, UPF, UPOIC, UTP, VCOM, VL, VNT, VPO, VRANDA, WGE, WIJK, WP, XO, XPG, YUASA

Companies with Good CG Scoring

A, AI, AIE, AJ, AMC, APP, AQ, ARIN, AS, AU, B52, BEAUTY, BGT, BH, BIG, BLAND, BM, BROCK, BSBM, BSM, BYD*, CCP, CITY, CMO, CPT, CSR, EKH, EP, FMT, GLOCON*, GSC, HTECH, IHL, INGRS, JAK, JTS, KASET, KK, KWG, LEE, BTNC, CAZ, CGD, CMAN, CMR, CRANE, D, EMC, F&D, GIFT, GREEN, GTB, HUMAN, IIG, INOX, JR, JUBILE, KCM, KKC, KYE, LPH, MATI, M-CHAI, MCS, MDX, MJD, MORE, MUD, NC, NDR, NFC, NNCL, NOVA, NPK, NUSA, OCEAN, PAF, PF, PK, PLE, PPM, PRAKIT, PRAPAT, PRECHA, PTL, RCI*, RJH, RP, RPH, RSP, SABUY, SF, SGP, SICT, SIMAT, SISB, SK, SMART, SOLAR, SPACK, SPG, SQ, SSP, STARK, STC, SUPER, SVOA, TC, TCCC, THMUI, TNH, TNR, TOPP, TPCH, TPIPL, TPIPP, TPLAS, TPOLY, TQR, TTI, TYCN, UKEM, UMS, UNIQ, UPA, UREKA, VIBHA, W, WIN, WORK, WPH, YGG, ZIGA

Corporate Governance Report

The material contained in this publication is for general information only and is not intended as advice on any of the matters discussed herein. Readers and others should perform their own independent analysis as to the accuracy or completeness or legality of such information. The Thai Institute of Directors, its officers, the authors and editor make no representation or warranty as to the accuracy, completeness or legality of any of the information contained herein. By accepting this document, each recipient agrees that the Thai Institute of Directors Association, its officers, the authors and editor shall not have any liability for any information contained in, or for any omission from, this publication.

The survey result is as of the date appearing in the Corporate Governance Report of Thai Listed Companies. As a result, the survey result may be changed after that date. SCB Securities Company Limited does not conform nor certify the accuracy of such survey result.

To recognize well performers, the list of companies attaining "Good", "Very Good" and "Excellent" levels of recognition

(Not including listed companies qualified in the "no announcement of the results" clause from 1 January 2020 to 26 October 2021) is publicized.

¹ TIP was voluntarily delisted from the Stock Exchange of Thailand effectively on July 24, 2021

² RCI was voluntarily delisted from the Stock Exchange of Thailand, effectively on July 16, 2021

* บริษัทหรือกรรมการหรือผู้บริหารของบริษัทที่มีข่าวด้านกาการกีดกันผู้ถือหุ้น เช่น การกระทำความผิดเกี่ยวกับหลักทรัพย์ การทุจริต คลอรัปชั่น เป็นต้น ซึ่งการใช้ข้อมูล CGR ควรตระหนักถึงข้อดังกล่าวประกอบด้วย

Anti-corruption Progress Indicator

Certified (ได้รับการรับรอง)

2S, 7UP, ADVANC, AF, AI, AIE, AIRA, AKP, AMA, AMANAH, AMATA, AMATAV, AP, APCS, AQUA, ARROW, AS, ASIAN, ASK, ASP, AWC, AYUD, B, BAFS, BAM, BANPU, BAY, BBL, BCH, BCP, BCPG, BEB, BEYOND, BGC, BGRIM, BKI, BLA, BPP, BROOK, BRR, BSBM, BTS, BWG, CEN, CENTEL, CFRESH, CGH, CHEWA, CHOTI, CHOW, CIG, CIMBT, CM, CMC, COM7, COTTO, CPALL, CPF, CPI, CPN, CSC, DCC, DELTA, DEMCO, DIMET, DRT, DTAC, DUSIT, EA, EASTW, ECL, EGCO, EP, EPG, ERW, ESTAR, ETE, FE, FNS, FPI, FPT, FSMART, FSS, FTE, GBX, GC, GCAP, GEL, GFPT, GGC, GJS, GPI, GPSC, GSTEEL, GULF, GUNKUL, HANA, HARN, HEMP, HENG, HMPRO, HTC, ICC, ICHI, IFS, ILINK, INET, INSURE, INTUCH, IRC, IRPC, ITTEL, IVL, JKN, JR, K, KASET, KBANK, KBS, KCAR, KCE, KGI, KKP, KSL, KTB, KTC, KWI, L&E, LANNA, LH, LHFG, LHK, LPN, LRH, M, MAKRO, MALEE, MATCH, MBAX, MBK, MC, MCOT, META, MFC, MFEC, MILL, MINT, MONO, MOONG, MSC, MST, MTC, MTI, NATION, NBC, NEP, NINE, NKI, NOBLE, NOK, NSI, NWR, OCC, OGI, ORI, PAP, PATO, PB, PCSGH, PDG, PDJ, PG, PHOL, PK, PL, PLANB, PLANET, PLAT, PM, PPT, PPPM, PPS, PR9, PREB, PRG, PRINC, PRM, PROS, PSH, PSL, PSTC, PT, PTG, PTT, PTTEP, PTTGC, PYLON, Q-CON, QH, QLT, QTC, RATCH, RML, RWI, S&J, SAAM, SABINA, SAPPE, SAT, SC, SUB, SCC, SCCC, SCG, SCGP, SCM, SCN, SEAOL, SE-ED, SELIC, SENA, SGP, SINGER, SIRI, SITHAI, SKR, SMT, SMC, SMPK, SNC, SNP, SORKON, SPACK, SPALI, SPC, SPI, SPRC, SRICHA, SSF, SSG, SSSC, SST, STA, STOWER, SUSCO, SVI, SYMC, SYNTEC, TAE, TAKUNI, TASCOT, TCAP, TCMC, TFG, TFI, TFMAMA, TGH, THANI, THCOM, THIP, THRE, THREL, TIDLOR, TIPCO, TISCO, TKS, TKT, TMILL, TMT, TNITY, TNL, TNP, TNR, TOG, TOP, TOPP, TPA, TPCS, TPP, TRU, TRUE, TSC, TSTE, TSTH, TTA, TTB, TTCL, TU, TVDH, TVI, TVO, TWPC, U, UBE, UBIS, UEC, UKEM, UOBKH, UPF, UV, VGI, VIH, WACOAL, WHA, WHAUP, WICE, WIJK, XO, YUASA, ZEN, ZIGA

Declared (ประกาศเจตนาแนบ)

AH, AJ, ALT, APCO, B52, BEC, CHG, CI, CPL, CPR, CPW, CRC, DDD, DHOUSE, DOHOME, ECF, EKH, ETC, EVER, FLOYD, GLOBAL, III, ILM, INOX, JTS, KEX, KUMWEL, LDC, MAJOR, MEGA, NCAP, NOVA, NRF, NUSA, NYT, OR, PIMO, PLE, RS, SAK, SIS, STECH, STGT, SUPER, SVT, TKN, TMI, TQM, TSI, VARO, VCOM, VIBHA, WIN

N/A

3K-BAT, A, A5, AAV, ABICO, ABM, ACAP, ACC, ACE, ACG, ADB, ADD, AEONTS, AFC, AGE, AHC, AIT, AJA, AKR, ALL, ALLA, ALPHAX, ALUCON, AMARIN, AMC, AMR, ANAN, AOT, APEX, APP, APURE, AQ, ARIN, ARIP, ASAP, ASEFA, ASIA, ASIMAR, ASN, ASW, ATP30, AU, AUCTION, BA, BBGI, BBIK, BC, BCT, BDMS, BEAUTY, BEM, BFIT, BGT, BH, BIG, BIOTEC, BIS, BIZ, BJC, BJCHI, BKD, BLAND, BLESS, BLISS, BM, BOL, BR, BRI, BROCK, BSM, BTNC, BTW, BUI, BYD, CAZ, CBG, CCET, CCP, CEYE, CGD, CHARAN, CHAYO, CHIC, CHO, CITY, CIVIL, CK, CKP, CMAN, CMO, CMR, CNT, COLOR, COMAN, CPANEL, CPH, CPT, CRANE, CRD, CSP, CSR, CSS, CTW, CV, CWT, D, DCON, DITTO, DMT, DOD, DPAINT, DTIC, DV8, EASON, EE, EFORL, EMC, ESSO, F&D, FANCY, FMT, FN, FORTH, FTI, FVC, GENCO, GIFT, GL, GLAND, GLOCON, GLORY, GRAMMY, GRAND, GREEN, GSC, GTB, GYT, HFT, HL, HPT, HTECH, HUMAN, HYDRO, ICN, IFEC, IHL, IIG, IMH, IND, INGRS, INSET, IP, IRPC, IT, ITD, J, JAK, JAS, JCK, JCKH, JCT, JDF, JMART, JMT, JP, JUBILE, JWD, KAMART, KC, KCC, KCM, KDH, KIAT, KISS, KK, KKC, KOOL, KTIS, KUN, KWC, KWM, KYE, LALIN, LEE, LEO, LIT, LOXLEY, LPH, LST, MACO, MANRIN, MATI, MAX, M-CHAI, MCS, MDX, MENA, METCO, MGT, MICRO, MIDA, MITSIB, MJD, MK, ML, MODERN, MORE, MPIC, MUD, MVP, NC, NCH, NCL, NDR, NER, NETBAY, NEW, NEWS, NEX, NFC, NNCL, NPK, NSL, NTV, NV, NVD, OHTL, OISHI, ONEE, OSP, OTO, PACE, PACO, PAF, PEACE, PERM, PF, PICO, PIN, PJW, PLUS, PMTA, POLAR, POMUI, PORT, POST, PPM, PRAKIT, PRAPAT, PRECHA, PRIME, PRIN, PRO, PROEN, PROUD, PSG, PTC, PTECH, PTL, RAM, RBF, RCL, RICHY, RJH, ROCK, ROH, ROJNA, RP, RPC, RPH, RSP, RT, S, S11, SA, SABUY, SAFARI, SALEE, SAM, SAMART, SAMCO, SAMTEL, SANKO, SAUCE, SAWAD, SCI, SCP, SDC, SE, SEAFCO, SECURE, SENAJ, SFLEX, SFP, SFT, SGF, SHANG, SHR, SIAM, SICT, SIMAT, SISB, SK, SKE, SKN, SKY, SLM, SLP, SMART, SMD, SMT, SNNP, SO, SOLAR, SONIC, SPA, SPCG, SPG, SPVI, SQ, SR, SSC, SSS, STANLY, STARK, STC, STEC, STHAI, STI, STP, STPI, SUC, SUN, SUTHA, SVH, SVOA, SWC, SYNEX, TACC, TAPAC, TC, TCC, TCCC, TCJ, TCOAT, TEAM, TEAMG, TEKA, TFM, TGE, TGPRO, TH, THAI, THANA, THE, THG, THL, THMUI, TIGER, TIPH, TITLE, TK, TKC, TLI, TM, TMC, TMD, TMW, TNDT, TNH, TNPC, TOA, TPAC, TPBI, TPCH, TPIPL, TPIPP, TPLAS, TPOLY, TPS, TQR, TR, TRC, TRITN, TRT, TRUBB, TRV, TSE, TSF, TSR, TTI, TTT, TTW, TVT, TWP, TWZ, TYCN, UAC, UMI, UMS, UNIQ, UP, UPA, UPOIC, UREKA, UTP, UVAN, VL, VNG, VPO, VRANDA, W, WAVE, WFX, WGE, WINMED, WINNER, WORK, WORLD, WP, WPH, XPG, YGG, YONG

Explanations

Companies participating in Thailand's Private Sector Collective Action Coalition Against Corruption programme (Thai CAC) under Thai Institute of Directors (as of May 9, 2022) are categorised into: companies that have declared their intention to join CAC, and companies certified by CAC.