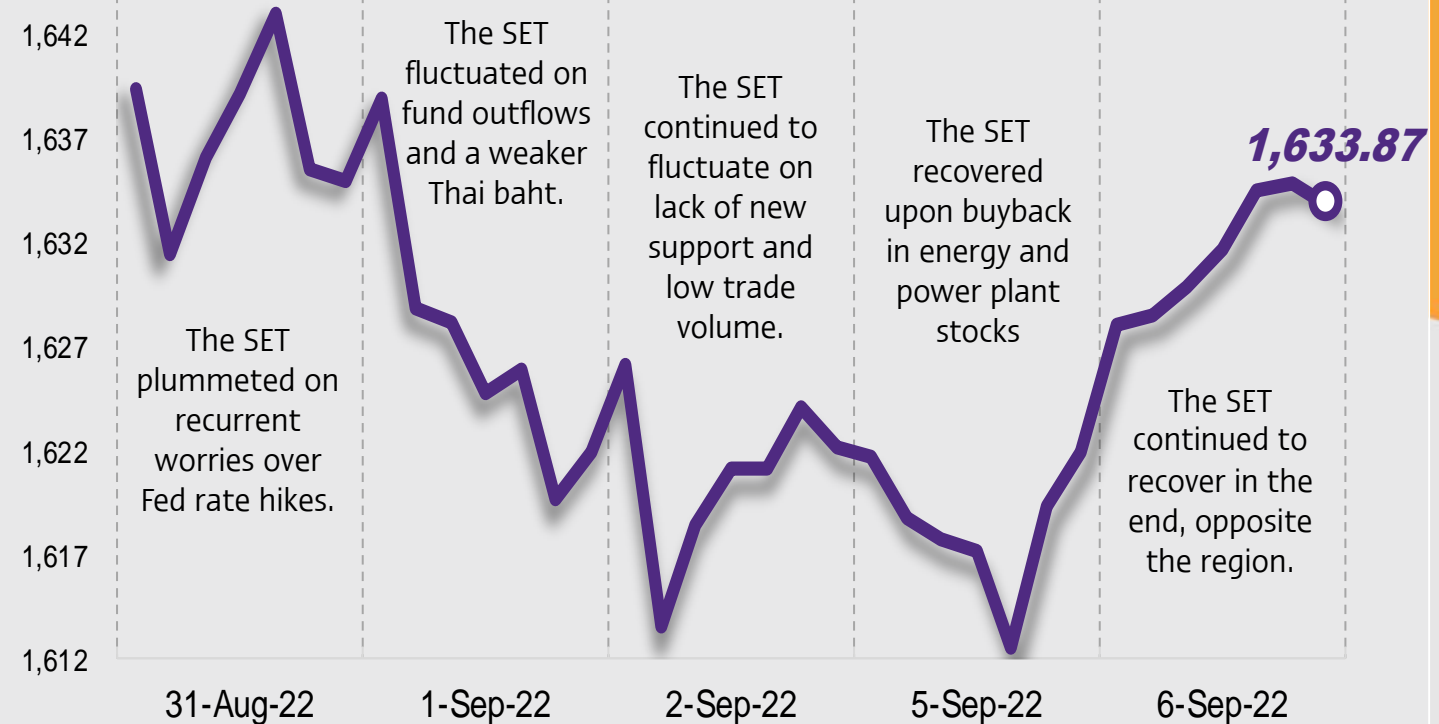




Support - Resistances

1630/1620 – 1650/1660



Market today

“Limited upper bound, risks continue.”

Recovery in the SET is seen as limited at a previous high of 1,650 as the market lacks supporting factors and faces risks from: 1) tightening monetary policies by central banks; 2) effects from China's economic slowdown and 3) an energy crisis in Europe. Domestic risks include a political issue regarding the 8-year term limit for a prime minister. Lower bounds are at 1,630 and 1,620; a fall below is a negative signal.



Today's highlights

- ECB is meeting today and is expected to raise interest by 75bps; 2Q22 GDP for the eurozone grew 4.1%YoY and 0.8%QoQ, better than expected, due to higher household spending.
- Russia has reached an agreement with China to pay for natural gas in roubles and yuan, and said that if western countries force a cap to energy prices, Russia will increase its exports to Asia instead. Putin wants to discuss Ukraine's export of grains via the Black Sea.
- The Japanese yen is at Bt25.37 per ¥100, the lowest since 1990, after the market began to expect the spread between Japanese and US interest rates to widen.
- Today the Constitutional Court will hold a special meeting to discuss the ruling on the prime minister's tenure; it is expected to hand down its decision in 15 days.
- The MRTA announced names of those meeting technical criteria to undertake joint investment in the Orange Line. BEM is on the list; ITD may lack some qualifications.
- The NBTC is expected to discuss the TRUE-DTAC merger and a remedial plan at its next meeting on Sep 14.
- The BMA and KT plan to appeal after the administrative court ordered them to pay Bt11.7bn to BTS in overdue debt for operating costs. We expect this will lead the BMA to speed up the extension of the Green Line concession.
- The JSCCIB is keeping its 2022 GDP growth target at 2.75-3.50% and expects the tourism sector and stimulus packages will be able to support the economy, though it does worry about the impact higher utility costs and wages will have on sensitive businesses.
- Today BYD is preparing to sign a contract with WHA to set up the first EV manufacturing base in ASEAN.



Strategy today

Financial markets are concerned the Fed will continue to aggressive hikes in interest rate to tame inflation, China continues to lock down cities to control COVID outbreaks, and Europe is looking at natural gas scarcity, all raising risks of a global recession. These will pressure the investment atmosphere in the Thai stock market. In the short-term, we recommend be cautious in investment and focus on high-quality assets.



Trading today

Weekly portfolio: As there is rising risk of a world economic slowdown, we expect pressure on the SET to make trading more volatile. We recommend investing with caution by selecting stocks with specific positive drivers:

- 1) Defensive stocks where profits are derived from the local economy and purchasing power – BJC, HMPRO, ZEN HTC and ADVANC;
- 2) Stocks that benefit from the weakening Thai baht and from high purchasing power and growing economies in the Middle East– CPF, GFPT and BDMS.

In the short term, avoid or be very cautious in investing in stocks that have negative factors pressuring operating results and stock prices:

- 1) Stocks that are expected to be affected by supply chain problems as China has locked down Chengdu and Shenzhen, both electronics components and automotive manufacturing bases, likely to hurt orders and production of products related to manufacturing companies in Thailand;
- 2) Tourism stocks, as prices have risen to a high level, while negative sentiment may be seen after China returned to strict lockdowns in big cities.



Daily focus

GPSC: in the short term, lower oil price and bond yield, and the raise of the Ft for Sep–Dec 2022 will compensate for the earlier rise in natural gas price and improve margin.

COM7: sales are expected to increase in 2H22, supported by the release of iPhone14 which offers better data processing and a new feature of an “Emergency SOS”, but US retail price will not go up (Thai retail price will go up due to the weak Thai baht), leading to expectations of a very good response. Apple has also moved Thailand to “Tier-1” for the launch of the iPhone14, starting on Sep 14.

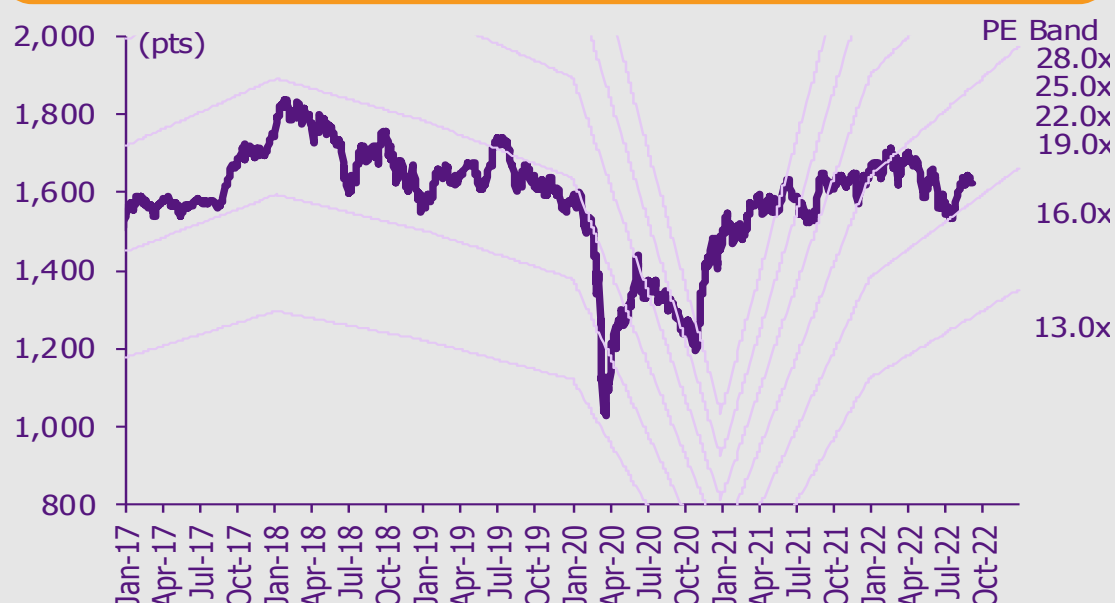
Today's reports

ACE – Progress of new capacity remains slow

What to watch

Date	Event
5 Sep	Economic release: JP/EU – Final services PMI for Aug, EU – Retail sales for Jul Event: OPEC-JMMC meetings
6 Sep	Economic release: US – ISM services PMI for Aug, JP – Household spending for Jul
7 Sep	Economic release: CN – Trade balance for Aug, EU – Revised GDP for 2Q22, US – Trade balance for Jul
8 Sep	Economic release: JP – Final GDP for 2Q22 US - Unemployment claims, crude oil inventories Event: ECB meeting
9 Sep	Economic release: CN – CPI and PPI for Aug

SET Index movement



See the end of this report for disclaimer

SET index series

Index	7 Sep (pts)	Chg (pts)	Chg (%)	Value (Btmn)
SET	1,639.92	6.05	0.37	71,204.83
SET50	989.33	(1.64)	(0.17)	37,909.32
SET100	2,240.76	(4.14)	(0.18)	46,057.45
sSET	1,070.84	2.64	0.25	3,907.52
SETCLMV	1,019.73	(1.17)	(0.11)	26,876.99
SETHD	1,171.25	(7.44)	(0.63)	13,219.06
SETTHSI	1,037.27	(1.70)	(0.16)	38,818.57
SETWB	1,009.64	4.67	0.46	12,096.05
mai	663.19	5.95	0.91	6,868.72

Trading summary by investor type

(Btmn)	7 Sep	WTD	MTD	YTD
Foreign				
Net	(2,585)	(5,064)	(10,517)	164,085
Breakdown (%)	46.72	45.97	46.98	47.12
Institution				
Net	(209)	2,386	(222)	(118,663)
Breakdown (%)	7.45	7.74	7.81	8.00
PropTrade				
Net	593	1,182	2,121	(320)
Breakdown (%)	9.64	10.28	10.10	8.69
Individual				
Net	2,202	1,496	8,618	(45,102)
Breakdown (%)	36.19	36.02	35.11	36.19

% of total trade value for each investor type

S50 futures trading by foreign investors

(Contract)	7-Sep	WTD	MTD	YTD
Foreign	(10,432)	5,345	(25,243)	126,391
Institution	(1,079)	(8,607)	(12,418)	(1,970)
Customer	11,511	3,262	37,661	(124,421)

Bond trading by foreign investors

(Btmn)	7-Sep	WTD	MTD	YTD
Buy	731	10,228	13,237	782,246
Sell	991	3,457	7,999	651,444
Net	-261	6,771	5,238	130,802

Investment Strategy Department

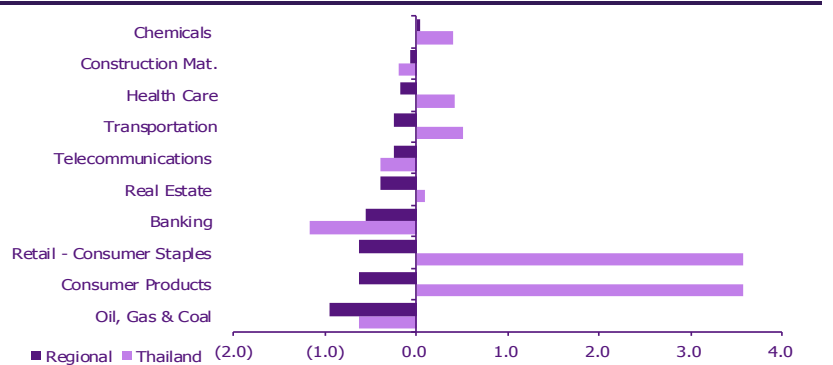
Market update

Global market movement

	7-Sep	Index	Chg (pts)	Performance (%)				PE (x)		EPS gth (%)		PBV (x)		ROE (%)	
				1D	WTD	MTD	YTD	22F	23F	22F	23F	22F	23F	22F	23F
S&P 500		3,980	71.68	1.8	1.4	0.6	(16.5)	17.6	16.3	17.2	8.0	3.8	3.4	22.5	22.4
Euro Stoxx 600		412	(2.37)	(0.6)	(1.0)	(0.7)	(15.5)	11.5	11.1	28.9	3.4	1.6	1.5	12.7	12.2
Japan		27,430	(196.21)	(0.7)	(0.8)	(2.4)	(4.7)	15.0	14.4	4.3	3.7	1.6	1.5	10.2	10.1
Hang Seng		19,044	(158.43)	(0.8)	(2.1)	(4.6)	(18.6)	10.1	8.9	(28.3)	13.6	1.1	1.0	11.4	11.2
MSCI Asia x J		620	0.00	0.0	(0.6)	(3.2)	(21.4)	12.6	11.5	(3.3)	9.2	1.5	1.4	11.7	11.5
Philippines		6,554	(155.52)	(2.3)	(2.1)	(0.4)	(8.0)	15.6	13.2	23.6	18.5	1.6	1.4	8.6	9.6
Indonesia		7,187	(46.40)	(0.6)	0.1	0.1	9.2	15.9	15.0	47.4	5.7	2.1	2.0	(7.0)	(6.3)
Malaysia		1,491	3.08	0.2	0.0	(1.4)	(4.9)	14.4	13.0	(1.1)	11.4	1.5	1.4	10.3	11.2
Thailand		1,640	6.05	0.4	1.1	0.1	(1.1)	15.8	14.9	20.3	5.8	1.7	1.6	8.7	9.1
Asean 4 - simple avg.				(0.6)	(0.2)	(0.4)	(1.2)	15.4	14.0	22.6	10.3	1.7	1.6	5.1	5.9
China		3,246	2.85	0.1	1.9	1.4	(10.8)	11.3	9.9	26.0	13.9	1.3	1.2	11.0	10.9
India		59,029	(168.08)	(0.3)	0.4	(0.9)	1.3	21.6	18.6	17.1	16.1	3.2	2.9	15.2	15.4
Singapore		3,211	(13.35)	(0.4)	0.2	(0.3)	2.8	12.4	10.8	12.9	14.3	1.1	1.0	9.0	9.9
Taiwan		14,410	(267.15)	(1.8)	(1.8)	(4.5)	(20.9)	9.9	10.7	10.6	(7.5)	1.9	1.7	22.1	18.4
Korea		2,376	(33.56)	(1.4)	(1.4)	(3.9)	(20.2)	10.0	9.4	(1.0)	6.9	0.9	0.9	7.3	11.0
Others				(0.8)	(0.1)	(1.6)	(9.6)	13.0	11.9	13.1	8.7	1.7	1.6	12.9	13.1

Regional sector movement

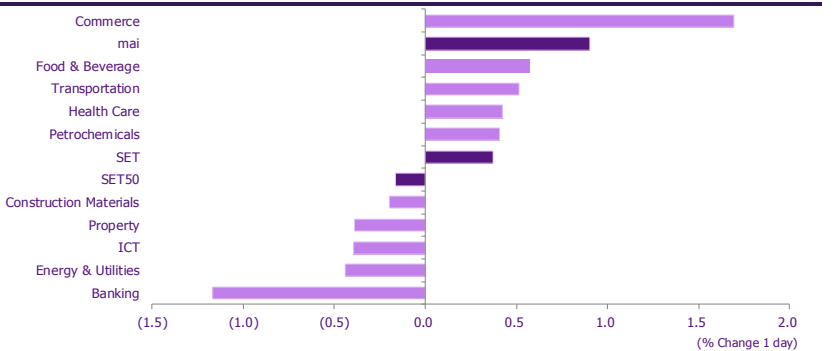
	Price performance (%) *			
	7-Sep	WoW	MoM	YTD
Banking	(0.55)	(1.09)	1.03	(9.80)
Chemicals	0.05	1.07	4.36	1.99
Construction Mat.	(0.07)	(0.35)	1.82	(5.27)
Consumer Products	(0.63)	(1.30)	2.58	(4.13)
Health Care	(0.18)	(1.55)	(1.60)	(15.45)
Oil, Gas & Coal	(0.95)	0.87	3.57	2.15
Real Estate	(0.39)	(2.12)	(4.52)	(19.04)
Retail - Consumer Staples	(0.63)	(1.30)	2.58	(4.13)
Telecommunications	(0.24)	(0.41)	0.60	(13.67)
Transportation	(0.24)	0.14	0.19	(5.98)



* Regional sector price performances (%) are based on US\$ and Thai sector price performances (%) are based on baht

Thailand sector movement

	Price performance (%)			
	7-Sep	WoW	MTD	YTD
Banking	(1.17)	(1.55)	(1.55)	(8.57)
Commerce	1.70	0.27	0.27	(2.62)
Construction Materials	(0.20)	(0.13)	(0.13)	(7.19)
Energy & Utilities	(0.44)	0.19	0.19	4.31
Food & Beverage	0.57	(0.72)	(0.72)	(1.92)
Health Care	0.42	0.30	0.30	27.78
ICT	(0.40)	0.62	0.62	(11.14)
Petrochemicals	0.41	(4.40)	(4.40)	(12.37)
Property	(0.39)	(0.24)	(0.24)	4.87
Transportation	0.51	0.24	0.24	8.23
SET	0.37	0.06	0.06	(1.07)
SET50	(0.17)	(0.70)	(0.70)	(0.14)
MAI	0.91	3.43	3.43	13.92



10 Most active stocks by value

Stock	Price (Bt)	Value (Btmn)	Chg (%)
DELTA	572.00	3,507.11	10.42
KBANK	148.00	2,815.11	(1.99)
GULF	56.00	2,362.06	0.00
MAKRO	37.00	2,339.93	7.25
PTTEP	165.00	2,182.72	(0.30)
BTS	8.80	1,626.05	1.73
SCB	111.50	1,619.25	0.00
BANPU	14.20	1,574.22	(2.07)
AOT	72.25	1,547.44	0.35
BBL	134.00	1,439.78	(2.19)

Top 10 gainers

Stock	Price (Bt)	Value (Btmn)	Chg (%)
SMK	5.30	25.60	29.27
PAP	4.32	109.52	14.89
TEAMG	8.20	635.02	13.10
CPH	42.00	358.38	12.00
NEP	0.40	0.99	11.11
KWI	5.00	164.17	11.11
DELTA	572.00	3,507.11	10.42
NFC	6.75	45.11	9.76
APURE	5.95	77.40	9.17
TRITN	0.26	168.82	8.33

Top 10 losers

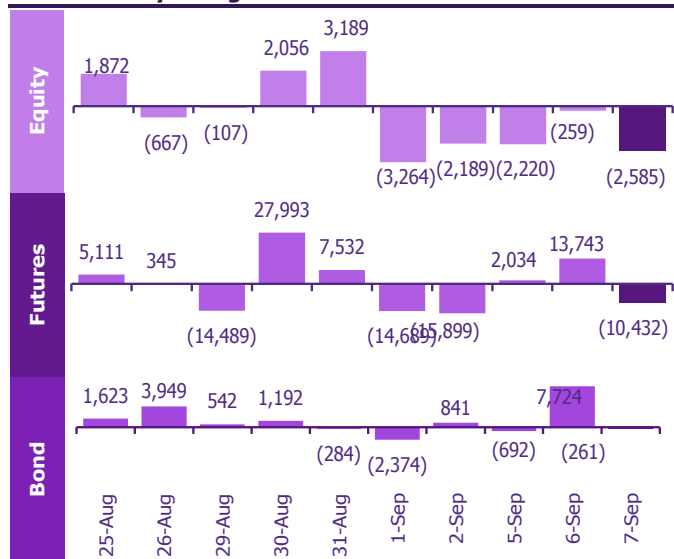
Stock	Price (Bt)	Value (Btmn)	Chg (%)
TSR	4.94	204.34	(9.36)
JASIF	7.95	1,093.85	(5.36)
PRG	11.70	2.28	(4.88)
AH	26.50	251.12	(4.50)
BCP	33.00	252.01	(4.35)
SAMART	5.95	36.70	(4.03)
JTS	79.50	176.61	(3.64)
BUI	21.30	4.86	(3.62)
EVER	0.27	1.19	(3.57)
SDC	0.27	6.26	(3.57)

Fund flow monitor

Regional foreign fund flows to equity

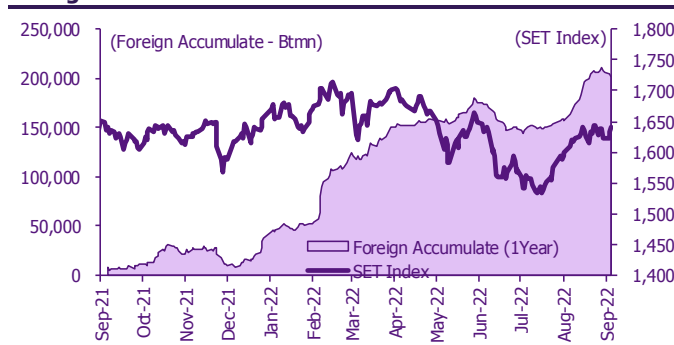
(US\$ Mn)	Thailand	Indonesia	Philippines	Malaysia	Vietnam	India	Taiwan	South Korea	Japan
Daily									
7-Sep-22	(71)	45	1		(19)		(598)	(391)	
6-Sep-22	(7)	37	9	(9)	(11)	213	56	(10)	
5-Sep-22	(61)	102	1	(1)	(18)	33	(218)	(54)	
2-Sep-22	(60)	62	1	0		(161)	(460)	(183)	
1-Sep-22	(89)	26	2	(20)		(289)	(1,158)	(313)	
Weekly									
WTD	(138)	184	11	(10)	(48)	246	(760)	(455)	(3,894)
2-Sep-22	(8)	163	(2)	43	(24)	342	(3,040)	133	0
26-Aug-22	260	120	(17)	55	(18)	392	(1,351)	464	(3,894)
19-Aug-22	681	215	57	145	24	1,168	(792)	516	207
12-Aug-22	408	284	(201)	111	4	2,579	(130)	121	340
Monthly									
MTD	(287)	272	15	(30)	(48)	(204)	(2,378)	(951)	0
Aug-22	1,603	508	(153)	460	47	6,791	(4,124)	3,012	(2,895)
Jul-22	128	(150)	(80)	28	(18)	836	(626)	1,363	4,963
Jun-22	(841)	(501)	(207)	(291)	89	(6,342)	(7,724)	(4,796)	(9,556)
YTD	4,886	4,899	(994)	1,919	56	(21,133)	(41,198)	(12,663)	2,641

Thailand daily foreign net flows

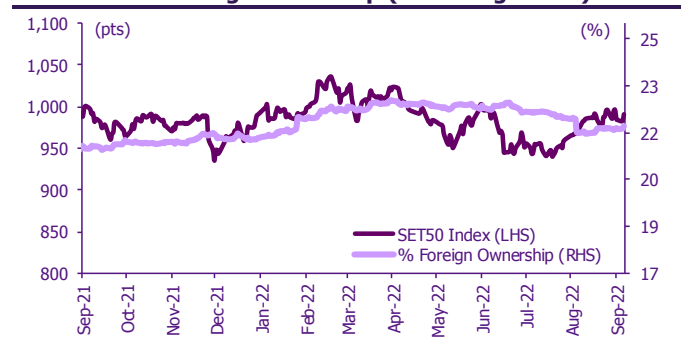


	Equity (Btmn)	SET50 futures (Contract)	Bond (Btmn)*	Bond (Btmn)
Daily				
7-Sep-22	(2,585)	(10,432)	(2,055)	(261)
Weekly				
WTD	(5,064)	5,345	1,052	6,771
26-Aug-22	9,349	(2,284)	(424)	(213)
19-Aug-22	24,208	37,414	7,397	3,815
11-Aug-22	14,431	38,791	7,600	8,997
5-Aug-22	4,125	51,444	9,894	6,738
Monthly				
MTD	(10,517)	(25,243)	(4,938)	5,238
Aug-22	57,251	146,401	28,669	20,787
Jul-22	4,721	33,437	6,426	(3,593)
Jun-22	(29,387)	(101,334)	(19,303)	(14,819)
Quarterly				
QTD	1,765	(59,103)	(11,018)	22,811
1Q22	110,864	30,899	6,488	85,559
4Q21	28,128	44,270	8,986	110,523
3Q21	(443)	6,232	1,282	21,383
2Q21	(46,593)	(7,583)	(994)	76,603
YTD				
2021	(48,578)	27,284	6,522	212,522
2020	(264,386)	11,901	1,706	(35,245)

Foreign net flow and SET movement



SET50 and its foreign ownership (excluding NVDR)



Foreign buy/sell activity monitor

Most foreign holding value change

	Fgn hid (%)	Δ Fgn (M.shares)	Buy* (Btmn)
CPF	25.73	8.66	225
KTB	11.20	13.43	224
JMT	6.00	1.85	141
KBANK	43.18	0.81	119
CK	9.53	5.31	115
EA	34.92	1.16	100
AOT	9.50	1.18	85
BDMS	21.57	2.77	81
PTTEP	15.58	0.42	69
BH	28.83	0.25	55

Top-5 NVDR net buy/sell

	Fgn hid (%)	Δ Fgn (M.shares)	Sell* (Btmn)	Buy* (Btmn)	Sell* (Btmn)
CPALL	32.28	(5.51)	(332)	333	KBANK (668)
ADVANC	35.20	(0.83)	(161)	305	PTTEP (560)
BANPU	10.74	(4.73)	(67)	191	BBL (412)
PTTGC	12.27	(1.21)	(54)	121	SCB (305)
KCE	19.48	(0.97)	(48)	102	PTT (248)
MINT	30.80	(1.41)	(44)	98	EA (221)
BCH	7.50	(2.31)	(43)	96	CPF (204)
RCL	7.10	(0.70)	(23)	95	KTB (190)
SCGP	4.98	(0.39)	(21)	80	BANPU (121)
STA	16.14	(0.95)	(20)	68	SCC (114)
DELTA					
COM7					
DITTO					
TRUE					
TOP					
ESSO					
CPN					
BCP					
BH					
DTAC					

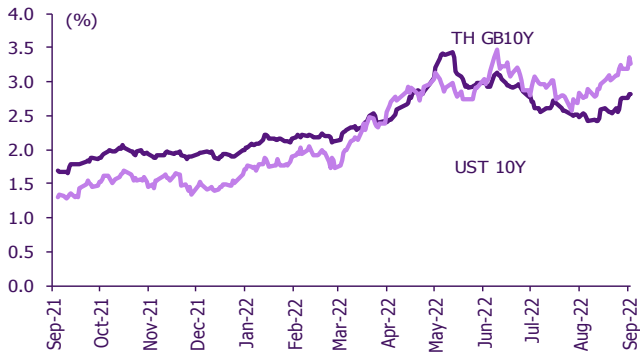
* SCBS Investment Research estimates

Multi-asset price update

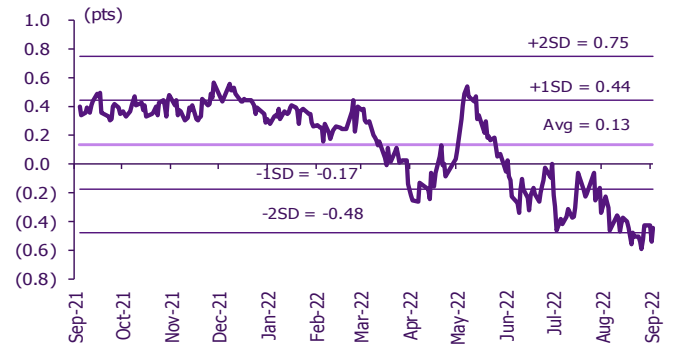
Key indicator update

	Close	7-Sep	WoW	MoM	YoY	YTD
Financial market condition						
VIX Index	24.64	(8.44)	(4.75)	15.74	35.83	43.09
Europe CDS (bps)	114.672	(2.43)	(5.03)	14.56	69.73	66.79
LIBOR OIS Spread (bps)	0.03526	(2.03)	(3.60)	(13.76)	(0.57)	(5.49)
TED Spread (bps)	0.1879	(6.82)	(1.15)	(22.76)	10.49	0.92
Exchange rate						
Dollar Index	109.53	(0.23)	0.78	2.96	18.38	14.49
USD/THB	36.57	(0.27)	(0.01)	2.67	11.92	10.14
EUR/USD	1.00	1.06	(0.42)	(1.80)	(15.49)	(11.95)
USD/JPY	143.79	0.70	3.49	6.54	30.41	24.96
Bond: (Change in basis points)						
TH Gov Bond 2Y	1.64%	4.25	10.70	(1.30)	113.84	98.20
TH Gov Bond 10Y	2.82%	0.99	22.34	28.71	115.32	92.53
US Gov Bond 2Y	3.44%	(7.61)	(5.98)	23.39	321.53	271.11
US Gov Bond 10Y	3.27%	(8.20)	7.28	51.40	191.17	175.77
Commodities						
CRB Index	575.76	0.00	(1.58)	(0.68)	3.89	(0.44)
Gold (US\$/oz)	1,718.25	0.96	0.49	(3.90)	(4.23)	(6.07)
Gross Refining Margin (US\$/bbl)	20.37	0.00	7.72	70.18	n.m.	233.39
Dubai Crude (US\$/bbl)	93.13	0.00	(3.59)	3.03	33.60	27.26
NYMEX Crude (US\$/bbl)	81.94	(5.69)	(8.50)	(9.72)	19.88	69.16
Baltic Dry Index (pts)	1,133.00	1.71	17.41	(27.65)	(69.44)	(48.89)

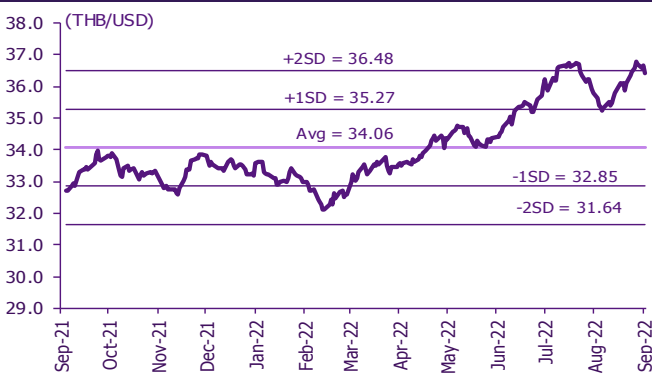
Thai and US 10-year government bond yield



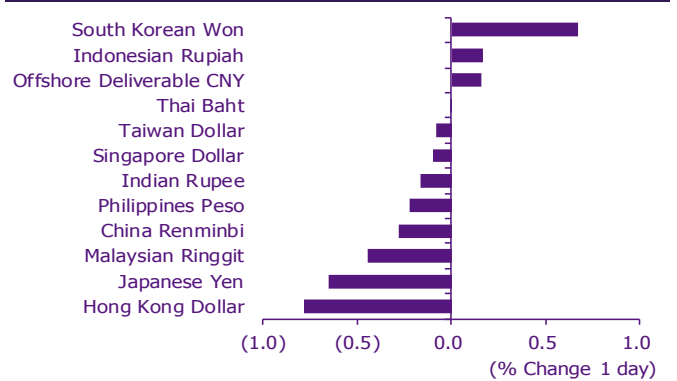
Thai and US 10-year government bond spread



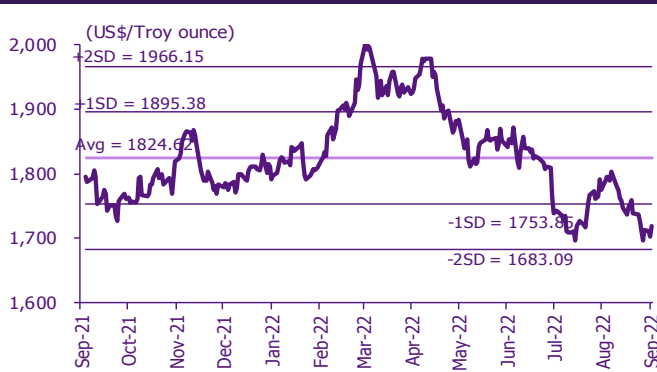
THB/USD exchange rate



Regional foreign exchange rate spot return



Gold



Brent crude



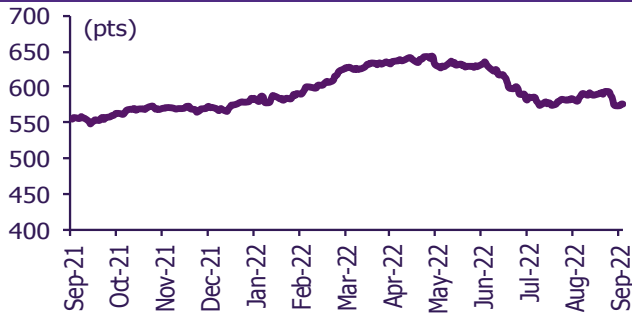
Commodities daily price update

	As of 7-Sep-22	-1W %	Avg. Price QTD in 3Q22	% QoQ	% YoY	Avg. Price in '21	% YoY	Avg. Price in '22	% YoY	Update
CRB Index	575.76	(2.1)	583.04	(7.4)	4.5	535.54	36.83	607.57	13.4	Daily
Energy Prices										
Crude Oil - Dubai (US\$/bbl)	91.95	(8.6)	101.05	(7.2)	41.6	68.86	63.18	102.42	48.7	Daily
Brent Crude (US\$/bbl)	87.30	(12.7)	102.38	(9.3)	40.2	70.52	66.54	105.18	49.1	Daily
West Texas Int. Cushing (US\$/bbl)	81.94	(10.6)	94.71	(13.0)	29.7	68.06	72.51	99.95	46.9	Daily
Crude Oil - Asia-Pacific Tapis Oil Spot (US\$/bbl)	105.52	(9.0)	112.87	(4.9)	54.6	71.82	61.89	111.85	55.7	Daily
Natural Gas Henry Hub (US\$/mmBTU)	7.86	(13.5)	7.99	5.9	135.7	3.14	29.80	6.60	109.8	Daily
Coal Price NEX (US\$/MT)	440.82	(2.7)	422.24	13.7	159.9	138.28	135.73	349.01	152.4	Friday
Oil Product Prices and Gross Refinery Margin										
Gas Oil 500 ppm Sulfur Singapore (US\$/bbl)	134.57	(8.4)	137.45	(7.3)	74.5	76.20	52.83	132.03	73.3	Daily
Gas Oil - Dubai (US\$/bbl)	42.62	(8.0)	36.40	(7.5)	389.8	7.34	(4.17)	29.61	303.3	Daily
Gasoline, 92 RON Spot (US\$/bbl)	95.53	(9.8)	107.57	(27.5)	33.9	76.66	75.97	119.33	55.7	Daily
Gasoline - Dubai (US\$/bbl)	3.58	(32.2)	6.52	(77.1)	(27.6)	7.80	472.22	16.91	116.9	Daily
Fuel Oil 180 Singapore Spot (US\$/bbl)	65.51	(13.7)	76.30	(48.5)	18.5	61.57	60.99	87.96	42.9	Daily
Fuel Oil - Dubai (US\$/bbl)	(26.44)	7.2	(24.75)	175.3	256.7	-7.29	84.36	(14.46)	98.4	Daily
Jet Kerosene - Spot Price (US\$/bbl)	128.96	(9.3)	132.40	(6.9)	76.0	73.98	60.45	127.30	72.1	Daily
Jet Kerosene - Dubai (US\$/bbl)	37.01	(11.1)	31.35	(5.6)	705.9	5.12	31.00	24.88	385.8	Daily
SG Dubai Hydrocracking Refinery Margin (US\$/bbl)	20.37	7.7	19.55	(31.6)	1,678.1	2.00	467.16	19.10	856.7	Daily
Olefins Product Prices and Spread										
Ethylene, FOB Japan Spot (US\$/MT)	950	14.5	866	(22.2)	(11.5)	1,010	39.56	1,063	5.3	Tuesday
Ethylene Spread (US\$/MT)	281	87.9	136	222.5	(55.1)	361	5.77	222	(38.4)	Daily
Propylene (Olefins), FOB Japan Spot (US\$/MT)	875	1.2	904	(17.1)	(6.8)	1,005	27.27	1,041	3.6	Tuesday
Propylene Spread (US\$/MT)	206	11.5	174	(16.4)	(40.8)	356	(12.55)	200	(43.8)	Daily
Naphtha - Singapore Spot FOB (US\$/MT)	670	(1.7)	731	(17.2)	8.0	649	69.72	841	29.6	Daily
Polyolefins Prices and Spread										
Polye HDPE SE Asia (US\$/MT)	1,000	(2.0)	1,106	2.2	(67.0)	1,179	33.19	1,255	6.5	Tuesday
HDPE-Naphtha Spread (US\$/MT)	331	(2.6)	376	203.0	(18.5)	530	5.43	414	(21.9)	Daily
Polye LDPE-Film, CFR SE Asia Spot (US\$/MT)	1,200	0.0	1,361	(18.4)	(23.3)	1,525	51.71	1,563	2.5	Tuesday
LDPE-Naphtha Spread (US\$/MT)	531	2.2	631	38.0	47.0	876	40.66	722	(17.6)	Daily
PP Film, Spot South East Asia (US\$/MT)	1,030	2.0	1,085	(18.3)	(12.0)	1,298	35.78	1,254	(3.4)	Tuesday
PP Spread (US\$/MT)	361	9.5	355	(20.5)	(36.3)	649	13.18	413	(36.3)	Daily
MEG Prices and Spread										
MEG, CFR South East Asia (US\$/MT)	500	1.0	530	(17.4)	(23.1)	679	(88.71)	628	(7.6)	Tuesday
MEG Spread (US\$/MT)	-89	354.1	-8	(90.6)	(109.2)	53	120.79	-32	n.m.	Tuesday
Aromatics Product Prices and Spread										
Paraxylene, FOB USG Spot (US\$/MT)	1,045	(4.6)	1,267	(16.7)	33.3	894	56.10	1,318	(49.1)	Tuesday
Paraxylene Spread (US\$/MT)	269	8.8	416	(31.2)	20.3	310	342.73	455	46.6	Tuesday
Paraxylene - 92 RON Spread (US\$/MT)	230	20.0	350	(0.0)	31.9	241	362.24	300	65.7	Daily
Toluene, FOB Korea Spot (US\$/MT)	970	(3.0)	992	(10.8)	30.6	728	111.96	997	(45.2)	Tuesday
Benzene, CFR Japan Spot (US\$/MT)	920	1.1	1,046	(16.6)	1.8	931	87.66	1,138	(57.2)	Tuesday
Benzene Spread (US\$/MT)	345	6.3	421	(12.1)	(0.3)	352	117.03	399	13.3	Daily
Benzene - 92 RON Spread (US\$/MT)	105	1,436.2	128	56.2	(62.4)	277	122.54	121	(56.5)	Daily
Condensate (US\$/MT)	776	(8.5)	851	(7.1)	40.8	584	61.01	863	47.7	Daily
PTA Prices and Spread										
PTA, CFR South East Asia (US\$/MT)	860	0.0	883	(10.4)	18.9	705	48.18	909	28.8	Tuesday
PTA Spread (US\$/MT)	160	26.5	34	(200.3)	(68.1)	106	15.15	26	(75.6)	Tuesday
PVC Prices and Spread										
PVC, CFR South East Asia (US\$/MT)	930	0.0	1,039	(25.3)	(22.1)	1,445	63.60	1,296	(10.3)	Tuesday
Ethylene Spread (US\$/MT)	650	(16.8)	903	(18.7)	(12.4)	1,084	99.99	1,073	(1.0)	Tuesday
Ethylene Dichloride CFR Far East Asia (US\$/MT)	325	0.0	437	(34.1)	(39.2)	734	140.72	667	(9.1)	Tuesday
Metal										
Gold (US\$/Troy Ounce)	1,718	(0.3)	1,746	(6.8)	(2.4)	1,799	1.56	1,840	2.3	Daily
LME Copper 3 Month Rolling Forward (US\$/MT)	7,623	(3.0)	7,755	(18.6)	(17.5)	9,293	49.95	9,203	(1.0)	Daily
Silver Future (US\$/Troy Ounce)	18	0.5	19	(15.7)	(21.6)	26	26.23	22	(12.1)	Daily
China Composite Steel Prices (CNY/MT)	4,324	(1.0)	4,425	(15.4)	(23.9)	5,473	35.91	5,001	(8.6)	Daily
Agriculture Prices										
Malaysian Crude Palm Oil Spot Price(MYR/MT)	3,845	(4.8)	4,098	(37.2)	(7.9)	4,443	59.82	5,722	28.8	Daily
SGX Ribbed Smoked Sheet 3 (RSS3) Futures (US\$/KG.)	145	(7.3)	170	(19.7)	(8.6)	209	18.21	200	(4.4)	Daily
Sugar #11 (US\$/LB)	18	(0.2)	18	(5.9)	4.2	16	29.55	19	14.6	Daily
Freight Rate										
Baltic Freight Index: BDIY	1,133	11.4	1,658	(34.2)	(55.7)	2,921	173.99	2,111	(27.7)	Daily
Baltic Supramax Index: BSI58	1,487	(12.1)	1,862	(29.1)	(40.3)	2,424	224.85	2,294	(5.4)	Daily

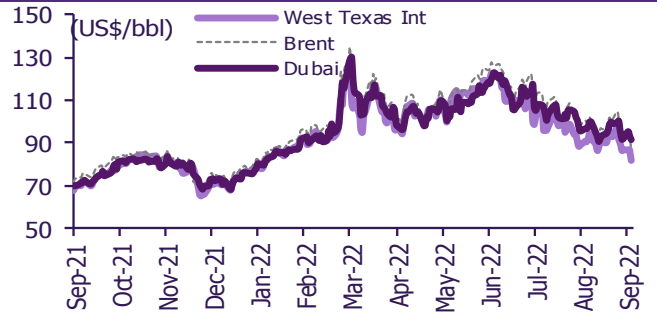
Source: Bloomberg Financial L.P., TQ Professional, BANPU, BOT, SCBS Investment Research

Commodities daily chart update

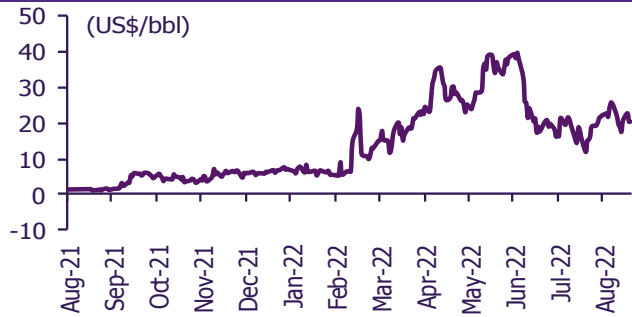
CRB US Spot All Commodities Price Index



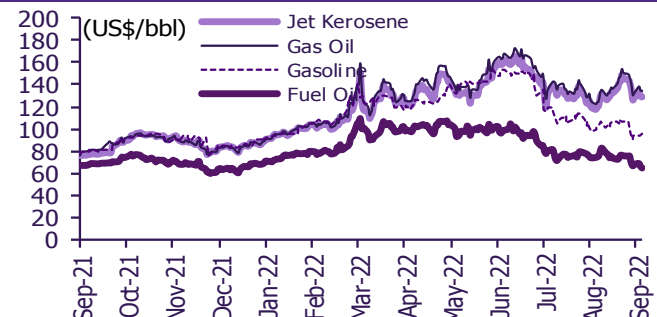
Crude prices



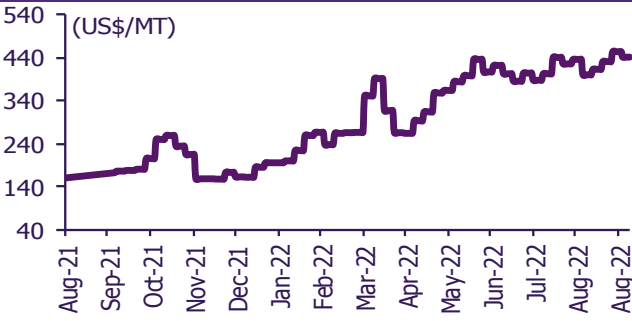
SG Dubai Hydrocracking Refinery Margin



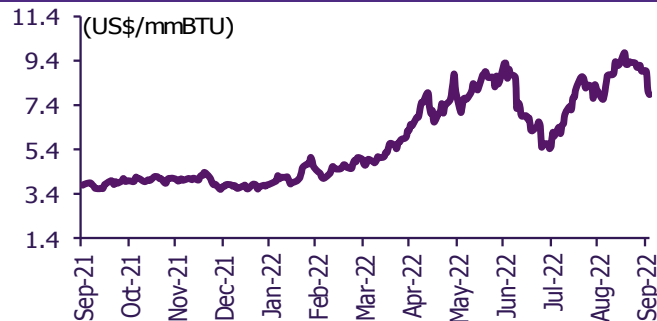
Oil product prices



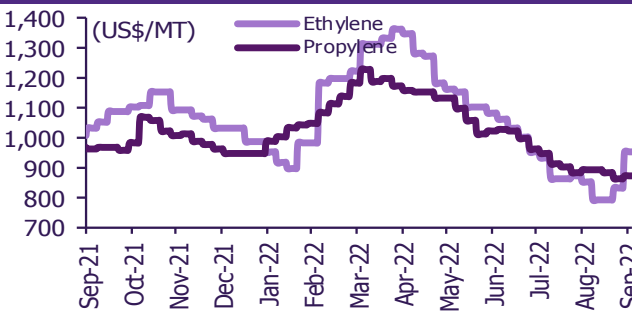
Coal price (NEX)



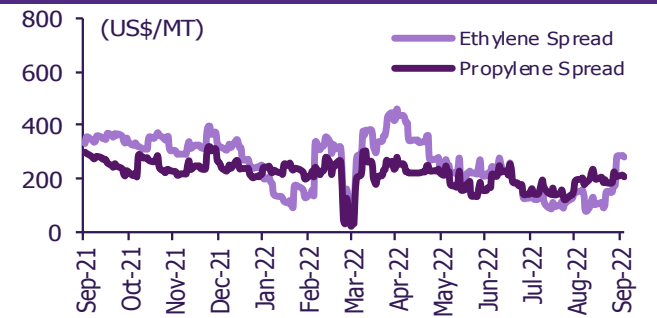
Natural gas prices (Henry hub)



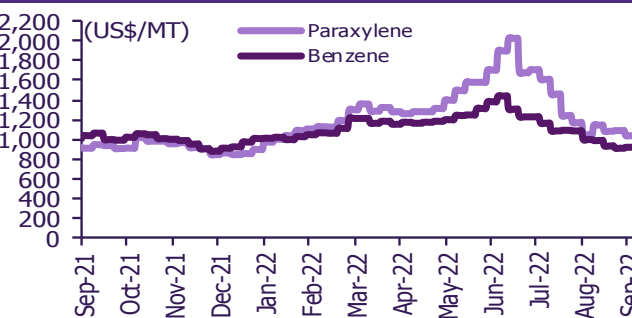
Olefins prices



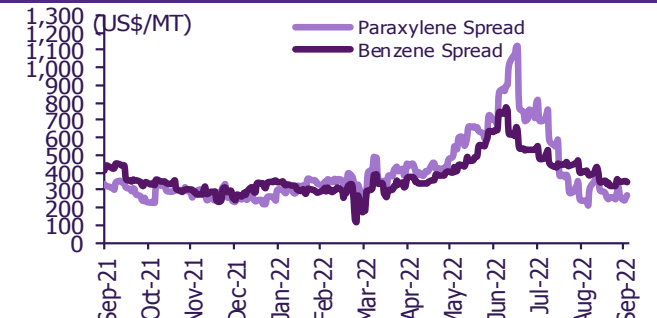
Olefins spreads



Aromatics prices

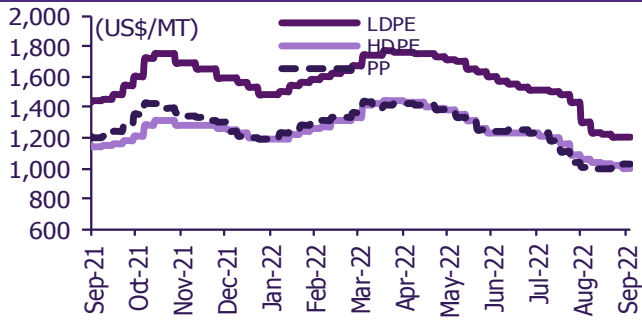


Aromatics spreads

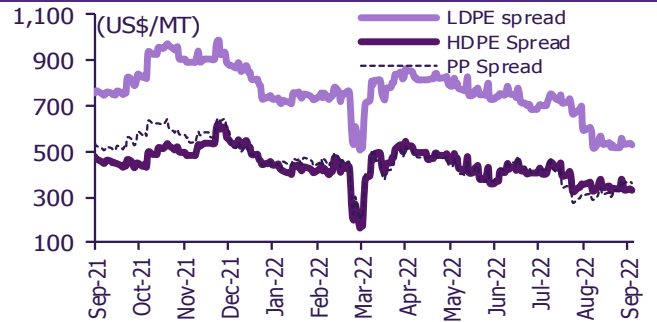


Commodities daily chart update

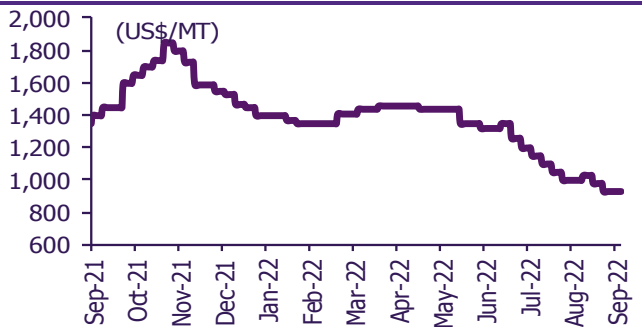
Polyolefins prices



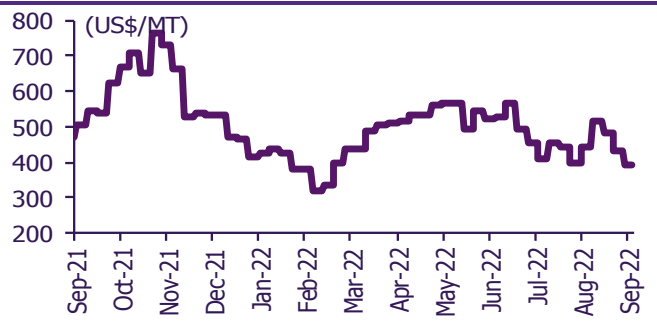
Polyolefins-Naphtha spreads



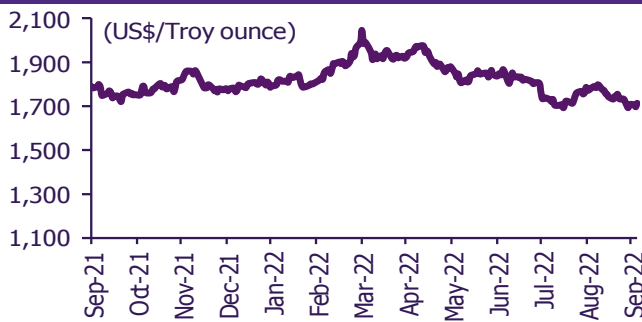
PVC price



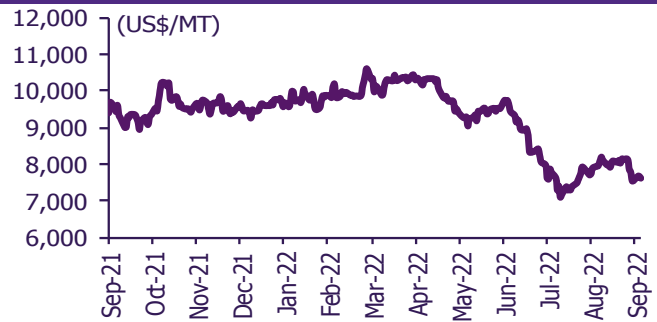
PVC spread



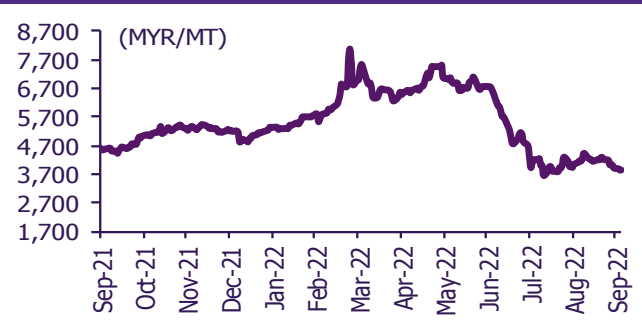
Gold price



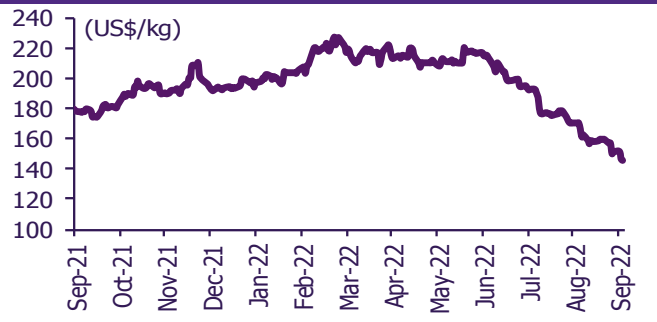
LME copper price



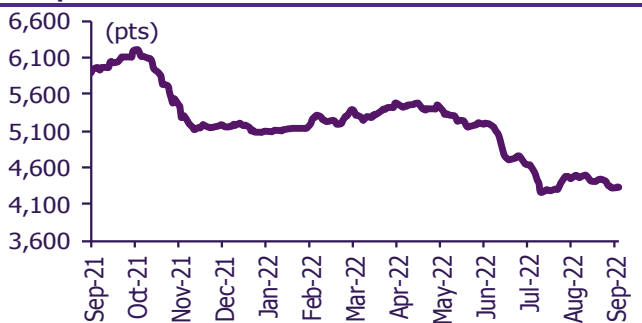
Malaysian crude palm oil price



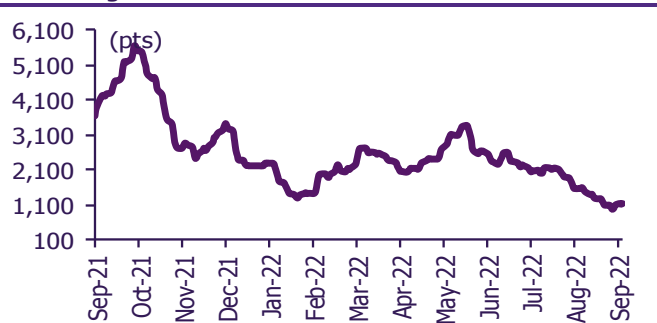
Rubber price (RSS3) futures



Steel price index



Baltic freight index



Source: Bloomberg Financial L.P., TQ Professional, BANPU, BOT, SCBS Investment Research

Short sales

	Volume (Shares)	Turnover (Bt)	Average price (Bt)	Last price 7-Sep-22	Gap between last close and short	Short sale volume comparing with main board
EGCO	577,400	104,693,200	181.32	181.00	0.18	34.66
OSP-R	1,793,700	55,146,175	30.74	30.75	(0.02)	24.04
TTW	741,100	7,559,220	10.20	10.20	0.00	23.14
BAFS	267,000	8,076,750	30.25	30.50	(0.82)	20.75
IRPC	9,762,000	32,038,372	3.28	3.28	0.06	19.48
GPSC-R	797,900	53,072,475	66.52	66.50	0.02	18.54
EA-R	2,233,200	191,824,900	85.90	86.50	(0.70)	18.11
TISCO	428,000	39,598,900	92.52	92.50	0.02	17.49
OR	3,331,100	89,094,425	26.75	26.75	(0.01)	16.85
SAWAD	652,600	31,387,950	48.10	48.25	(0.32)	16.39
CKP	1,309,700	6,875,925	5.25	5.30	(0.94)	16.03
WHAUP-R	139,900	545,736	3.90	3.90	0.02	15.76
AIT	252,600	1,577,250	6.24	6.25	(0.10)	15.13
SGP	30,600	345,780	11.30	11.30	0.00	14.52
AOT	3,029,600	218,230,700	72.03	72.25	(0.30)	14.11
BCH-R	1,448,900	27,384,210	18.90	18.80	0.53	13.58
RATCH	838,300	36,675,625	43.75	44.00	(0.57)	13.58
HMPRO	1,928,700	26,683,520	13.83	13.80	0.25	13.42
CBG-R	609,300	60,666,150	99.57	99.50	0.07	13.04
BEC-R	662,100	9,054,250	13.68	13.70	(0.18)	13.03
STGT-R	608,500	8,324,630	13.68	13.60	0.59	13.01
BGRIM	674,100	24,610,800	36.51	36.25	0.71	12.64
BGRIM-R	666,400	24,312,400	36.48	36.25	0.64	12.50
BEC	625,200	8,533,620	13.65	13.70	(0.37)	12.30
JMART-R	573,400	30,036,650	52.38	52.25	0.26	12.20
WHA	8,681,100	31,279,258	3.60	3.58	0.65	12.16
TOP-R	1,343,900	77,175,025	57.43	57.25	0.31	11.85
CNTECH01	14,320	339,282	23.69	0.23	10197.69	11.76
PTTGC	1,787,600	78,920,500	44.15	44.50	(0.79)	11.68
JMT-R	845,600	64,126,825	75.84	76.00	(0.22)	11.43
BAM-R	644,100	11,844,210	18.39	18.30	0.49	11.29
SCGP-R	913,200	49,070,900	53.74	53.75	(0.03)	11.06
PTT	3,990,000	147,630,000	37.00	37.00	0.00	11.00
BCPG	311,700	3,335,190	10.70	10.70	0.00	10.92
PTTGC-R	1,654,100	72,796,775	44.01	44.50	(1.10)	10.81
MTC-R	1,143,400	48,435,300	42.36	42.50	(0.33)	10.44
GLOBAL-R	682,500	13,233,170	19.39	19.50	(0.57)	9.95
IVL-R	1,967,200	80,721,200	41.03	41.50	(1.12)	9.84
IRPC-R	4,819,700	15,747,876	3.27	3.28	(0.38)	9.62
VGI-R	5,674,500	25,402,298	4.48	4.40	1.74	9.58
PTG-R	1,098,600	16,259,280	14.80	14.80	0.00	9.47
VIH	89,700	869,790	9.70	9.65	0.48	9.46
THG-R	402,400	26,699,200	66.35	67.00	(0.97)	9.22
WHA-R	6,497,200	23,389,920	3.60	3.58	0.56	9.10
EGCO-R	148,200	26,905,800	181.55	181.00	0.30	8.90
JMT	651,700	49,415,175	75.83	76.00	(0.23)	8.81
SIRI	3,950,900	4,425,008	1.12	1.12	0.00	8.31
EPG-R	882,800	8,646,810	9.79	9.85	(0.56)	8.16
MEGA-R	286,400	14,593,250	50.95	51.00	(0.09)	7.78
CCET-R	63,500	152,400	2.40	2.40	0.00	7.72
CPN-R	671,100	45,892,450	68.38	68.25	0.20	7.71
JMART	358,700	18,695,125	52.12	52.25	(0.25)	7.63
MBK	497,300	8,468,210	17.03	16.80	1.36	7.54
NOBLE	74,200	360,808	4.86	4.86	0.05	7.52
ROJNA	118,700	726,410	6.12	6.05	1.15	7.48
STARK-R	325,000	1,326,000	4.08	4.08	0.00	7.45
COM7-R	1,717,300	58,384,875	34.00	34.00	(0.01)	7.45
AAV	496,100	1,379,678	2.78	2.78	0.04	7.38
IVL	1,455,700	60,040,750	41.25	41.50	(0.61)	7.28
BAM	414,300	7,623,120	18.40	18.30	0.55	7.26
PSH-R	13,700	175,360	12.80	12.80	0.00	7.25
TOA-R	63,600	1,919,875	30.19	30.25	(0.21)	7.16
TPIPP-R	690,900	2,568,596	3.72	3.72	(0.06)	7.11
SCGP	584,700	31,434,275	53.76	53.75	0.02	7.08
GULF-R	2,953,100	165,167,475	55.93	56.00	(0.12)	7.01
OTO	90,000	1,161,000	12.90	12.90	0.00	6.79
TTA-R	280,100	2,310,825	8.25	8.25	0.00	6.74
MAJOR-R	204,200	3,917,470	19.18	19.30	(0.60)	6.72
MTC	731,700	31,058,850	42.45	42.50	(0.12)	6.68
SCB-R	970,800	107,501,400	110.73	111.50	(0.69)	6.66
MICRO	27,700	135,730	4.90	4.90	0.00	6.57
PSH	12,300	157,440	12.80	12.80	0.00	6.51
GPSC	269,200	17,920,350	66.57	66.50	0.10	6.26
BCPG-R	177,600	1,900,320	10.70	10.70	0.00	6.22
SPRC	1,214,300	15,251,780	12.56	12.60	(0.32)	6.18
CPALL	896,300	53,581,800	59.78	60.25	(0.78)	6.09
CRC	579,000	22,942,400	39.62	39.50	0.31	6.08
WHAUP	53,800	210,768	3.92	3.90	0.45	6.06
BEAUTY-R	1,357,500	1,914,753	1.41	1.39	1.47	5.98
PTT-R	2,162,800	79,955,650	36.97	37.00	(0.08)	5.96
CRC-R	565,500	22,363,400	39.55	39.50	0.12	5.94
SAWAD-R	236,100	11,387,650	48.23	48.25	(0.04)	5.93
TSTH	59,800	61,295	1.03	1.03	(0.49)	5.92
BEM-R	3,958,000	35,323,265	8.92	9.05	(1.39)	5.78
CPN	501,400	34,340,850	68.49	68.25	0.35	5.76
EA	705,400	60,690,150	86.04	86.50	(0.54)	5.72
DELTA-R	360,000	197,806,800	549.46	572.00	(3.94)	5.69
TOP	642,300	36,926,100	57.49	57.25	0.42	5.66
SHR-R	1,550,500	5,865,480	3.78	3.82	(0.97)	5.59
AOT-R	1,189,400	85,829,650	72.16	72.25	(0.12)	5.54

	Volume (Shares)	Turnover (Bt)	Average price (Bt)	Last price 7-Sep-22	Gap between last close and short	Short sale volume comparing with main board
PTG	640,800	9,483,840	14.80	14.80	0.00	5.53
MAJOR	167,100	3,197,570	19.14	19.30	(0.85)	5.50
SPRC-R	1,063,500	13,447,190	12.64	12.60	0.35	5.41
PLANB-R	1,312,100	9,226,680	7.03	7.00	0.46	5.38
CBG	248,200	24,678,125	99.43	99.50	(0.07)	5.31
TQM-R	136,800	6,099,400	44.59	45.00	(0.92)	5.21
BEM	3,562,600	31,786,895	8.92	9.05	(1.41)	5.21
THANI-R	842,600	3,895,554	4.62	4.58	0.94	5.15
AIE	46,100	150,518	3.27	3.26	0.15	4.94
SCB	719,900	79,705,300	110.72	111.50	(0.70)	4.94
KTC	158,500	9,452,775	59.64	60.00	(0.60)	4.88
AWC-R	2,488,300	14,234,610	5.72	5.75	(0.51)	4.86
RBF	102,800	1,397,470	13.59	13.70	(0.77)	4.83
BLA-R	396,000	13,232,925	33.42	33.50	(0.25)	4.81
DTAC	554,100	24,366,175	43.97	44.00	(0.06)	4.80
CHG	787,600	2,968,154	3.77	3.76	0.23	4.60
MEGA	164,300	8,351,725	50.83	51.00	(0.33)	4.46
SGP-R	9,400	105,280	11.20	11.30	(0.88)	4.46
TIDLOR	180,300	5,093,475	28.25	28.25	0.00	4.38
GLOBAL	299,900	5,804,700	19.36	19.50	(0.74)	4.37
GULF	1,832,500	102,709,375	56.05	56.00	0.09	4.35
EGATIF	48,600	328,050	6.75	6.75	0.00	4.35
TOA	38,400	1,155,050	30.08	30.25	(0.56)	4.32
TTA	178,700	1,474,275	8.25	8.25	0.00	4.30
BYD-R	432,900	4,934,810	11.40	11.40	(0.01)	4.29
BCH	452,900	8,565,660	18.91	18.80	0.60	4.25
AEONTS-R	26,700	4,520,400	169.30	172.50	(1.85)	4.21
STGT	195,100	2,656,240	13.61	13.60	0.11	4.17
AWC	2,126,500	12,085,605	5.68	5.75	(1.16)	4.16
RJH	15,400	554,400	36.00	36.00	0.00	4.05
BA-R	81,200	906,800	11.17	11.10	0.61	3.99
CK-R	435,300	9,506,690	21.84	21.70	0.64	3.99
TISCO-R	97,200	8,982,750	92.42	92.50	(0.09)	3.97
CK	431,400	9,418,580	21.83	21.70	0.61	3.96
III	34,000	451,620	13.28	13.30	(0.13)	3.87
PLANB	902,000	6,315,170	7.00	7.00	0.02	3.70
BBGI	10,700	78,645	7.35	7.35	0.00	3.66
SO	2,300	26,450	11.50	11.60	(0.86)	3.62
KEX-R	88,000	1,900,800	21.60	21.60	0.00	3.56
STARK	151,800	619,344	4.08	4.08	0.00	3.48
PTL	13,600	319,920	23.52	23.50	0.10	3.39
TTW-R	106,700	1,078,170	10.10	10.20	(0.93)	3.33
RATCH-R	198,300	8,676,375	43.75	44.00	(0.56)	3.21
AMATA	347,400	7,007,740	20.17	20.30	(0.63)	3.11
MBK-R	205,200	3,476,170	16.94	16.80	0.84	3.11
EPG	328,900	3,237,405	9.84	9.85	(0.07)	3.04
DOHOME	209,200	3,038,890	14.53	14.40	0.88	3.03
WICE	193,300	2,360,120	12.21	12.00	1.75	2.98
TMT	6,500	51,675	7.95	7.95	0.00	2.94
BLA	238,800	7,974,600	33.39	33.50	(0.32)	2.90
S-R	146,500	274,821	1.88	1.89	(0.75)	2.90
M-R	24,200	1,392,600	57.55	57.75	(0.35)	2.87
KTC-R	91,200	5,406,100	59.28	60.00	(1.20)	2.81
M	23,600	1,357,900	57.54	57.75	(0.37)	2.80
SAK	24,800	177,320	7.15	7.10	0.70	2.75
THANI	446,700	2,058,488	4.61	4.58	0.62	2.73
TQM	71,300	3,168,525	44.44	45.00	(1.25)	2.71
ILM-R	41,000	737,090	17.98	17.90	0.43	2.66
WORK	9,600	179,520	18.70	18.80	(0.53)	2.64
VIH-R	25,000	241,250	9.65	9.65	0.00	2.64
VGI	1,516,600	6,750,968	4.45	4.40	1.17	2.56
ASK	12,800	437,975	34.22	34.25	(0.10)	2.52
OSP	187,700	5,771,775	30.75	30.75	0.00	2.52
SISB	132,100	2,004,020	15.17	15.20	(0.19)	2.52
KSL-R	154,500	577,004	3.73	3.72	0.39	2.49
BA	50,400	560,280	11.12	11.10	0.15	2.48
TKS	52,100	572,480	10.99	11.10	(1.01)	2.46
ORI	90,000	904,500	10.05	10.00	0.50	2.41
DTAC-R	250,200	11,011,050	44.01	44.00	0.02	2.17
ICHI	86,600	774,140	8.94	9.05	(1.22)	2.08
CPALL-R	304,400	18,221,925	59.86	60.25	(0.64)	2.07
CHAYO	29,200	300,760	10.30	10.30	0.00	2.05
FORTH-R	179,900	10,775,625	59.90	58.75	1.95	2.03
STPI	32,700	117,066	3.58	3.58	0.00	1.98
SENA	22,400	91,392	4.08	4.10	(0.49)	1.95
KEX	47,800	1,029,650	21.54	21.60	(0.27)	1.94
JWD	57,700	993,900	17.23	17.40	(1.00)	1.93
PTL-R	7,500	176,630	23.55	23.50	0.22	1.87
ETC	43,600	145,624	3.34	3.32	0.60	1.86
SYNEX	66,300	1,353,110	20.41	20.20	1.03	1.83
AEONTS	11,300	1,891,600	167.40	172.50	(2.96)	1.78
MACO	760,400	450,212	0.59	0.59	0.35	1.77
ZUP	627,900	565,110	0.90	0.90	0.00	1.70

Source: SET, SCBS Investment Research

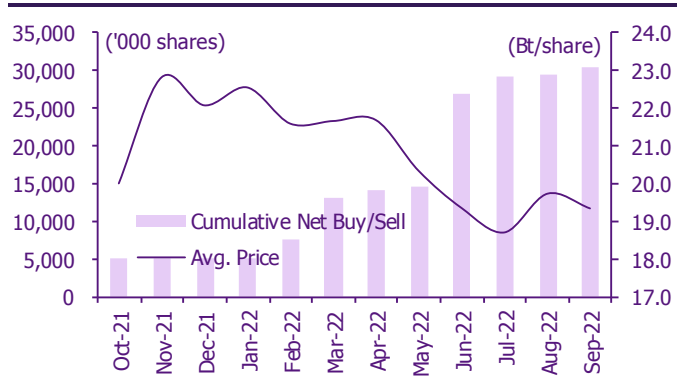
Director trade

1. Director trade as reported on September 7, 2022.

Company	Name of Director	Product	Transaction date	Amount (Shares)	Average Price (Bt)	Amount (Bt)	Buy/Sell
CCET	Mr. Weichao Wang	Common Share	06-09-22	233,000	2.40	559,200	Sale
DMT	Mr. SOMBAT PANICHEWA	Common Share	06-09-22	50,000	10.50	525,000	Purchase
EKH	Mr. SUTHIPONG TANGSAJJAPOJ	Common Share	06-09-22	15,000	7.40	111,000	Purchase
JMART	Mr. ADISAK SUKUMVITAYA	Common Share	06-09-22	326,300	51.50	16,804,450	Purchase
PROEN	Mr. KITTIPAN SRI-BUA-IAM	Common Share	01-09-22	11,280,000	7.00	78,960,000	Sale
PROUD	Mr. PUMIPAT SINACHAROEN	Common Share	05-09-22	107,900	2.16	233,064	Sale
PROUD	Mr. PUMIPAT SINACHAROEN	Common Share	06-09-22	550,000	2.23	1,226,500	Sale
RBF	Mrs. PETCHARA RATANAPOOMPINYO	Common Share	06-09-22	19,000	13.61	258,590	Purchase
RCL	Mr. TWINCHOK TANTHUWANIT	Common Share	06-09-22	10,000	32.25	322,500	Purchase
SA	Mr. KAJONSIT SINGSANERN	Common Share	06-09-22	185,000	8.91	1,648,350	Purchase
SABUY	Mr. SANTITHORN BUNCHUA	Warrant	05-09-22	25,600	16.18	414,208	Sale
SAPPE	Mr. ANAK LAPSUKSATIT	Common Share	06-09-22	50,000	46.00	2,300,000	Sale
SC	Mr. PRAYONGYUT ITTHIRATCHAI	Common Share	06-09-22	50,000	3.74	187,000	Sale
SICT	Mr. APINUNT THANACHAYANONT	Common Share	05-09-22	300,000	8.97	2,691,000	Sale
SISB	Mrs. NARISA LERTNAMWONGWAN	Common Share	05-09-22	5,000	14.40	72,000	Sale
SISB	Mrs. NARISA LERTNAMWONGWAN	Common Share	06-09-22	3,000	14.80	44,400	Sale
SMIT	Mr. THANA SENAVATTANAGUL	Common Share	11-08-22	40,000	4.69	187,600	Purchase
SMIT	Mr. THANA SENAVATTANAGUL	Common Share	29-08-22	24,300	4.72	114,696	Purchase
SMIT	Mr. THANA SENAVATTANAGUL	Common Share	31-08-22	55,700	4.72	262,904	Purchase
SMIT	Mr. THANA SENAVATTANAGUL	Common Share	02-09-22	30,000	4.72	141,600	Purchase
SMIT	Mr. THANA SENAVATTANAGUL	Common Share	05-09-22	40,000	4.72	188,800	Purchase
SPALI	Mr. PRATEEP TANGMATITHAM	Common Share	05-09-22	100,000	19.40	1,940,000	Purchase
SPALI	Mr. PRATEEP TANGMATITHAM	Common Share	06-09-22	150,000	19.30	2,895,000	Purchase
SPALI	Mr. PRATEEP TANGMATITHAM	Common Share	06-09-22	412,500	19.29	7,957,125	Purchase
SPALI	Mrs. AJCHARA TANGMATITHAM	Common Share	05-09-22	100,000	19.40	1,940,000	Purchase
SPALI	Mrs. AJCHARA TANGMATITHAM	Common Share	06-09-22	150,000	19.30	2,895,000	Purchase
SPALI	Mrs. AJCHARA TANGMATITHAM	Common Share	06-09-22	412,500	19.29	7,957,125	Purchase
STA	Mr. KITICHAI SINCHAROENKUL	Common Share	06-09-22	60,000	21.25	1,275,000	Purchase
STGT	Mr. WEERAKORN ONGSAKUL	Common Share	01-09-22	3,000	13.90	41,700	Purchase
TIGER	Mrs. PIYAPORN SOPHITLEEATTHANANON	Common Share	05-09-22	175,000	2.50	437,500	Sale
TMILL	Mr. PRAPAS CHUTIMAVORAPHAND	Common Share	06-09-22	43,000	3.95	169,850	Purchase
VRANDA	Mr. SURASAK WONGKIATTHAWORN	Common Share	05-09-22	20,000	7.00	140,000	Sale
				Total	Purchase	47,636,290	
					Sale	87,264,872	
					Net	<u>(39,628,582)</u>	

2. 12-month cumulative net buy/sell for SCBS-covered stocks with activity as of last close

SPALI



Corporate calendar

September				
Monday	Tuesday	Wednesday	Thursday	Friday
5	6	7	8	9
XD DRT Bt0.24 HPF Bt0.113 M-II Bt0.148 MLF Bt0.14 MNIT Bt0.02 MNIT2 Bt0.045 MNRF Bt0.02 M-STOR Bt0.076 PB Bt0.86 TTB Bt0.02 PD CPNCG Bt0.235 DIF Bt0.26 POPF Bt0.2544 PPF Bt0.17 SCM Bt0.15 SIRIP Bt0.05 SPRIME Bt0.1493 SYNEX Bt0.18 THREL Bt0.08 TU Bt0.4 VCOM Bt0.12 Share listing ALL 41,489,362 Shares SDC 67,460,316 Shares JKN 2,141,900 Shares	XD BAY Bt0.4 LUXF Bt0.24 TTW Bt0.3 PD ADVANC Bt3.45 DCC Bt0.035 GGC Bt0.25 ILM Bt0.2 JASIF Bt0.23 MAKRO Bt0.18 PCSGH Bt0.15 RPH Bt0.2 SAT Bt0.38 SNNP Bt0.18 TPRIME Bt0.113 WORK Bt0.2 Last trading day BANPU-W4 BIOTEC-W1	XD BBL Bt1.5 GPSC Bt0.2 KBANK Bt0.5 KKP Bt1.75 LHPF Bt0.06 LHSC Bt0.05 QHPF Bt0.11 XE BANPU-W4 1 : 1 @Bt5 BIOTEC-W1 1 : 1 @Bt0.5 PD AIMCG Bt0.09 AIMRT Bt0.2225 ASIAN Bt0.25 BBGI Bt0.05 BSBM Bt0.02 JMT Bt0.49 NER Bt0.07 PDG Bt0.08 PIMO Bt0.02 PM Bt0.15 PT Bt0.2 RJH Bt2 SC Bt0.08 SGP Bt0.2 SPALI Bt0.7 STGT Bt0.5 TEAM Bt0.05 TKN Bt0.09 TKS Bt0.12 TNP Bt0.035 Share listing JCK 16,752,724 Shares JCKH 50,474,701 Shares JKN 1,887,810 Shares SDC 37,037,037 Shares UREKA 1,576,044 Shares	XD AFC Bt0.14 BPP Bt0.4 HTC Bt0.55 NSI Bt2.5 SSPF Bt0.154 SUSCO Bt0.12 TPIPP Bt0.12 PD AS Bt0.3 BH Bt1.15 BH-P Bt1.15 BJC Bt0.15 BKI Bt3.5 BOFFICE Bt0.174 B-WORK Bt0.1771 CCET Bt0.02 D Bt0.03 FSMART Bt0.2 GPI Bt0.05 IMPACT Bt0.1 INTUCH Bt1.76 KTBSTMR Bt0.1779 M Bt0.5 MBAX Bt0.12 NSL Bt0.25 QH Bt0.04 SABINA Bt0.61 SKR Bt0.08 SPRC Bt0.96 STA Bt0.85 SWC Bt0.125 THANA Bt0.05 UEC Bt0.06 Decreased capital LPN Share listing IRCP 3,673,094 Shares TRU 1,402,046 Shares UREKA 10,172,143 Shares	XD EASTW Bt0.12 EGCO Bt3.25 RATCH Bt0.8 PD ADD Bt0.11 AI Bt0.25 AIT Bt0.15 AJ Bt0.38 AMATA Bt0.2 ARROW Bt0.1 ASP Bt0.07 AUCT Bt0.15 BCPG Bt0.2 BGC Bt0.1 BGRIM Bt0.03 BIS Bt0.06 BLESS Bt0.05 CBG Bt0.75 CHG Bt0.085 CSS Bt0.04 EASON Bt0.04 ECL Bt0.05 FORTH Bt0.15 FPI Bt0.08 GC Bt0.2 HPT Bt0.018 HTECH Bt0.1 III Bt0.15 JMART Bt0.45 JUBILE Bt0.38 KAMART Bt0.05 KCC Bt0.0379 KCE Bt1 LALIN Bt0.305 LEO Bt0.2 LH Bt0.25 LPH Bt0.1 MEGA Bt0.75 MGT Bt0.03 ONEE Bt0.12 OSP Bt0.45 PHOL Bt0.08 PROSPECT Bt0.2285 PSH Bt0.31 SAMTEL Bt0.06 SENA Bt0.12692 SINGER Bt0.3 SMIT Bt0.14 SMPC Bt0.6 SNP Bt0.1 SO Bt0.15 SPCG Bt0.25 SSP Bt0.2 TACC Bt0.17 TFG Bt0.1 TKC Bt0.2 TMT Bt0.15 TNITY Bt0.175 TOG Bt0.17 TQM Bt0.7 TQR Bt0.14 UVAN Bt0.3 WINNER Bt0.06
12	13	14	15	16
PD CK Bt0.15 PSL Bt0.5 XO Bt0.188	XD AYUD Bt5.14 HMPRO Bt0.17 MST Bt0.33 TIPH Bt0.5 PD AH Bt0.58 BCP Bt1.25 CEYE Bt0.15 KCAR Bt0.19 ORI Bt0.15 SIRI Bt0.04 SUPEREIF Bt0.09094 TOA Bt0.25 UTP Bt0.43	XD BANPU Bt0.45 BDMS Bt0.3 PD ALLY Bt0.165 AMATAR Bt0.16 APURE Bt0.05 BCH Bt0.4 BKKCP Bt0.16 BROOK Bt0.005 CPF Bt0.4 CPTGF Bt0.15 EGATIF Bt0.0274 FUTUREPF Bt0.28 GVREIT Bt0.201 HUMAN Bt0.06 KBSPJF Bt0.226 KISS Bt0.06 MIPF Bt0.44 SMD Bt0.25 SSTRT Bt0.2 STP Bt0.2 TFFIF Bt0.092 TNR Bt0.2 TTLPF Bt0.41	PD DREIT Bt0.175 IVL Bt0.4 TEKA Bt0.07 TIF1 Bt0.125 TLHPF Bt0.1	XE K-W1 1 : 1 @Bt1 PD DRT Bt0.24
19	20	21	22	23
PD OR Bt0.35 PB Bt0.86 WHAIR Bt0.1556	XR WAVE : @Bt0.10 XW WAVE 3 : 1 PD GAHREIT Bt0.15 GROREIT Bt0.3 HPF Bt0.113 LANNA Bt1.45 LUXF Bt0.24 MLF Bt0.14 M-STOR Bt0.076	PD GPSC Bt0.2 M-II Bt0.148 PTTGC Bt0.75 TTW Bt0.3	XR ABM 3 : 1 @Bt1.80 CIG 1 : 2 @Bt0.50 XW ABM 2 : 1 PD BAY Bt0.4 KKP Bt1.75 LHPF Bt0.06 LHSC Bt0.05 MNIT Bt0.02 MNIT2 Bt0.045 MNRF Bt0.02 NSI Bt2.5 QHPF Bt0.11 SSPF Bt0.154 TTB Bt0.02	PD BBL Bt1.5 EGCO Bt3.25 KBANK Bt0.5 RATCH Bt0.8 SUSCO Bt0.12 TPIPP Bt0.12
26	27	28	29	30
XE SAAM-W1 1 : 1 @Bt7.5 PD BPP Bt0.4 HTC Bt0.55 MST Bt0.33	XE BCPG-W1 1 : 1 @Bt8 PD EASTW Bt0.12 HMPRO Bt0.17	XE MORE-W2 1 : 1 @Bt2 PD AYUD Bt5.14 TIPH Bt0.5		XR THANA 10 : 1 @Bt2.85 PD BANPU Bt0.45 BDMS Bt0.3

XD - Cash Dividend
 XD(ST) - Stock Dividend

PD - Payment Date
 XR - Rights for Common

XW - Rights for Warrant
 XT - Rights for Transferable Subscription Right

XE - Warrant Exercise
 CW - Capital write-down

SP - Suspension

Disclaimer

The information in this report has been obtained from sources believed to be reliable. However, its accuracy or completeness is not guaranteed. Any opinions expressed herein reflect our judgment at this date and are subject to change without notice. This report is for information only. It is not to be construed as an offer, or solicitation of an offer to sell or buy any securities. We accept no liability for any loss arising from the use of this document. We or our associates may have an interest in the companies mentioned therein.

SCB Securities Company Limited ("SCBS") is a wholly-owned subsidiary of The Siam Commercial Bank Public Company Limited ("SCB"). Any information related to SCB is for sector comparison purposes.

This document is prepared by SCB Securities Company Limited ("SCBS") which is wholly-owned by the Siam Commercial Bank Public Company Limited ("SCB"). SCB acts as financial advisor of the SCG Chemicals Public Company Limited (SCGC). Any opinions, news, research, analyses, prices, statements, forecasts, projections and/or other information contained in this document (the "Information") is provided as general information purposes only and shall not be construed as individualized recommendation of an offer to buy or sell or the solicitation of an offer to buy or sell any securities. SCBS and/or its directors, officers and employees shall not be liable for any direct, indirect, incidental, special or consequential loss or damage, resulting from the use of or reliance on the Information, including without limitation to, damages for loss of profits. The investors shall use the Information in association with other information and opinion, including their own judgment in making investment decision. The Information is obtained from sources believed to be reliable, and SCBS cannot guarantee the accuracy, completeness and/or correctness of the Information.

This document is prepared by SCB Securities Company Limited ("SCBS") which is wholly-owned by The Siam Commercial Bank Public Company Limited ("SCB"). SCB may be appointed to act as financial advisor in relation to transactions to be carried out by Thai Oil Company Limited. Any opinions, news, research, analyses, prices, statements, forecasts, projections and/or other information contained in this document (the "Information") is provided as general information purposes only and shall not be construed as individualized recommendation of an offer to buy or sell or the solicitation of an offer to buy or sell any securities. SCBS and/or its directors, officers and employees shall not be liable for any direct, indirect, incidental, special or consequential loss or damage, resulting from the use of or reliance on the Information, including without limitation to, damages for loss of profits. The investors shall use the Information in association with other information and opinion, including their own judgment in making investment decision. The Information is obtained from sources believed to be reliable, and SCBS cannot guarantee the accuracy, completeness and/or correctness of the Information.

This document is prepared by SCB Securities Company Limited ("SCBS") which is wholly-owned by The Siam Commercial Bank Public Company Limited ("SCB"). SCB has acted as Financial Advisor, Lead Arranger of Global Power Synergy Public Company Limited. Any opinions, news, research, analyses, prices, statements, forecasts, projections and/or other information contained in this document (the "Information") is provided as general information purposes only, and shall not be construed as individualized recommendation of an offer to buy or sell or the solicitation of an offer to buy or sell any securities. SCBS and/or its directors, officers and employees shall not be liable for any direct, indirect, incidental, special or consequential loss or damage, resulting from the use of or reliance on the Information, including without limitation to, damages for loss of profits. The investors shall use the Information in association with other information and opinion, including their own judgment in making investment decision. The Information is obtained from sources believed to be reliable, and SCBS cannot guarantee the accuracy, completeness and/or correctness of the Information.

This document is prepared by SCB Securities Company Limited ("SCBS") which is wholly-owned by The Siam Commercial Bank Public Company Limited ("SCB"). SCB Asset Management Company Limited ("SCBAM") which is wholly-owned by The Siam Commercial Bank Public Company Limited ("SCB"). SCB has acted as Financial Advisor of Digital Telecommunications Infrastructure Fund. SCBAM has acted as Fund Manager of Digital Telecommunications Infrastructure Fund. Any opinions, news, research, analyses, prices, statements, forecasts, projections and/or other information contained in this document (the "Information") is provided as general information purposes only, and shall not be construed as individualized recommendation of an offer to buy or sell or the solicitation of an offer to buy or sell any securities. SCBS and/or its directors, officers and employees shall not be liable for any direct, indirect, incidental, special or consequential loss or damage, resulting from the use of or reliance on the Information, including without limitation to, damages for loss of profits. The investors shall use the Information in association with other information and opinion, including their own judgment in making investment decision. The Information is obtained from sources believed to be reliable, and SCBS cannot guarantee the accuracy, completeness and/or correctness of the Information.

SCBS reserves the right to modify the Information from time to time without notice and in its sole discretion. This document is delivered to intended recipient(s) only and is not permitted to reproduce, retransmit, disseminate, sell, distribute, republish, circulate or commercially exploit the Information in any manner without the prior written consent of SCBS.

Futures and Options trading carry a high level of risk with the potential for substantial losses, and are not suitable for all persons. Before deciding to trade Futures and Options, you should carefully consider your financial position, investment objectives, level of experience, and risk appetite if Futures and Options trading are appropriate. The possibility exists that you could sustain a loss of some or all of your initial investment. You should be aware of all the risks associated with Futures and Options trading, and you are advised to rely on your own judgment while making investment decision and/or should seek advice from professional investment advisor if you have any doubts.

This document is delivered to intended recipient(s) only and is not permitted to reproduce, retransmit, disseminate, sell, distribute, republish, circulate or commercially exploit the Information in any manner without the prior written consent of SCBS.

Copyright©2012 SCB Securities Company Limited. All rights reserved.

CG Rating 2021 Companies with CG Rating

Companies with Excellent CG Scoring

AAV, ADVANC, AF, AH, AIRA, AKP, AKR, ALT, AMA, AMATA, AMATAV, ANAN, AOT, AP, ARIP, ARROW, ASP, AUCTION, AWC, AYUD, BAFS, BANPU, BAY, BBL, BCP, BCPG, BDMS, BEM, BGC, BGRIM, BIZ, BKI, BOL, BPP, BRR, BTS, BTW, BWG, CENTEL, CFRESH, CHEWA, CHO, CIMBT, CK, CKP, CM, CNT, COM7, COMAN, COTTO, CPALL, CPF, CPI, CPN, CRC, CSS, DDD, DELTA, DEMCO, DRT, DTAC, DUSIT, EA, EASTW, ECF, ECL, EE, EGCO, EPG, ETC, FPI, FPT, FSMART, GBX, GC, GCAP, GFPT, GGC*, GLAND, GLOBAL, GPI, GPSC, GRAMMY, GULF, GUNKUL, HANA, HARN, HMPRO, ICC, ICHI, III, ILINK, ILM, INTUCH, IP, IRPC, ITTEL, IVL, JSP, JWD, K, KBANK, KCE, KKP, KSL, KTB, KTC, LALIN, LANNA, LH, LHFG, LIT, LPN, MACO, MAJOR, MAKRO, MALEE, MBK, MBKET, MC, MCOT, METCO, MFEC, MINT, MONO, MOONG, MSC, MTC, MVP, NCL, NEP, NER, NKI, NOBLE, NSI, NVD, NWR, NYT, OISHI, OR, ORI, OSP, OTO, PACE, PACO, PAF, PCSGH, PDG, PDJ, PG, PHOL*, PLANB, PLANET, PLAT, PORT, PPS, PR9, PREB, PRG, PRM, PROUD, PSH, PSL, PTG, PTT, PTTEP, PTTGC, PYLON, Q-CON, QH, QTC, RATCH, RS, S, S & J, SAAM, SABINA, SAMART, SAMTEL, SAT, SC, SCB, SCC, SCCC, SCG, SCGP, SCM, SDC, SEAFCO, SEAOL, SE-ED, SELIC, SENA, SHR, SIRI, SIS, SITHAI, SMK, SMPK, SNC, SONIC, SPALI, SPI, SPRC, SPVI, SSSC, SST, STA, STEC*, STI, SUN, SUSCO, SUTHA, SVI*, SYMC, SYNTEC, TACC, TASCOS, TCAP, TEAMG, TFMAMA, TGH, THANA, THANI, THCOM, THG, THIP, THRE, THREL, TIP*, TIPCO, TISCO, TK, TKT, TMT, TNDT, TNITY, TOA, TOP, TPBI, TQM, TRC, TRU, TRUE, TSC, TSR, TSTE, TSTH, TTA, TTB, TTCL, TTW, TU, TVD, TVI, TVO, TWPC, U, UAC, UBIS, UV, VGI, VIH, WACOAL, WAVE, WHA, WHAUP, WICE, WINNER, ZEN

Companies with Very Good CG Scoring

2S, 7UP, ABICO, ABM, ACE, ACG, ADB, AEONTS, AGE, AHC, AIT, ALL, ALLA, ALUCON, AMANAH, AMARIN, APCO, APCS, APURE, AQUA, ASEFA, ASIAN, ASK, ATP30, BA, BC, BEC, BFIT, BJCHI, BR, CBG, CGH, CHAYO, CHOTI, CI, CMC, CPL, CRD, CSP, DCC, ASAP, ASIA, ASIMAR, ASN, B, BAM, BCH, BEYOND, BJC, BLA, BROOK, CEN, CHARAN, CHG, CHOW, CIG, COLOR, CPW, CSC, CWT, DCON, DHOUSE, DOD, DOHOME, DV8, EASON, EFORL, ERW, ESSO, ESTAR, ETE, FE, FLOYD, FN, FNS, FORTH, FSS, FTE, FVC, GEL, GENCO, GJS, GYT, HEMP, HPT, HTC, HYDRO, ICN, IFS, IMH, IND, INET, INSET, INSURE, IRC, IRPC, IT, ITD*, J, JAS, JCK, JCKH, JMART, JMT, KBS, KCAR, KEX, KGI, KIAT*, KISS, KOOL, KTIS, KUMWEL, KUN, KWC, KWM, L&E, LDC, LEO, LHK, LOXLEY, LRH, LST, M, MATCH, MBAX, MEGA, META, MFC*, MGT, MICRO, MILL, MITSIB, MK, MODERN, MTI, NBC, NCAP, NCH, NETBAY, NEX, NINE, NRF, NTV, OCC, OGC, PATO, PB, PICO, PIMO, PJW, PL, PM, PMTA, PPP, PPPM, PRIME, PRIN, PRINC, PSTC, PT, QLT, RBF, RCL, RICHY, RML, ROJNA, RPC, RT, RWI, S11, SA, SAK, SALEE, SAMCO, SANKO, SAPPE, SAWAD, SCI, SCN, SCP, SE, SFLEX, SFP, SFT, SGF, SIAM, SINGER, SKE, SKN, SKR, SKY, SLP, SMIT, SMT, SNP, SO, SORKON, SPA, SPC, SPCG, SR, SRICHA, SSC, SSF, STANLY, STGT, STOWER*, STPI, SUC, SWC, SYNEX, T, TAE, TAKUNI, TBSP, TCC, TCMC, TEAM, TFG, TFI, TIGER, TITLE, TKN, TKS, TM, TMC, TMD, TMI, TMILL, TNL, TNP, TOG, TPA, TPAC, TPCS, TPS, TRITN, TRT, TSE, TVT, TWP, UEC, UMI, UOBKH, UP, UPF, UPOIC, UTP, VCOM, VL, VNT, VPO, VRANDA, WGE, WIJK, WP, XO, XPG, YUASA

Companies with Good CG Scoring

A, AI, AIE, AJ, AMC, APP, AQ, ARIN, AS, AU, B52, BEAUTY, BGT, BH, BIG, BLAND, BM, BROCK, BSBM, BSM, BYD*, CCP, CITY, CMO, CPT, CSR, EKH, EP, FMT, GLOCON*, GSC, HTECH, IHL, INGRS, JAK, JTS, KASET, KK, KWG, LEE, BTNC, CAZ, CGD, CMAN, CMR, CRANE, D, EMC, F&D, GIFT, GREEN, GTB, HUMAN, IIG, INOX, JR, JUBILE, KCM, KKC, KYE, LPH, MATI, M-CHAI, MCS, MDX, MJD, MORE, MUD, NC, NDR, NFC, NNCL, NOVA, NPK, NUSA, OCEAN, PAF, PF, PK, PLE, PPM, PRAKIT, PRAPAT, PRECHA, PTL, RCI*, RJH, RP, RPH, RSP, SABUY, SF, SGP, SICT, SIMAT, SISB, SK, SMART, SOLAR, SPACK, SPG, SQ, SSP, STARK, STC, SUPER, SVOA, TC, TCCC, THMUI, TNH, TNR, TOPP, TPCH, TPIPL, TPIPP, TPLAS, TPOLY, TQR, TTI, TYCN, UKEM, UMS, UNIQ, UPA, UREKA, VIBHA, W, WIN, WORK, WPH, YGG, ZIGA

Corporate Governance Report

The material contained in this publication is for general information only and is not intended as advice on any of the matters discussed herein. Readers and others should perform their own independent analysis as to the accuracy or completeness or legality of such information. The Thai Institute of Directors, its officers, the authors and editor make no representation or warranty as to the accuracy, completeness or legality of any of the information contained herein. By accepting this document, each recipient agrees that the Thai Institute of Directors Association, its officers, the authors and editor shall not have any liability for any information contained in, or for any omission from, this publication.

The survey result is as of the date appearing in the Corporate Governance Report of Thai Listed Companies. As a result, the survey result may be changed after that date. SCB Securities Company Limited does not conform nor certify the accuracy of such survey result.

To recognize well performers, the list of companies attaining "Good", "Very Good" and "Excellent" levels of recognition

(Not including listed companies qualified in the "no announcement of the results" clause from 1 January 2020 to 26 October 2021) is publicized.

¹ TIP was voluntarily delisted from the Stock Exchange of Thailand effectively on July 24, 2021

² RCI was voluntarily delisted from the Stock Exchange of Thailand, effectively on July 16, 2021

* บริษัทหรือกรรมการหรือผู้บริหารของบริษัทที่มีข่าวด้านกฏการกับตุลาการภิบาล เช่น การกระทำความผิดเกี่ยวกับหลักทรัพย์ การทุจริต คอรัปชั่น เป็นต้น ซึ่งการใช้ข้อมูล CGR ควรตระหนักถึงข้อดังกล่าวประกอบด้วย

Anti-corruption Progress Indicator

Certified (ได้รับการรับรอง)

2S, 7UP, ADVANC, AF, AI, AIE, AIRA, AKP, AMA, AMANAH, AMATA, AMATAV, AP, APCS, AQUA, ARROW, AS, ASIAN, ASK, ASP, AWC, AYUD, B, BAFS, BAM, BANPU, BAY, BBL, BCH, BCP, BCPG, BEB, BEYOND, BGC, BGRIM, BKI, BLA, BPP, BROOK, BRR, BSBM, BTS, BWG, CEN, CENTEL, CFRESH, CGH, CHEWA, CHOTI, CHOW, CIG, CIMBT, CM, CMC, COM7, COTTO, CPALL, CPF, CPI, CPN, CSC, DCC, DELTA, DEMCO, DIMET, DRT, DTAC, DUSIT, EA, EASTW, ECL, EGCO, EP, EPG, ERW, ESTAR, ETE, FE, FNS, FPI, FPT, FSMART, FSS, FTE, GBX, GC, GCAP, GEL, GFPT, GGC, GJS, GPI, GPSC, GSTEEL, GULF, GUNKUL, HANA, HARN, HEMP, HENG, HMPRO, HTC, ICC, ICHI, IFS, ILINK, INET, INSURE, INTUCH, IRC, IRPC, ITTEL, IVL, JKN, JR, K, KASET, KBANK, KBS, KCAR, KCE, KGI, KKP, KSL, KTB, KTC, KWI, L&E, LANNA, LH, LHFG, LHK, LPN, LRH, M, MAKRO, MALEE, MATCH, MBAX, MBK, MC, MCOT, META, MFC, MFC, MILL, MINT, MONO, MOONG, MSC, MST, MTC, MTI, NATION, NBC, NEP, NINE, NKI, NOBLE, NOK, NSI, NWR, OCC, OGC, ORI, PAP, PATO, PB, PCSGH, PDG, PDJ, PG, PHOL, PK, PL, PLANB, PLANET, PLAT, PM, PPT, PPPM, PPS, PR9, PREB, PRG, PRINC, PRM, PROS, PSH, PSL, PSTC, PT, PTG, PTT, PTTEP, PTTGC, PYLON, Q-CON, QH, QLT, QTC, RATCH, RML, RWI, S&J, SAAM, SABINA, SAPPE, SAT, SC, SCB, SCC, SCCC, SCG, SCGP, SCM, SCN, SEAOL, SE-ED, SELIC, SENA, SGP, SINGER, SIRI, SITHAI, SKR, SMIT, SMC, SMPK, SNC, SNP, SORKON, SPACK, SPALI, SPC, SPI, SPRC, SRICHA, SSF, SSG, SSSC, SST, STA, STOWER, SUSCO, SVI, SYMC, SYNTEC, TAE, TAKUNI, TASCOS, TCAP, TCMC, TFG, TFI, TFMAMA, TGH, THANI, THCOM, THIP, THRE, THREL, TIDLOR, TIPCO, TISCO, TKS, TKT, TMILL, TMT, TNITY, TNL, TNP, TNR, TOG, TOP, TOPP, TPA, TPCS, TPP, TRU, TRUE, TSC, TSTE, TSTH, TTA, TTB, TTCL, TU, TVDH, TVI, TVO, TWPC, U, UBE, UBIS, UEC, UKEM, UOBKH, UPF, UV, VGI, VIH, WACOAL, WHA, WHAUP, WICE, WIJK, XO, YUASA, ZEN, ZIGA

Declared (ประกาศเจตนาแนบ)

AH, AJ, ALT, APCO, B52, BEC, CHG, CI, CPL, CPR, CPW, CRC, DDD, DHOUSE, DOHOME, ECF, EKH, ETC, EVER, FLOYD, GLOBAL, III, ILM, INOX, JTS, KEX, KUMWEL, LDC, MAJOR, MEGA, NCAP, NOVA, NRF, NUSA, NYT, OR, PIMO, PLE, RS, SAK, SIS, STECH, STGT, SUPER, SVT, TKN, TMI, TQM, TSI, VARO, VCOM, VIBHA, WIN

N/A

3K-BAT, A, A5, AAV, ABICO, ABM, ACAP, ACC, ACE, ACG, ADB, ADD, AEONTS, AFC, AGE, AHC, AIT, AJA, AKR, ALL, ALLA, ALPHAX, ALUCON, AMARIN, AMC, AMR, ANAN, AOT, APEX, APP, APURE, AQ, ARIN, ARIP, ASAP, ASEFA, ASIA, ASIMAR, ASN, ASW, ATP30, AU, AUCTION, BA, BBGI, BBIK, BC, BCT, BDMS, BEAUTY, BEM, BFIT, BGT, BH, BIG, BIOTEC, BIS, BIZ, BJC, BJCHI, BKD, BLAND, BLESS, BLISS, BM, BOL, BR, BRI, BROCK, BSM, BTNC, BTW, BUI, BYD, CAZ, CBG, CCET, CCP, CEYE, CGD, CHARAN, CHAYO, CHIC, CHO, CITY, CIVIL, CK, CKP, CMAN, CMO, CMR, CNT, COLOR, COMAN, CPANEL, CPH, CPT, CRANE, CRD, CSP, CSR, CSS, CTW, CV, CWT, D, DCON, DITTO, DMT, DOD, DPAINT, DTIC, DV8, EASON, EE, EFORL, EMC, ESSO, F&D, FANCY, FMT, FN, FORTH, FTI, FVC, GENCO, GIFT, GL, GLAND, GLOCON, GLORY, GRAMMY, GRAND, GREEN, GSC, GTB, GYT, HFT, HL, HPT, HTECH, HUMAN, HYDRO, ICN, IFEC, IHL, IIG, IMH, IND, INGRS, INSET, IP, IRPC, IT, ITD, J, JAK, JAS, JCK, JCKH, JCT, JDF, JMART, JMT, JP, JUBILE, JWD, KAMART, KC, KCC, KCM, KDH, KIAT, KISS, KK, KKC, KOOL, KTIS, KUN, KWC, KWM, KYE, LALIN, LEE, LEO, LIT, LOXLEY, LPH, LST, MACO, MANRIN, MATI, MAX, M-CHAI, MCS, MDX, MENA, METCO, MGT, MICRO, MIDA, MITSIB, MJD, MK, ML, MODERN, MORE, MPIC, MUD, MVP, NC, NCH, NCL, NDR, NER, NETBAY, NEW, NEWS, NEX, NFC, NNCL, NPK, NSL, NTV, NV, NVD, OHTL, OISHI, ONEE, OSP, OTO, PACE, PACO, PAF, PEACE, PERM, PF, PICO, PIN, PJW, PLUS, PMTA, POLAR, POMUI, PORT, POST, PPM, PRAKIT, PRAPAT, PRECHA, PRIME, PRIN, PRO, PROEN, PROUD, PSG, PTC, PTECH, PTL, RAM, RBF, RCL, RICHY, RJH, ROCK, ROH, ROJNA, RP, RPC, RPH, RSP, RT, S, S11, SA, SABUY, SAFARI, SALEE, SAM, SAMART, SAMCO, SAMTEL, SANKO, SAUCE, SAWAD, SCI, SCP, SDC, SE, SEAFCO, SECURE, SENAJ, SFLEX, SFP, SFT, SGF, SHANG, SHR, SIAM, SICT, SIMAT, SISB, SK, SKE, SKN, SKY, SLM, SLP, SMART, SMD, SMT, SNNP, SO, SOLAR, SONIC, SPA, SPCG, SPG, SPVI, SQ, SR, SSC, SSS, STANLY, STARK, STC, STEC, STHAI, STI, STP, STPI, SUC, SUN, SUTHA, SVH, SVOA, SWC, SYNEX, TACC, TAPAC, TC, TCC, TCCC, TCJ, TCOAT, TEAM, TEAMG, TEKA, TFM, TGE, TGPRO, TH, THAI, THANA, THE, THG, THL, THMUI, TIGER, TIPH, TITLE, TK, TKC, TLI, TM, TMC, TMD, TMW, TNDT, TNH, TNPC, TOA, TPAC, TPBI, TPCH, TPIPL, TPIPP, TPLAS, TPOLY, TPS, TQR, TR, TRC, TRITN, TRT, TRUBB, TRV, TSE, TSF, TSR, TTI, TTT, TTW, TVT, TWP, TWZ, TYCN, UAC, UMI, UMS, UNIQ, UP, UPA, UPOIC, UREKA, UTP, UVAN, VL, VNG, VPO, VRANDA, W, WAVE, WFX, WGE, WINMED, WINNER, WORK, WORLD, WP, WPH, XPG, YGG, YONG

Explanations

Companies participating in Thailand's Private Sector Collective Action Coalition Against Corruption programme (Thai CAC) under Thai Institute of Directors (as of May 9, 2022) are categorised into: companies that have declared their intention to join CAC, and companies certified by CAC.