

Muangthai Capital

Muangthai Capital
Public Company Limited

MTC

Bloomberg
Reuters

MTC TB
MTC.BK



Preview 4Q22: Not out of the woods yet

We expect MTC to see continued deterioration in asset quality with higher credit cost, lower loan growth and falling NIM in 4Q22 and into 2023. We downgrade to Neutral and trim TP to Bt42 from Bt45 as we adjust credit cost, which cuts our 2023F earnings forecast by 5%.

Preview 4Q22F. We forecast a 9% YoY rise in 4Q22F earnings but a slip of 1% QoQ to Bt1.19bn; this gives 4% growth in 2022F earnings to Bt5.15bn. We forecast a 22 bps QoQ rise in credit cost to 3.72% in 4Q22 as its asset quality was pressured by high inflation and flooding. We expect a QoQ fall in loan growth to 6% in 4Q22 from 7% in 3Q22, translating to 2022 loan growth of 32%. Its NIM is expected to narrow 13 bps QoQ in 4Q22 due to a rise in cost of funds amidst an uptrend in interest rates. Cost to income ratio is expected to rise 22 bps QoQ (mainly from employee engagement expenses) and fall 935 bps YoY (on cost controls and rising economies of scale) to 46%.

Expect NPLs to rise more slowly in 2023. MTC expects NPLs to rise at a slower pace in 2023 as a result of a tighter credit policy since 4Q21. Its stage 2 loans inched up just 2% QoQ, much slower than the 34% QoQ in 2Q22 and 37% QoQ in 1Q22, indicating that the tighter credit policy is paying off and signaling a potential further easing in NPL inflow. NPLs were primarily motorcycle HP (just launched in 2021), which had a high NPL ratio of 8%. It expects its NPL ratio to continue rising but aims at no higher than 3% by YE2023 (vs. 2.14% at 3Q22). We forecast a 90 bps rise in credit cost to 3.5% in 2023F.

Gearing down loan growth in 2023. In 2023, MTC plans to gear down loan growth to ~20% (in line with our forecast of 24%) from 30-35% in 2022, reflecting both a larger base and tighter credit policy. This is in line with its plans to slow the addition of new branches to 600 in 2023 vs. 869 in 2022 and 915 in 2021. It had 6,668 branches at YE2022.

Falling NIM from rising cost of funds. As a result of the rising interest rate environment, we expect cost of funds to rise 19 bps in 4Q22 and 45 bps in 2023. Although MTC has room to raise lending interest rates, it prefers to keep its lending interest rates more competitive to cope with rising competition. We forecast a fall in NIM of 13 bps in 4Q22F and 36 bps in 2023F.

Downgrade to Neutral and trim TP. We downgrade to Neutral and trim TP to Bt42 (2.6x PBV or 15.5x 2023F PE) from Bt45 as we cut our 2023F by 5% after adjusting credit cost (lingering asset quality deterioration) and factor in rising competition risk. We expect 11% earnings growth in 2023.

Risks. 1) Asset quality risk from high inflation and a global economic slowdown, 2) NIM risk from rising interest rates, 3) rising competition from banks as "virtual banks" emerge over the next few years, and 4) regulatory risk.

Forecasts and valuation

Year to 31 Dec	Unit	2020	2021	2022F	2023F	2024F
Pre-provision profit	(Btmn)	6,808	6,949	9,179	11,854	14,543
Net profit	(Btmn)	5,214	4,945	5,153	5,729	6,944
PPP/share	(Bt)	3.21	3.28	4.33	5.59	6.86
EPS	(Bt)	2.46	2.33	2.43	2.70	3.28
BVPS	(Bt)	9.76	11.73	13.79	16.13	19.00
DPS	(Bt)	0.37	0.37	0.36	0.41	0.49
P/PPP	(x)	11.68	11.44	8.66	6.71	5.47
PPP growth	(%)	16.43	2.08	32.08	29.14	22.69
PER	(x)	15.25	16.08	15.43	13.88	11.45
EPS growth	(%)	23.04	(5.17)	4.22	11.17	21.22
PBV	(x)	3.84	3.20	2.72	2.33	1.97
ROE	(%)	28.45	21.71	19.05	18.06	18.65
Dividend yields	(%)	0.99	0.99	0.97	1.08	1.31

Source: InnovestX Research

Tactical: NEUTRAL

(3-month)

Stock data

Last close (Jan 31) (Bt)	37.50
Target price (Bt)	42.00
Mkt cap (Btbn)	79.50
Mkt cap (US\$mn)	2,404

Beta	M
Mkt cap (%) SET	0.39
Sector % SET	3.97
Shares issued (mn)	2,120
Par value (Bt)	1.00
12-m high / low (Bt)	60 / 32.5
Avg. daily 6m (US\$mn)	16.20
Foreign limit / actual (%)	49 / 5
Free float (%)	32.1
Dividend policy (%)	≥ 50

2022 Sustainability / 2021 ESG Score

Sustainability Index (THSI)	Included
-----------------------------	----------

ESG Bloomberg Score	47.06
Environmental Score	29.60
Social Score	30.35
Governance Score	81.10

Source: Bloomberg Finance L.P.

Share performance

(%)	1M	3M	12M
Absolute	(1.3)	1.4	(33.9)
Relative to SET	(1.5)	(1.4)	(34.3)

Source: SET, InnovestX Research

Analyst

Kittima Sattayapan, CFA

Fundamental Investment

Analyst on Securities

(66-2) 949-1003

kittima.sattayapan@scb.co.th

Value proposition

MTC is Thailand's largest micro finance service company, providing vehicle title loans (with a niche market in motorcycle title loans), land title loans, personal loans and Nano Finance primarily to low-income individuals who have no access to financial services from commercial banks but do own a vehicle and/or land that can serve as collateral. Its loan mix comprises 31% motorcycle title loans, 31% auto title loans, 11% personal loans, 10% land title loans, 5% Nano Finance loans, 5% new motorcycle hire-purchase loans, 4% tractor title loans and 2% buy-now-pay-later loans.

Business outlook

In 2023, we expect earnings to grow 11% (vs. 4% in 2022F) as we expect a good 24% loan growth to be pulled down by a 36 bps squeeze in NIM and a 90 bps rise in credit cost.

Bullish views	Bearish views
1. We expect sustainable robust loan growth from aggressive branch expansion to grasp the vast untapped market and an aggressive expansion into new motorcycle hire-purchase.	1. We expect a fall in NIM from rising price competition and cost of funds.
	2. We expect a rise in credit cost over 2022-2024 on the back of an unhealthy economy, the end of the debt relief program, a shift in loan mix to a higher-risk segment (new motorcycle hire-purchase, unsecured loans and buy-now-pay-later loans) and an aggressive loan expansion.

Key catalysts

Factor	Event	Impact	Comment
Risk to NIM	Rising bond yield and a potential hike in policy rate.	Negative	This can be mitigated by a hike in loan yield from a change in loan mix and a hike in interest rate on motorcycle title loans.
Rising competition	Commercial banks are increasingly offering title loans.	Negative	This will exert downside risk on NIM.

Sensitivity analysis

Factor	Earnings impact	TP impact
25 change in NIM	5%	Bt1/sh.
25 change in credit cost	5%	Bt1/sh.

ESG Disclosure Score

Bloomberg ESG Score	47.06 (2021)
Rank in Sector	2/40

	CG Rating 0-5	DJSI	SETTHSI	THSI
MTC	5	No	Yes	Yes

Source: Thai Institute of Directors (IOD), SET

Environmental Issue (E)

- MTC has a policy to reduce the impact arising from its operations and reduce the use of natural energy that is limited and is ready to prepare plans and measures to participate in solving the challenges of climate change.

Social Issue (S)

- MTC has a policy to budget for assistance measures and the welfare system of the government sector.
- MTC recognizes and places importance on human rights which are fundamental human rights.

Governance Issue (G)

- As of December 31, 2021, its Board of Directors had 7 members (too small, in our view). The board comprises five non-executive directors (71 % of the total number of directors).
- MTC has been assessed by MSCI on its environmental, social and corporate governance performance or ESG, at “A” level in the Consumer Finance sector for 2 consecutive years.
- On the corporate governance assessment of listed companies in the Stock Exchange of Thailand for the year 2021, it was listed as being in the “excellent” level (5 stars) for the 4th consecutive year.

ESG Disclosure Score

	2020	2021
ESG Disclosure Score	44.88	47.06
Environment	15.22	29.60
Emissions Reduction Initiatives	No	No
Climate Change Policy	Yes	Yes
GHG Scope 1	7.02	6.47
Biodiversity Policy	No	No
Energy Efficiency Policy	Yes	Yes
Total Energy Consumption	55.37	77.44
Social	31.92	30.35
Human Rights Policy	Yes	Yes
Equal Opportunity Policy	Yes	Yes
Health and Safety Policy	Yes	Yes
Fatalities - Employees	0.00	0.00
Total Recordable Incident Rate - Employees	0.99	0.05
Number of Employees - CSR	10,328	11,460
Governance	87.36	81.10
Size of the Board	8	7
Number of Board Meetings for the Year	9	8
Board Meeting Attendance Pct	96	100
Number of Female Executives	3	3
Number of Independent Directors	5	4
Board Duration (Years)	3	3

Source: Bloomberg Finance L.P.

Disclaimer

Bloomberg ESG Disclosure Scores rate companies on their level of disclosure of ESG data. Bloomberg offers four disclosure scores, for overall ESG, as well as Environmental, Social, and Governance such as energy consumption, board composition, and workforce accidents.

Company ESG reporting has evolved since our ESG Disclosure Score was originally created in 2010. In order to reflect the evolution in corporate reporting, in early 2022 Bloomberg updated its ESG disclosure scores methodology. The methodology changes were implemented for all years of data for all companies in the ESG Coverage universe.

To review the fully transparent methodology, calculate disclosure scores for any company, and compare a company's scores vs its peers, see ESG Disclosure Score Model in Bloomberg.

Financial statement

Profit and Loss Statement

FY December 31	Unit	2017	2018	2019	2020	2021	2022F	2023F	2023F
Interest & dividend income	(Btmn)	6,795	9,544	11,880	13,962	15,195	19,129	24,361	29,509
Interest expense	(Btmn)	673	1,100	1,527	1,817	2,127	2,821	4,076	5,217
Net interest income	(Btmn)	6,122	8,444	10,353	12,145	13,068	16,309	20,285	24,292
Non-interest income	(Btmn)	676	872	808	807	843	946	895	977
Non-interest expenses	(Btmn)	3,013	4,103	5,314	6,144	6,961	8,075	9,327	10,726
Earnings before tax & provision	(Btmn)	3,785	5,213	5,847	6,808	6,949	9,179	11,854	14,543
Tax	(Btmn)	605	913	1,056	1,303	1,257	1,288	1,432	1,736
Equities & minority interest	(Btmn)	0	0	0	0	0	0	0	0
Core pre-provision profit	(Btmn)	3,180	4,300	4,792	5,505	5,693	7,891	10,421	12,807
Provision	(Btmn)	679	586	554	291	748	2,737	4,693	5,863
Core net profit	(Btmn)	2,501	3,713	4,237	5,214	4,945	5,153	5,729	6,944
Extra item	(Btmn)	0	0	0	0	0	0	0	0
Net profit	(Btmn)	2,501	3,713	4,237	5,214	4,945	5,153	5,729	6,944
EPS (Bt)	(Bt)	1.18	1.75	2.00	2.46	2.33	2.43	2.70	3.28
DPS (Bt)	(Bt)	0.18	0.26	0.30	0.37	0.37	0.36	0.41	0.49

Balance Sheet

FY December 31	Unit	2017	2018	2019	2020	2021	2022F	2023F	2023F
Cash	(Btmn)	1,154	880	783	1,378	1,306	1,386	1,365	1,383
Gross loans	(Btmn)	34,897	47,245	59,434	70,013	90,613	119,946	148,202	177,504
Loan loss reserve	(Btmn)	1,171	1,499	1,715	1,328	1,832	2,927	4,804	7,149
Net loans	(Btmn)	34,452	46,548	58,623	69,640	89,981	118,219	144,598	171,555
Total assets	(Btmn)	36,953	49,146	61,872	77,222	98,390	126,991	153,647	180,932
S-T borrowings	(Btmn)	10,482	11,042	14,689	20,081	29,661	36,323	42,833	49,193
L-T borrowings	(Btmn)	16,619	24,463	29,494	34,457	41,664	59,234	74,424	89,264
Total liabilities	(Btmn)	28,010	36,847	45,900	56,540	73,521	97,754	119,454	140,654
Paid-up capital	(Btmn)	2,120	2,120	2,120	2,120	2,120	2,120	2,120	2,120
Total Equities	(Btmn)	8,943	12,299	15,972	20,682	24,869	29,237	34,193	40,278
BVPS (Bt)	(Bt)	4.22	5.80	7.53	9.76	11.73	13.79	16.13	19.00

Key Financial Ratios

FY December 31	Unit	2017	2018	2019	2020	2021	2022F	2023F	2023F
Yield on earn'g assets	(%)	23.25	23.24	22.27	21.57	18.92	18.17	18.17	18.12
Cost on int-bear'g liab	(%)	3.04	3.51	3.83	3.68	3.38	3.38	3.83	4.08
Spread	(%)	20.22	19.72	18.44	17.89	15.54	14.79	14.34	14.04
Net interest margin	(%)	20.95	20.56	19.41	18.76	16.27	15.49	15.13	14.92
Cost to income ratio	(%)	44.32	44.04	47.61	47.44	50.04	46.80	44.04	42.45
Provision expense/Total loans	(%)	2.33	1.43	1.04	0.45	0.93	2.60	3.50	3.60
NPLs/ Total Loans	(%)	1.26	1.14	1.05	1.07	1.41	2.25	2.48	2.73
LLR/NPLs	(%)	265.41	277.71	275.94	177.65	143.57	108.61	130.69	147.34
ROA	(%)	8.15	8.63	7.63	7.50	5.63	4.57	4.08	4.15
ROE	(%)	31.99	34.96	29.98	28.45	21.71	19.05	18.06	18.65
D/E	(x)	3.13	3.00	2.87	2.73	2.96	3.34	3.49	3.49

Financial statement

Profit and Loss Statement (Btmn)

FY December 31	Unit	4Q20	1Q21	2Q21	3Q21	4Q21	1Q22	2Q22	3Q22
Interest & dividend income	(Btmn)	3,690	3,585	3,684	3,844	4,082	4,285	4,617	4,959
Interest expense	(Btmn)	470	477	507	557	587	604	663	737
Net interest income	(Btmn)	3,219	3,108	3,177	3,287	3,495	3,682	3,955	4,222
Non-interest income	(Btmn)	237	282	212	190	158	183	251	262
Non-interest expenses	(Btmn)	1,599	1,502	1,657	1,780	2,023	1,963	1,946	2,008
Earnings before tax & provision	(Btmn)	1,857	1,889	1,733	1,696	1,631	1,902	2,260	2,476
Tax	(Btmn)	335	360	325	304	268	357	355	312
Equities & minority interest	(Btmn)	0	0	0	0	0	0	0	0
Core pre-provision profit	(Btmn)	1,522	1,529	1,408	1,392	1,363	1,545	1,905	2,164
Provision	(Btmn)	152	156	138	191	263	169	524	959
Core net profit	(Btmn)	1,370	1,374	1,270	1,201	1,100	1,376	1,381	1,205
Extra item	(Btmn)	0	0	0	0	0	0	0	0
Net profit	(Btmn)	1,370	1,374	1,270	1,201	1,100	1,376	1,381	1,205
EPS (Bt)	(Bt)	0.65	0.65	0.60	0.57	0.52	0.65	0.65	0.57

Balance Sheet

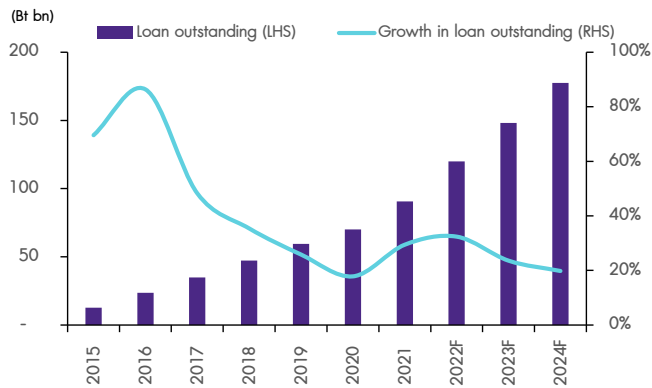
FY December 31	Unit	4Q20	1Q21	2Q21	3Q21	4Q21	1Q22	2Q22	3Q22
Cash	(Btmn)	1,378	984	1,327	1,521	1,306	1,652	2,879	3,654
Gross loans	(Btmn)	70,013	72,691	78,948	83,859	90,613	97,364	106,056	113,099
Loan loss reserve	(Btmn)	1,328	1,314	1,436	1,597	1,832	1,840	2,025	2,671
Net loans	(Btmn)	69,640	72,232	78,394	83,354	89,981	96,773	105,376	111,915
Total assets	(Btmn)	77,222	79,742	86,570	91,898	98,390	105,811	115,822	123,220
S-T borrowings	(Btmn)	20,081	18,625	21,865	26,946	29,661	31,242	33,891	30,673
L-T borrowings	(Btmn)	34,457	37,102	40,496	39,656	41,664	46,093	53,055	62,559
Total liabilities	(Btmn)	56,540	57,685	64,025	68,152	73,521	79,567	88,982	95,206
Paid-up capital	(Btmn)	2,120	2,120	2,120	2,120	2,120	2,120	2,120	2,120
Total Equities	(Btmn)	20,682	22,058	22,545	23,747	24,869	26,244	26,840	28,014
BVPS (Bt)	(Bt)	9.76	10.40	10.63	11.20	11.73	12.38	12.66	13.21

Key Financial Ratios

FY December 31	Unit	4Q20	1Q21	2Q21	3Q21	4Q21	1Q22	2Q22	3Q22
Yield on earn'g assets	(%)	21.66	20.10	19.44	18.89	18.72	18.24	18.16	18.10
Cost on int-bear'g liab	(%)	3.53	3.46	3.44	3.46	3.40	3.25	3.23	3.27
Spread	(%)	18.13	16.64	16.00	15.43	15.31	14.99	14.93	14.83
Net interest margin	(%)	18.90	17.43	16.76	16.15	16.03	15.67	15.55	15.41
Cost to income ratio	(%)	46.27	44.28	48.88	51.21	55.36	50.79	46.27	44.78
Provision expense/Total loans (%)	(%)	0.89	0.87	0.73	0.94	1.21	0.72	2.06	3.50
NPLs/ Total Loans	(%)	1.07	1.03	1.12	1.19	1.41	1.67	1.98	2.14
LLR/NPLs	(%)	177.65	175.63	162.78	160.22	143.57	112.90	96.26	110.39
ROA	(%)	7.30	7.00	6.11	5.38	4.63	5.39	4.98	4.03
ROE	(%)	27.40	25.71	22.78	20.75	18.11	21.53	20.81	17.58
D/E	(x)	2.73	2.62	2.84	2.87	2.96	3.03	3.32	3.40

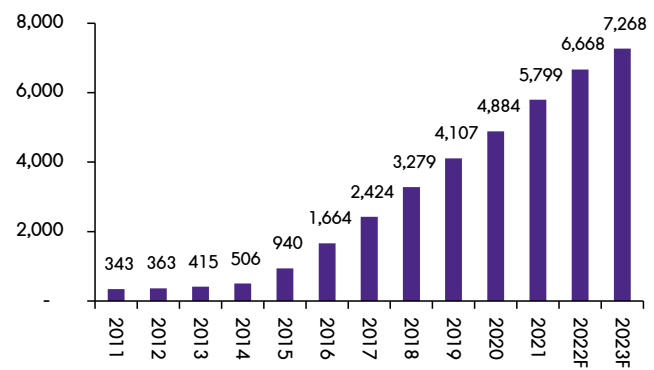
Appendix

Figure 1: Loan growth



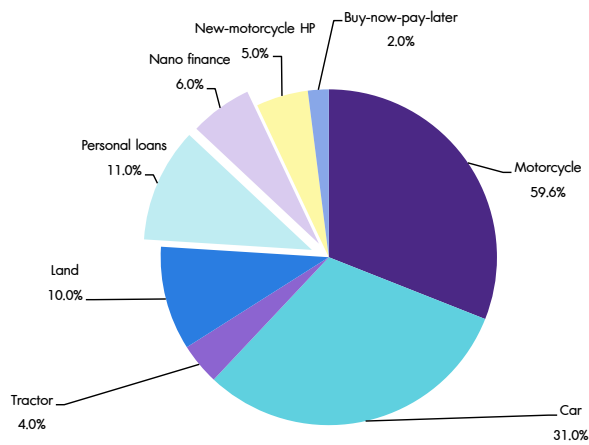
Source: MTC and InnovestX Research

Figure 2: Branches



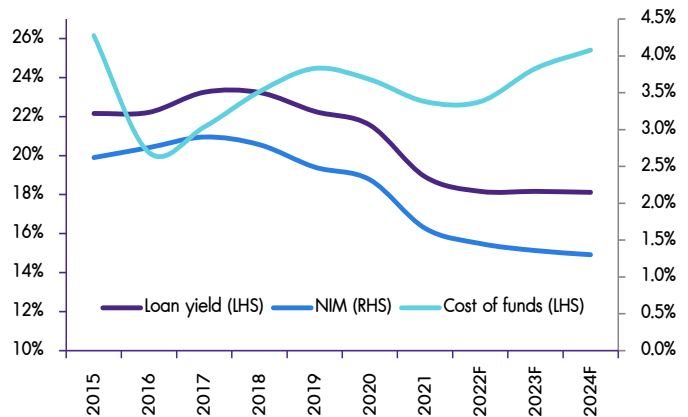
Source: MTC and InnovestX Research

Figure 3: Loan breakdown



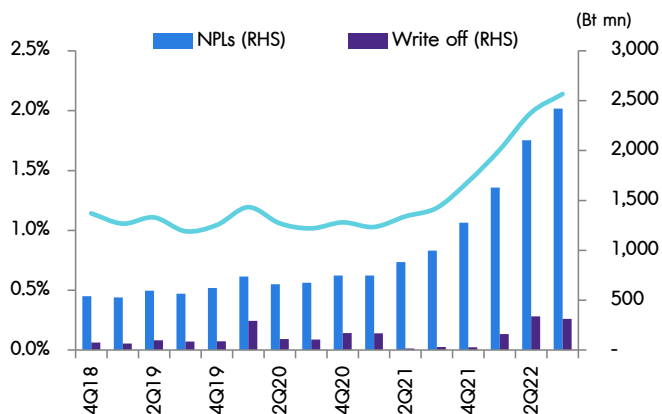
Source: MTC and InnovestX Research

Figure 4: NIM



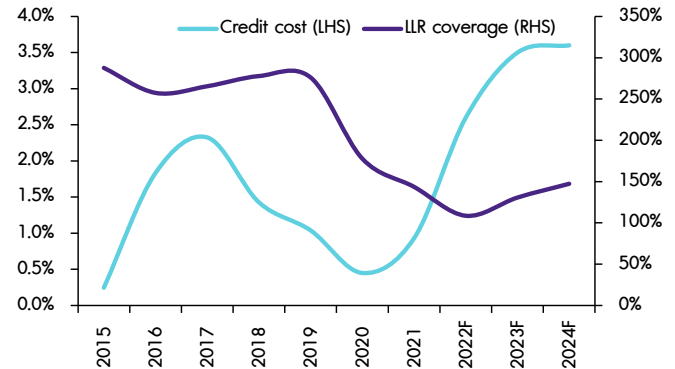
Source: MTC and InnovestX Research

Figure 5: NPLs and write off



Source: MTC and InnovestX Research

Figure 6: Credit cost and LLR coverage



Source: MTC and InnovestX Research

Figure 7: Valuation summary (price as of Jan 31, 2023)

	Rating	Price (Bt/Sh)	Target (Bt/Sh)	ETR (%)	P/E (x)			EPS growth (%)			P/BV (x)			ROE (%)			Div. Yield (%)		
					21A	22F	23F	21A	22F	23F	21A	22F	23F	21A	22F	23F	21A	22F	23F
AEONTS	Neutral	199.50	208.0	7.2	14.0	11.9	10.8	(4)	18	10	2.5	2.2	1.9	19	20	19	2.6	2.9	3.2
KTC	Underperform	56.50	52.0	(6.0)	24.8	20.6	18.9	10	20	9	5.4	4.7	4.1	24	25	23	1.8	1.9	2.1
MTC	Neutral	37.50	42.0	13.0	16.1	15.4	13.9	(5)	4	11	3.2	2.7	2.3	22	19	18	1.0	1.0	1.1
SAWAD	Neutral	53.25	48.0	(6.6)	15.5	16.7	16.7	5	(7)	(0)	3.0	2.7	2.6	20	17	16	3.4	3.3	3.3
TIDLOR	Neutral	27.75	30.0	9.7	20.3	18.8	16.1	19	8	17	2.9	2.7	2.4	19	15	16	1.0	1.6	1.9
THANI	Neutral	4.10	5.0	26.0	13.6	12.4	11.7	(8)	9	6	2.0	1.8	1.7	15	15	15	3.7	4.0	4.3
Average					17.4	16.0	14.7	3	9	9	3.2	2.8	2.5	20	19	18	2.2	2.5	2.6

Source: InnovestX Research

Disclaimer

The information in this report has been obtained from sources believed to be reliable. However, its accuracy or completeness is not guaranteed. Any opinions expressed herein reflect our judgment at this date and are subject to change without notice. This report is for information only. It is not to be construed as an offer, or solicitation of an offer to sell or buy any securities. We accept no liability for any loss arising from the use of this document. We or our associates may have an interest in the companies mentioned therein.

InnovestX Securities Company Limited ("INVX") is a wholly-owned subsidiary of The Siam Commercial Bank Public Company Limited ("SCB"). Any information related to SCB is for sector comparison purposes.

This document is prepared by InnovestX Securities Company Limited ("INVX") which is wholly-owned by The Siam Commercial Bank Public Company Limited ("SCB"). SCB acts as financial advisor of the SCG Chemicals Public Company Limited (SCGC). Any opinions, news, research, analyses, prices, statements, forecasts, projections and/or other information contained in this document (the "Information") is provided as general information purposes only and shall not be construed as individualized recommendation of an offer to buy or sell or the solicitation of an offer to buy or sell any securities. INVX and/or its directors, officers and employees shall not be liable for any direct, indirect, incidental, special or consequential loss or damage, resulting from the use of or reliance on the Information, including without limitation to, damages for loss of profits. The investors shall use the Information in association with other information and opinion, including their own judgment in making investment decision. The Information is obtained from sources believed to be reliable, and INVX cannot guarantee the accuracy, completeness and/or correctness of the Information.

This document is prepared by InnovestX Securities Company Limited ("INVX") which is wholly-owned by The Siam Commercial Bank Public Company Limited ("SCB"). SCB may be appointed to act as financial advisor in relation to transactions to be carried out by Thai Oil Company Limited. Any opinions, news, research, analyses, prices, statements, forecasts, projections and/or other information contained in this document (the "Information") is provided as general information purposes only and shall not be construed as individualized recommendation of an offer to buy or sell or the solicitation of an offer to buy or sell any securities. INVX and/or its directors, officers and employees shall not be liable for any direct, indirect, incidental, special or consequential loss or damage, resulting from the use of or reliance on the Information, including without limitation to, damages for loss of profits. The investors shall use the Information in association with other information and opinion, including their own judgment in making investment decision. The Information is obtained from sources believed to be reliable, and INVX cannot guarantee the accuracy, completeness and/or correctness of the Information.

This document is prepared by InnovestX Securities Company Limited ("INVX") which is wholly-owned by The Siam Commercial Bank Public Company Limited ("SCB"). SCB has acted as Financial Advisor, Lead Arranger of Global Power Synergy Public Company Limited. Any opinions, news, research, analyses, prices, statements, forecasts, projections and/or other information contained in this document (the "Information") is provided as general information purposes only, and shall not be construed as individualized recommendation of an offer to buy or sell or the solicitation of an offer to buy or sell any securities. INVX and/or its directors, officers and employees shall not be liable for any direct, indirect, incidental, special or consequential loss or damage, resulting from the use of or reliance on the Information, including without limitation to, damages for loss of profits. The investors shall use the Information in association with other information and opinion, including their own judgment in making investment decision. The Information is obtained from sources believed to be reliable, and INVX cannot guarantee the accuracy, completeness and/or correctness of the Information.

This document is prepared by InnovestX Securities Company Limited ("INVX") which is wholly-owned by The Siam Commercial Bank Public Company Limited ("SCB"). SCB Asset Management Company Limited ("SCBAM") which is wholly-owned by The Siam Commercial Bank Public Company Limited ("SCB"). SCB has acted as Financial Advisor of Digital Telecommunications Infrastructure Fund. SCBAM has acted as Fund Manager of Digital Telecommunications Infrastructure Fund. Any opinions, news, research, analyses, prices, statements, forecasts, projections and/or other information contained in this document (the "Information") is provided as general information purposes only, and shall not be construed as individualized recommendation of an offer to buy or sell or the solicitation of an offer to buy or sell any securities. INVX and/or its directors, officers and employees shall not be liable for any direct, indirect, incidental, special or consequential loss or damage, resulting from the use of or reliance on the Information, including without limitation to, damages for loss of profits. The investors shall use the Information in association with other information and opinion, including their own judgment in making investment decision. The Information is obtained from sources believed to be reliable, and INVX cannot guarantee the accuracy, completeness and/or correctness of the Information.

INVX reserves the right to modify the Information from time to time without notice and in its sole discretion. This document is delivered to intended recipient(s) only and is not permitted to reproduce, retransmit, disseminate, sell, distribute, republish, circulate or commercially exploit the Information in any manner without the prior written consent of INVX.

Futures and Options trading carry a high level of risk with the potential for substantial losses, and are not suitable for all persons. Before deciding to trade Futures and Options, you should carefully consider your financial position, investment objectives, level of experience, and risk appetite if Futures and Options trading are appropriate. The possibility exists that you could sustain a loss of some or all of your initial investment. You should be aware of all the risks associated with Futures and Options trading, and you are advised to rely on your own judgment while making investment decision and/or should seek advice from professional investment advisor if you have any doubts.

This document is delivered to intended recipient(s) only and is not permitted to reproduce, retransmit, disseminate, sell, distribute, republish, circulate or commercially exploit the Information in any manner without the prior written consent of INVX.

© Copyright 2022 InnovestX Securities Co., Ltd. All right reserved.

CG Rating 2022 Companies with CG Rating Companies with Excellent CG Scoring

AAY, ADVANC, AF, AH, AIRA, AJ, AKP, AKR, ALLA, ALT, AMA, AMARIN, AMATA, AMATAV, ANAN, AOT, AP, APURE, ARI, ASP, ASW, AUCT, AWC, AYUD, BAFS, BAM, BANPU, BAY, BBIK, BBK, BCP, BCPG, BDMS, BEAM, BEYOND, BGC, BGRIM, BIZ, BIK, BOL, BPP, BRR, BTS, BTW, BWG, CENTEL, CFRESH, CGH, CHEWA, CHO, CIMBT, CK, CKP, CM, CNT, COLOR, COMB, COMAN, COTTO, CPALL, CFI, CPN, CPN, CRR, CSS, DDD, DELTA, DEMORE, DOHME, DRT, DTAC, DUSIT, EA, EASTW, ECF, ECL, EE, EGCO, EPG, ETE, ETC, FN, FNS, FPI, FPT, FSMART, FVC, GC, GEL, GFPT, GGC, GLAND, GLOBAL, GPI, GPSC, GRAMMY, GULF, GUNKUL, HANA, HARN, HENG, HMPRO, ICC, ICHI, III, ILINK, ILM, IND, INTUCH, IP, IRC, IRPC, ITEL, IVL, JTS, JWD, K, KBANK, KCE, KEX, KGI, KKP, KSL, KTB, KTC, LALIN, LANNA, LHFG, LIT, LOXLEY, LPN, LRH, LST, MACO, MAJOR, MAKRO, MALEE, MBK, MC, MCOT, METCO, MFEC, MINT, MONO, MOONG, MSC, MGT, MNL, MVP, NCL, NEP, NER, NIKI, NOBLE, NSI, NVD, NYT, OISHI, OR, ORI, OSP, OTO, PAP, PAKSRO, PDG, PDJ, PG, PHOL, PLANB, PLANET, PLAT, PORT, PPS, PR9, PREB, PRG, PRM, PSH, PSL, PTG, PTT, PTTEE, PTTCG, PYLON, Q-QON, QH, QTC, RATCH, RBF, RS, S, S&J, SAAM, SABINA, SAMART, SAMTEL, SAT, SC, SCB, SCC, SCCC, SCG, SCGP, SCM, SCN, SDC, SEAFCO, SEAOL, SE-ED, SELIC, SENA, SENAJ, SGF, SHR, SICT, SIRI, SIS, SITHAI, SMPK, SNC, SONIC, SORKON, SPALI, SPI, SPRC, SPVI, SSS, SSSC, SST, STA, STEC, STGT, STI, SUN, SUSCO, SUTHA, SVI, SYMC, SYNTEC, TACC, TASCOT, TASP, TEAMG, TFMAMA, THANA, THANI, THCOM, THG:THIP, THIR, THREL, TIPCO, TISCO, TK, TKN, TKS, TKT, TMILL, TMT, TNDT, TNITY, TOA, TOP, TBM, TQM, TRC, TRUE:T, TSC, TSR, TSTE, TSTH, TTA, TTB, TTCL, TTW, TU, TVDH, TVI, TVO, TWPC, U, UAC, UBIS, UPOIC, UV, VCOM, VGI, VIH, WACOAL, WAVE, WHA, WHAUP, WICE, WINNER, XPG, ZEN

Companies with Very Good CG Scoring

ZS, 7UP, ABICO, ABM, ACE, ACG, ADB, ADD, AEONTS, AGE, AHC, AIE, AIT, ALUCON, AMANAH, AMR, APCO, APCS, AQUA, ARIN, ARROW, AS, ASAP, ASEFA, ASIA, ASIAN, ASIMAR, ASK, ASN, ATP30, B, BA, BC, BCH, BE8, BEC, SCAP, BH, BIG, BJC, BJCHI, BLA, BR, BRI, BROOK, BSM, BYD, CBG, CEN, CHARAN, CHAYO, CHG, CHOTI, CHOW, CI, CIG, CIG, CIVIL, CMC, CPL, CPW, CRANE, CRD, CSC, CSC, CP, CWT, DCC, DHOUSE, DILTO, DMT, DOD, DPAINT, DV8, EASON, EFORL, ERW, ESSO, ESTAR, FE, FLOYD, FORTH, FSS, FTE, GBX, GCAP, GENCO, GJS, GTB, GYT, HEMP, HPT, HTC, HUMAN, HYDRO, ICN, IFS, IIG, IMH, INET, INGRS, INSET, INSURE, IRCP, IT, ITD, J, JAS, JCK, JCKH, JMT, JR, KBS, KCAR, KIAT, KISS, KK, KOOL, KTIS, KUMWEL, KUN, KWC, KWM, L&E, LDC, LEO, LH, LHK, M, MATCH, MBAX, MEGA, META, MFC, MGT, MICRO, MILL, MITSIB, MK, MODERN*, MTI, NBC, NCAP, NCH, NDR, NETBAY, NEX, NINE, NATION, NNCL, NOVA, NPK, NRV, NTF, NUSA, NWR, OCC, OGC, ONEE, PACO, PATO, PB, PICO, PIMO, PIN, PJW, PL, PLE, PM, PMTA, PPP, PPM, PRAPAT, PRECHA, PRIME, PRIN, PRINC, PROEN, PROS, PROUD, PSG, PSTC, PT, PTC, QLT, RCL, RICHY, RJH, ROJNA, RRC, RT, RWI, S11, SA, SABUY, SAK, SALEE, SAMCO, SANKO, SAPPE, SAWAD, SCI, SCP, SE, SECURE, SFLEX, SFP, SFT, SGP, SIAM, SINGER, SKE, SKN, SKR, SKY, SLP, SMART, SMD, SMIT, SMT, SNNP, SNP, SO, SPA, SPC, SPCC, SR, SRICHA, SSF, SSP, STANLY, STC, STPI, SUC, SVOA, SVT, SWC, SYNEX, TAE, TAKUNI, TCC, TCMC, TFG, TFI, TFM, TGH, TIDLOR, TIGER, TIPH, TITLE, TM, TMC, TMD, TMI, TNL, TNP, TNR, TOG, TPA, TPAC, TPCS, TPIPL, TPIPP, TPLAS, TPS, TRQ, TRITN, TRT, TRU, TRV, TSE, TVT, TWP, UBE, UEC, UKEM, UMI, UOBKH, UP, UPF, UTP, VIBHA, VL, VPO, VRANDA, WGE, WIKI, WIN, WINMED, WORK, WY, XO, YUASA, ZIGA

Companies with Good CG Scoring

A, A5, AI, ALL, ALPHAX, AMC, APP, AQ, AU, B52, BEAUTY, BGT, BLAND, BM, BROCK, BSBM, BTNC, CAZ, CCP, CGD, CMAN, CMO, CMR;CPANEL, CPT, CSR, CTW, D, DCON, EKH, EMC, EP, EVER, F&D, FMT, GIFT, GLOCON, GLORY, GREEN, GSC, HL, HTECH, IHL, INOX, JAK, JMART, JSP;JUBILE, KASET, KCM, KWI, KYE, LEE, LPH, MATI, M-CHAI, MCS, MDX, MENA, MJD, MORE, MPIC, MUD, NC, NEWS, NFC, NSL, NV, PAF, PEACE, PF, PK, PPM, PRAKIT, PTL, RAM, ROCK, RP, RPH, RSP, SIMAT, SISB, SK, SOLAR, SPACK, SPG, SQ, STARK, STECH, SUPER, SVH, PTECH, TC;TCCC, TCJ, TEAM, THE, THMUI, TKC;TNH, TNPC, TOPP, TPCH, TPOLY, TRUBB, TTI, TYCN, UMS, UNIQ;UPA, UREKA, VARO, W, WFX, WPH, YGG

Corporate Governance Report

The material contained in this publication is for general information only and is not intended as advice on any of the matters discussed herein. Readers and others should perform their own independent analysis as to the accuracy or completeness or legality of such information. The Thai Institute of Directors, its officers, the authors and editor make no representation or warranty as to the accuracy, completeness or legality of any of the information contained herein. By accepting this document, each recipient agrees that the Thai Institute of Directors Association, its officers, the authors and editor shall not have any liability for any information contained in, or for any omission from, this publication.

The survey result is as of the date appearing in the Corporate Governance Report of Thai Listed Companies. As a result, the survey result may be changed after that

date. InnovestX Securities Company Limited does not conform nor certify the accuracy of such survey result.

To recognize well performers, the list of companies attaining “Good”, “Very Good” and “Excellent” levels of recognition (Not including listed companies qualified in the “no announcement of the results” clause from 1 January 2021 to 27 October 2022) is publicized.

* บริษัทหรือกรรมการหรือผู้บริหารของบริษัทที่มีส่วนดำเนินการกำกับดูแลกิจการ เช่น การกระทำผิดเกี่ยวกับหลักทรัพย์ การทุจริต คอร์รัปชัน เป็นต้น ซึ่งการใช้ข้อมูล CGR ควรตระหนักถึงข้อดังกล่าวประกอบด้วย

Anti-corruption Progress Indicator

Certified (ได้รับการรับรอง)

2S, 7UP, ADVANC, AF, AI, AIE, AIRA, AJ, AKP, AMA, AMANAH, AMATA, AMATAV, AP, APCS, AS, ASIAN, ASK, ASP, AWC, AYUD, B, BAFS, BAM, BANPU, BAY, BBL, BCH, BCP, BCPG, BE8, BEC, BEYOND, BGC, BGIRM, BKI, BLA, BPP, BROOK, BRR, BSBM, BTS, BWG, CEN, CENTEL, CFRESH, CGH, CHEWA, CHOTI, CHOW, CIG, CIMBT, CM, CMC, COM7, COTTO, CPALL, CPL, CPI, CPN, CRC, CSC, DCC, DELTA, DEMCO, DIMET, DRT, DTAC, DUSIT, EA, EASTW, EGCO, EP, EFG, ERW, ESTAR, ETE, FE, FNS, FPI, FPT, FSMART, FSS, FTE, GBX, GC, GCAP, GEL, GFPT, GGC, GJS, GPI, GPSC, GSTEEL, GULF, GUNKUL, HANA, HARN, HEMP, HENG, HMPRO, HTC, ICC, ICHI, IFS, III, ILINK, INET, INSURE, INTUCH, IRC, IRPC, ITCL, IVL, JKN, JR, K, KASET, KBANK, KBS, KCAR, KCE, KGI, KKP, KSL, KTB, KTC, KWI, & LBS, LANNA, LH, LHFG, LHK, LPN, LRH, M, MAJOR, MAKRO, MALEE, MATCH, MBAX, MBK, MK, MCO, META, MF, MFEC, MILL, MINT, MONO, MOONG, MSC, MST, MTC, MTI, N&C, N&E, NPK, NIOBE, NOK, NNI, NWR, OCC, OGC, ORI, PAP, PATO, PB, PCSGH, PDG, PDJ, PG, PHOL, PK, PL, PLANB, PLANET, PLAT, PM, PPP, PPPM, PPS, PR9, PREB, PRG, PRINC, PRM, PROS, PSH, PSL, PSTC, PT, PTG, PTT, PTTEP, PTTGC, PYLON, Q-CON, QH, QLT, QTC, RATCH, RML, RWI, S&J, SAAM, SABINA, SAPPE, SAT, SC, SCB, SCC, SCCC, SCG, SCGP, SCM, SCN, SEAOL, SE-ED, SELIC, SENA, SGP, SINGER, SIRI, SITHAI, SKR, SMIT, SMK, SPMC, SNC, SNP, SORKON, SPACK, SPALI, SPC, SPI, SPRC, SRICHA, SSF, SSP, SSSC, SST, STA, STGT, STOWER, SUSCO, SUI, SYMC, SYNTAC, TAE, TAKUNI, TASCO, TCAP, TCMC, TFG, TFI, TFMAMA, TGH, THANI, THCOM, THIP, THRE, THREL, TIDLO, TIPCO, TISCO, TKS, TKT, TMILL, TMT, TNITY, TNL, TNP, TNR, TOG, TOP, TOPP, TPA, TPSC, TPP, TRU, TRUE, TS, TSTE, TSTH, TTA, TTB, TTCL, TU, TVDH, TVI, TVO, TWPC, U, UBE, UBIS, UEC, UKEM, UOBKH, UPF, UV, VGI, VIH, WAOAL, WHA, WHAPP, WICF, WIIX, XU, YUASA, ZFN, ZIGA

Declared (ประกาศเจตนาแนบ)

AH, ALT, APCO, ASW, B52, CHG, CI, CPR, CPW, DDD, DHOUSE, DOHOME, ECF, EKH, ETC, EVER, FLOYD, GLOBAL, ILM, INOX, J, JMART, JMT, JTS, KEX, KUMWEL, LDC, MEGA, NCAP, NOVA, NRF, NUSA, OR, PIMO, PLE, RS, SAK, SIS, SSS, STECH, SUPER, SVT, TKN, TMD, TMI, TOM, TRT, TSI, VARO, VCOM, VIBHA, W, WIN

N/A

24CS, 3K-BAT, A, A5, AAI, AAV, ABICO, ABNI, ACAP, ACC, ACE, ACG, ADB, ADD, AEONTS, AFC, AGE, AHC, AIT, AJA, AKR, ALL, ALLA, ALPHAX, ALUCON, AMARC, AMARIN, AMC, AMR, ANAN, AOT, APE, APP, APURE, AQ, AQUA, ARIN, ARIP, ARROW, ASAP, ASEFA, ASIA, ASIMAS, ASN, ATP30, AU, AUCT, AURA, BA, BBGI, BBIK, BC, BCT, BDMS, BEAUTY, BEM, BGT, BH, BIG, BIOTECH, BIS, BJ, BJC, BJCHI, BKD, BLAND, BLESS, BLISS, BM, BO, BR, BRI, BROCK, BSM, BTG, BTNC, BTW, BUI, BYD, CAZ, CBG, CCET, CCP, CEYE, CGD, CH, CHARAN, CHAYO, CHIC, CHO, CITY, CIVIL, CK, CKP, CMAN, CMO, CMR, CNT, COLOR, COMAN, CPANEL, CPH, CPT, CRANE, CRD, CSP, CSR, CSS, CTW, CV, CWT, D, DCON, DITTO, DMT, DOD, DPAINT, DTCENT, DTCI, DV8, EASON, ECL, EF, EFORL, EMC, ESSO, F&D, FANCY, FMT, FN, FORTH, FTV, GENCO, GIFT, GL, GLAND, GLOCON, GLORY, GRAMMY, GRAND, GREEN, GSC, GTB, GYF, HFT, HL, HPT, HTECH, HUMAN, HYDRO, ICN, IFEC, IHL, IIG, IMH, IND, INGRS, INSET, IP, IRCP, IT, ITC, ITDS, JAK, JAS, JCK, JCKH, JCT, JDF, JSP, JUBILE, JWD, KAMART, KC, KCC, KCM, KDH, KIAT, KISS, KJL, KK, KKC, KLINIQ, KOOL, KTIS, KTMG, KUN, KWC, KWM, KYE, LALIN, LEE, LEO, LIT, LOXLEY, LPH, LST, MACO, MANRIN, MASTER, MATI, MAX, M-CHAI, MCS, MDX, MENA, METCO, MGT, MICRO, MIDA, MITSUB, MJD, ML, MOSHI, MODERN, MORE, MPIC, MTW, MUD, MVP, NATION, NC, NCH, NCL, NDR, NER, NETBAY, NEW, NEWS, NEX, NNCL, NPK, NSL, NTV, NV, NVD, NYT, OHTL, OISHI, ONEE, OSP, OTD, PACE, PACO, PAF, PCC, PEACE, PERM, PF, PICO, PIN, PJW, PLUS, PMTA, POLAR, POLY, POMPU, PORT, POST, PPM, PRAKIT, PRAPAT, PRECHA, PRI, PRIME, PRIN, PRO, PROEN, PROUD, PSG, PTC, PTECH, PTL, RAM, RBF, RCL, RICHY, RJH, ROCK, ROH, ROJNA, RP, RPC, RPH, RSP, RT, S, S11, SA, SABUY, SAF, SAFARI, SALEE, SAM, SAMART, SAMCO, SAMTEL, SANKO SAUCE, SAWAD, SAWANG, SCAP, SCI, SCP, SDC, SE, SEAFCO, SECURE, SENAJ, SFLEX, SFP, SFT, SGC, SGF, SHANG, SHR, SIAM, SICT, SIMAT, SISB, SK, SKE, SKN, SKY, SLM, SLP, SM, SMART, SMD, SMT, SNPN, SO, SOLAR, SONIC, SPA, SPCG, SPV, SPVI, SQ, SR, SSC, STANLY, STARK, STC, STEC, STHAI, STI, STP, STPI, SUL, SUN, SUTHA, SVH, SVOA, SWC, SYNEX, TACC, TAPAC, TC, TCC, TCCC, TCJ, TCOAT, TEAM, TEAMG, TEGH, TEKA, TFM, TGE, TGPRO, TH, THAI, THANA, THG, THG, THL, THMUU, TIGER, TIPH, TITLE, TK, TKC, TLI, TM, TMC, TMW, TNDT, TNH, TNPC, TOA, TPAC, TPBI, TPCH, TPIPL, TPIPP, TPLAS, TPOLY, TPS, TQR, TR, TRC, TRITN, TRUBB, TRV, TSE, TSF, TSR, TTI, TTT, TTW, TVT, TWP, TWZ, TYCN, XAC, UBA, UMI, UMS, UNIQ, UP, UPA, UPOIC, UREKA, UTP, UVAN, VL, VNG, VPO, VRANDA, WARRIX, WAVE, WFX, WGE, WINMED, WINNER, WORK, WORLD, WP, WPH, YPG, YGG, YONG

Explanations

Companies participating in Thailand's Private Sector Collective Action Coalition Against Corruption programme (Thai CAC) under Thai Institute of Directors (as of July 7, 2022) are categorised into: companies that have declared their intention to join CAC, and companies certified by CAC.