

สวัสดี ตอนเช้า

Market today

“Recovery limited.”

Even though sentiment is positive from the progress on raising the US debt ceiling, the possible stop in raising interest rate by the Fed at the Jun 13-14 meeting and a recovery in oil price, technical indicators are poor, limiting recovery to resistances of 1,535 and 1,545; supports are at 1,518 and 1,510.

Today's highlights

- The US Senate is considering the US debt ceiling bill. If the Senate approves, the bill will be passed to the president to sign and take effect before the Jun 5 deadline, allowing the US to survive a historic default on debt payments.
- Some Fed officials support a suspension in raising interest rate at the Jun 13-14 meeting. FedWatch Tool sees a 70.4% probability the Fed will keep interest rate at 5.00-5.25%, with a 29.6% probability it will raise rate by 25bps to 5.25-5.50%.
- US ADP nonfarm employment increased by 278,000 in May, higher than the 180,000 expected; the ISM manufacturing PMI in May fell to 46.9, lower than the 47.0 expected, from 47.1 in May.
- The EIA reported an increase in US crude oil inventory last week of 4.5mn bbl rather than the expected decline of 3.4mn bbl.
- Steel price has declined as China has excess steel from the property sector, with demand slowing. It is thus possible that China will export steel, affecting steel manufacturers around the world, including Thailand.
- The FTI forecasts 60,000 newly registered 100% electric cars (BEV) in 2023, with more than 10,000 units from China. Registrations of BEV's grew 320% in Apr.

Strategy today

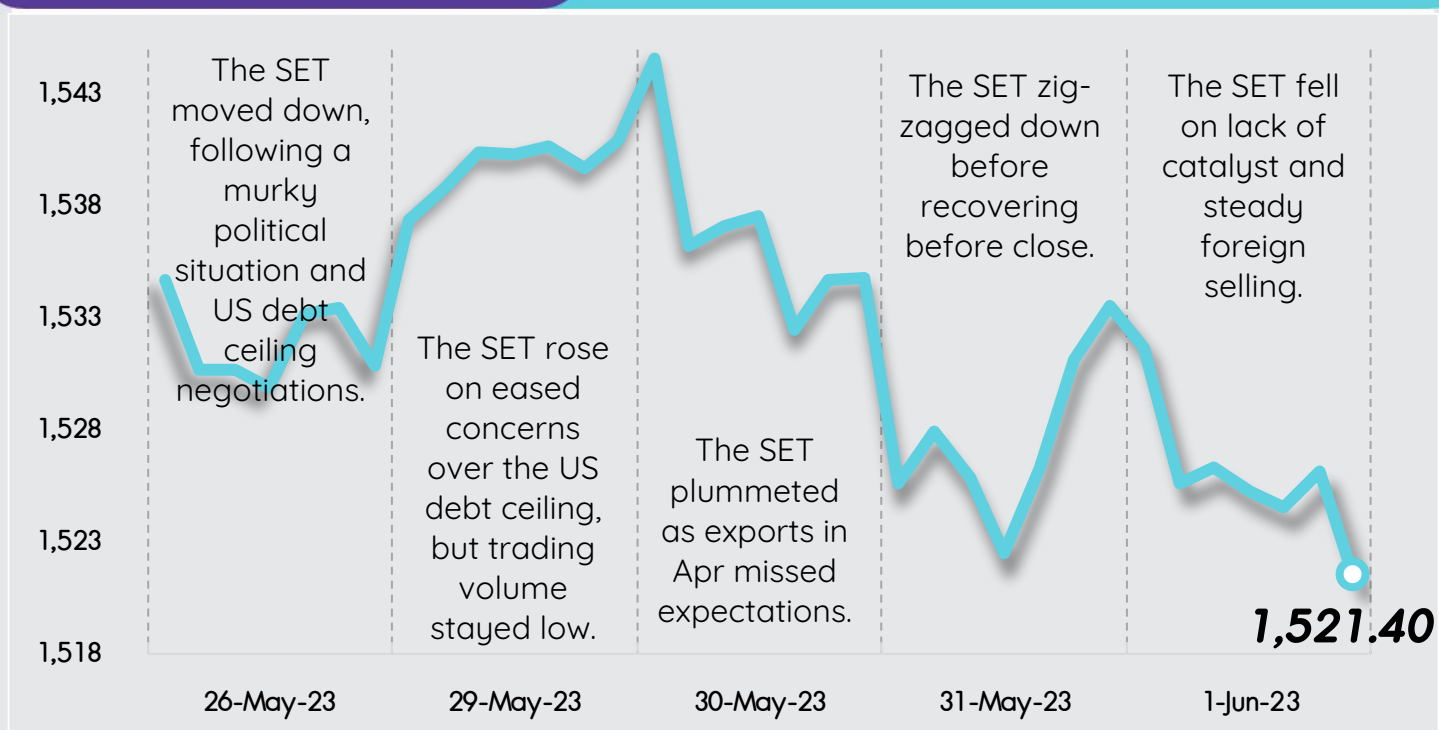
The SET is expected to be range-bound, despite a deal for the US debt ceiling, sentimentally positive for the Thai market. The MPC meeting is expected to raise interest rate by 25bps. However, upside is seen as limited as the market prefers to stay sidelined until the new government is formed and appears stable. It also anticipates a slowdown in Europe's economy. Therefore, we recommend “Selective Buy”.

Daily report

Friday, June 2, 2023

Support - Resistances

1518/1510 – 1535/1545



Trading today

Weekly portfolio: Even though in the short term the SET will get positive sentiment from the conclusion of the US debt negotiations, upside is still limited as many risks remain. We recommend “selective buy” in themes with positive drivers:

- 1) Stocks that are affected little by the 23-policy MoU signed by the eight coalition parties – BBL, KTB, KBANK, HMPRO, GLOBAL, BCH, CHG, SPRC, STANLY, AH, ONEE, HTC and TNP.
- 2) Stocks for which InvX Research has upgraded its rating or raised target prices – KKP, BJC and OSP.
- 3) For investors who can take high risk and want to undertake short-term speculation on the conclusion of US debt negotiations – DELTA, PTTEP and BCP

In the short term we recommend avoiding investment in 1) power plants and PTT group stocks as there is risk of a change in the energy price structure in the new government's policies, 2) stocks expected to be significantly affected by the new government's promise to raise the minimum wage: logistics (KEX), food (CPF, ZEN, GFPT, TU, AU and CENTEL), property (LPN, PSH, SIRI, QH and AP) and electronic components (HANA and KCE), and 3) stocks whose prices have already moved above pre-COVID period and we have tagged as underperform (AAV, SAWAD, MST and NRF).

Daily focus

KBANK: The bank will benefit from the coalition's MoU, as it contains a promise to help SMEs grow. 2023 profit is expected to grow 8% off loan growth of 5%, NIM expansion of 16bps, with stable credit cost, non-NII and cost to income ratio.

BCP: 2023 profit is expected to grow YoY on less inventory loss and less risk on hedging contracts. There is also a positive from the purchase of ESSO to expand the oil business, which will help accelerate business expansion.



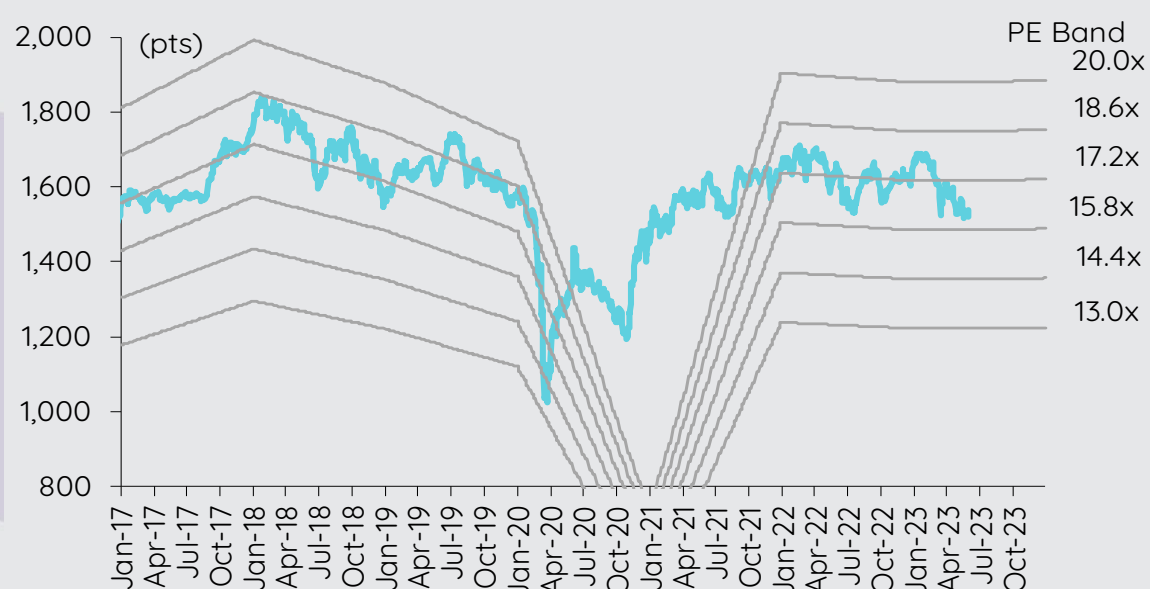
Today's reports

BTS - No catalyst

What to watch

Date	Event
30 May	Economic release: JP - Prelim industrial production for Apr, retail sales for Apr, US - CB consumer confidence for May
31 May	Economic release: JP - Unemployment rate for Apr, CN - Manufacturing and non-manufacturing PMI for May, US - JOLTS job openings for Apr Event: BoT's MPC meeting
1 Jun	Economic release: JP/EU - Final manufacturing PMI for May, JP - Consumer confidence for May, EU - CPI flash estimate for May, unemployment rate for Apr, US - ADP non-farm employment change, unemployment claims, ISM manufacturing PMI for May, crude oil inventories Event: Effective date of May 2023 quarterly MSCI index review
2 Jun	Economic release: US - Average hourly earnings, non-farm employment change and unemployment rate for May

SET Index movement



See the end of this report for disclaimer

SET Index series

Index	1 Jun (pts)	Chg (pts)	Chg (%)	Value (Btmn)
SET	1,521.40	(12.14)	(0.79)	48,244.01
SET50	917.28	(7.37)	(0.80)	29,161.69
SET100	2,043.83	(16.04)	(0.78)	35,214.55
sSET	985.90	(9.97)	(1.00)	1,976.12
SETCLMV	860.36	(4.34)	(0.50)	16,321.94
SETHD	1,126.77	(2.41)	(0.21)	10,209.54
SETTHSI	972.21	(7.03)	(0.72)	31,124.72
SETWB	928.88	(4.41)	(0.47)	8,631.77
mai	483.78	(5.97)	(1.22)	2,002.74

Trading summary by investor type

(Btmn)	1 Jun	WTD	MTD	YTD
Foreign				
Net	(3,891)	(9,217)	(3,891)	(101,928)
Breakdown (%)	53.42	61.44	53.42	52.24
Institution				
Net	(561)	3,256	(561)	35,850
Breakdown (%)	8.05	8.08	8.05	8.30
PropTrade				
Net	(7)	(209)	(7)	(5,399)
Breakdown (%)	6.16	5.58	6.16	7.33
Individual				
Net	4,459	6,170	4,459	71,477
Breakdown (%)	32.36	24.90	32.36	32.13

% of total trade value for each investor type

S50 futures trading by foreign investors















(Contract)	1-Jun	WTD	MTD	YTD
Foreign	(12,833)	(20,406)	(27,754)	(213,198)
Institution	5,441	4,125	17,000	54,640
Customer	7,392	16,281	10,754	158,558

Bond trading by foreign investors

(Btmn)	1-Jun	WTD	MTD	YTD
Buy	5,618	17,353	136,844	536,357
Sell	7,687	22,273	116,028	513,542
Net	-2,069	-4,921	20,816	22,815

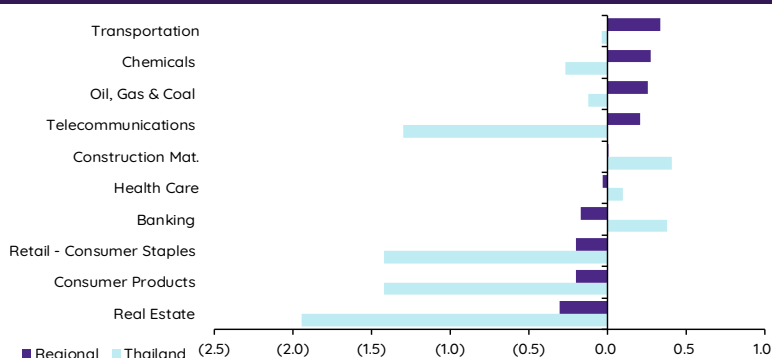
Market update

Global market movement

	1-Jun	Index	Chg (pts)	Performance (%)				PE (x)		EPS gth (%)		PBV (x)		ROE (%)	
				1D	WTD	MTD	YTD	23F	24F	23F	24F	23F	24F	23F	24F
S&P 500		4,221	41.19	1.0	0.4	1.2	9.9	19.1	17.5	(1.4)	9.5	3.8	3.5	18.2	18.6
Euro Stoxx 600		455	3.51	0.8	(1.3)	(2.4)	7.2	12.7	12.1	3.0	5.4	1.7	1.7	13.0	13.2
Japan		31,148	260.13	0.8	0.7	7.9	19.4	20.2	17.6	7.8	14.8	1.7	1.6	8.2	8.9
Hang Seng		18,217	(17.36)	(0.1)	(2.8)	(8.4)	(7.9)	8.8	8.1	11.4	9.2	1.0	0.9	10.8	10.9
MSCI Asia x J		617	0.00	0.0	(1.2)	(2.1)	(0.3)	13.8	11.4	(0.9)	20.9	1.4	1.3	10.0	11.2
Philippines		6,431	(46.78)	(0.7)	(1.5)	(2.9)	(2.1)	12.0	10.8	14.0	11.5	1.4	1.2	11.5	11.5
Indonesia		6,633	0.00	0.0	(0.8)	(4.1)	(3.2)	13.8	12.6	2.1	9.4	1.8	1.7	13.2	13.1
Malaysia		1,383	(4.11)	(0.3)	(1.4)	(2.3)	(7.5)	13.3	12.3	9.8	8.1	1.2	1.2	9.3	9.6
Thailand		1,521	(12.14)	(0.8)	(0.6)	(0.5)	(8.8)	16.1	14.3	0.2	13.0	1.4	1.4	9.1	10.2
Asean 4 - simple avg.				(0.5)	(1.1)	(2.5)	(5.4)	13.8	12.5	6.5	10.5	1.5	1.4	10.8	11.1
China		3,205	0.07	0.0	(0.2)	(3.6)	3.7	11.1	9.7	24.5	14.7	1.3	1.1	11.5	11.9
India		62,429	(193.70)	(0.3)	(0.1)	2.2	2.6	20.4	17.4	21.1	17.2	3.2	2.8	15.1	15.7
Singapore		3,166	7.50	0.2	(1.3)	(3.2)	(2.6)	10.4	10.0	22.7	3.3	1.0	1.0	9.9	9.9
Taiwan		16,513	(66.31)	(0.4)	0.0	6.0	16.8	17.4	14.1	(30.5)	23.5	2.1	1.9	11.9	13.4
Korea		2,569	(7.95)	(0.3)	0.4	2.7	14.9	15.1	10.1	(25.9)	50.3	1.0	0.9	6.3	8.9
Others				(0.2)	(0.2)	0.8	7.1	14.9	12.3	2.4	21.8	1.7	1.5	10.9	12.0

Regional sector movement

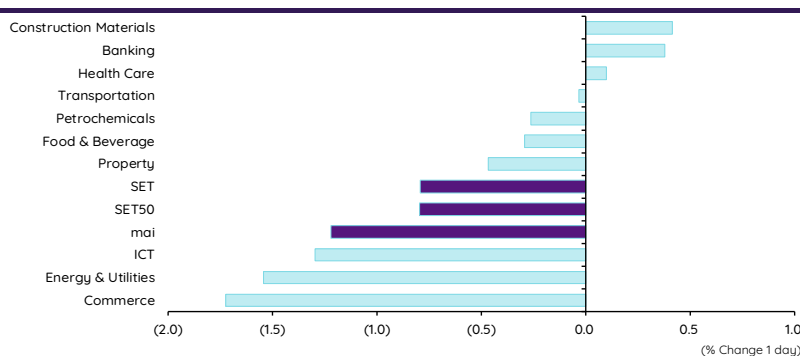
	Price performance (%) *			
	1-Jun	WoW	MoM	YTD
Banking	(0.17)	(0.50)	(0.99)	(2.68)
Chemicals	0.28	(1.03)	(3.69)	0.79
Construction Mat.	0.01	(0.79)	7.85	10.32
Consumer Products	(0.20)	(1.47)	(4.43)	(5.03)
Health Care	(0.03)	0.27	(2.91)	(1.16)
Oil, Gas & Coal	0.26	(0.84)	(3.58)	(4.60)
Real Estate	(0.30)	(2.43)	(8.60)	(14.04)
Retail - Consumer Staples	(0.20)	(1.47)	(4.43)	(5.03)
Telecommunications	0.21	1.17	(1.80)	5.07
Transportation	0.34	(0.16)	(2.90)	(3.03)



* Regional sector price performances (%) are based on US\$ and Thai sector price performances (%) are based on baht

Thailand sector movement

	Price performance (%)			
	1-Jun	WoW	MTD	YTD
Banking	0.38	0.39	0.38	0.36
Commerce	(1.72)	(1.18)	(1.72)	(7.07)
Construction Materials	0.41	(1.61)	0.41	(7.77)
Energy & Utilities	(1.54)	(3.89)	(1.54)	(18.31)
Food & Beverage	(0.29)	(1.38)	(0.29)	(9.16)
Health Care	0.10	0.20	0.10	(2.97)
ICT	(1.30)	(0.30)	(1.30)	(5.74)
Petrochemicals	(0.26)	(2.24)	(0.26)	(20.19)
Property	(0.47)	(1.45)	(0.47)	(9.95)
Transportation	(0.03)	(0.11)	(0.03)	(8.99)
SET	(0.79)	(0.91)	(0.79)	(8.83)
SET50	(0.80)	(1.25)	(0.80)	(8.75)
MAI	(1.22)	(0.24)	(1.22)	(17.18)



10 Most active stocks by value

Stock	Price (Bt)	Value (Btmn)	Chg (%)
DELTA	98.00	2,248.82	(1.01)
CPALL	63.25	1,908.67	(0.78)
MAKRO	38.25	1,655.82	(5.56)
GULF	47.00	1,510.61	(3.59)
KBANK	129.00	1,249.17	(0.39)
PTTEP	139.00	1,170.57	(0.36)
AOT	70.75	1,160.05	-
STARK	0.18	1,110.56	(92.44)
EA	60.75	1,134.47	(6.54)
BDMS	28.25	968.69	-

Top 10 gainers

Stock	Price (Bt)	Value (Btmn)	Chg (%)
DTCI	55.75	6.91	30.41
NEW	132.50	0.38	29.90
BTNC	58.00	73.11	21.47
M-STOR	7.70	0.02	16.67
SDC	0.10	0.52	11.11
KC	0.11	1.03	10.00
PMTA	9.75	0.01	7.73
NC	11.30	216.25	7.62
TRITN	0.15	1.57	7.14
RBF	10.80	240.38	6.93

Top 10 losers

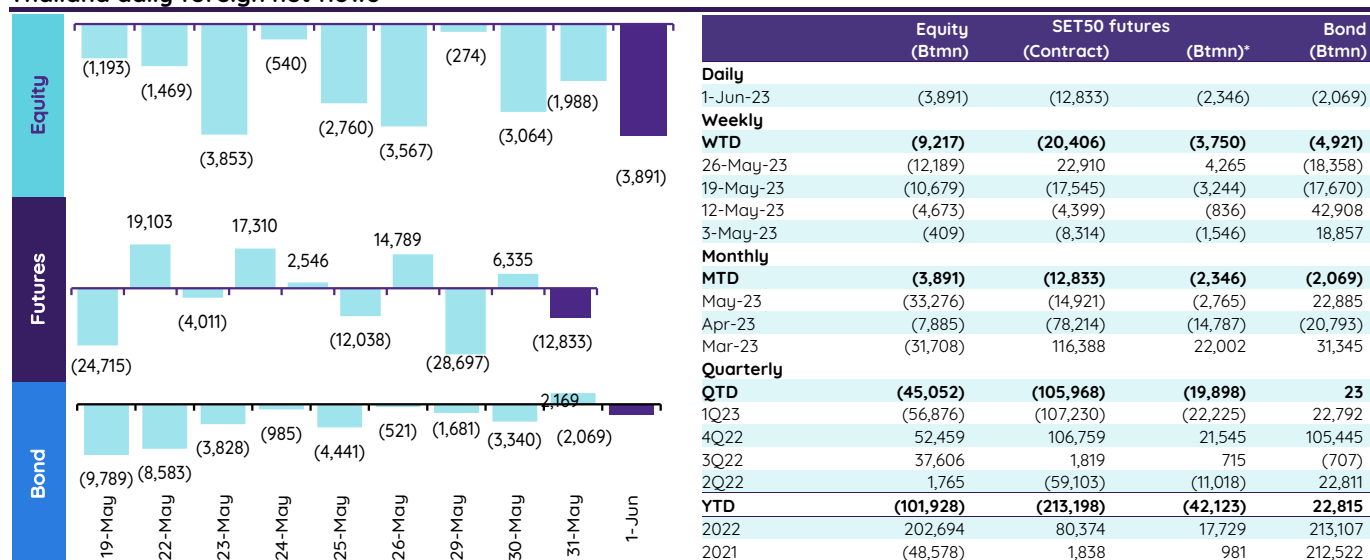
Stock	Price (Bt)	Value (Btmn)	Chg (%)
STARK	0.18	1,110.56	(92.44)
TWZ	0.05	1.59	(16.67)
Q-CON	14.50	73.57	(10.49)
PPPM	0.09	0.28	(10.00)
SPACK	2.42	4.85	(9.70)
HTC	38.50	107.87	(8.33)
TFI	0.11	0.21	(8.33)
GEL	0.24	1.39	(7.69)
TEAM	6.20	26.29	(7.46)
MPIC	2.54	109.71	(7.30)

Fund flow monitor

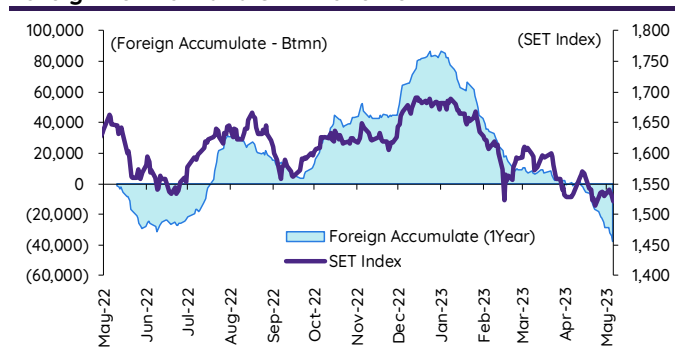
Regional foreign fund flows to equity

(US\$ Mn)	Thailand	Indonesia	Philippines	Malaysia	Vietnam	India	Taiwan	South Korea	Japan
Daily									
1-Jun-23	(113)		(8)		(5)		(149)	42	
31-May-23	(57)	92	(74)	(43)	(19)	464	257	277	
30-May-23	(88)	29	(2)	(25)	(22)	295	224	598	
29-May-23	(8)	(28)	3	(17)	5	277	1,040		
26-May-23	(103)	30	(5)	9	(14)	216	1,384	673	2,697
Weekly									
WTD	(266)	93	(81)	(85)	(41)	1,037	1,372	917	2,697
26-May-23	(352)	146	43	(13)	(101)	895	2,279	1,066	2,697
19-May-23	(312)	60	4	(47)	33	845	2,316	1,102	6,287
12-May-23	(138)	(140)	(12)	(10)	(6)	1,225	(470)	(31)	5,957
5-May-23	(12)	(50)	(43)	(5)	(21)	1,007	(442)	102	2,769
Monthly									
MTD	(113)	0	(8)	0	(5)	0	(149)	42	0
May-23	(967)	109	(81)	(159)	(131)	5,008	5,205	3,114	17,709
Apr-23	(231)	828	34	(56)	(118)	1,923	(2,553)	616	34,505
Mar-23	(792)	272	(498)	(301)	117	1,816	(30)	(689)	(21,946)
YTD	(2,831)	1,383	(573)	(638)	(2)	4,449	10,474	9,242	31,673

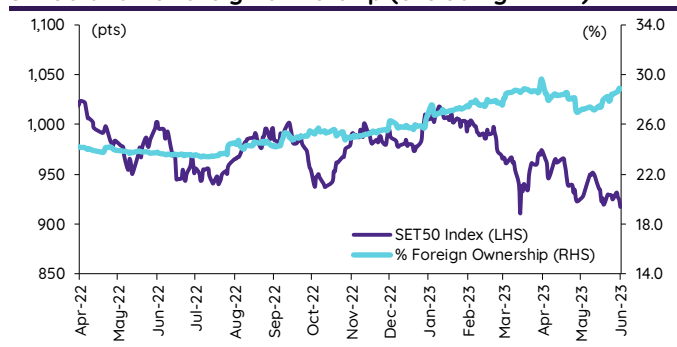
Thailand daily foreign net flows



Foreign net flow and SET movement



SET50 and its foreign ownership (excluding NVDR)



Foreign buy/sell activity monitor

Most foreign holding value change

	Fgn hld (%)	Δ Fgn (M.shares)	Buy* (Btmn)
DELTA	94.66	7.64	749
SCB	18.68	5.26	548
BDMS	22.33	18.15	513
TU	25.87	29.21	421
AOT	8.69	5.29	374
MTC	4.17	7.64	311
BBL	28.33	1.85	301
CPF	25.05	8.04	161
INTUCH	30.40	2.12	156
JMT	4.88	2.92	124

Top-5 NVDR net buy/sell

	Fgn hld (%)	Δ Fgn (M.shares)	Sell* (Btmn)	Buy* (Btmn)	Sell* (Btmn)
KBANK	44.20	(3.12)	(402)	235	(475)
BH	32.28	(0.76)	(173)	105	(343)
KBANK	44.20	(3.12)	(402)	101	(253)
GPSC	2.63	(1.48)	(83)	94	(202)
BCH	4.80	(3.03)	(55)	88	(175)
HMPRO	15.12	(2.17)	(30)	83	(172)
BEM	8.38	(1.60)	(13)	61	(141)
SCGP	4.53	(0.21)	(8)	45	(138)
PSL	22.18	(0.86)	(8)	44	(123)
PTT	7.49	(0.25)	(8)	42	(119)
MAKRO				235	(475)
DELTA				105	(343)
CPALL				101	(253)
TTB				94	(202)
CRC				88	(175)
SCGP				83	(172)
TIDLOR				61	(141)
ADVANC				45	(138)
BVG				44	(123)
WHA				42	(119)

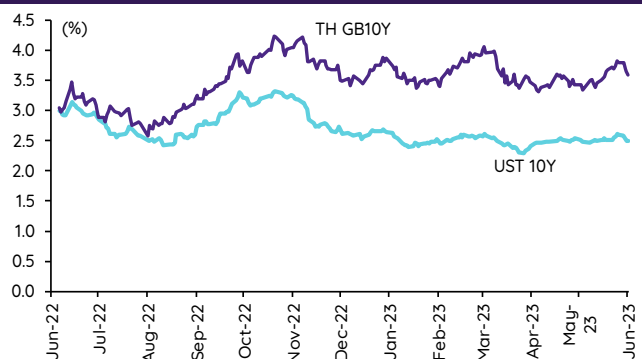
* InnovestX Research estimates

Multi-asset price update

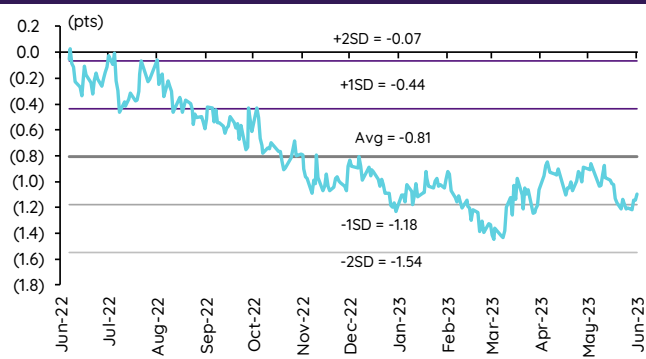
Key indicator update

	Close	1-Jun	WoW	MoM	YoY	YTD
Financial market condition						
VIX Index	15.65	(12.76)	(18.23)	(11.98)	(39.08)	(27.78)
Europe CDS (bps)	80.425	(1.37)	(3.00)	(5.62)	(8.36)	(10.19)
LIBOR OIS Spread (bps)	0.29891	2.25	10.15	3.21	15.77	13.59
TED Spread (bps)	0.1735	4.52	(0.78)	(5.63)	(33.67)	(25.09)
Exchange rate						
Dollar Index	103.56	(0.64)	(0.63)	1.59	0.99	0.06
USD/THB	34.56	(0.03)	(0.33)	1.54	0.63	0.18
EUR/USD	1.08	0.67	0.31	(2.23)	1.01	0.50
USD/JPY	138.80	(0.36)	(0.87)	1.65	6.66	5.87
Bond: (Change in basis points)						
TH Gov Bond 2Y	2.09%	0.01	(2.08)	18.73	50.61	46.15
TH Gov Bond 10Y	2.50%	(0.01)	(10.68)	(1.69)	(45.42)	(14.23)
US Gov Bond 2Y	4.34%	(9.92)	(17.56)	36.71	168.90	(9.13)
US Gov Bond 10Y	3.60%	(6.68)	(20.70)	17.50	68.40	(27.03)
Commodities						
CRB Index	541.45	0.20	0.95	(0.42)	(13.80)	(2.40)
Gold (US\$/oz)	1,976.87	0.75	1.85	(1.96)	7.12	8.41
Gross Refining Margin (US\$/bbl)	4.78	13.27	12.74	87.45	(78.72)	(54.65)
Dubai Crude (US\$/bbl)	74.93	(0.03)	(0.10)	10.17	(30.71)	(2.94)
NYMEX Crude (US\$/bbl)	70.10	2.95	(2.41)	(2.18)	(39.18)	44.72
Baltic Dry Index (pts)	937.00	(4.09)	(22.88)	(39.63)	(64.41)	(38.15)

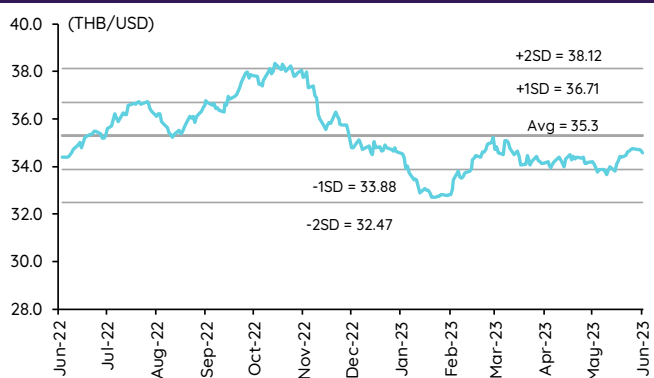
Thai and US 10-year government bond yield



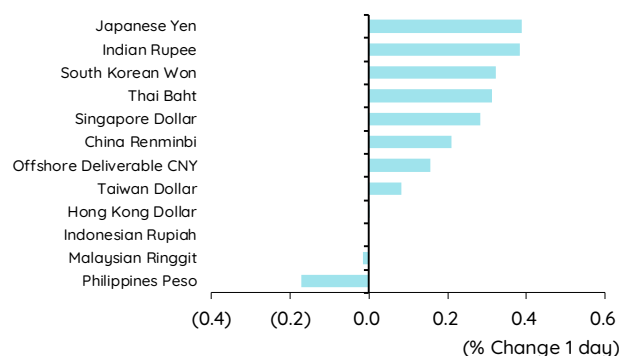
Thai and US 10-year government bond spread



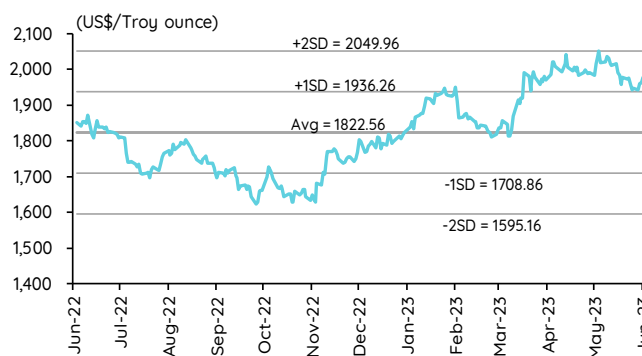
THB/USD exchange rate



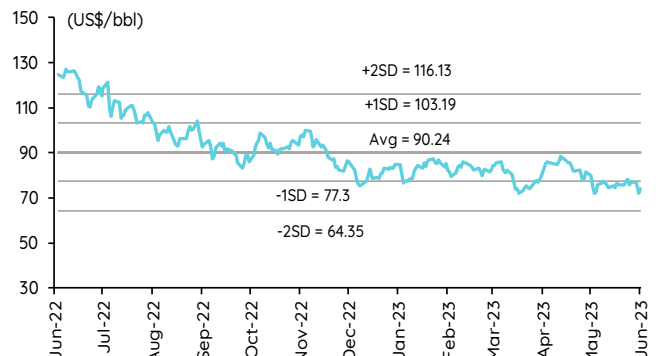
Regional foreign exchange rate spot return



Gold



Brent crude



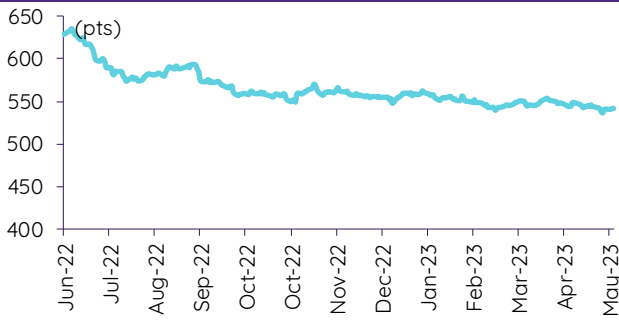
Commodities daily price update

	As of 1-Jun-23	-1W %	Avg. Price QTD in 2Q23	% QoQ	% YoY	Avg. Price in '22	% YoY	Avg. Price in '23	% YoY	Update
CRB Index	541.45	0.7	545.54	(1.1)	(9.6)	592.61	10.66	549.28	(7.3)	Daily
Energy Prices										
Crude Oil - Dubai (US\$/bbl)	70.87	(7.9)	78.96	(0.7)	(18.5)	97.10	41.01	79.29	(18.3)	Daily
Brent Crude (US\$/bbl)	74.14	(5.2)	79.49	(2.3)	(20.1)	99.93	41.71	80.60	(19.3)	Daily
West Texas Int. Cushing (US\$/bbl)	70.10	(5.5)	75.18	(1.2)	(24.5)	94.54	38.91	75.73	(19.9)	Daily
Crude Oil - Asia-Pacific Tapis Oil Spot (US\$/bbl)	74.79	(8.7)	82.46	(3.8)	(17.2)	107.55	49.75	84.42	(21.5)	Daily
Natural Gas Henry Hub (US\$/mmBTU)	2.16	(16.0)	2.50	(21.8)	(27.9)	4.61	67.16	2.92	(36.7)	Daily
Coal Price NEX (US\$/MT)	148.54	(8.1)	179.20	(32.5)	(33.7)	364.93	163.91	266.64	92.8	Friday
Oil Product Prices and Gross Refinery Margin										
Gas Oil 500 ppm Sulfer Singapore (US\$/bbl)	84.23	(6.4)	91.86	(13.2)	(17.5)	128.47	68.59	100.22	(22.0)	Daily
Gas Oil - Dubai (US\$/bbl)	13.36	1.9	12.90	(51.1)	(11.2)	31.37	327.29	20.93	(33.3)	Daily
Gasoline, 92 RON Spot (US\$/bbl)	81.88	(9.1)	89.63	(15.3)	(18.5)	109.73	43.14	92.54	(15.7)	Daily
Gasoline - Dubai (US\$/bbl)	11.01	(16.1)	10.67	(28.8)	(19.1)	12.63	62.02	13.25	4.9	Daily
Fuel Oil 180 Singapore Spot (US\$/bbl)	63.06	(6.6)	67.82	(35.9)	(19.9)	79.55	29.19	64.99	(18.3)	Daily
Fuel Oil - Dubai (US\$/bbl)	(7.81)	(16.9)	(11.14)	(32.2)	(8.2)	-17.55	140.85	(14.30)	(18.5)	Daily
Jet Kerosene - Spot Price (US\$/bbl)	84.98	(6.2)	92.66	(12.6)	(14.5)	124.29	68.00	100.60	(19.1)	Daily
Jet Kerosene - Dubai (US\$/bbl)	14.11	3.3	13.70	(48.3)	19.4	27.19	430.89	21.32	(21.6)	Daily
SG Refinery Margin (US\$/bbl)	4.78	12.7	8.26	28.9	1.7	6.51	85.75	6.51	(39.4)	Daily
Olefins Product Prices and Spread										
Ethylene, FOB Japan Spot (US\$/MT)	820	(2.4)	878	3.3	(21.1)	1,001	(0.87)	867	(13.4)	Tuesday
Ethylene Spread (US\$/MT)	258	11.1	243	454.7	6.0	212	(41.19)	194	(8.7)	Daily
Propylene (Olefins), FOB Japan Spot (US\$/MT)	810	(6.9)	888	(3.8)	(19.0)	990	(1.54)	909	(8.1)	Tuesday
Propylene Spread (US\$/MT)	248	(5.4)	253	13.2	19.1	201	(43.60)	236	17.3	Daily
Naphtha - Singapore Spot FOB (US\$/MT)	562	(7.5)	635	(9.3)	(28.1)	789	21.56	673	(14.6)	Daily
Polyolefins Prices and Spread										
Polye HDPE SE Asia (US\$/MT)	1,040	(1.0)	1,066	1.2	(17.5)	1,180	0.08	1,069	(9.4)	Tuesday
HDPE-Naphtha Spread (US\$/MT)	478	8.1	431	191.6	5.5	391	(26.19)	396	1.1	Daily
Polye LDPE-Film, CFR SE Asia Spot (US\$/MT)	1,040	(1.0)	1,084	(5.7)	(32.7)	1,438	(5.75)	1,123	(21.9)	Tuesday
LDPE-Naphtha Spread (US\$/MT)	478	8.1	449	132.0	(38.3)	649	(25.96)	450	(30.7)	Daily
PP Film, Spot South East Asia (US\$/MT)	1,020	(1.9)	1,045	(2.3)	(20.2)	1,174	(9.60)	1,059	(9.7)	Tuesday
PP Spread (US\$/MT)	458	6.0	410	10.9	(3.6)	385	(40.72)	386	0.2	Daily
MEG Prices and Spread										
MEG, CFR South East Asia (US\$/MT)	485	(5.8)	514	(2.0)	(25.4)	585	(13.93)	521	(10.9)	Tuesday
MEG Spread (US\$/MT)	-23	303.4	-30	275.9	3,473.6	-36	(167.17)	-17	n.m.	Tuesday
Aromatics Product Prices and Spread										
Paraxylene, FOB USG Spot (US\$/MT)	1,045	(0.5)	1,108	0.8	(3.6)	1,261	40.96	1,103	(12.5)	Tuesday
Paraxylene Spread (US\$/MT)	444	11.3	440	3.0	32.3	442	42.51	432	(2.3)	Tuesday
Paraxylene - 92 RON Spread (US\$/MT)	347	22.9	343	17.0	63.2	325	35.01	313	(3.6)	Daily
Toluene, FOB Korea Spot (US\$/MT)	860	0.6	887	1.2	0.3	963	32.26	880	(8.6)	Tuesday
Benzene, CFR Japan Spot (US\$/MT)	845	(2.3)	930	(1.9)	(14.8)	1,057	13.52	941	(11.0)	Tuesday
Benzene Spread (US\$/MT)	358	5.6	379	13.0	26.8	367	4.35	353	(3.7)	Daily
Benzene - 92 RON Spread (US\$/MT)	147	51.0	165	16.2	7.8	121	(56.40)	152	25.5	Daily
Condensate (US\$/MT)	601	(7.7)	668	(0.7)	(18.2)	818	40.13	671	(18.1)	Daily
PTA Prices and Spread										
PTA, CFR South East Asia (US\$/MT)	780	(0.6)	832	3.6	(2.1)	885	25.47	815	(7.9)	Tuesday
PTA Spread (US\$/MT)	80	(2.0)	90	35.1	11.7	40	(62.02)	76	88.5	Tuesday
PVC Prices and Spread										
PVC, CFR South East Asia (US\$/MT)	820	(1.2)	849	(5.6)	(39.1)	1,152	(20.27)	879	(23.7)	Tuesday
Ethylene Spread (US\$/MT)	562	(6.0)	605	(18.1)	(48.0)	940	(13.31)	685	(27.1)	Tuesday
Ethylene Dichloride CFR Far East Asia (US\$/MT)	335	6.3	312	7.4	(63.1)	543	(26.02)	299	(44.9)	Tuesday
Metal										
Gold (US\$/Troy Ounce)	1,978	1.0	1,996	5.6	6.2	1,802	0.17	1,933	7.2	Daily
LME Copper 3 Month Rolling Forward (US\$/MT)	8,110	2.8	8,528	(4.8)	(14.5)	8,805	(5.25)	8,782	(0.3)	Daily
Silver Future (US\$/Troy Ounce)	24	3.5	25	8.2	6.7	22	(12.92)	24	7.6	Daily
China Composite Steel Prices (CNY/MT)	3,973	(1.4)	4,233	(5.9)	(18.8)	4,770	(12.85)	4,391	(7.9)	Daily
Agriculture Prices										
Malaysian Crude Palm Oil Spot Price(MYR/MT)	3,497	(0.1)	3,980	(0.8)	(35.3)	5,136	15.59	4,000	(22.1)	Daily
SGX Ribbed Smoked Sheet 3 (RSS3) Futures (US\$/KG)	159	2.1	156	(3.5)	(25.9)	184	(11.85)	159	(13.5)	Daily
Sugar #11 (US\$/LB)	25	(2.4)	25	29.4	44.7	18	18.08	22	22.4	Daily
Freight Rate										
Baltic Freight Index: BDIY	937	(27.6)	1,439	41.3	(29.6)	1,931	(33.89)	1,188	(38.5)	Daily
Baltic Supramax Index: BSI58	881	(13.1)	1,101	18.8	(51.8)	2,006	(17.27)	997	(50.3)	Daily

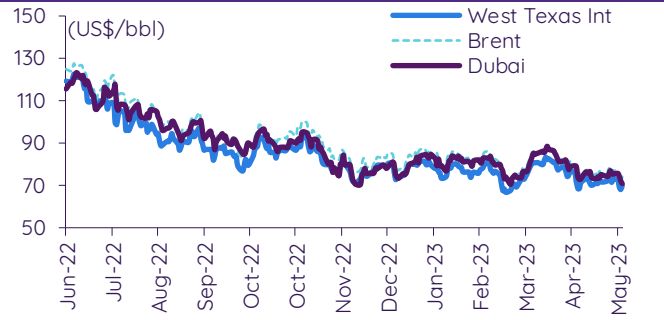
Source: Bloomberg Financial L.P., TQ Professional, BANPU, BOT, InnovestX Research

Commodities daily chart update

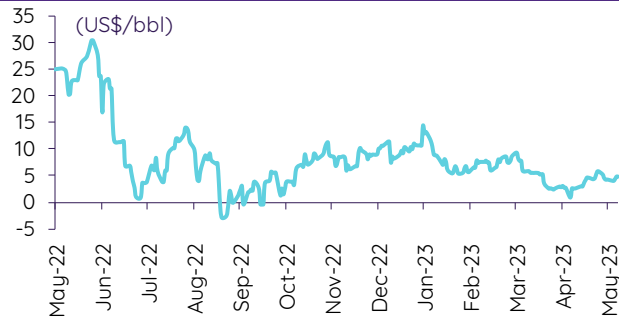
CRB US Spot All Commodities Price Index



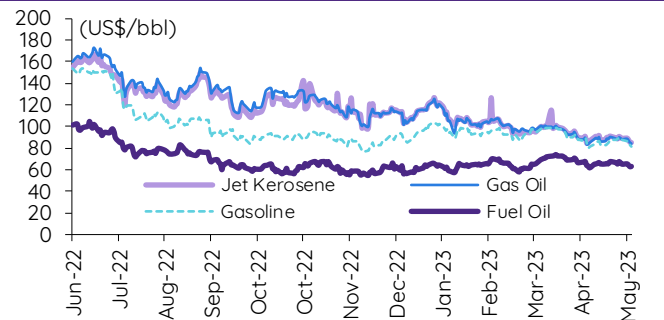
Crude prices



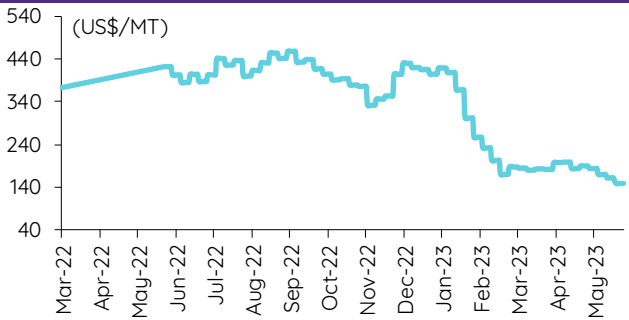
SG Dubai Hydrocracking Refinery Margin



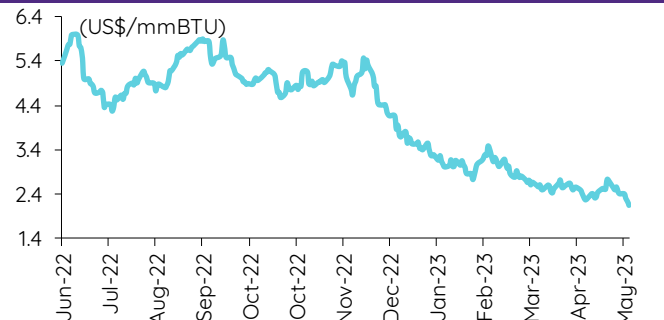
Oil product prices



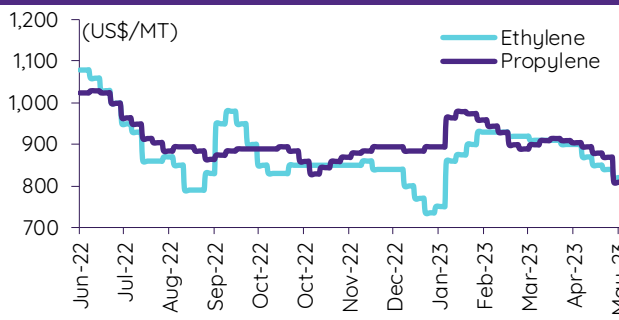
Coal price (NEX)



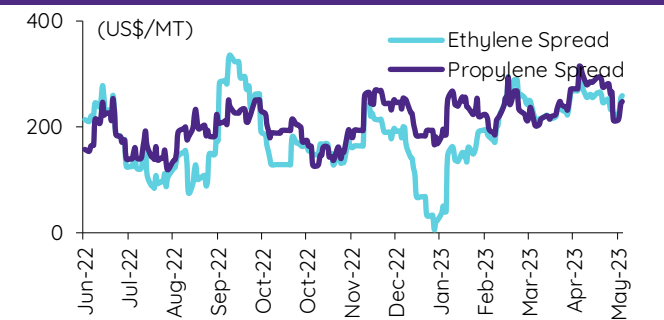
Natural gas prices (Henry hub)



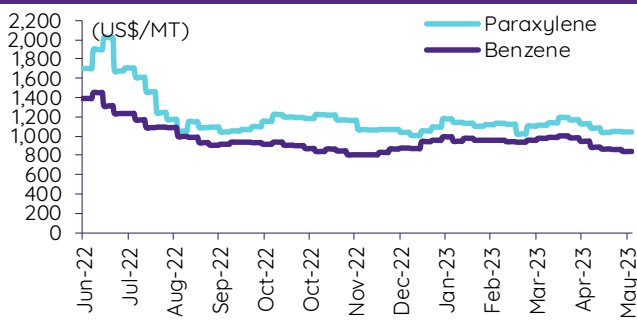
Olefins prices



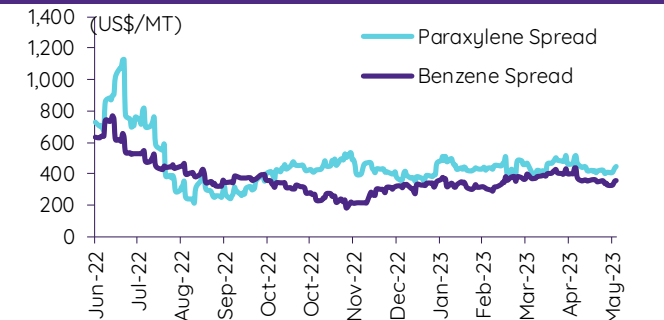
Olefins spreads



Aromatics prices

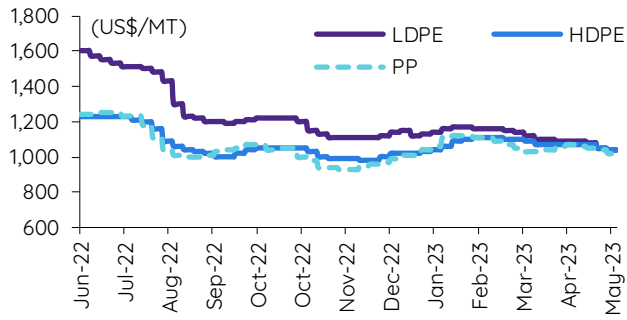


Aromatics spreads

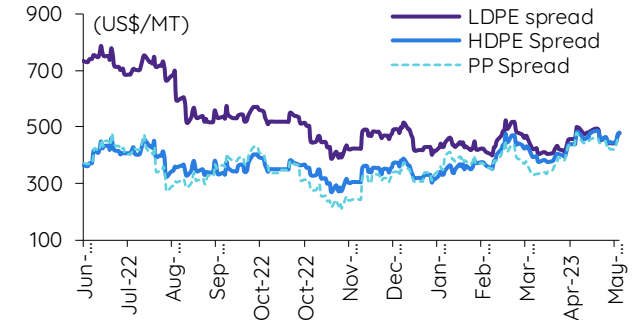


Commodities daily chart update

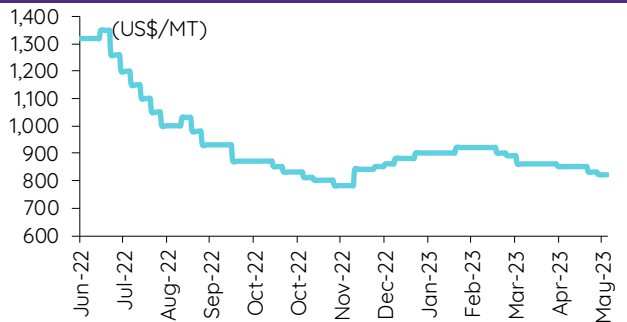
Polyolefins prices



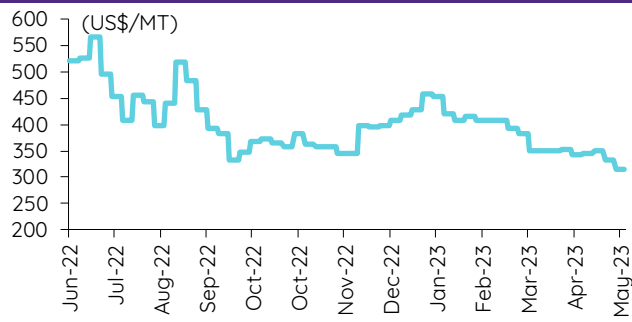
Polyolefins-Naphtha spreads



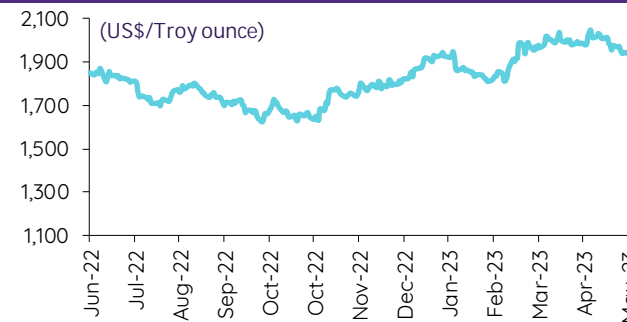
PVC price



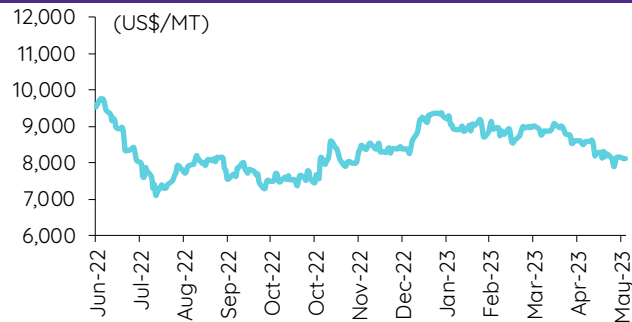
PVC spread



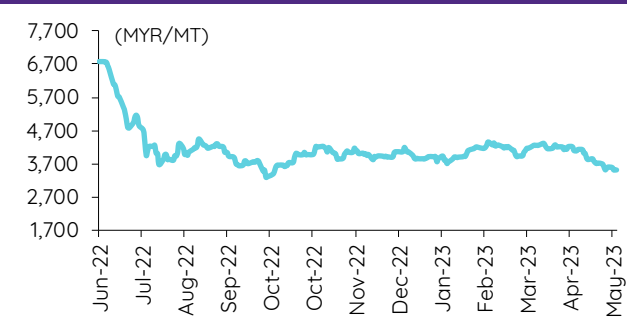
Gold price



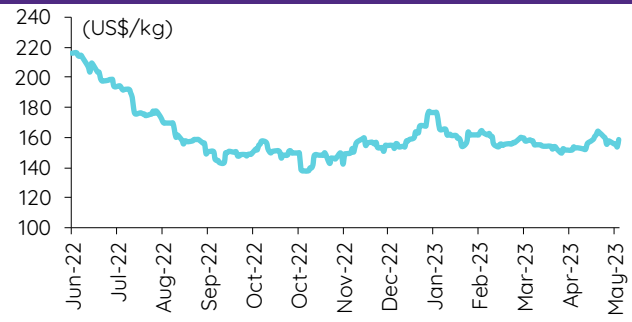
LME copper price



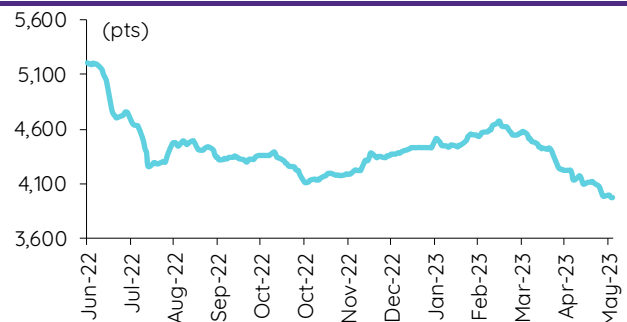
Malaysian crude palm oil price



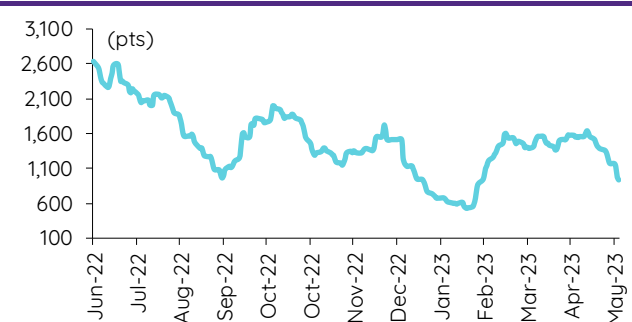
Rubber price (RSS3) futures



Steel price index



Baltic freight index



Source: Bloomberg Financial LP, TQ Professional, BANPU, BOT, InnovestX Research

Short sales

	Volume (Shares)	Turnover (Bt)	Average price (Bt)	Last price 1-June-23	Gap between last close and short	Short sale volume comparing with main board
RATCH-R	1,971,000	70,564,725	35.80	36.00	(0.55)	36.79
RCL-R	1,129,200	26,651,570	23.60	23.30	1.30	29.96
GULF-R	7,697,400	365,740,925	47.51	47.00	1.10	24.20
PTT	4,663,000	139,890,000	30.00	30.00	0.00	22.53
EPG-R	238,500	1,663,835	6.98	7.00	(0.34)	22.32
BAFS-R	62,100	1,956,875	31.51	31.25	0.84	21.89
BPP-R	80,700	1,134,920	14.06	14.00	0.45	21.71
JAS-R	1,424,900	2,341,877	1.64	1.64	0.22	21.60
LH	7,455,100	63,139,620	8.47	8.45	0.23	21.05
INTUCH-R	558,000	41,085,925	73.63	73.50	0.18	20.67
EGCO-R	257,000	36,094,500	140.45	139.50	0.68	20.32
BDMS	6,952,400	196,405,300	28.25	28.25	0.00	20.24
BJC-R	1,500,700	54,993,250	36.65	37.00	(0.96)	19.99
PTTEP-R	1,681,000	232,931,200	138.57	139.00	(0.31)	19.93
AIT	71,900	363,065	5.05	5.00	0.99	19.87
CHG-R	8,550,000	27,243,860	3.19	3.16	0.84	19.73
BTS-R	8,456,400	59,327,255	7.02	7.05	(0.49)	19.20
TFG-R	898,100	3,933,120	4.38	4.40	(0.47)	18.89
M-R	55,000	2,833,100	51.51	51.25	0.51	18.64
DOHOME	747,100	10,758,240	14.40	14.30	0.70	18.26
SAWAD-R	1,626,200	91,198,875	56.08	56.00	0.14	17.65
DMT	63,900	792,390	12.40	12.30	0.82	17.47
CPN-R	860,800	57,933,750	67.30	67.00	0.45	17.45
CBG-R	1,255,200	82,393,475	65.64	65.00	0.99	17.17
CPF-R	5,389,800	107,551,320	19.95	20.00	(0.23)	17.10
SCC-R	160,600	51,764,800	322.32	323.00	(0.21)	16.92
ADVANC	705,000	147,839,200	209.70	210.00	(0.14)	16.76
CPALL-R	3,945,000	248,186,875	62.91	63.25	(0.53)	16.23
CPALL	3,922,700	247,539,750	63.10	63.25	(0.23)	16.14
GFPT-R	582,200	7,095,530	12.19	12.30	(0.92)	15.98
CENTEL-R	354,200	17,664,200	49.87	49.75	0.24	15.97
BEM-R	5,442,200	43,647,535	8.02	8.05	(0.37)	15.69
BGRIM-R	1,863,800	67,569,525	36.25	35.75	1.41	15.69
BYD	821,100	6,438,790	7.84	7.75	1.18	15.58
WHAUP-R	198,800	769,866	3.87	3.88	(0.19)	15.29
KSL-R	405,300	1,371,708	3.38	3.40	(0.46)	15.08
NER-R	1,425,900	6,397,600	4.49	4.44	1.05	14.93
BAM-R	2,705,300	29,237,450	10.81	10.70	1.00	14.92
IVL-R	2,188,400	70,259,850	32.11	32.00	0.33	14.60
HMPRO-R	2,654,700	36,911,240	13.90	13.90	0.03	14.58
S-R	301,400	466,548	1.55	1.53	1.17	14.20
CK	951,500	18,049,660	18.97	18.70	1.44	13.82
BPCG	153,000	1,391,365	9.09	9.05	0.48	13.75
IRPC	3,218,500	7,081,438	2.20	2.20	0.01	13.74
TRUE-R	11,989,500	79,936,975	6.67	6.60	1.02	13.59
TTW-R	137,000	1,170,325	8.54	8.50	0.50	13.52
KKP-R	220,400	13,887,275	63.01	63.00	0.01	13.44
MTC	619,800	25,384,000	40.96	40.75	0.50	13.29
THG	73,300	5,014,950	68.42	68.50	(0.12)	13.02
CKP-R	375,100	1,238,782	3.30	3.28	0.69	13.00
GPSC-R	1,080,200	61,467,300	56.90	56.00	1.61	12.82
SGP-R	9,500	81,310	8.56	8.50	0.69	12.72
TTA-R	109,800	776,750	7.07	7.00	1.06	12.42
BANPU	5,895,100	48,364,460	8.20	8.20	0.05	12.21
KCE	721,900	28,252,200	39.14	38.75	1.00	12.18
PSL-R	3,323,700	30,030,625	9.04	8.85	2.09	12.13
LH-R	4,240,000	35,869,810	8.46	8.45	0.12	11.97
AKR	169,600	159,424	0.94	0.94	(0.00)	11.94
BPP	43,200	606,250	14.03	14.00	0.24	11.62
MINT-R	812,600	27,418,150	33.74	34.00	(0.76)	11.46
PTG-R	965,000	11,580,000	12.00	11.90	0.84	11.44
TIPH-R	32,400	1,401,300	43.25	43.25	0.00	11.43
TTB	65,563,500	103,942,684	1.59	1.62	(2.14)	11.29
CK-R	769,300	14,535,880	18.89	18.70	1.04	11.17
BGRIM	1,322,100	48,176,850	36.44	35.75	1.93	11.13
TOA-R	144,900	4,704,050	32.46	32.50	(0.11)	11.12
HMPRO	1,982,900	27,560,040	13.90	13.90	(0.01)	10.89
AWC-R	5,476,300	26,639,998	4.86	4.82	0.93	10.65
PLANB-R	1,486,700	13,073,550	8.79	8.65	1.66	10.53
BTS	4,564,800	32,055,465	7.02	7.05	(0.39)	10.37
FORTH-R	114,700	3,666,525	31.97	31.50	1.48	10.27
BYD-R	539,000	4,216,735	7.82	7.75	0.95	10.23
DELTA-R	2,295,600	227,371,900	99.05	98.00	1.07	10.11
SIRI	4,564,500	7,927,702	1.74	1.74	(0.18)	10.08
GLOBAL	328,000	6,064,530	18.49	18.40	0.49	9.98
BAM	1,808,900	19,502,650	10.78	10.70	0.76	9.98
TFG	474,000	2,075,428	4.38	4.40	(0.49)	9.97
BANPU-R	4,700,100	38,530,785	8.20	8.20	(0.03)	9.74
SNC	20,700	233,910	11.30	11.30	0.00	9.53
OR	1,007,700	20,254,770	20.10	20.00	0.50	9.46
BEC-R	194,400	1,721,195	8.85	8.70	1.77	9.41
SPALI	535,000	10,707,360	20.01	20.20	(0.92)	9.16
THANI-R	1,604,800	5,499,124	3.43	3.42	0.20	9.10
STA-R	187,600	3,530,250	18.82	18.70	0.63	9.07
OSP-R	438,100	12,678,200	28.94	29.00	(0.21)	8.99
JTS-R	59,900	1,626,700	27.16	27.25	(0.34)	8.92
NRF	79,200	427,020	5.39	5.30	1.73	8.79

	Volume (Shares)	Turnover (Bt)	Average price (Bt)	Last price 1-June-23	Gap between last close and short	Short sale volume comparing with main board
JMART-R	1,255,300	25,462,670	20.28	20.10	0.92	8.62
RATCH	460,200	16,494,450	35.84	36.00	(0.44)	8.59
MBK-R	104,200	1,673,760	16.06	16.10	(0.23)	8.58
PTTEP	704,700	97,704,750	138.65	139.00	(0.25)	8.36
PTTGC-R	1,469,300	51,633,050	35.14	34.75	1.15	8.32
RCL	311,800	7,365,340	23.62	23.30	1.38	8.27
BEM	2,868,400	23,011,930	8.02	8.05	(0.34)	8.27
BCH-R	1,030,000	19,062,270	18.51	18.30	1.15	8.18
ADVANC-R	341,200	71,806,200	210.45	210.00	0.22	8.11
BLA-R	633,500	17,278,825	27.28	27.25	0.09	7.90
SPA	31,100	338,990	10.90	10.80	0.93	7.89
AMATA-R	699,400	15,676,960	22.41	22.70	(1.26)	7.88
SAT-R	24,300	484,980	19.96	20.00	(0.21)	7.67
BLAND-R	745,000	633,213	0.85	0.84	1.18	7.67
HANA-R	363,200	15,914,200	43.82	43.25	1.31	7.64
TRUE	6,673,600	44,565,050	6.68	6.60	1.18	7.57
TTW	76,300	652,365	8.55	8.50	0.59	7.53
OR-R	795,500	15,989,540	20.10	20.00	0.50	7.47
LANNA	51,100	793,000	15.52	15.50	0.12	7.45
GUNKUL	1,326,200	4,461,670	3.36	3.30	1.95	7.44
KTC-R	381,100	19,547,500	51.29	50.25	2.07	7.37
BH-R	157,900	35,758,900	226.47	227.00	(0.24)	7.28
MINT	515,500	17,438,125	33.83	34.00	(0.51)	7.27
CRC	1,216,900	50,060,675	41.14	40.50	1.57	7.25
TISCO-R	105,700	10,226,475	96.75	97.00	(0.26)	7.24
DCC-R	215,200	432,496	2.01	2.00	0.49	7.11
BCP-R	326,100	10,361,175	31.77	32.25	(1.48)	7.09
MEGA-R	232,900	9,266,725	39.79	40.25	(1.15)	7.03
KCE-R	415,300	16,175,225	38.95	38.75	0.51	7.01
FORTH	78,000	2,487,025	31.88	31.50	1.22	6.98
DOHOME-R	285,400	4,106,100	14.39	14.30	0.61	6.97
COM7	611,300	17,875,500	29.24	29.00	0.83	6.91
EA-R	1,182,400	73,653,800	62.29	60.75	2.54	6.88
CPF	2,167,000	43,360,910	20.01	20.00	0.05	6.88
CHAYO	59,500	473,945	7.97	7.95	0.19	6.86
CRC-R	1,139,100	46,714,075	41.01	40.50	1.26	6.78
GPSC	570,800	32,559,475	57.04	56.00	1.86	6.77
STA	138,600	2,614,040	18.86	18.70	0.86	6.70
ITD	351,200	515,138	1.47	1.43	2.57	6.57
ROJNA-R	105,300	598,785	5.69	5.80	(1.96)	6.55
BBL	323,900	52,744,700	162.84	163.00	(0.10)	6.43
TVO-R	15,300	393,975	25.75	25.75	0.00	6.29
MAJOR-R	106,700	1,648,630	15.45	15.20	1.65	6.26
TIDLOR	1,388,000	37,530,050	27.04	26.50	2.03	6.20
TTA	54,700	386,800	7.07	7.00	1.02	6.19
GUNKUL-R	1,102,700	3,687,296	3.34	3.30	1.33	6.19
STEC-R	419,600	3,893,870	9.28	9.20	0.87	6.16
SCGP	548,700	21,489,050	39.16	39.00	0.42	6.11
SPRC-R	559,500	4,656,515	8.32	8.40	(0.92)	6.10
MTC-R	283,300	11,598,825	40.94	40.75	0.47	6.07
PTTGC	1,067,500	37,518,875	35.15	34.75	1.14	6.04
GULF	1,906,200	91,209,025	47.85	47.00	1.81	5.99
OSP	291,700	8,464,175	29.02	29.00	0.06	5.99
SPALI-R	344,000	6,929,600	20.14	20.20	(0.28)	5.89
IRPC-R	1,370,900	3,019,606	2.20	2.20	0.12	5.85
TU	2,412,300	35,153,490	14.57	14.40	1.20	5.85
M	17,200	885,800	51.50	51.25	0.49	5.83
ORI	419,300	4,543,930	10.84	11.00	(1.48)	5.77
STEC	383,700	3,565,030	9.29	9.20	0.99	5.63
KBANK	543,600	70,224,300	129.18	129.00	0.14	5.62
ASP	37,900	108,394	2.86	2.86	0.00	5.62
TKS	15,300	146,010	9.54	9.40	1.52	5.56
PLANB	778,600	6,883,100	8.84	8.65	2.20	5.51
BCH	684,500	12,613,890	18.43	18.30	0.70	5.44
KTB	2,134,200	40,663,750	19.05	19.10	(0.24)	5.39
TKN	235,800	2,643,690	11.21	11.10	1.01	5.36
AOT-R	869,300	61,523,425	70.77	70.75	0.03	5.31
YGG	138,100	1,149,075	8.32	8.25	0.86	5.18
AU-R	86,800	866,880	9.99	9.95	0.37	5.15
COM7-R	454,300	13,261,050	29.19	29.00	0.66	5.13
SC-R	406,100	1,779,454	4.38	4.40	(0.41)	5.12
TPIPP-R	158,500	519,918	3.28	3.28	0.01	5.11
NEX	305,800	3,935,400	12.87	12.70	1.33	5.10
QH	512,700	1,179,210	2.30	2.28	0.88	5.09
SAWAD	466,900	26,199,650	56.11	56.00	0.20	5.07
AP	287,400	3,274,260	11.39	11.30	0.82	5.01
KEX	95,800	993,820	10.37	10.40	(0.25)	4.99
ORI-R	353,500	3,857,010	10.91	11.00	(0.81)	4.86
PTT-R	1,001,600	30,048,000	30.00	30.00	0.00	4.84
PRM	125,800	844,445	6.71	6.65	0.94	4.82
EPG	51,400	359,245	6.99	7.00	(0.15)	4.81
ETC	44,600	131,218	2.94	2.92	0.76	4.80
PSH-R	26,100	321,740	12.33	12.40	(0.59)	4.79
BCPG-R	53,300	482,615	9.05	9.05	0.05	4.79
WHA	2,592,300	11,650,100	4.49	4.54	(1.01)	4.78

Source: SET, InnovestX Research

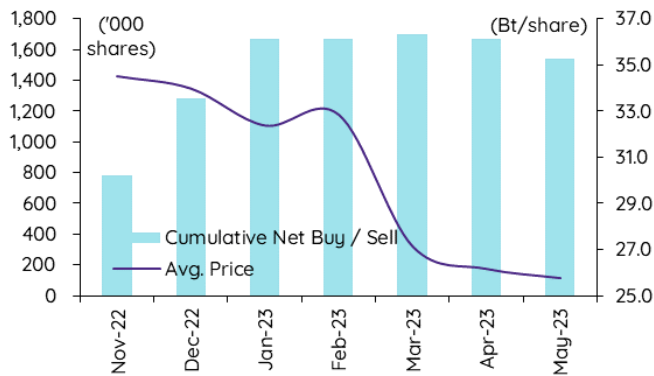
Director trade

1. Director trade as reported on June 1, 2023.

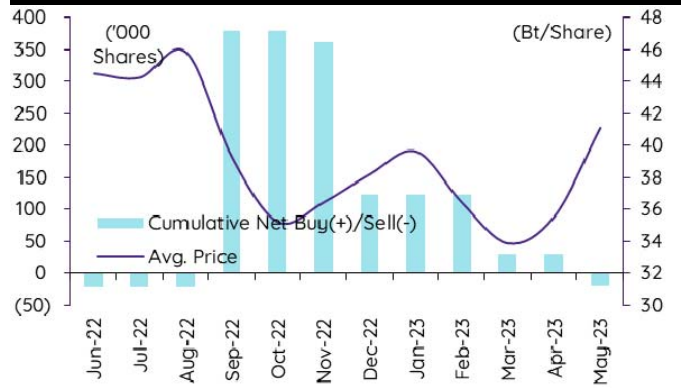
Company	Name of Director	Product	Transaction date	Amount (Shares)	Average Price (Bt)	Amount (Bt)	Buy/Sell
ALT	Mrs. PREEYAPORN TANGPAOSAK	Common Share	11-05-23	48,800	2.08	101,504	Purchase
ALT	Mrs. PREEYAPORN TANGPAOSAK	Common Share	11-05-23	51,400	2.06	105,884	Purchase
ALT	Mrs. PREEYAPORN TANGPAOSAK	Common Share	11-05-23	16,400	2.10	34,440	Purchase
ALT	Mrs. PREEYAPORN TANGPAOSAK	Common Share	11-05-23	2,000	2.04	4,080	Purchase
ALT	Mrs. PREEYAPORN TANGPAOSAK	Common Share	18-05-23	1,700	1.99	3,383	Purchase
ALT	Mrs. PREEYAPORN TANGPAOSAK	Common Share	18-05-23	87,200	2.00	174,400	Purchase
ALT	Mrs. PREEYAPORN TANGPAOSAK	Common Share	22-05-23	1,500	1.92	2,496	Purchase
ALT	Mrs. PREEYAPORN TANGPAOSAK	Common Share	24-05-23	400	1.99	796	Purchase
ALT	Mrs. PREEYAPORN TANGPAOSAK	Common Share	24-05-23	5,000	2.00	10,000	Purchase
ALT	Mrs. PREEYAPORN TANGPAOSAK	Common Share	25-05-23	2,300	2.02	4,646	Purchase
ALT	Mrs. PREEYAPORN TANGPAOSAK	Common Share	26-05-23	13,500	2.02	27,270	Purchase
ALT	Mrs. PREEYAPORN TANGPAOSAK	Common Share	26-05-23	10,000	2.04	20,400	Purchase
ALT	Mrs. PREEYAPORN TANGPAOSAK	Common Share	30-05-23	1,700	2.02	3,434	Purchase
AS	Mr. Quang dong Quach	Common Share	31-05-23	50,000	15.20	760,000	Sale
BTG	Mr. WINID SILAMONGKOL	Common Share	26-05-23	125,000	25.76	3,220,000	Sale
BTNC	Mr. PANITARN PAVAROLARVIDYA	Common Share	30-05-23	20,000	36.50	730,000	Sale
CHEWA	Mr. CHAIYUT TECHATASSANASOONTORN	Warrant	31-05-23	200	0.07	14	Sale
CHEWA	Mr. CHAIYUT TECHATASSANASOONTORN	Warrant	31-05-23	499,800	0.06	29,988	Sale
CPW	Mr. NARONG INTANATE	Common Share	31-05-23	806,900	3.13	2,525,597	Purchase
CSP	Miss JUTAMAS CHAISUPAT	Common Share	31-05-23	7,000,000	1.18	8,260,000	Purchase
EP	Mr. YUTH CHINSUPAKUL	Common Share	31-05-23	2,000	3.08	6,160	Purchase
INSET	Mr. VICHIEJ JEARKJIRM	Common Share	31-05-23	37,400	2.38	89,012	Purchase
INSET	Mr. VICHIEJ JEARKJIRM	Warrant	31-05-23	50,000	0.39	19,500	Sale
JR	Mr. JARUN WIWATJESADAWUT	Common Share	31-05-23	12,000	5.90	70,800	Purchase
KLINIQ	Mr. APIRUJ THONGWATTANA	Common Share	31-05-23	789,390	38.00	29,996,820	Purchase
KLINIQ	Mr. RATTAPOL KITTICHAIKUL	Common Share	31-05-23	789,390	38.00	29,996,820	Sale
KUN	Mr. KHUNA DHEVA-AKSORN	Common Share	31-05-23	5,000	2.10	10,500	Purchase
KUN	Mrs. PRAWEEERAT DHEVA-AKSORN	Common Share	31-05-23	5,000	2.10	10,500	Purchase
LPH	Mr. KULTHON NAKAPROM	Common Share	31-05-23	50,000	5.26	263,000	Sale
MTC	Mr. AMNAT NIAMSEE	Common Share	31-05-23	5,000	41.75	208,750	Sale
MTI	Mrs. NUALPHAN LAMSAM	Common Share	30-05-23	2,100	114.88	241,248	Purchase
NETBAY	Mr. PICHIT WIWATRUJIRAPONG	Common Share	31-05-23	1,900,000	22.00	41,800,000	Sale
PCC	Mr. KITTI SUMRIT	Common Share	31-05-23	110,100	2.96	325,896	Purchase
PL	Mr. SARA LAMSAM	Common Share	31-05-23	19,300	2.40	46,320	Purchase
PTTGC	Mr. SARAWUT KAEWTATHIP	Common Share	31-05-23	5,000	35.25	176,250	Purchase
SABUY	Miss DUANGRUTHAI SRIWAROM	Common Share	30-05-23	70,000	12.41	868,700	Sale
SABUY	Mr. KITTIPOL THANASIT	Warrant	31-05-23	54,800	5.76	315,648	Purchase
SCB	Mr. WINID SILAMONGKOL	Common Share	26-05-23	26,000	101.73	2,644,980	Sale
SIMAT	Mr. BOONLERD IEWPORNCHAI	Common Share	31-05-23	100,000	1.99	199,000	Purchase
SKY	Mr. RAJ TANTA-NANTA	Common Share	25-05-23	20,000	27.25	545,000	Sale
SKY	Mr. RAJ TANTA-NANTA	Common Share	25-05-23	30,000	27.00	810,000	Sale
SKY	Mr. RAJ TANTA-NANTA	Common Share	30-05-23	30,000	27.25	817,500	Sale
SMPC	Mr. VINAI VITTAVASGARNVEJ	Common Share	31-05-23	20,000	10.50	210,000	Purchase
SMT	Mr. KORATAK WEERADAECHEA	Common Share	29-05-23	60,000	4.60	276,000	Sale
STEC	Mr. JARUNAT JIRARATSATIT	Common Share	31-05-23	45,657,115	9.50	433,742,595	Sale
STGT	Mr. WEERAKORN ONGSAKUL	Common Share	29-05-23	1,000	9.05	9,050	Purchase
SYNTEC	Mr. JIRAMOTE PHAHUSUTR	Common Share	31-05-23	100,000	1.57	157,000	Purchase
TASCO	Mr. Thierry Defrene	NVDR : underlying securities ordinary SHARE	31-05-23	20,000	18.20	364,000	Purchase
TU	Mr. CHENG NIRUTTINANON	Common Share	31-05-23	200,000	14.80	2,960,000	Purchase
TU	Mr. THIRAPHONG CHANSIRI	Common Share	29-05-23	2,273,500	15.30	34,784,550	Sale
TU	Mr. THIRAPHONG CHANSIRI	Common Share	30-05-23	8,026,500	15.08	121,039,620	Sale
TU	Mr. THIRAPHONG CHANSIRI	Common Share	31-05-23	2,300,000	15.10	34,730,000	Sale
VL	Mr. TAVEESILPA CHINNAPATTHANAWONG	Common Share	31-05-23	200,000	1.03	206,000	Purchase
				Total		Purchase 46,672,534	
						Sale 707,287,015	
						Net (660,614,481)	

2. 12-month cumulative net buy/sell for InnovestX-covered stocks with activity as of last close

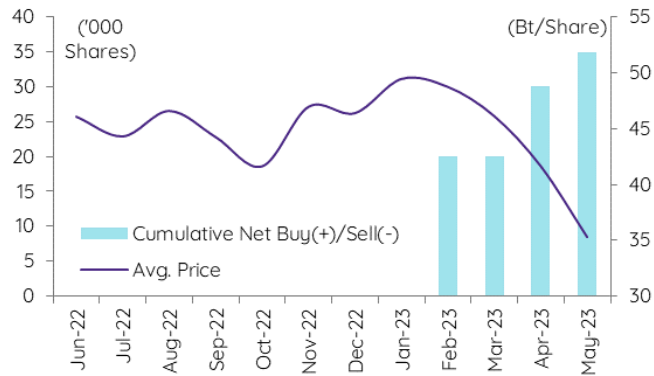
BTG



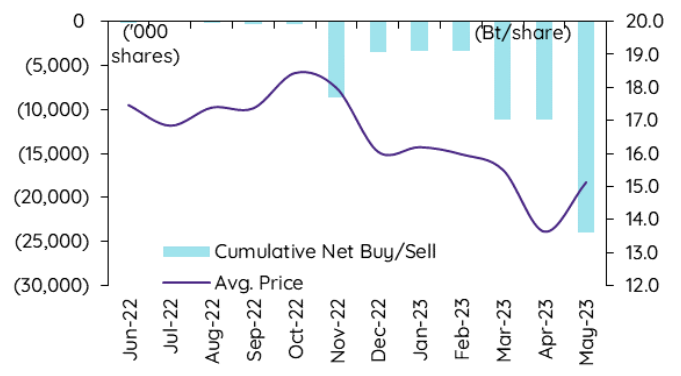
MTC



PTTGC



TU



Corporate calendar

Monday	Tuesday	June Wednesday	Thursday	Friday
			1	2
			PD FTREIT Bt0.187 INETREIT Bt0.2007 Share listing MOSHI 29,999,954 Shares NUSA 1,420,508,480 Shares SNP 1,895,871 Shares New warrant K-W2	XD BKKCP Bt0.16 TIF1 Bt0.14 PD POPF Bt0.26 PPF Bt0.18 SIRIP Bt0.055 SPRIME Bt0.14 Decreased capital IRC Last trading day UREKA-W2 Share listing CHO 66,137,564 Shares GEL 1,572,729,730 Shares SBNEXT 54,941,385 Shares
5	6	7	8	9
Substitution for H.M. Queen Suthida Bajrasudhabimalalakshana's Birthday and Wisakha Bucha Day	XD WHABT Bt0.1685 XE UREKA-W2 1:1 @Bt1 Last trading day PPPM-W5 NVD-W2	XE NVD-W2 1:1.018 @Bt2.477 PPPM-W5 1:1 @Bt0.1 PD DJF Bt0.245 JASIF Bt0.23 OISHI Bt0.5	PD AAPL80X Bt0.00411 BOFFICE Bt0.1719 CPNREIT Bt0.247 KTBSTMR Bt0.1731 TSC Bt0.4 TSE Bt0.09	XD BCT Bt1.4 TR Bt0.05 XE KWM-W1 1:1 @Bt1.5 PD ADD Bt0.02 BKI Bt3.75 BRRGIF Bt0.17517 B-WORK Bt0.1807 HYDROGEN Bt0.223 KAMART Bt0.08 PROSPECT Bt0.132 TCC Bt0.05 TPRIME Bt0.1156 UAC Bt0.12 WHART Bt0.1915
12	13	14	15	16
PD GVREIT Bt0.195 SUPEREIF Bt0.2376	XE MVP-W1 1:1.0409 @Bt1.1528 PD AIMCG Bt0.15 AIMIRT Bt0.225 AMATAR Bt0.16	XD LHK Bt0.09 xw NUSA 5:1 PD FUTUREPF Bt0.35 IVL Bt0.25 PSL Bt0.05	PD BGC Bt0.08	PD ALLY Bt0.167 IMPACT Bt0.14 LHHOTEL Bt0.25 LHPPF Bt0.1 MJLF Bt0.127 MNIT Bt0.02 MNIT2 Bt0.07 MNRFF Bt0.025 QHR Bt0.11
19	20	21	22	23
PD CPTGF Bt0.1185 EGATIF Bt0.125 KBSPIF Bt0.228 M-II Bt0.15 M-STOR Bt0.1 TFFIF Bt0.1032 TTLPF Bt0.4195	XE SFLEX-w1 1:1 @Bt4.5 PD BKKCP Bt0.16 TIF1 Bt0.14	Delisted TSF	PD WHABT Bt0.1685 WHAIR Bt0.1369	
26	27	28	29	30
PD TENCENT80 Bt0.0977		XD 3K-BAT Bt0.25	XR PROUD 1.8:1 @Bt1.75	

XD - Cash Dividend
 XD(ST) - Stock Dividend

PD - Payment Date
 XR - Rights for Common

XW - Rights for Warrant
 XT - Rights for Transferable Subscription Right

XE - Warrant Exercise
 CW - Capital write-down

SP - Suspension

Disclaimer

The information in this report has been obtained from sources believed to be reliable. However, its accuracy or completeness is not guaranteed. Any opinions expressed herein reflect our judgment at this date and are subject to change without notice. This report is for information only. It is not to be construed as an offer, or solicitation of an offer to sell or buy any securities. We accept no liability for any loss arising from the use of this document. We or our associates may have an interest in the companies mentioned therein.

InnovestX Securities Company Limited ("INVX") is wholly owned by SCB X Public Company Limited ("SCBX") and The Siam Commercial Bank Public Company Limited ("SCB") is majority-owned by SCBX. Any information related to SCB is for sector comparison purpose.

This document is prepared by InnovestX Securities Company Limited ("INVX") which is wholly-owned by SCB X Public Company Limited ("SCBX"). The Siam Commercial Bank Public Company Limited, which is majority-owned by SCBX, acts as financial advisor of the SCG Chemicals Public Company Limited (SCGC). Any opinions, news, research, analyses, prices, statements, forecasts, projections and/or other information contained in this document (the "Information") is provided as general information purposes only and shall not be construed as individualized recommendation of an offer to buy or sell or the solicitation of an offer to buy or sell any securities. INVX and/or its directors, officers and employees shall not be liable for any direct, indirect, incidental, special or consequential loss or damage, resulting from the use of or reliance on the Information, including without limitation to, damages for loss of profits. The investors shall use the Information in association with other information and opinion, including their own judgment in making investment decision. The Information is obtained from sources believed to be reliable, and INVX cannot guarantee the accuracy, completeness and/or correctness of the Information.

This document is prepared by InnovestX Securities Company Limited ("INVX") which is wholly-owned by SCB X Public Company Limited ("SCBX"). The Siam Commercial Bank Public Company Limited, which is majority-owned by SCBX, acts as financial advisor of the Big C Retail Company Limited (BRC), a subsidiary of Berli Jucker Public Company Limited. Any opinions, news, research, analyses, prices, statements, forecasts, projections and/or other information contained in this document (the "Information") is provided as general information purposes only and shall not be construed as individualized recommendation of an offer to buy or sell or the solicitation of an offer to buy or sell any securities. INVX and/or its directors, officers and employees shall not be liable for any direct, indirect, incidental, special or consequential loss or damage, resulting from the use of or reliance on the Information, including without limitation to, damages for loss of profits. The investors shall use the Information in association with other information and opinion, including their own judgment in making investment decision. The Information is obtained from sources believed to be reliable, and INVX cannot guarantee the accuracy, completeness and/or correctness of the Information.

INVX reserves the right to modify the Information from time to time without notice and in its sole discretion. This document is delivered to intended recipient(s) only and is not permitted to reproduce, retransmit, disseminate, sell, distribute, republish, circulate or commercially exploit the Information in any manner without the prior written consent of INVX.

Futures and Options trading carry a high level of risk with the potential for substantial losses, and are not suitable for all persons. Before deciding to trade Futures and Options, you should carefully consider your financial position, investment objectives, level of experience, and risk appetite if Futures and Options trading are appropriate. The possibility exists that you could sustain a loss of some or all of your initial investment. You should be aware of all the risks associated with Futures and Options trading, and you are advised to rely on your own judgment while making investment decision and/or should seek advice from professional investment advisor if you have any doubts.

This document is delivered to intended recipient(s) only and is not permitted to reproduce, retransmit, disseminate, sell, distribute, republish, circulate or commercially exploit the Information in any manner without the prior written consent of INVX.

© Copyright 2022 InnovestX Securities Co., Ltd. All right reserved.

CG Rating 2022 Companies with CG Rating

Companies with Excellent CG Scoring

AAV, ADVANC, AF, AH, AIRA, AJ, AKP, AKR, ALLA, ALT, AMA, AMARIN, AMATA, AMATAV, ANAN, AOT, AP, APURE, ARIP, ASP, ASW, AUCT, AWC, AYUD, BAFS, BAM, BANPU, BAY, BBIK, BBL, BCP, BCPG, BDMS, BEM, BEYOND, BGC, BGRIM, BIZ, BKI, BOL, BPP, BRR, BTS, BTW, BWG, CENTEL, CFRESH, CGH, CHEWA, CHO, CIMBT, CK, CKP, CM, CNT, COLOR, COM7, COMAN, COTTO, CPALL, CPF, CPI, CPN, CRC, CSS, DDD, DELTA, DEMCO, DOHOME, DRT, DTAC, DUSIT, EA, EASTW, ECF, ECL, EE, EGCO, EPG, ETC, ETE, FN, FNS, FPI, FPT, FSMART, FVC, GC, GEL, GFPT, GGC, GLAND, GLOBAL, GPI, GPSC, GRAMMY, GULF, GUNKUL, HANA, HARN, HENG, HMPPRO, ICC, ICHI, III, ILINK, ILM, IND, INTUCH, IP, IRC, IRPC, ITEL, IVL, JTS, JWD, K, KBANK, KCE, KEX, KGI, KKP, KSL, KTB, KTC, LALIN, LANNA, LHFG, LIT, LOXLEY, LPN, LRH, LST, MACO, MAJOR, MAKRO, MALEE, MBK, MC, MCOT, METCO, MFEC, MINT, MONO, MOONG, MSC, MST, MTC, MVP, NCL, NEP, NER, NKI, NOBLE, NSI, NVD, NYT, OISHI, OR, ORI, OSP, OTO, PAP, PCSGH, PDG, PDJ, PG, PHOL, PLANB, PLANET, PLAT, PORT, PPS, PR9, PREB, PRG, PRM, PSH, PSL, PTG, PTT, PTTEP, PTTGC, PYLON, Q-CON, QH, QTC, RATCH, RBF, RS, S, S&J, SAAM, SABINA, SAMART, SAMTEL, SAT, SC, SCB, SCC, SCCC, SCG, SCGP, SCM, SCN, SDC, SEAFCO, SEAOL, SE-ED, SELIC, SENA, SENX, SGP, SHR, SICT, SIRI, SIS, SITHAI, SMPC, SNC, SONIC, SORKON, SPALI, SPI, SPRC, SPVI, SSC, SSSC, SST, STA, STEC, STGT, STI, SUN, SUSCO, SUTHA, SVI, SYMC, SYNTEC, TACC, TASCOT, TCAP, TEAMG, TFMAMA, THANA, THANI, THCOM, THG*, THIP, THRE, THREL, TIPCO, TISCO, TK, TKN, TKS, TKT, TMILL, TMT, TNDT, TNITY, TOA, TOP, TPBI, TQM, TRC, TRUE*, TSC, TSR, TSTE, TSTH, TTA, TTB, TTCL, TTW, TU, TVDH, TVI, TVO, TWPC, U, UAC, UBIS, UPOIC, UV, VCOM, VGI, VIH, WACOAL, WAVE, WHA, WHAUP, WICE, WINNER, XPG, ZEN

Companies with Very Good CG Scoring

2S, 7UP, ABICO, ABM, ACE, ACG, ADB, ADD, AEONTS, AGE, AHC, AIE, AIT, ALUCON, AMANAH, AMR, APCO, APCS, AQUA, ARIN, ARROW, AS, ASAP, ASEFA, ASIA, ASIAN, ASIMAR, ASK, ASN, ATP30, B, BA, BC, BCH, BE8, BEC, SCAP, BH, BIG, BJC, BJCHI, BLA, BR, BRI, BROOK, BSM, BYD, CBG, CEN, CHARAN, CHAYO, CHG, CHOTI, CHOW, CI, CIG, CITY, CIVIL, CMC, CPL, CPW, CRANE, CRD, CSC, CSP, CV, CWT, DCC, DHOUSE, DITTO, DMT, DOD, DPAINT, DV8, EASON, EFORL, ERW, ESSO, ESTAR, FE, FLOYD, FORTH, FSS, FTE, GBX, GCAP, GENCO, GJS, GTB, GYT, HEALTH, HPT, HTC, HUMAN, HYDRO, ICN, IFS, IIG, IMH, INET, INGRS, INSET, INSURE, IRCP, IT, ITD, J, JAS, JCK, JCKH, JMT, JR, KBS, KCAR, KIAT, KISS, KK, KOOL, KTIS, KUMWEL, KUN, KWC, KWM, L&E, LDC, LEO, LH, LHK, M, MATCH, MBAX, MEGA, META, MFC, MGT, MICRO, MILL, MITSIB, MK, MODERN*, MTI, NBC, NCAP, NCH, NDR, NETBAY, NEX, NINE, NATION, NNCL, NOVA, NPK, NRF, NTV, NUSA, NWR, OCC, OGC, ONEE, PACO, PATO, PB, PICO, PIMO, PIN, PJW, PL, PLE, PM, PMTA, PPP, PPM, PRAPAT, PRECHA, PRIME, PRIN, PRINC, PROEN, PROS, PROUD, PSG, PSTC, PT, PTC, QLT, RCL, RICHY, RJH, ROJNA, RPC, RT, RWI, S11, SA, SABUY, SAK, SALEE, SAMCO, SANKO, SAPPE, SAWAD, SCI, SCP, SE, SECURE, SFLEX, SFP, SFT, SGP, SIAM, SINGER, SKE, SKN, SKR, SKY, SLP, SMART, SMD, SMT, SNNP, SNP, SO, SPA, SPC, SPCG, SR, SRICHA, SSF, SSP, STANLY, STC, STPI, SUC, SVOA, SVT, SWC, SYNEX, TAE, TAKUNI, TCC, TCMC, TFG, TFI, TFM, TGH, TIDLOR, TIGER, TIPH, TITLE, TM, TMC, TMD, TMI, TNL, TNP, TNR, TOG, TPA, TPAC, TPCS, TPIPL, TPIPP, TPLAS, TPS, TQR, TRITN, TRT, TRU, TRV, TSE, TVT, TWP, UBE, UEC, UKEM, UMI, UOBKH, UP, UPF, UTP, VIBHA, VL, VPO, VRANDA, WGE, WIJK, WIN, WINMED, WORK, WP, XO, YUASA, ZIGA

Companies with Good CG Scoring

A, A5, AI, ALL, ALPHAX, AMC, APP, AQ, AU, B52, BEAUTY, BGT, BLAND, BM, BROCK, BSBM, BTNC, CAZ, CCP, CGD, CMAN, CMO, CMR, CPANEL, CPT, CSR, CTW, D, DCON, EKH, EMC, EP, EVER, F&D, FMT, GIFT, GLOCON, GLORY, GREEN, GSC, HL, HTECH, IHL, INOX, JAK, JMART, JSP, JUBILE, KASET, KCM, KWI, KYE, LEE, LPH, MATI, M-CHAI, MCS, MDX, MENA, MJD, MORE, MPIC, MUD, NC, NEWS, NFC, NSL, NV, PAF, PEACE, PF, PK, PPM, PRAKIT, PTL, RAM, ROCK, RP, RPH, RSP, SIMAT, SIBS, SK, SOLAR, SPACK, SPG, SQ, STARK, STECH, SUPER, SVH, PTECH, TC, TCCC, TCJ, TEAM, THE, THMUI, TKC, TNH, TNPC, TOPP, TPCH, TPOLY, TRUBB, TTI, TYCN, UMS, UNIQU, UPA, UREKA, VARO, W, WFX, WPH, YGG

Corporate Governance Report

The material contained in this publication is for general information only and is not intended as advice on any of the matters discussed herein. Readers and others should perform their own independent analysis as to the accuracy or completeness or legality of such information. The Thai Institute of Directors, its officers, the authors and editor make no representation or warranty as to the accuracy, completeness or legality of any of the information contained herein. By accepting this document, each recipient agrees that the Thai Institute of Directors Association, its officers, the authors and editor shall not have any liability for any information contained in, or for any omission from, this publication.

The survey result is as of the date appearing in the Corporate Governance Report of Thai Listed Companies. As a result, the survey result may be changed after that date. InnovestX Securities Company Limited does not conform nor certify the accuracy of such survey result.

To recognize well performers, the list of companies attaining "Good", "Very Good" and "Excellent" levels of recognition (Not including listed companies qualified in the "no announcement of the results" clause from 1 January 2021 to 27 October 2022) is publicized.

* บริษัทหรือกรรมการหรือผู้บริหารของบริษัทที่มีส่วนการกำกับดูแลกิจการ เช่น การกระทำผิดเกี่ยวกับหลักทรัพย์ การทุจริต คอร์รัปชัน เป็นต้น ซึ่งการใช้ข้อมูล CGR ของระดับนี้ถึงข้อจำกัดประกอบด้วย

Anti-corruption Progress Indicator

Certified (ได้สมัครรับ)

2S, 7UP, ADVANC, AF, AI, AIE, AIRA, AJ, AKP, AMA, AMANAH, AMATA, AMATAV, AP, APCS, AS, ASIAN, ASK, ASP, AWC, AYUD, B, BAFS, BAM, BANPU, BAY, BBL, BCH, BCP, BCPG, BE8, BEC, BEYOND, BGC, BGRIM, BKI, BLA, BPP, BROOK, BRR, BSBM, BTS, BWG, CEN, CENTEL, CFRESH, CGH, CHEWA, CHOTI, CHOW, CIG, CIMBT, CM, CMC, COM7, COTTO, CPALL, CPF, CPI, CPL, CPN, CRC, CSC, DCC, DELTA, DEMCO, DIMET, DRT, DUSIT, EA, EASTW, ECF, ECL, EGCO, EP, EPG, ERW, ESTAR, ETC, ETE, FNS, FPI, FPT, FSMART, FSS, FTE, GBX, GC, GCAP, GEL, GFPT, GJS, GPI, GPSC, GSTEEL, GULF, GUNKUL, HANA, HARN, HEALTH, HENG, HMPPRO, HTC, ICC, ICHI, IFS, III, ILINK, ILM, INET, INOX, INSURE, INTUCH, IRC, IRPC, ITEL, IVL, JKN, JR, K, KASET, KBANK, KBS, KCAR, KCE, KGI, KKP, KSL, KTB, KTC, KWI, L&E, LANNA, LHFG, LHK, LPN, LRH, M, MAJOR, MAKRO, MALEE, MATCH, MBAX, MBK, MC, MCOT, META, MFC, MFEC, MILL, MINT, MONO, MOONG, MSC, MST, MTC, MTI, NCAP, NEP, NKI, NOBLE, NOK, NRF, NWR, OCC, OGC, ORI, PAP, PATO, PB, PCSGH, PDG, PDJ, PG, PHOL, PIMO, PK, PL, PLANB, PLANET, PLAT, PM, PPP, PPM, PPS, PR9, PREB, PRM, PROS, PSH, PSL, PSTC, PT, PTC, QLT, RABBIT, RATCH, RML, RS, RWI, S&J, SAAM, SABINA, SAK, SAPPE, SAT, SC, SCB, SCC, SCCC, SCG, SCGP, SCM, SCN, SEAOL, SE-ED, SELIC, SENA, SGP, SINGER, SIRI, SITHAI, SKR, SMT, SMK, SMPC, SNC, SNP, SORKON, SPACK, SPALI, SPC, SPI, SPRC, SRICHA, SSF, SSP, SSSC, SST, STA, STGT, STOWER, SUSCO, SVI, SYMC, SYNTEC, TAE, TAKUNI, TASCOT, TCAP, TCMC, TFG, TFI, TFMAMA, TGH, THANI, THCOM, THIP, THRE, THREL, TIDLOR, TIPCO, TISCO, TKS, TKT, TMD, TMILL, TMT, TNITY, TNL, TNP, TNR, TOG, TOP, TOPP, TPA, TPCS, TPP, TRT, TRU, TRUE, TSC, TSI, TSTE, TSTH, TTA, TTB, TTCL, TU, TURTLE, TVDH, TVI, TVO, TWPC, UBE, UBIS, UEC, UKEM, UOBKH, UPF, UV, VCOM, VGI, VIH, WACOAL, WHA, WHAUP, WICE, WIJK, XO, YUASA, ZEN, ZIGA

Declared (ประกาศเจตนา)

AAI, AH, ASW, BBIK, CBG, CI, CPW, CV, DMT, DOHOME, EKH, EVER, FLOYD, GLOBAL, GREEN, ICN, ITC, J, JAS, JMART, JMT, JTS, LEO, LH, MEGA, MENA, MODERN, NER, OR, OSP, OTO, PRIME, PRTR, RBF, RT, SA, SANKO, SFLEX, SIS, SUPER, SVOA, SVT, TEGH, TGE, TIPH, TKN, TMI, TPLAS, VARO, W, WIN, WPH

N/A

24CS, 3K-BAT, A, A5, AAV, ABM, ACAP, ACC, ACE, ACG, ADB, ADD, AEONTS, AFC, AGE, AHC, AIT, AJA, AKR, AKS, ALL, ALLA, ALPHAX, ALT, ALUCON, AMAR, AMARIN, AMC, AMR, ANAN, AOT, APCO, APEX, APP, APURE, AQUA, ARIN, ARIP, ARROW, ASAP, ASEFA, ASIA, ASIMAR, ASN, ATP30, AU, AUCT, AURA, B52, BA, BBIK, BC, BCT, BDMS, BEAUTY, BEM, BGT, BH, BIG, BIOTECH, BIS, BIZ, BJC, BJCHI, BKD, BLAND, BLESS, BLISS, BM, BOL, BR, BRI, BROCK, BSM, BTG, BTNC, BTW, BUI, BVG, BYD, CAZ, CCET, CCP, CEYE, CGD, CH, CHARAN, CHASE, CHAYO, CHG, CHIC, CHO, CITY, CIVIL, CK, CKP, CMAN, CMO, CMB, CNT, COLOR, COMAN, CPANEL, CPH, CPR, CPT, CRANE, CRD, CSP, CSR, CSS, CTW, CWT, D, DCON, DDD, DEXON, DHOUSE, DITTO, DOD, DPAINT, DTCENT, DTCT, DV8, EASON, EE, EFORL, EMC, ESSO, F&D, FANCY, FE, FMT, FN, FORTH, FTI, FVC, GABLE, GENCO, GIFT, GL, GLAND, GLOCON, GLORY, GRAMMY, GRAND, GSC, GTB, GTV, GYT, HFT, HL, HPT, HTECH, HUMAN, HYDRO, IFEC, IHL, IIG, IMH, IND, INGRS, INSET, IP, IRCP, IT, ITD, ITNS, ITTHI, JAK, JCK, JCKH, JCT, JDF, JSP, JUBILE, KAMART, KC, KCC, KCM, KDH, KEX, KGEN, KIAT, KISS, KJL, KK, KKC, KLINIQ, KOOL, KTIS, KTMES, KUMWEL, KUN, KWC, KWM, KYE, LALIN, LDC, LEE, LIT, LOXLEY, LPH, LST, MACO, MANRIN, MASTER, MATI, MAX, M-CHAI, MCS, MDX, MEB, METCO, MGC, MGT, MICRO, MIDA, MITSIB, MJJD, MK, ML, MORE, MOSHI, MPIC, MTW, MUD, MVP, NATION, NC, NCH, NCL, NDR, NETBAY, NEW, NEWS, NEX, NFC, NNCL, NOVA, NPK, NSL, NTSC, NTV, NUSA, NV, NVD, NYT, OHTL, OISHI, ONEE, PACE, PACO, PAF, PCC, PEACE, PERM, PF, PICO, PIN, PJW, PLE, PLT, PLUS, PMTA, POLAR, POLY, POMPUI, PORT, POST, PPM, PQS, PRAKIT, PRAPAT, PRECHA, PRI, PRIN, PRO, PROEN, PROUD, PSG, PTL, RAM, RCL, READY, RICHY, RJH, HANA, ROH, ROJNA, RP, RPC, RPH, RSP, S, S11, SABUY, SAF, SAFARI, SALEE, SAM, SAMART, SAMCO, SAMTEL, SAUCE, SAWAD, SAWANG, SBNEXT, SCAP, SCI, SCP, SDC, SE, SEAFCO, SECURE, SENX, SFP, SFT, SGC, SGP, SHANG, SHR, SIAM, SICT, SIMAT, SIBS, SJWD, SK, SKE, SKN, SKY, SLM, SLP, SM, SMART, SMD, SMT, SNNP, SO, SOLAR, SONIC, SPA, SPCG, SPG, SPVI, SQ, SR, SSC, SSS, STANLY, STARK, STC, STEC, STECH, STHAI, STI, STP, STPI, SUC, SUN, SUTHA, SVR, SWC, SYNEX, TACC, TAPAC, TC, TCC, TCCC, TCJ, TCOAT, TEAM, TEAMG, TEKA, TFM, TGPRO, TH, THAI, THANA, THE, THG, THL, THMUI, TIGER, TITLE, TK, TKC, TLI, TM, TMC, TMW, TNDT, TNH, TNPC, TOA, TPAC, TPBI, TPCH, TPIPL, TPIPP, TPOLY, TPS, TQM, TQR, TR, TRC, TRITN, TRUBB, TRV, TSE, TSF, TTI, TTT, TTW, TVT, TWP, TWZ, TYCN, UAC, UBA, UMI, UMS, UNIQU, UP, UPOIC, UREKA, UTP, UVAN, VIBHA, VL, VNG, VPO, VRANDA, WARRIX, WAVE, WFX, WGE, WINMED, WINNER, WORK, WORLD, WP, XPG, YGG, YONG

Explanations

Companies participating in Thailand's Private Sector Collective Action Coalition Against Corruption programme (Thai CAC) under Thai Institute of Directors (as of April 17, 2023) are categorised into: companies that have declared their intention to join CAC, and companies certified by CAC.