

Bangkok Commercial Asset Management

Bangkok Commercial Asset Management
Public Company Limited

BAM

Bloomberg BAM TB
Reuters BAM.BK



Preview 1Q24: Up YoY, down QoQ

We expect BAM's 1Q24 earnings to rise 50% YoY but fall 13% QoQ on a YoY rise but QoQ fall in cash collection. We raise our 2024F by 4% to reflect a change in margin on cash collection. We now expect 2024F earnings to grow 13%. We stay Neutral with a hike in TP to Bt8.4 from Bt8.

Cash collection: Up YoY, down QoQ in 1Q24. According to a conference call with BAM's investor relations representative, cash collection is estimated at -Bt3.5bn (+9% YoY, -11% QoQ) in 1Q24, 29% below the quarter's target of Bt4.92bn, with a 14% YoY rise but 3% QoQ slip in cash collection from NPLs. Cash collection from NPAs is expected to be stable YoY but fall 22% QoQ. BAM plans to accelerate cash collection in 2Q24 and 3Q24. We maintain our 2024F cash collection assumption at Bt16.5bn (+9%), 18% below its target.

Figure 1: BAM's cash collection target

Bt mn	1Q24F	2Q24F	3Q24F	4Q24F	2024F
Cash collection from NPLs	2,622	3,118	3,148	1,112	10,000
Cash collection from NPAs	2,294	3,361	3,295	1,050	10,000
Total cash collection	4,916	6,479	6,443	2,162	20,000
YoY change					
Cash collection from NPLs	33%	55%	47%	-52%	18%
Cash collection from NPAs	84%	60%	92%	-34%	50%
Total cash collection	53%	57%	67%	-45%	32%
QoQ change					
Cash collection from NPLs	13%	19%	1%	-65%	
Cash collection from NPAs	44%	47%	-2%	-68%	
Total cash collection	26%	32%	-1%	-66%	

Source: BAM and InnovestX Research

1Q24 preview: Up YoY, down QoQ. We expect earnings to rise 50% YoY but fall 13% QoQ to Bt400mn in 1Q24, based on an expected rise of 9% YoY and fall of 11% QoQ in cash collection, a better margin on cash collection, rising cost of funds and minimal YoY rise (QoQ fall) in opex.

Raise our 2024F. We raise our 2024F by 4% to bring it in line with our preview, primarily adjusting our margin on cash collection. We now expect 2024F earnings growth of 13%, driven by a recovery in cash collection and better margin.

JVAMC with GSB. We have not yet factored the JVAMC with Government Savings Bank (GSB) into our forecast. BAM is in the process of setting up a 50:50 JVAMC with GSB; this entity's financial statement will not be consolidated into BAM. We expect this to have minimal impact on BAM.

Maintain Neutral with a slight hike in TP. We stay Neutral with a slight hike in TP to Bt8.4 from Bt8 (based on DDM, assuming an 80% dividend payout).

Key risks: 1) Cash collection risk from a slower-than-expected and uneven economic recovery, 2) a slowdown in property market demand and 3) rising competition from new players with irrational bidding prices.

Forecasts and valuation

Year to 31 Dec	Unit	2022	2023	2024F	2025F	2026F
Cash collection	(Bt mn)	16,912	15,113	16,500	17,185	17,900
Net profit	(Bt mn)	2,725	1,534	1,739	1,939	2,207
EPS	(Bt)	0.84	0.47	0.54	0.60	0.68
BVPS	(Bt)	13.52	13.50	13.66	13.83	14.03
DPS	(Bt)	0.55	0.38	0.43	0.48	0.55
PER	(x)	10.79	19.17	16.91	15.17	13.33
EPS growth	(%)	4.81	(43.71)	13.36	11.52	13.80
PBV	(x)	0.67	0.67	0.67	0.66	0.65
ROE	(%)	6.30	3.51	3.96	4.37	4.90
Dividend yield	(%)	6.04	4.18	4.73	5.28	6.00

Source: InnovestX Research

Tactical: NEUTRAL

(3-month)

Stock data	
Last close (May 8) (Bt)	9.10
Target price (Bt)	8.40
Mkt cap (Btbn)	29.41
Mkt cap (US\$m)	797
Beta	M
Mkt cap (%) SET	0.17
Sector % SET	3.38
Shares issued (mn)	3,232
Par value (Bt)	5.00
12-m high / low (Bt)	12.5 / 7.8
Avg. daily 6m (US\$m)	3.14
Foreign limit / actual (%)	49 / 4
Free float (%)	54.2
Dividend policy (%)	≥ 40

Share performance			
(%)	1M	3M	12M
Absolute	(9.0)	9.0	(25.4)
Relative to SET	(7.2)	10.2	(15.0)

Source: SET, InnovestX Research

2023 Sustainability / 2022 ESG Score

SET ESG Ratings AA

ESG Bloomberg Rank in the sector

ESG Score Rank	2/41
Environmental Score Rank	1/41
Social Score Rank	3/41
Governance Score Rank	4/41

ESG comment

BAM has been awarded an 'AA' rating by SET ESG Ratings 2023. It has good ESG score with a satisfactory disclosure of ESG target and commitment with a proper board of directors.

Source: Bloomberg Finance L.P.

Analyst

Kittima Sattayapan, CFA

Fundamental Investment
Analyst on Securities
(66-2) 949-1003
kittima.sattayapan@scb.co.th

Value proposition

With the FIDF as a major shareholder, BAM is Thailand's largest distressed asset management company with over 20 years of experience. As of YE2023, BAM had an unrealized gain of Bt149bn on NPLs and NPAs under management.

Business outlook

We expect earnings to recover 13% in 2024, underpinned by a 9% recovery in cash collection, better margin on cash collection, rising cost of funds, modest rise in opex.

Bullish views	Bearish views
1. Expect a recovery in cash collection in 2024.	1. Rising cost of funds as a result of tightening bond market.
2. Rising NPL supply.	

Key catalysts

Factor	Event	Impact	Comment
JV AMC	BAM is planning to set up a JV AMC with Government Saving Bank.	Positive to ROE in the medium to long term	This business will add fee income in addition to profit sharing.

Sensitivity analysis

Factor	Earnings impact	TP impact
10 bps lower in return on NPLs & NPAs	10%	Bt1/sh.

Our view on ESG

We view that BAM provides concrete targets on environmental and social issues with a committed timeline and actual performance relative to its targets. We view its management and governance as satisfactory, reflecting a decent size and a diverse board of directors and transparency with stakeholders.

ESG Disclosure Score

Bloomberg ESG Score	54.79 (2022)
Rank in Sector	2/41

CG Rating	DJSI	SETESG	SET ESG Ratings
BAM	5	No	Yes
			AA

Source: Thai Institute of Directors (IOD), SET

Environmental Issue (E)

- Performance in environmental dimension for 2023: 1) Greenhouse gas emissions reduced by 3.5% (vs. 1.14% target); 2) Use of electricity reduced by 7.87% (vs. 1% target); 3) Use of papers reduced by 22.52% (vs. 2% target); 4) General waste reduced by 1.14% (vs. 2% target); 5) Use of water reduced by 11.08%; 6) Reusable waste achieved at least 29.24% of total waste (vs. 45% target).
- BAM has been certified for registering the carbon footprint mark of the organization (Carbon Footprint for Organization: CFO), according to the standards and requirements of the Greenhouse Gas Management Organization (Public Organization) by receiving the Certificate Standard TGO Guidance of the Carbon Footprint for Organization on June 20, 2023. The Company realized its responsibility to be one of the emitters of greenhouse gases in the industrial sector by creating a "corporate carbon footprint" to show the amount of greenhouse gas emissions generated by the organization's operations and activities. In addition, the carbon footprint certification of the organization is also a guideline for the Company to manage greenhouse gases throughout the value chain efficiently.

Social Issue (S)

- Performance in social dimension for 2023: 1) Average training of 42 hours/ person/year; 2) Personnel turnover rate of 5.4%; 3) The accident rate leading to time off work is zero; 4) Overall personnel engagement score of 32%
- Communities: 1) Residential development for the underprivileged under Home and Hope project: 5 units; 2) Donation of medical equipment to hospitals: 10 hospitals; 3) Provision of scholarships for the youth: 50 scholarships
- The Company has renewed its second-year membership with the Thai Private Sector Collective Action Against Corruption (CAC), valid for three years from September 30, 2023 to September 30, 2026.
- There were 466 (vs. 400 target) suppliers that have officially acknowledged the Supplier Code of Conduct and conducted self-assessment in accordance with the Self-Assessment form covering ESG considerations.
- The Company has received the "Good" Human Rights Model Organization Award 2023 from the Department of Protection of Rights and Freedoms, Ministry of Justice.

Governance Issue (G)

- As of December 31, 2023, the BAM's Board of Directors had 11 members. The board comprises of five independent directors (45%) and five non-executive directors (45%) with two female directors (19%)
- BAM has been selected for inclusion in the "SET ESG Ratings" at the AA level for 2023 by the Stock Exchange of Thailand.
- BAM has been given a five-star assessment or "Excellent" CG scoring for the second straight year in 2023 by the Thai Institute of Directors (IOD) and supported by the Stock Exchange of Thailand.

ESG Disclosure Score

	2021	2022
ESG Disclosure Score	45.20	54.79
Environment	32.35	55.45
Social	22.01	27.72
Number of Employees	1,285	1,285
Pct Women in Workforce	53.00	55.33
Governance	81.10	81.10
Size of the Board	9	11
Indep Directors	4	5
% Indep Directors	44	45
Board Duration (Years)	3	3
# Board Meetings	15	15
Board Mtg Attendance	99	97

Source: Bloomberg Finance L.P.

Disclaimer

Bloomberg ESG Disclosure Scores rate companies on their level of disclosure of ESG data. Bloomberg offers four disclosure scores, for overall ESG, as well as Environmental, Social, and Governance. To review the fully transparent methodology, calculate disclosure scores for any company, and compare a company's scores vs its peers, see ESG Disclosure Score Model in Bloomberg.

Financial statement

Profit and Loss Statement

FY December 31	Unit	2020	2021	2022	2023	2024F	2025F	2026F
Interest income from NPLs under management	(Btmn)	5,887	6,047	6,076	6,703	7,176	7,354	7,384
Interest income from loans for installment sales	(Btmn)	95	115	112	129	140	144	149
Other interest income	(Btmn)	129	85	(52)	(3)	14	13	13
Interest income	(Btmn)	6,111	6,247	6,136	6,829	7,330	7,511	7,545
Interest expense	(Btmn)	2,391	2,559	2,637	2,908	3,195	3,242	3,240
Net interest income	(Btmn)	3,720	3,688	3,499	3,921	4,135	4,269	4,305
Gain on NPLs under management	(Btmn)	3,835	3,322	3,703	2,348	2,850	2,993	3,142
Gain on NPAs under management	(Btmn)	2,015	2,963	2,535	2,165	2,240	2,307	2,376
Gain on installment sales	(Btmn)	404	690	247	594	210	216	223
Other income	(Btmn)	79	84	159	69	76	83	92
Non-interest income	(Btmn)	6,333	7,059	6,645	5,175	5,376	5,599	5,833
Non-interest expenses	(Btmn)	2,658	2,727	2,888	3,028	3,118	3,210	3,298
Pre-provision profit	(Btmn)	7,395	8,021	7,256	6,068	6,393	6,658	6,840
Provision	(Btmn)	5,199	4,765	4,049	4,225	4,298	4,322	4,181
Pre-tax profit	(Btmn)	2,196	3,256	3,207	1,843	2,095	2,337	2,659
Tax	(Btmn)	355	656	482	309	356	397	452
Core net profit	(Btmn)	1,841	2,600	2,725	1,534	1,739	1,939	2,207
Extra item	(Btmn)	0	0	0	0	0	0	0
Net profit	(Btmn)	1,841	2,600	2,725	1,534	1,739	1,939	2,207
EPS	(Bt)	0.57	0.80	0.84	0.47	0.54	0.60	0.68
DPS	(Bt)	0.51	0.55	0.55	0.38	0.43	0.48	0.55

Balance Sheet

FY December 31	Unit	2020	2021	2022	2023	2024F	2025F	2026F
Cash & deposits at financial institutions	(Btmn)	7,713	3,433	6,733	1,734	2,729	2,846	2,973
Investments	(Btmn)	451	470	476	459	459	459	459
Net credit for purchase of receivables	(Btmn)	77,726	73,406	72,384	77,959	81,504	81,915	82,169
Net loans for installment sales	(Btmn)	728	833	903	742	779	819	860
Properties foreclosed	(Btmn)	28,078	29,666	32,026	34,947	34,880	36,361	37,795
Total assets	(Btmn)	132,070	125,904	132,805	137,315	141,825	143,874	145,729
Borrowings and debentures	(Btmn)	87,421	80,154	85,552	90,518	94,518	96,018	97,218
Total liabilities	(Btmn)	90,273	83,148	89,097	93,685	97,685	99,185	100,385
Paid-up capital	(Btmn)	16,160	16,160	16,160	16,160	16,160	16,160	16,160
Total Equities	(Btmn)	41,797	42,756	43,708	43,629	44,140	44,688	45,344
BVPS	(Bt)	12.93	13.23	13.52	13.50	13.66	13.83	14.03

Key Assumptions and Financial Ratios

	Unit	2020	2021	2022	2023	2024F	2025F	2026F
Growth								
YoY growth in net credit for purchase of receivables	(%)	0.45	(5.56)	(1.39)	7.70	4.55	0.50	0.31
YoY growth in properties foreclosed	(%)	17.49	5.66	7.95	9.12	(0.19)	4.25	3.94
Cash collection								
Cash collection on NPLs	(Btmn)	8,396	8,719	10,115	8,452	9,500	9,975	10,474
Cash collection on NPAs	(Btmn)	4,737	7,276	6,797	6,661	7,000	7,210	7,426
Total cash collection	(Btmn)	13,134	15,995	16,912	15,113	16,500	17,185	17,900
Profitability								
Yield on NPLs under management	(%)	7.59	8.00	8.34	8.92	9.00	9.00	9.00
Gross margin NPL cash collection	(%)	45.67	38.10	36.61	27.78	30.00	30.00	30.00
Gross margin on NPA cash collection	(%)	51.06	50.21	40.94	41.41	35.00	35.00	35.00
Cost of funds	(%)	2.93	3.05	3.18	3.30	3.45	3.40	3.35
ROE	(%)	4.44	6.15	6.30	3.51	3.96	4.37	4.90
ROA	(%)	1.46	2.02	2.11	1.14	1.25	1.36	1.52
Efficiency								
Cost to income ratio	(%)	21.36	20.49	22.60	25.23	24.54	24.48	24.65
Leverage								
D/E	(%)	2.16	1.94	2.04	2.15	2.21	2.22	2.21

Financial statement

Profit and Loss Statement

FY December 31	Unit	1Q22	2Q22	3Q22	4Q22	1Q23	2Q23	3Q23	4Q23
Interest income from NPLs under management	(Btmn)	1,513	1,526	1,515	1,522	1,548	1,607	1,704	1,844
Interest income from loans for installment sales	(Btmn)	30	25	27	30	33	22	39	35
Other interest income	(Btmn)	(7)	(21)	(19)	(5)	(2)	6	4	(11)
Interest income	(Btmn)	1,536	1,530	1,523	1,547	1,579	1,635	1,747	1,868
Interest expense	(Btmn)	620	651	672	694	693	723	736	756
Net interest income	(Btmn)	916	879	851	853	886	912	1,011	1,112
Gain on NPLs under management	(Btmn)	615	1,112	1,005	971	566	604	541	637
Gain on NPAs under management	(Btmn)	411	652	690	782	489	575	604	496
Gain on installment sales	(Btmn)	78	67	49	53	35	275	157	127
Other income	(Btmn)	7	20	13	119	18	14	17	20
Non-interest income	(Btmn)	1,112	1,851	1,757	1,925	1,108	1,468	1,318	1,281
Non-interest expenses	(Btmn)	598	737	692	861	684	742	777	825
Pre-provision profit	(Btmn)	1,430	1,993	1,916	1,917	1,310	1,639	1,552	1,567
Provision	(Btmn)	1,058	1,084	1,048	860	987	1,126	1,084	1,028
Pre-tax profit	(Btmn)	372	909	868	1,058	323	513	467	539
Tax	(Btmn)	60	78	152	191	57	88	84	80
Core net profit	(Btmn)	312	831	716	866	267	425	383	460
Extra item	(Btmn)	0	0	0	0	0	0	0	0
Net profit	(Btmn)	312	831	716	866	267	425	383	460
EPS	(Bt)	0.10	0.26	0.22	0.27	0.08	0.13	0.12	0.14

Balance Sheet

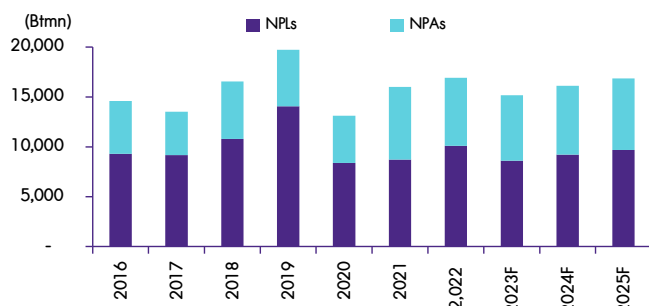
FY December 31	Unit	1Q22	2Q22	3Q22	4Q22	1Q23	2Q23	3Q23	4Q23
Cash & deposits at financial institutions	(Btmn)	1,619	2,473	5,634	6,733	6,934	1,074	840	1,734
Investments	(Btmn)	459	460	457	476	466	469	464	459
Net credit for purchase of receivables	(Btmn)	72,668	72,067	70,073	72,384	72,836	75,511	78,812	77,959
Net loans for installment sales	(Btmn)	771	748	992	903	891	762	756	742
Properties foreclosed	(Btmn)	30,549	31,235	31,593	32,026	33,038	33,417	33,972	34,947
Total assets	(Btmn)	124,805	126,265	128,975	126,094	134,964	132,449	135,983	137,315
Borrowings and debentures	(Btmn)	78,610	80,528	83,196	85,552	85,857	86,943	86,443	90,518
Total liabilities	(Btmn)	81,746	84,152	86,148	89,097	90,821	89,655	92,811	93,685
Paid-up capital	(Btmn)	16,160	16,160	16,160	16,160	16,160	16,160	16,160	16,160
Total Equities	(Btmn)	43,059	42,113	42,826	43,708	44,143	42,794	43,172	43,629
BVPS	(Bt)	13.32	13.03	13.25	13.52	13.66	13.24	13.36	13.50

Key Assumptions and Financial Ratios

	Unit	1Q22	2Q22	3Q22	4Q22	1Q23	2Q23	3Q23	4Q23
Growth									
YoY growth in net credit for purchase of receivables	(%)	(4.53)	(3.12)	(4.32)	(1.39)	0.23	4.78	12.47	7.70
YoY growth in properties foreclosed	(%)	7.38	(11.32)	19.09	8.44	15.56	1.81	(23.79)	(17.86)
Cash collection									
Cash collection on NPLs	(Btmn)	2,022	2,423	2,552	3,118	1,972	2,013	2,146	2,320
Cash collection on NPAs	(Btmn)	1,136	1,529	1,877	2,255	1,249	2,104	1,716	1,593
Total cash collection	(Btmn)	3,158	3,952	4,429	5,373	3,221	4,118	3,862	3,913
Profitability									
Yield on NPLs under management	(%)	8.29	8.43	8.45	8.35	8.53	8.67	9.02	9.81
Gross margin NPL cash collection	(%)	30.40	45.90	39.38	31.16	28.70	30.00	25.21	27.46
Gross margin on NPA cash collection	(%)	43.08	47.06	39.39	37.00	41.97	40.41	44.34	39.13
Cost of funds	(%)	3.12	3.28	3.28	3.29	3.23	3.35	3.40	3.42
ROE	(%)	2.91	7.80	6.75	8.01	2.43	3.91	3.57	4.24
ROA	(%)	1.00	2.65	2.24	2.72	0.82	1.27	1.14	1.35
Efficiency									
Cost to income ratio	(%)	22.58	21.79	21.10	24.80	25.47	23.90	25.36	26.20
Leverage									
D/E	(%)	1.90	2.00	2.01	2.04	2.06	2.10	2.15	2.15

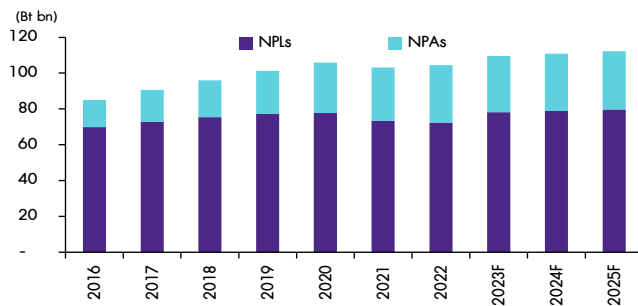
Appendix

Figure 1: Cash collection



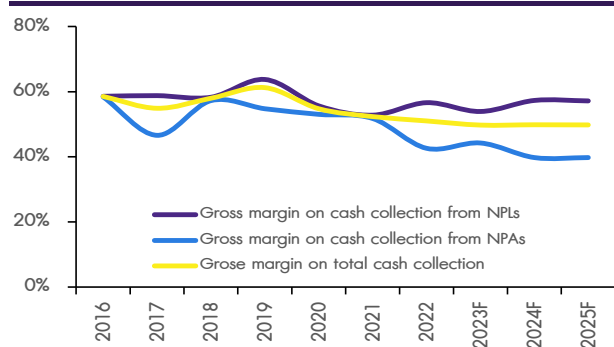
Source: BAM and InnovestX Research

Figure 2: BAMs NPLs and NPAs under management



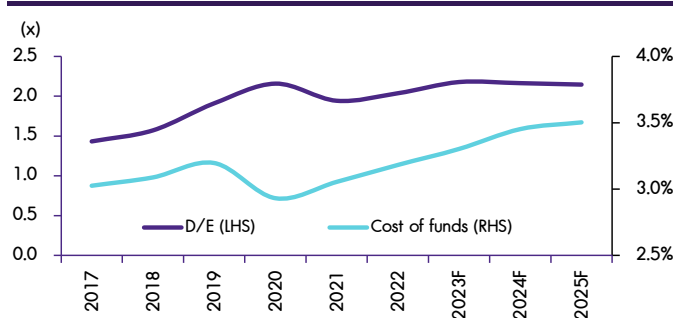
Source: BAM and InnovestX Research

Figure 3: Gross margin on cash collection



Source: BAM and InnovestX Research

Figure 4: D/E and cost of funds



Source: BAM and InnovestX Research

Disclaimer

The information in this report has been obtained from sources believed to be reliable. However, its accuracy or completeness is not guaranteed. Any opinions expressed herein reflect our judgment at this date and are subject to change without notice. This report is for information only. It is not to be construed as an offer, or solicitation of an offer to sell or buy any securities. We accept no liability for any loss arising from the use of this document. We or our associates may have an interest in the companies mentioned therein.

InnovestX Securities Company Limited (“INVX”) is wholly owned by SCB X Public Company Limited (“SCBX”) and The Siam Commercial Bank Public Company Limited (“SCB”) is majority-owned by SCBX. Any information related to SCB is for sector comparison purpose.

This document is prepared by InnovestX Securities Company Limited (“INVX”) which is wholly owned by SCB X Public Company Limited (“SCBX”). The Siam Commercial Bank Public Company Limited, which is majority-owned by SCBX, acts as financial advisor of the LH Hotel Leasehold Real Estate Investment Trust. Any opinions, news, research, analyses, prices, statements, forecasts, projections and/or other information contained in this document (the “Information”) is provided as general information purposes only and shall not be construed as individualized recommendation of an offer to buy or sell or the solicitation of an offer to buy or sell any securities. INVX and/or its directors, officers and employees shall not be liable for any direct, indirect, incidental, special or consequential loss or damage, resulting from the use of or reliance on the Information, including without limitation to, damages for loss of profits. The investors shall use the Information in association with other information and opinion, including their own judgment in making investment decision. The Information is obtained from sources believed to be reliable, and INVX cannot guarantee the accuracy, completeness and/or correctness of the Information.

INVX reserves the right to modify the Information from time to time without notice and in its sole discretion. This document is delivered to intended recipient(s) only and is not permitted to reproduce, retransmit, disseminate, sell, distribute, republish, circulate or commercially exploit the Information in any manner without the prior written consent of INVX.

Futures and Options trading carry a high level of risk with the potential for substantial losses, and are not suitable for all persons. Before deciding to trade Futures and Options, you should carefully consider your financial position, investment objectives, level of experience, and risk appetite if Futures and Options trading are appropriate. The possibility exists that you could sustain a loss of some or all of your initial investment. You should be aware of all the risks associated with Futures and Options trading, and you are advised to rely on your own judgment while making investment decision and/or should seek advice from professional investment advisor if you have any doubts.

This document is delivered to intended recipient(s) only and is not permitted to reproduce, retransmit, disseminate, sell, distribute, republish, circulate or commercially exploit the Information in any manner without the prior written consent of INVX.

© Copyright 2022 InnovestX Securities Co., Ltd. All right reserved.

CG Rating 2023 Companies with CG Rating

Companies with Excellent CG Scoring

7UP, AAV, ABM, ACE, ACG, ADB, ADD, ADVANC, AEONTS, AF, AGE, AH, AHC, AIRA, AIT, AJ, AKP, AKR, ALLA, ALT, AMA, AMARIN, AMATA, AMATAV, ANAN, AOT, AP, APCO, APCS, ARIP, ARROW, ASEFA, ASK, ASP, ASW, ATP30, AUCTION, AWC, AYUD, B, BA, BAFS, BAM, BANPU, BAY, BBL, BBK, BBL, BC, BCH, BCP, BCPG, BDM, BEC, BEM, BEYOND, BGC, BGRIM, BH, BIZ, BJC, BJCHI, BKI, BLA, BOL, BPP, BRI, BROOK, BRR, BTS, BTW, BWG, BYD, CBG, CENTEL, CFRESH, CHASE, CHEWA, CHG, CHOW, CIMBT, CIVIL, CK, CKP, CM, CNT, COLOR, COM7, COTTO, CPALL, CPAXT, CPF, CPI, CPL, CPN, CPW, CRC, CRD, CSC, CSS, CV, DCC, DDD, DELTA, DEMCO, DMT, DOHOME, DRT, DUSIT, EA, EASTW, ECF, ECL, EE, EGCO, EPG, ERW, ETC, ETE, FE, FLOYD, FN, FPI, FPT, FSX, FVC, GBX, GC, GCAP, GENCO, GFPT, GGC, GLAND, GLOBAL, GPSC, GRAMMY, GULF, GUNKUL, HANA, HARN, HENG, HMPRO, HPT, HTC, ICC, ICHI, ICN, IIL, ILLINK, ILM, IMH, IND, INET, INTUCH, IP, IRC, IRPC, ITC, ITEL, IVL, JAS, JTS, KBANK, KCC, KCE, KEX, KKP, KSL, KTB, KTC, KTMS, KUMWEL, KUN, LALIN, LANN, LH, LHF, LIT, LOXLEY, LPN, LRH, LST, M, MAJOR, MALEE, MATCH, MBK, MC, M-CHAI, MCOT, MEGA, MFC, MFEC, MILL, MINT, MONO, MOONG, MSC, MST, MTC, MTI, NC, NCH, NCL, NDR, NER, NKI, NOBLE, NRF, NTV, NVD, NWR, NYT, OCC, OISHI¹, ONEE, OR, ORI, OSP, OTO, PAP, PATO, PB, PCSGH, PDG, PDJ, PG, PHOL, PIMO, PJW, PLANB, PLAT, PLUS, PM, POLY, PORT, PPP, PPS, PR9, PRG, PRINC, PRM, PRTR, PSH, PSL, PT, PTC, PTT, PTTTP, PTTGC, Q-CON, QH, QTC, RATCH, RBF, RPH, RS, RT, S, S&J, SA, SABINA, SAK, SAMART, SAMTEL, SAPPE, SAT, SBNEXT, SC, SCB, SCC, SCCC, SCG, SCGP, SCM, SDC, SEAFCO, SEAOL, SECURE, SELIC, SENA, SENX, SFP², SFT, SGC, SGP, SHR, SICT, SIRI, SIS, SITHAI, SJWD, SKR, SM, SMPC, SMT, SNC, SNNP, SNP, SO, SPALI, SPC, SPCG, SPI, SPRC, SR, SSC, SSF, SSSC, STA, STC, STEC, STGT, STI, SUC, SUN, SUSCO, SUTHA, SVI, SVT, SYMC, SYNEX, SYNTEC, TACC, TAE, TCAP, TCMC, TEAMG, TEGH, TFG, TFMAMA, TGE, TGH, THANA, THANI, THCOM, THIP, THRE, THREL, TIDLOR, TIPH, TISCO, TK, TKN, TKS, TKT, TLI, TM, TMC, TMD, TMT, TNDT, TNITY, TNL, TNR, TOA, TOG, TOP, TPBI, TPCS, TPIPL, TPIPP, TPS, TQM, TQR, TRT, TRUE, TRV, TSC, TSTE, TSTH, TTA, TTB, TTCL, TTW, TURTLE, TVDH, TVH, TVO, TVT, TWPC, UAC, UBE, UBIS, UKEM, UP, UPF, UPOIC, UV, VCOM, VGI, VIBHA, VIH, VL, WACOAL, WGE, WHA, WHAUP, WICE, WINMED, WINNER, XPG, YUASA, ZEN

Companies with Very Good CG Scoring

2S, A5, AAI, AIE, ALUCON, AMR, APURE, ARIN, AS, ASIA, ASIAN, ASIMAR, ASN, AURA, BR, BSBM, BTG, CEN, CGH, CH, CHIC, CI, CIG, CMC, COMAN, CSP, DOD, DPAIN, DV8, EFORL, EKH, ESSO, ESTAR, EVER, FORTH, FSMART, FTI, GEL, GPI, HEALTH, HUMAN, IFS, INSET, IT, J, JCKH, JDF, JKN, JMART, JUBILE, K, KCAR, KGI, KIAT, KISS, KK, KTIS, KWC, KWM, LDC, LEH, LHK, MACO, METCO, MICRO, MK, MVP, NCAP, NOVA, NTSC, PACO, PIN, PQS, PREB, PRI, PRIME, PROEN, PROS, PROUD, PSTC, PTECH, PYLON, RCL, SALEE, SANKO, SCI, SCN, SE, SE-ED, SFLEX, SINGER, SKN, SONIC, SORKON, SPVI, SSP, SST, STANLY, STP, SUPER, SVOA, SWC, TCC, TEKA, TFM, TMILL, TNP, TPLAS, TPOLY, TRC, TRU, TRUBB, TSE, VRANDA, WAVE, WFX, WIJK, WIN, WP, XO

Companies with Good CG Scoring

24CS, AMANAH, AMARC, AMC, APP, ASAP, BCT, BE8, BIG, BIOTEC, BLESS, BSM, BVG, CAZ, CCET, CHARAN, CHAYO, CHOTI, CITY, CMAN, CMR, CRANE, CWT, DHOUSE, DTCENT, EASON, FNS, FTE, GIFT, GJS, GTB, GTV, GYT, HL, HTECH, HYDRO, IIG, INGRS, INSURE, IRCP, ITD, ITNS, JCK, JMT, JR, JSP, KBS, KGEN, KJL, L&E, LEE, MASTER, MBAX, MEB, MENA, META, MGT, MITSIB, MJD, MOSHI, MUD, NATION, NNCL, NPK, NSL, NV, OGC, PAF, PCC, PEACE, PICO, PK, PL, PLANET, PLE, PMTA, PPM, PRAKIT, PRAPAT, PRECHA, PRIN, PSG, RABBIT, READY, RJH, RSP, RWI, S11, SAAM, SAF, SAMCO, SAWAD, SCAP, SCP, SIAM, SKE, SKY, SMART, SMD, SMIT, SOLAR, SPA, STECH, STPI, SVR, TC, TCCC³, TEAM, TFI, TIGER, TITLE, TKC, TMI, TNH, TPA, TPAC, TRITN, UBA, UMI, UMS, UTP, VARO, VPO, W, WARRIX, WORK, WPH, YONG, ZIGA

Corporate Governance Report

The material contained in this publication is for general information only and is not intended as advice on any of the matters discussed herein. Readers and others should perform their own independent analysis as to the accuracy or completeness or legality of such information. The Thai Institute of Directors, its officers, the authors and editor make no representation or warranty as to the accuracy, completeness or legality of any of the information contained herein. By accepting this document, each recipient agrees that the Thai Institute of Directors Association, its officers, the authors and editor shall not have any liability for any information contained in, or for any omission from, this publication.

The survey result is as of the date appearing in the Corporate Governance Report of Thai Listed Companies. As a result, the survey result may be changed after that date. InnovestX Securities Company Limited does not conform nor certify the accuracy of such survey result.

To recognize well performers, the list of companies attaining "Good", "Very Good" and "Excellent" levels of recognition (Not including listed companies qualified in the "no announcement of the results" clause from 1 January 2022 to 31 October 2023) is publicized.

¹OISHI was voluntarily delisted from the Stock Exchange of Thailand, effectively on September 6, 2023

²SFP was voluntarily delisted from the Stock Exchange of Thailand, effectively on July 19, 2023

³TCCC was voluntarily delisted from the Stock Exchange of Thailand effectively on August 25, 2023

Anti-corruption Progress Indicator

Certified (ได้รับรอง)

2S, 7UP, AAI, ADVANC, AF, AH, AI, AIE, AIRA, AJ, AKP, AMA, AMANAH, AMATA, AMATAV, AP, APCS, AS, ASIAN, ASK, ASP, AWC, AYUD, B, BAFS, BAM, BANPU, BAY, BBGI, BBL, BCH, BCP, BCPG, BE8, BEC, BEYOND, BGC, BGRIM, BKI, BLA, BPP, BROOK, BRR, BSBM, BTS, BWG, CEN, CENTEL, CFRESH, CGH, CHEWA, CHOTI, CHOW, CIG, CIMBT, CM, CMC, COM7, CPALL, CPAXT, CPF, CPI, CPL, CPN, CPW, CRC, CSC, DCC, DELTA, DEMCO, DIMET, DOHOME, DRT, DUSIT, EA, EASTW, ECF, EGCO, EP, EPG, ERW, ESTAR, ETC, ETE, FNS, FPI, FPT, FSMART, FTE, GBX, GC, GCAP, GEL, GFPT, GGC, GJS, GPI, GPSC, GSTEEL, GULF, GUNKUL, HANA, HARN, HENG, HMPRO, HTC, ICC, ICHI, IFS, III, ILLINK, ILM, INET, INOX, INSURE, INTUCH, IRPC, ITEL, IVL, JAS, JKN, JR, JTS, KASET, KBANK, KBS, KCAR, KCCAMC, KCE, KGEN, KGI, KKP, KSL, KTB, KTC, L&E, LANN, LHF, LHK, LPN, LRH, M, MAJOR, MALEE, MATCH, MBAX, MBK, MC, MCOT, META, MFC, MFEC, MILL, MINT, MONO, MOONG, MSC, MST, MTC, MTI, NATION, NCAP, NEP, NKI, NOBLE, NRF, NWR, OCC, OGC, OR, ORI, PAP, PATO, PB, PCSGH, PDG, PDJ, PG, PHOL, PIMO, PK, PL, PLANB, PLANET, PLAT, PM, PPP, PPM, PPS, PR9, PREB, PRG, PRINC, PRM, PROS, PSH, PSL, PSTC, PT, PTECH, PTG, PTT, PTTTP, PTTGC, PYLON, Q-CON, QH, QLT, QTC, RABBIT, RATCH, RML, RS, RWI, S&J, SAAM, SABINA, SAK, SAPPE, SAT, SC, SCC, SCCC, SCG, SCGP, SCM, SCN, SEAOL, SE-ED, SELIC, SENA, SGC, SGP, SIRI, SITHAI, SKR, SMIT, SMK, SMPC, SNC, SNP, SORKON, SPACK, SPALI, SPC, SPI, SPRC, SRICHA, SSF, SSP, SSSC, SST, STA, STGT, STOWER, SUSCO, SVI, SYMC, SYNTEC, TAE, TAKUNI, TASCO, TCAP, TCMC, TFG, TFI, TFMAMA, TGE, TGH, THANI, THCOM, THIP, THRE, THREL, TIDLOR, TIPCO, TISCO, TKS, TKT, TMD, TMILL, TMT, TNITY, TNL, TNP, TNR, TOG, TOP, TOPP, TPA, TPCS, TRT, TRU, TSC, TSI, TSTE, TSTH, TTA, TTB, TTCL, TU, TVDH, TVO, TWPC, UBE, UBIS, UEC, UKEM, UOBKH, UV, VCOM, VGI, VIH, WACOAL, WHA, WHAUP, WICE, WIJK, XO, YUASA, ZEN, ZIGA

Declared (ประกาศเจตนารมณ์)

ACE, ADB, ALT, AMC, ASW, BLAND, BTG, BYD, CAZ, CBG, CV, DEXON, DMT, EKH, FSX, GLOBAL, GREEN, ICN, IHL, ITC, J, JMART, JMT, LEO, LH, MENA, MITSIB, MODERN, NER, NEX, OSP, PEER, PLUS, POLY, PQS, PRIME, PROEN, PRTR, RBF, RT, SA, SANKO, SCB, SENX, SFLEX, SIS, SKE, SM, SVOA, TBN, TEGH, TIPH, TKN, TPAC, TPLAS, TQM, TRUE, W, WPH, XPG

N/A

24CS, 3K-BAT, A, A5, AAV, ABM, ACAP, ACC, ACG, ADD, ADVICE, AEONTS, AFC, AGE, AHC, AIT, AJA, AKR, AKS, ALL, ALLA, ALPHAX, ALUCON, AMARC, AMARIN, AMR, ANAN, ANI, AOT, APCO, APEX, APO, APP, APURE, AQUA, ARIN, ARIP, ARROW, ASAP, ASEFA, ASIA, ASIMAR, ASN, ATP30, AU, AUCTION, AURA, B52, BA, BBK, BC, BCT, BDM, BEAUTY, BEM, BGT, BH, BIG, BIOTEC, BIS, BIZ, BJC, BJCHI, BKD, BKGI, BLC, BLESS, BLISS, BM, BOL, BPS, BR, BRI, BROCK, BSM, BSRC, BTNC, BTW, BUI, BVG, CCET, CCP, CEYE, CGD, CH, CHARAN, CHASE, CHAYO, CHG, CHIC, CHO, CI, CITY, CIVIL, CK, CKP, CMAN, CMO, CMR, CNT, COCOCO, COLOR, COMAN, CPANEL, CPH, CPR, CPT, CRANE, CRD, CREDIT, CSP, CSR, CSS, CTW, CWT, D, DCON, DDD, DHOUSE, DITTO, DOD, DPAIN, DTCENT, DTICI, DV8, EASON, ECL, EE, EFORL, EMC, ETL, EURO, EVER, F&D, FANCY, FE, FLOYD, FMT, FN, FORTH, FTI, FVC, GABLE, GENCO, GFC, GIFT, GL, GLAND, GLOCON, GLORY, GRAMMY, GRAND, GSC, GTB, GTV, GYT, HEALTH, HFT, HL, HPT, HTECH, HUMAN, HYDRO, I2, IFEC, IIG, IMH, IND, INGRS, INSET, IP, IRC, IRCP, IT, ITD, ITNS, ITHI, JAK, JCK, JCKH, JCT, JDF, JPARK, JSP, JUBILE, K, KAMART, KC, KCG, KCM, KDH, KEX, KIAT, KISS, KJL, KK, KKC, KLINIQ, KOOL, KTIS, KTMS, KUMWEL, KUN, KWC, KWI, KWM, KYE, LALIN, LDC, LEE, LIT, LOXLEY, LPH, LST, MANRIN, MASTER, MATI, MCA, M-CHAI, MCS, MDX, MEB, MEGA, METCO, MGC, MGI, MGT, MICRO, MIDA, MJD, MK, ML, MORE, MOSHI, MTW, MUD, MVP, NAM, NAT, NC, NCH, NCL, NDR, NEO, NETBAY, NEW, NEWS, NFC, NL, NNCL, NOK, NOVA, NPK, NSL, NTSC, NTV, NUSA, NV, NVD, NYT, OHTL, ONEE, ORN, PACE, PACO, PAF, PANEL, PCC, PEACE, PERM, PF, PHG, PICO, PIN, PJW, PLE, PLT, PMTA, POLAR, PORT, POST, PPM, PRAKIT, PRAPAT, PRECHA, PRI, PRIN, PRO, PROUD, PSG, PSP, PTC, PTL, QTGC, RAM, RCL, READY, RICHY, RJH, ROCK, ROCTEC, ROH, ROJNA, RP, RPC, RPH, RSP, S, S11, SABUY, SAF, SAFARI, SAFE, SALEE, SAM, SAMART, SAMCO, SAMTEL, SAUCE, SAV, SAWAD, SAWANG, SBNEXT, SCAP, SCGD, SCI, SCL, SCP, SDC, SE, SEAFCO, SECURE, SFT, SGF, SHANG, SHR, SIAM, SICT, SIMAT, SINGER, SINO, SISB, SJWD, SK, SKN, SKY, SLM, SLP, SMART, SMD, SMT, SNNP, SO, SOLAR, SONIC, SPA, SPCG, SPG, SPREME, SPVI, SQ, SR, SRS, SSC, STANLY, STARK, STC, STEC, STECH, STHAI, STI, STP, STPI, STX, SUC, SUN, SUPER, SUTHA, SVR, SVT, SWC, SYNEX, TACC, TAN, TAPAC, TC, TCC, TCJ, TCOAT, TEAM, TEAMG, TEKA, TERA, TFM, TGPRO, TH, THAI, THANA, THE, THG, THMU, TIGER, TITLE, TK, TKC, TLI, TM, TMC, TMI, TMW, TNDT, TNH, TNPC, TOA, TPBI, TPCH, TPIPL, TPIPP, TPL, TPOLY, TPP, TPS, TQR, TR, TRC, TRITN, TRP, TRUBB, TRV, TSE, TTI, TTT, TTW, TURTLE, TVH, TVT, TWP, TWZ, TYCN, UAC, UBA, UMI, UMS, UNIQ, UP, UPF, UPOIC, UREKA, UTP, UVAN, VARO, VIBHA, VL, VNG, VPO, VRANDA, WARRIX, WAVE, WELL, WFX, WGE, WIN, WINDOW, WINMED, WINNER, WORK, WORLD, WP, YGG, YONG, ZAA

Explanations

Companies participating in Thailand's Private Sector Collective Action Coalition Against Corruption programme (Thai CAC) under Thai Institute of Directors (as of November 1, 2023) are categorised into: companies that have declared their intention to join CAC, and companies certified by CAC.