

Petrochemicals

SET Petro Index Close: 9/7/2024 602.18 -2.67 / -0.44% Bt357mn
 Bloomberg ticker: SETPETRO



Naphtha cost up to 4-month high

Rising oil price pushed naphtha cost up WoW to a 4-month high of US\$721/t, depressing profitability, particularly for naphtha-based producers, where spread shrank 1-8% WoW. LDPE spread continues shine on tighter supply from the continued logistical disruption caused by the Red Sea crisis. The industry’s outlook remains unexciting given the lingering downturn of product price and spread. The current demand-supply imbalance will take time to clear up, as global economic growth is slowed by higher interest rate for longer and ongoing geopolitical risk still dampens market sentiment via more oil price volatility. Still cautious on the sector.

LDPE spread upheld average PE/PP spread WoW. LDPE spread rose 3% WoW to a two-year high of US\$609/t, supporting average PE/PP spread at US\$389/t (+1% WoW), still well above 12MMA of US\$346/t, reflecting tighter regional supply of LDPE on less new capacity additions. Other polyolefin product prices were stable WoW but product spread slimmed 1% WoW. Although average PE/PP spread has crept up steadily over the past year, it is weak against the average of US\$607/t in 3Q20-2Q22 prior to the current industry downcycle, on a demand-supply imbalance for both PE and PP products due to added capacity, restraining prices and spread.

Benzene spread down WoW on higher availability. Benzene price fell 2% WoW to US\$1,020/t but stayed above 12MMA of US\$973/t, reflecting higher supply as more plants returned from maintenance shutdowns. Benzene-naphtha spread also fell 8% WoW to US\$299/t, equal its 12MMA. Demand for benzene from downstream PS and ABS continued to support benzene price, especially in China, due to the government’s appliance replacement campaign which boosted demand for PS and ABS. PX spread was stable WoW at US\$394/t, far below 12MMA of US\$436/t, on weak downstream demand due to unviable PTA-PX spread. This also reflects lower demand for gasoline blending than expected, releasing more feedstock for PX plants coming back on line.

Integrated PET spread fell to a 10-month low. Integrated PET spread fell 4% WoW to a 10-month low of US\$77/t due to higher MEG price (+2%) on lower inventories, while PTA price fell 1% WoW as the market expects higher production in July after delayed restarts and easing utilization rate for polyester producers, who share feedstock with PET resin. Price of PET bottle chips remained stable at US\$910/t, still below 12MMA of US\$919/t, continuing to be pressured by supply gluts in Asia due to capacity additions in China, and high freight rate for exports to western markets. This was partly offset by lower operating rates by less competitive producers, with China’s PET bottle chip producers cutting utilization to only 73% from 85%. (CCFGroup)

Key product prices and spread

(US\$/t)	Current 5-Jul-24	-1W	-1M	-3M	-6M	-12M	3Q24 QTD	2Q24	QoQ%	2024 YTD	YoY%	12MMA
Naphtha (Japan) C&F	721	0%	12%	4%	13%	21%	721	686	5%	687	6%	673
Ethylene (SE Asia) CFR	935	0%	-2%	-8%	9%	24%	935	979	-4%	967	8%	925
Propylene (SE Asia) CFR	855	4%	4%	1%	1%	16%	855	832	3%	863	-3%	838
HDPE (SE Asia Film) CFR	1,040	0%	0%	0%	5%	7%	1,040	1,035	0%	1,030	-2%	1,021
LDPE (SE Asia Film) CFR	1,330	2%	11%	17%	29%	43%	1,330	1,179	13%	1,147	6%	1,083
LLDPE (SE Asia Film) CFR	1,050	0%	0%	4%	5%	11%	1,050	1,031	2%	1,021	-1%	1,004
PP (SE Asia Inj) CFR	1,020	0%	1%	2%	7%	15%	1,020	1,006	1%	996	-3%	974
Related stocks	PTTGC (-)	SCC (-)	IRPC (-)									
Paraxylene (FOB)	1,115	0%	1%	-1%	2%	5%	1,115	1,108	1%	1,103	1%	1,110
Benzene (FOB Korea Spot)	1,020	-2%	-2%	-6%	13%	33%	1,020	1,057	-4%	1,032	15%	973
Related stocks	PTTGC (-)	TOP (-)										
MEG (SE Asia) CFR	560	2%	5%	5%	3%	19%	560	532	5%	542	6%	517
PTA (SE Asia) CFR	810	-1%	1%	1%	4%	3%	810	802	1%	794	-2%	794
PET Bottle (NE Asia) FOB	910	0%	-1%	-1%	-1%	-1%	910	918	-1%	920	-6%	919
Related stocks	PTTGC (-)	IVL (-)										
ABS (SE Asia) CFR	1,540	0%	0%	5%	20%	21%	1,540	1,508	2%	1,438	4%	1,387
PS GPPS (SE Asia) CFR	1,370	0%	-1%	2%	14%	20%	1,370	1,379	-1%	1,324	5%	1,279
Related stocks	IRPC (+)											
PVC (SE Asia) CFR	850	0%	2%	5%	13%	9%	850	812	5%	801	-7%	813
Related stocks	SCC (+)	PTTGC (+)										
Spread												
Ethylene - naphtha	214	-1%	-30%	-33%	-1%	33%	214	293	-27%	280	15%	251
Propylene - naphtha	134	27%	-26%	-14%	-35%	-8%	134	146	-8%	176	-28%	165
HDPE - naphtha	319	-1%	-19%	-8%	-9%	-15%	319	350	-9%	343	-15%	347
LDPE - naphtha	609	3%	10%	36%	56%	81%	609	493	24%	460	5%	409
LDPE - Ethylene	395	5%	58%	216%	126%	126%	395	200	97%	180	-7%	158
LLDPE - naphtha	329	-1%	-19%	4%	-9%	-8%	329	345	-5%	333	-14%	330
PP - naphtha	299	-1%	-18%	-2%	-4%	1%	299	320	-7%	308	-17%	301
PX - naphtha	394	0%	-14%	-10%	-13%	-15%	394	423	-7%	416	-6%	436
BZ - naphtha	299	-8%	-24%	-24%	15%	75%	299	371	-19%	345	38%	299
MEG - Ethylene	-20	n.a.	n.a.	n.a.	n.a.	n.a.	-20	-75	n.a.	-58	n.a.	-57
PTA - PX	63	-14%	0%	31%	27%	21%	63	59	6%	54	-28%	51
PET spread	23	29%	-54%	-50%	-64%	-72%	23	47	-51%	54	-52%	60
ABS spread	880	1%	-2%	12%	17%	3%	880	845	4%	800	-7%	804
PS spread	293	7%	0%	59%	22%	-7%	293	260	13%	228	-23%	243
PVC - ethylene	366	0%	-2%	19%	32%	-5%	366	334	10%	312	-23%	346

Source: Industry data, Bloomberg Finance L.P. and InnovestX Research

Valuation summary

	Rating	Price (Bt)	TP (Bt)	ETR (%)	P/E (x) 24F	P/BV (x) 25F	P/E (x) 24F	P/BV (x) 25F
GGC	Underperform	7.3	7.7	5.9	173.2	32.3	0.8	0.8
IVL	Neutral	19.9	30.0	53.8	11.1	6.9	0.7	0.6
PTTGC	Outperform	31.0	48.0	58.1	13.2	9.4	0.5	0.5
Average		65.8	16.2	0.6	0.6			

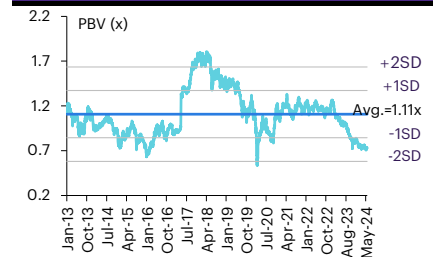
Source: InnovestX Research

Price performance

(%)	Absolute			Relative to SET		
	1M	3M	12M	1M	3M	12M
GGC	2.1	(5.8)	(38.7)	2.0	0.5	(30.4)
IVL	(2.9)	(22.7)	(40.2)	(3.0)	(17.6)	(32.1)
PTTGC	(3.9)	(23.9)	(20.5)	(4.0)	(18.8)	(9.9)

Source: SET and InnovestX Research

PBV band – SETPETRO

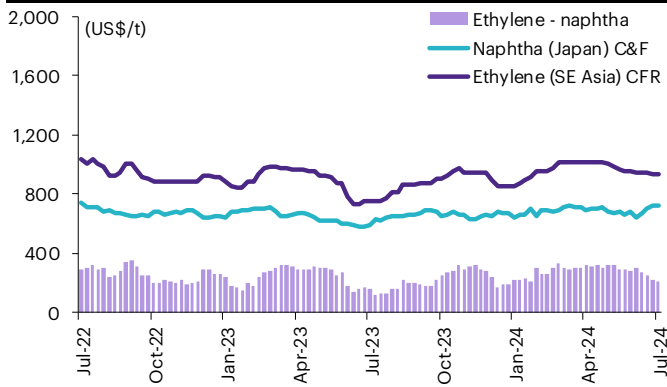


Source: SET, InnovestX Research

Analyst

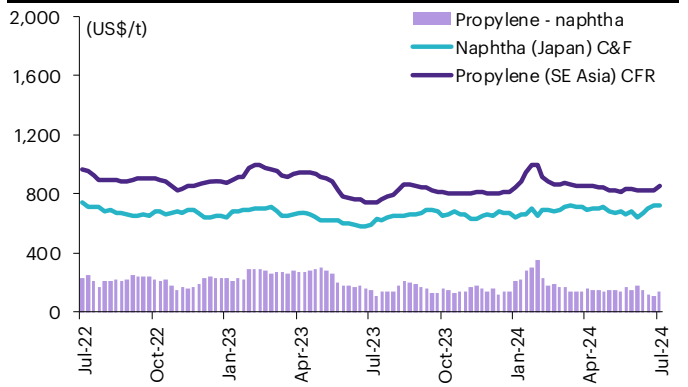
Chaipat Thanawattano
 Fundamental Investment
 Analyst on Securities
 (662) 949-1005
 chaipat.thanawattano@scb.co.th

Figure 1: Ethylene vs. naphtha



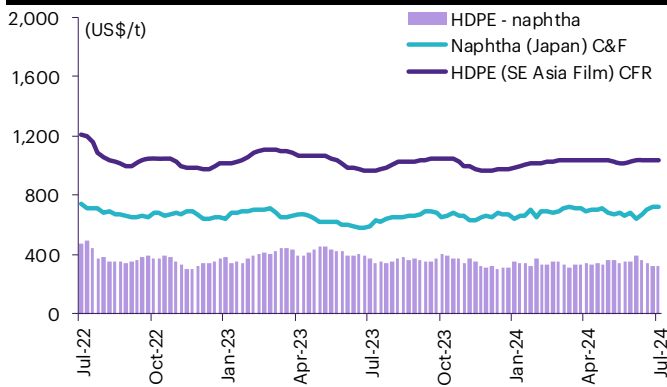
Source: Industry data, Bloomberg Finance L.P. and InnovestX Research

Figure 2: Propylene vs. naphtha



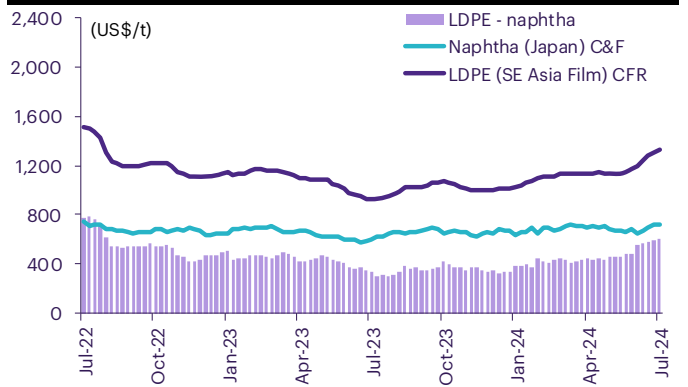
Source: Industry data, Bloomberg Finance L.P. and InnovestX Research

Figure 3: HDPE vs. naphtha



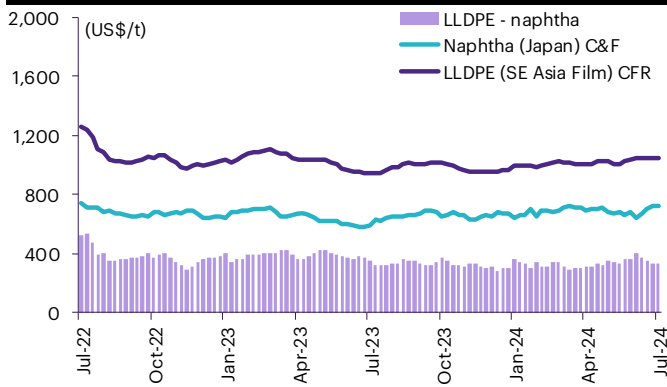
Source: Industry data, Bloomberg Finance L.P. and InnovestX Research

Figure 4: LDPE vs. naphtha



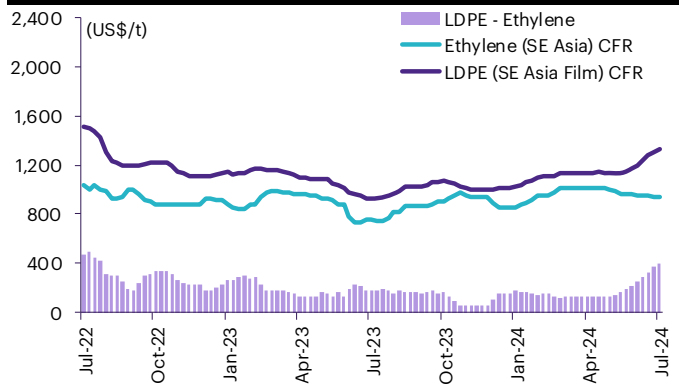
Source: Industry data, Bloomberg Finance L.P. and InnovestX Research

Figure 5: LLDPE vs. naphtha



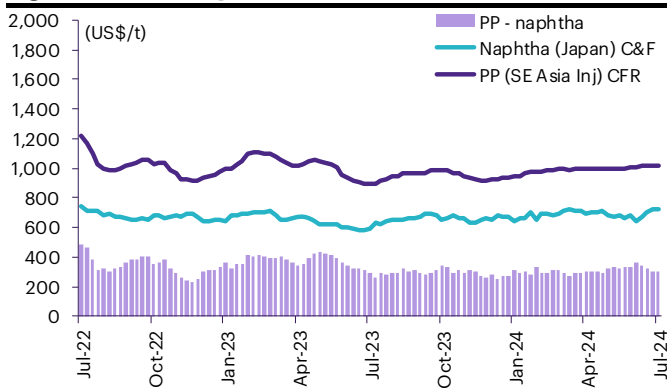
Source: Industry data, Bloomberg Finance L.P. and InnovestX Research

Figure 6: LDPE vs. ethylene



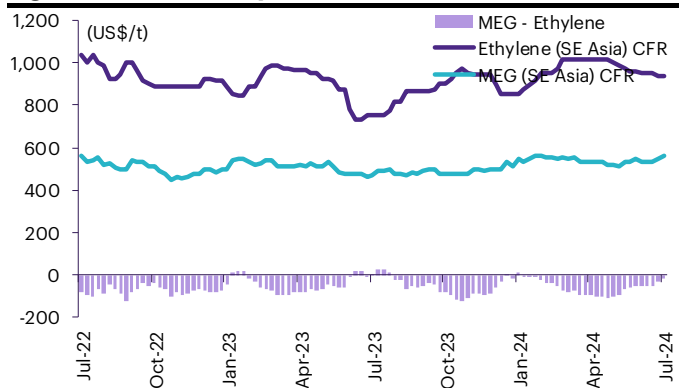
Source: Industry data, Bloomberg Finance L.P. and InnovestX Research

Figure 7: PP vs. naphtha



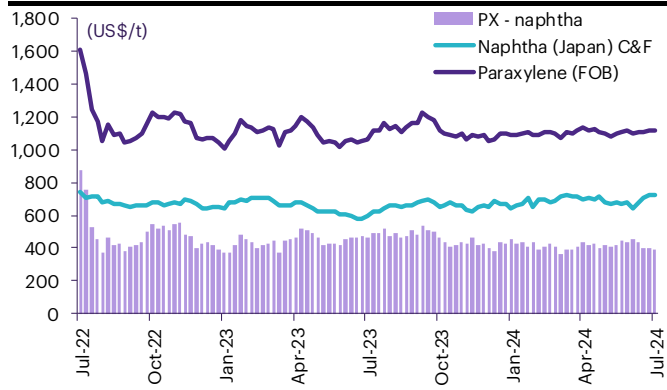
Source: Industry data, Bloomberg Finance L.P. and InnovestX Research

Figure 8: MEG vs. ethylene



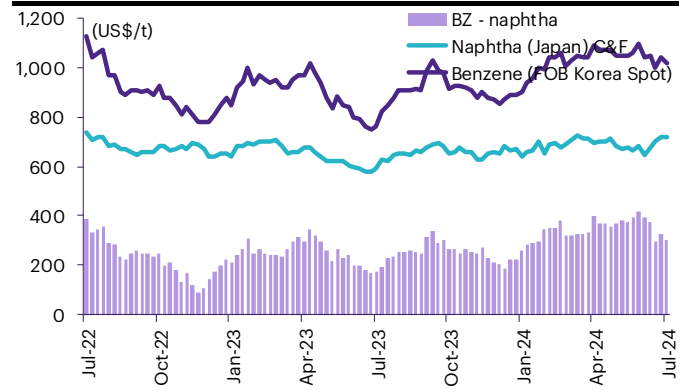
Source: Industry data, Bloomberg Finance L.P. and InnovestX Research

Figure 9: Paraxylene vs. naphtha



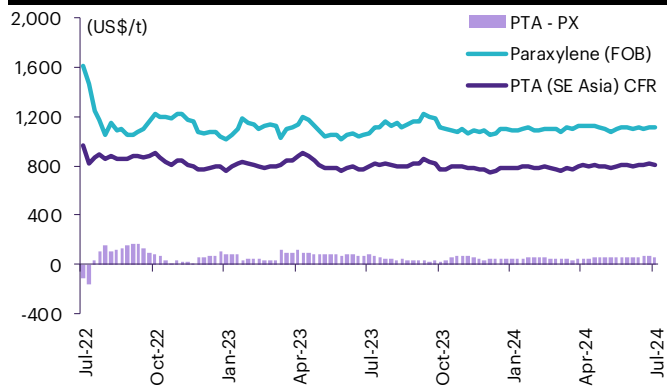
Source: Industry data, Bloomberg Finance L.P. and InnovestX Research

Figure 10: Benzene vs. naphtha



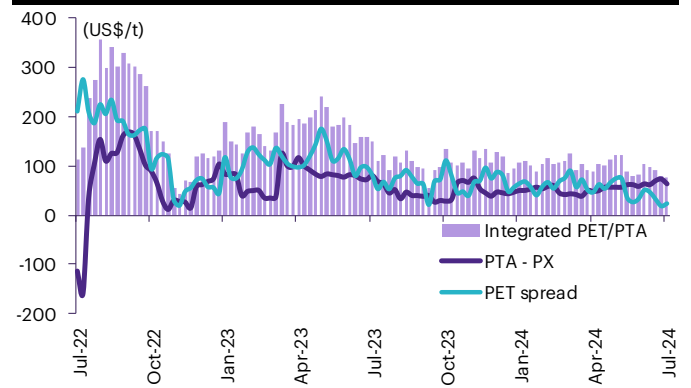
Source: Industry data, Bloomberg Finance L.P. and InnovestX Research

Figure 11: PTA vs. paraxylene



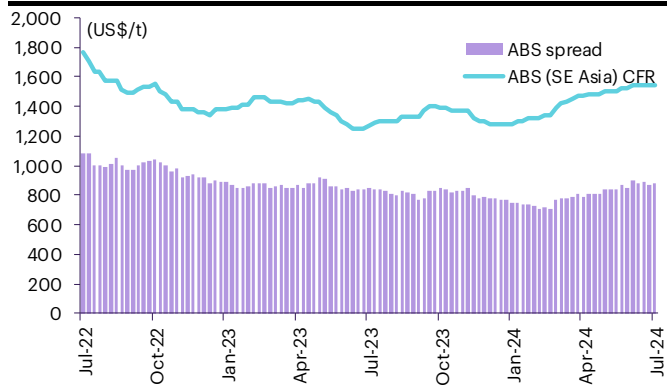
Source: Industry data, Bloomberg Finance L.P. and InnovestX Research

Figure 12: Integrated PET spread



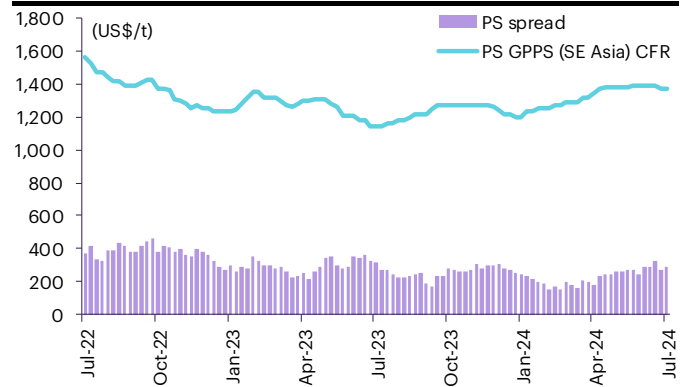
Source: Industry data, Bloomberg Finance L.P. and InnovestX Research

Figure 13: ABS price and product spread



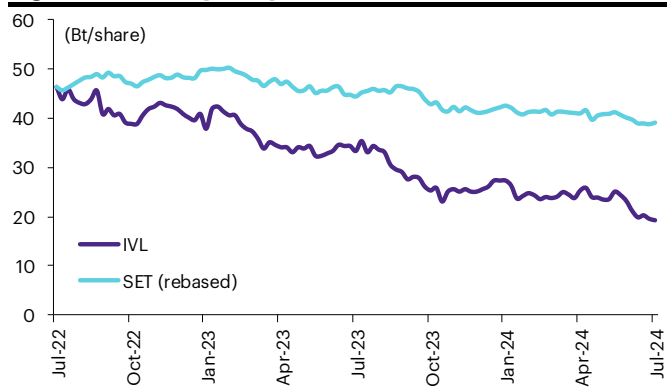
Source: Industry data, Bloomberg Finance L.P. and InnovestX Research

Figure 14: Polystyrene price and product spread



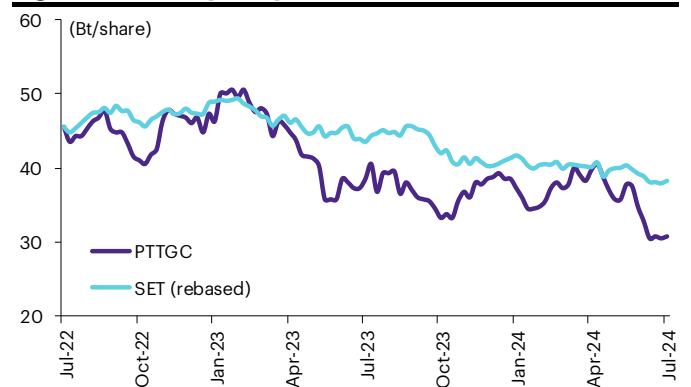
Source: Industry data, Bloomberg Finance L.P. and InnovestX Research

Figure 15: Share price performance - IVL



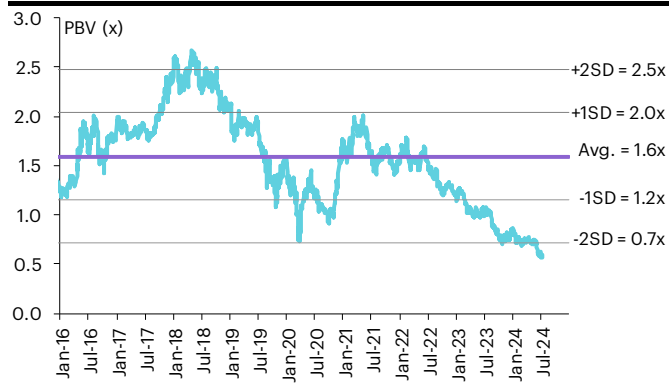
Source: Bloomberg Finance L.P. and InnovestX Research

Figure 16: Share price performance - PTTGC



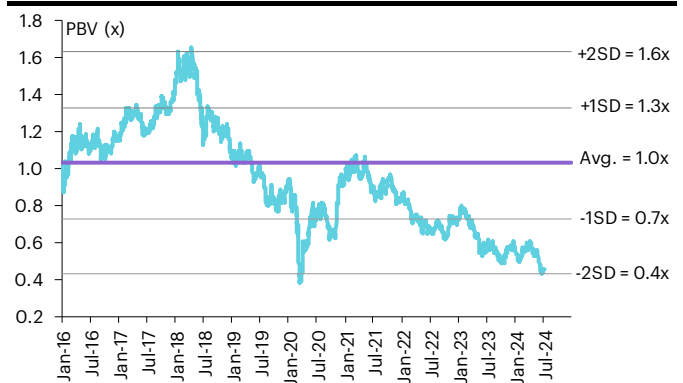
Source: Bloomberg Finance L.P. and InnovestX Research

Figure 17: PBV band – IVL



Source: InnovestX Research

Figure 18: PBV band – PTTGC



Source: InnovestX Research

Figure 19: Product spread – heat map

Product	1Q21	2Q21	3Q21	4Q21	1Q22	2Q22	3Q22	4Q22	1Q23	2Q23	3Q23	4Q23	1Q24	2Q24	Product
HDPE	583	576	462	505	421	445	368	336	373	436	361	344	338	350	HDPE
LDPE	968	917	740	880	741	782	600	472	446	437	343	363	415	493	LDPE
LLDPE	581	583	510	557	445	477	389	344	369	408	337	319	322	345	LLDPE
PP	754	695	547	550	428	432	352	291	359	393	295	290	297	320	PP
PX	226	312	274	179	286	635	501	468	401	484	490	426	411	423	PX
BZ	188	352	324	198	200	357	272	157	238	270	256	238	322	371	BZ
PS	511	498	450	472	395	305	392	365	285	306	239	281	192	260	PS
ABS	1,925	1,976	1,760	1,785	1,366	1,231	1,024	945	863	863	816	804	749	845	ABS
PET	145	149	118	217	203	201	200	69	109	117	66	69	63	47	PET
Int PET	241	224	209	321	269	172	257	113	166	190	106	112	105	98	Int PET
PVC	619	710	548	629	472	579	446	412	453	354	453	315	286	334	PVC

Source: InnovestX Research

Figure 20: Valuation summary (price as of Jul 9, 2024)

	Rating	Price (Bt/Sh)	Target (Bt/Sh)	ETR (%)	P/E (x)			EPS growth (%)			P/BV (x)			ROE (%)			Div. Yield (%)			EV/EBITDA (x)		
					23A	24F	25F	23A	24F	25F	23A	24F	25F	23A	24F	25F	23A	24F	25F	23A	24F	25F
GGC	Underperform	7.30	7.7	5.9	n.m.	173.2	32.3	n.m.	n.m.	436	0.8	0.8	0.8	(2)	0	2	1.4	0.4	1.5	11.7	7.9	6.0
IVL	Neutral	19.90	30.0	53.8	286.9	11.1	6.9	(99)	2,474	62	0.7	0.7	0.6	0	6	9	4.6	3.0	4.5	8.2	5.7	4.4
PTTGC	Outperform	31.00	48.0	58.1	n.m.	13.2	9.4	n.m.	n.m.	40	0.5	0.5	0.5	(1)	4	5	3.2	3.2	5.2	9.0	7.3	6.2
Average					286.9	65.8	16.2	(99)	2,474	179	0.6	0.6	0.6	(1)	3	5	3.1	2.2	3.7	9.6	7.0	5.5

Source: InnovestX Research

Figure 21: Regional peer comparison

Company	PE (x)			EPS Growth (%)			PBV (x)			ROE (%)			Div. Yield (%)			EV/EBITDA (x)		
	24F	25F	26F	24F	25F	26F	24F	25F	26F	24F	25F	26F	24F	25F	26F	24F	25F	26F
Sinopec Shanghai Petrochem	46.8	26.2	20.2	144.8	78.6	30.0	1.1	1.1	1.0	2.3	4.2	5.1	1.0	1.3	3.0	7.3	5.7	5.4
China Petroleum & Chemical	11.3	10.7	10.1	18.9	5.9	5.9	1.0	0.9	0.9	8.4	8.6	8.7	5.8	6.1	6.2	5.5	4.4	3.8
PetroChina Co Ltd	8.2	7.9	7.7	6.9	3.7	2.0	0.9	0.9	0.8	11.2	10.7	10.7	5.6	5.7	6.1	4.4	4.3	4.3
Reliance Industries Ltd	27.2	23.7	20.9	14.7	15.0	13.0	2.4	2.2	2.0	9.5	10.0	10.6	0.3	0.3	0.4	13.7	12.2	11.0
Mitsui Chemicals Inc	12.0	9.4	8.2	19.6	27.1	15.3	0.9	0.9	0.8	8.1	9.9	10.3	3.4	3.6	3.8	7.9	6.7	6.2
Asahi Kasei Corp	15.9	11.8	10.6	803.3	34.6	11.3	0.8	0.7	0.7	5.5	6.5	7.0	3.5	3.5	3.7	6.5	5.9	5.4
Sumitomo Chemical Co Ltd	n.m.	16.4	9.5	70.5	153.7	73.2	0.6	0.6	0.6	(4.8)	4.3	6.9	2.4	2.8	3.8	n.a.	8.7	7.5
Lotte Chemical Corp	n.m.	13.8	10.3	(149.2)	363.4	34.5	0.3	0.3	n.a.	(0.7)	2.4	2.9	3.0	3.2	3.7	11.6	7.4	6.9
Far Eastern New Century Corp	21.8	18.5	16.0	5.2	17.4	16.0	0.8	0.9	0.9	4.0	4.7	5.5	3.9	4.5	5.1	11.1	9.9	8.7
Formosa Chemicals & Fibre	30.0	21.7	15.9	10.8	38.2	36.4	0.9	0.9	0.8	2.6	3.7	6.7	2.6	3.5	5.4	16.0	14.0	11.3
Formosa Plastics Corp	33.2	20.1	13.1	49.2	65.4	53.3	1.0	1.0	1.0	3.6	4.5	7.0	2.1	3.7	5.5	33.3	21.8	16.8
Nan Ya Plastics Corp	25.9	15.5	16.0	134.5	67.2	(3.1)	1.0	1.0	1.0	3.6	5.4	6.3	2.6	4.1	5.6	15.9	12.2	10.1
Petronas Petrochemical Corp	29.6	20.5	16.4	(6.2)	44.0	25.5	1.8	1.7	1.6	6.7	6.0	n.m.	2.7	3.2	4.9	14.6	11.6	10.6
Petronas Chemicals Group Bhd	19.4	16.0	14.8	50.9	21.6	7.7	1.2	1.1	1.1	6.1	7.4	7.8	2.8	3.4	3.7	10.2	8.6	8.3
Indorama Ventures PCL	16.6	10.5	8.3	158.3	58.0	26.9	0.7	0.6	0.6	4.5	6.8	8.2	3.0	4.0	4.6	7.6	6.9	6.6
IRPC PCL	16.2	12.1	8.4	172.1	33.7	44.4	0.4	0.4	0.4	2.2	4.9	5.5	2.4	4.1	3.8	8.9	7.5	6.9
PTT Global Chemical PCL	26.6	12.3	9.2	430.0	115.9	33.8	0.6	0.5	0.5	5.9	4.1	5.3	7.6	3.9	4.7	9.6	7.9	7.2
Global Green Chemicals	52.1	20.6	15.2	170.0	153.6	35.2	0.8	0.7	0.7	1.4	3.4	4.8	0.4	1.5	2.2	10.5	8.5	7.1
Alpek SA de CV	17.3	11.6	7.1	114.5	49.2	62.9	0.9	0.8	0.8	4.4	7.5	11.5	185.6	165.9	192.4	5.8	5.1	4.2
Eastman Chemical Co	12.6	10.9	10.2	(0.5)	15.5	6.8	1.9	1.8	1.6	15.6	16.9	17.6	3.4	3.6	3.8	8.8	8.0	7.5
Average	23.5	15.5	12.4	110.9	68.1	26.6	1.0	1.0	0.9	5.0	6.6	7.8	12.2	11.6	13.6	11.0	8.9	7.8

Source: Bloomberg Finance L.P., InnovestX Research

Disclaimer

The information in this report has been obtained from sources believed to be reliable. However, its accuracy or completeness is not guaranteed. Any opinions expressed herein reflect our judgment at this date and are subject to change without notice. This report is for information only. It is not to be construed as an offer, or solicitation of an offer to sell or buy any securities. We accept no liability for any loss arising from the use of this document. We or our associates may have an interest in the companies mentioned therein.

InnovestX Securities Company Limited (“INVX”) is wholly owned by SCB X Public Company Limited (“SCBX”) and The Siam Commercial Bank Public Company Limited (“SCB”) is majority-owned by SCBX. Any information related to SCB is for sector comparison purpose.

This document is prepared by InnovestX Securities Company Limited (“INVX”) which is wholly owned by SCB X Public Company Limited (“SCBX”). The Siam Commercial Bank Public Company Limited, which is majority-owned by SCBX, acts as financial advisor of the LH Hotel Leasehold Real Estate Investment Trust. Any opinions, news, research, analyses, prices, statements, forecasts, projections and/or other information contained in this document (the “Information”) is provided as general information purposes only and shall not be construed as individualized recommendation of an offer to buy or sell or the solicitation of an offer to buy or sell any securities. INVX and/or its directors, officers and employees shall not be liable for any direct, indirect, incidental, special or consequential loss or damage, resulting from the use of or reliance on the Information, including without limitation to, damages for loss of profits. The investors shall use the Information in association with other information and opinion, including their own judgment in making investment decision. The Information is obtained from sources believed to be reliable, and INVX cannot guarantee the accuracy, completeness and/or correctness of the Information.

INVX reserves the right to modify the Information from time to time without notice and in its sole discretion. This document is delivered to intended recipient(s) only and is not permitted to reproduce, retransmit, disseminate, sell, distribute, republish, circulate or commercially exploit the Information in any manner without the prior written consent of INVX.

Futures and Options trading carry a high level of risk with the potential for substantial losses, and are not suitable for all persons. Before deciding to trade Futures and Options, you should carefully consider your financial position, investment objectives, level of experience, and risk appetite if Futures and Options trading are appropriate. The possibility exists that you could sustain a loss of some or all of your initial investment. You should be aware of all the risks associated with Futures and Options trading, and you are advised to rely on your own judgment while making investment decision and/or should seek advice from professional investment advisor if you have any doubts.

This document is delivered to intended recipient(s) only and is not permitted to reproduce, retransmit, disseminate, sell, distribute, republish, circulate or commercially exploit the Information in any manner without the prior written consent of INVX.

© Copyright 2022 InnovestX Securities Co., Ltd. All right reserved.

CG Rating 2023 Companies with CG Rating

Companies with Excellent CG Scoring

7UP, AAV, ABM, ACE, ACG, ADB, ADD, ADVANC, AEONTS, AF, AGE, AH, AHC, AIRA, AIT, AJ, AKP, AKR, ALLA, ALT, AMA, AMARIN, AMATA, AMATAV, ANAN, AOT, AP, APCO, APCS, ARIP, ARROW, ASEFA, ASK, ASP, ASW, ATP30, AUCTION, AWC, AYUD, B, BA, BAFS, BAM, BANPU, BAY, BBGI, BBIK, BBL, BC, BCH, BCP, BCPG, BDMS, BEC, BEM, BEYOND, BGC, BGRIM, BH, BIZ, BJC, BJCHI, BKI, BLA, BOL, BPP, BRI, BROOK, BRR, BTS, BTW, BWG, BYD, CBG, CENTEL, CFRESH, CHASE, CHEWA, CHG, CHOW, CIMBT, CIVIL, CK, CKP, CM, CNT, COLOR, COM7, COTTO, CPALL, CPAXT, CPF, CPI, CPL, CPN, CPW, CRC, CRD, CSC, CSS, CV, DCC, DDD, DELTA, DEMCO, DMT, DOHOME, DRT, DUSIT, EA, EASTW, ECF, ECL, EE, EGCO, EPG, ERW, ETC, ETE, FE, FLOYD, FN, FPI, FPT, FSX, FVC, GBX, GC, GCAP, GENCO, GFPT, GGC, GLAND, GLOBAL, GPSC, GRAMMY, GULF, GUNKUL, HANA, HARN, HENG, HMPRO, HPT, HTC, ICC, ICHI, ICN, III, ILINK, ILM, IMH, IND, INET, INTUCH, IP, IRC, IRPC, ITC, ITEL, IVL, JAS, JTS, KBANK, KCC, KCE, KEX, KKP, KSL, KTB, KTC, KTMS, KUMWEL, KUN, LALIN, LANNA, LH, LHFG, LIT, LOXLEY, LPN, LRH, LST, M, MAJOR, MALEE, MATCH, MBK, MC, M-CHAI, MCOT, MEGA, MFC, MFEC, MILL, MINT, MONO, MOONG, MSC, MST, MTC, MTI, NC, NCH, NCL, NDR, NER, NKI, NOBLE, NRF, NTV, NVD, NWR, NYT, OCC, OISHI¹, ONEE, OR, ORI, OSP, OTO, PAP, PATO, PB, PCSGH, PDG, PDJ, PG, PHOL, PIMO, PJW, PLANB, PLAT, PLUS, PM, POLY, PORT, PPP, PPS, PR9, PRG, PRINC, PRM, PRTR, PSH, PSL, PT, PTC, PTT, PTTEP, PTTGC, Q-CON, QH, QTC, RATCH, RBF, RPH, RS, RT, S, S&J, SA, SABINA, SAK, SAMART, SAMTEL, SAPPE, SAT, SBNEXT, SC, SCB, SCC, SCCC, SCG, SCGP, SCM, SDC, SEAFCO, SEAOL, SECURE, SELIC, SENA, SENX, SFP², SFT, SGC, SGF, SGP, SHR, SICT, SIRI, SIS, SITHAI, SJWD, SKR, SM, SMP, SMT, SNC, SNPP, SNP, SO, SPALI, SPC, SPCG, SPI, SPRC, SR, SSC, SSF, SSSC, STA, STC, STEC, STGT, STI, SUC, SUN, SUSCO, SUTHA, SVI, SVT, SYMC, SYNEX, SYNTEC, TACC, TAE, TCAP, TCMC, TEAMG, TEGH, TFG, TFMAMA, TGE, TGH, THANA, THANI, THCOM, THIP, THRE, THREL, TIDLOR, TIPH, TISCO, TK, TKN, TKS, TKT, TLI, TM, TMC, TMD, TMT, TNDT, TNITY, TNL, TNR, TOA, TOG, TOP, TPBI, TPCS, TPIPL, TPIPP, TPS, TQM, TQR, TRT, TRUE, TRV, TSC, TSTE, TSTH, TTA, TTB, TTCL, TTW, TURTLE, TVDH, TVH, TVO, TVT, TWPC, UAC, UBE, UBIS, UKEM, UP, UPF, UPOIC, UV, VCOM, VGI, VIBHA, VIH, VL, WACOAL, WGE, WHA, WHAUP, WICE, WINMED, WINNER, XPG, YUASA, ZEN

Companies with Very Good CG Scoring

2S, A5, AAI, AIE, ALUCON, AMR, APURE, ARIN, AS, ASIA, ASIAN, ASIMAR, ASN, AURA, BR, BSBM, BTG, CEN, CGH, CH, CHIC, CI, CIG, CMC, COMAN, CSP, DOD, DPAINT, DV8, EFORL, EKH, ESSO, ESTAR, EVER, FORTH, FSMART, FTI, GEL, GPI, HEALTH, HUMAN, IFS, INSET, IT, J, JCKH, JDF, JKN, JMART, JUBILE, K, KCAR, KGI, KIAT, KISS, KK, KTIS, KWC, KWM, LDC, LEO, LHK, MACO, METCO, MICRO, MK, MVP, NCAP, NOVA, NTSC, PACO, PIN, PQS, PREB, PRI, PRIME, PROEN, PROS, PROUD, PSTC, PTECH, PYLON, RCL, SALEE, SANKO, SCI, SCN, SE, SE-ED, SFLEX, SINGER, SKN, SONIC, SORKON, SPVI, SSP, SST, STANLY, STP, SUPER, SVOA, SWC, TCC, TEKA, TFM, TMILL, TNP, TPLAS, TPOLY, TRC, TRU, TRUBB, TSE, VRANDA, WAVE, WFX, WIJK, WIN, WP, XO

Companies with Good CG Scoring

24CS, AMANAH, AMARC, AMC, APP, ASAP, BCT, BE8, BIG, BIOTEC, BLESS, BSM, BVG, CAZ, CCET, CHARAN, CHAYO, CHOTI, CITY, CMAN, CMR, CRANE, CWT, DHOUSE, DTCENT, EASON, FNS, FTE, GIFT, GJS, GTB, GTV, GYT, HL, HTECH, HYDRO, IIG, INGRS, INSURE, IRCP, ITD, ITNS, JCK, JMT, JR, JSP, KBS, KGEN, KJL, L&E, LEE, MASTER, MBAX, MEB, MENA, META, MGT, MITSIB, MJD, MOSHI, MUD, NATION, NNCL, NPK, NSL, NV, OGC, PAF, PCC, PEACE, PICO, PK, PL, PLANET, PLE, PMTA, PPM, PRAKIT, PRAPAT, PRECHA, PRIN, PSG, RABBIT, READY, RUH, RSP, RWI, S11, SAAM, SAF, SAMCO, SAWAD, SCAP, SCP, SIAM, SKE, SKY, SMART, SMD, SMIT, SOLAR, SPA, STECH, STPI, SVR, TC, TCCC³, TEAM, TFI, TIGER, TITLE, TKC, TMI, TNH, TPA, TPAC, TRITN, UBA, UMI, UMS, UTP, VARO, VPO, W, WARRIX, WORK, WPH, YONG, ZIGA

Corporate Governance Report

The material contained in this publication is for general information only and is not intended as advice on any of the matters discussed herein. Readers and others should perform their own independent analysis as to the accuracy or completeness or legality of such information. The Thai Institute of Directors, its officers, the authors and editor make no representation or warranty as to the accuracy, completeness or legality of any of the information contained herein. By accepting this document, each recipient agrees that the Thai Institute of Directors Association, its officers, the authors and editor shall not have any liability for any information contained in, or for any omission from, this publication.

The survey result is as of the date appearing in the Corporate Governance Report of Thai Listed Companies. As a result, the survey result may be changed after that date. InnovestX Securities Company Limited does not conform nor certify the accuracy of such survey result.

To recognize well performers, the list of companies attaining "Good", "Very Good" and "Excellent" levels of recognition (Not including listed companies qualified in the "no announcement of the results" clause from 1 January 2022 to 31 October 2023) is publicized.

¹OISHI was voluntarily delisted from the Stock Exchange of Thailand, effectively on September 6, 2023

²SFP was voluntarily delisted from the Stock Exchange of Thailand, effectively on July 19, 2023

³TCCC was voluntarily delisted from the Stock Exchange of Thailand effectively on August 25, 2023

Anti-corruption Progress Indicator

Certified (ได้ผ่านการรับรอง)

2S, AAI, ADVANC, AE, AF, AH, AI, AIE, AIRA, AJ, AKP, AMA, AMANAH, AMATA, AMATAV, AP, APCS, AS, ASIAN, ASK, ASP, AWC, AYUD, B, BAFS, BAM, BANPU, BAY, BBGI, BBL, BCH, BCP, BCPG, BE8, BEC, BEYOND, BGC, BGRIM, BLA, BPP, BRR, BSBM, BTC, BTS, BWG, CEN, CENTEL, CFRESH, CGH, CHEWA, CHOTI, CHOW, CIG, CIMBT, CM, CMC, COM7, CPALL, CPAXT, CPF, CPI, CPL, CPN, CPW, CRC, CSC, DCC, DELTA, DEMCO, DIMET, DOHOME, DRT, DUSIT, EA, EASTW, ECF, EGCO, EP, EPG, ERW, ESTAR, ETC, ETE, FNS, FPI, FPT, FSMART, FTE, GBX, GC, GCAP, GEL, GFPT, GGC, GJS, GPI, GPSC, GSTEEL, GULF, GUNKUL, HANA, HARN, HENG, HMPRO, HTC, ICC, ICHI, IFS, III, ILINK, ILM, INET, INOX, INSURE, INTUCH, IRPC, ITEL, IVL, JAS, JKN, JR, JTS, KASET, KBANK, KBS, KCAR, KCCAMC, KCE, KGEN, KGI, KKP, KSL, KTB, KTC, L&E, LANNA, LHFG, LHK, LPN, LRH, M, MAJOR, MALEE, MATCH, MBAX, MBK, MC, MCOT, META, MFC, MFEC, MILL, MINT, MONO, MOONG, MSC, MST, MTC, MTI, NATION, NCAP, NEP, NKI, NOBLE, NRF, NWR, OCC, OGC, OR, ORI, PAP, PATO, PB, PCSGH, PDG, PDJ, PG, PHOL, PIMO, PK, PL, PLANB, PLANET, PLAT, PM, PPP, PPM, PPS, PR9, PREB, PRG, PRINC, PRM, PROS, PSH, PSL, PSTC, PT, PTECH, PTG, PTT, PTTEP, PTTGC, PYLON, Q-CON, QH, QLT, QTC, RABBIT, RATCH, RML, RS, RWI, S&J, SAAM, SABINA, SAK, SAPPE, SAT, SC, SCC, SCCC, SCG, SCGP, SCM, SCN, SEAOL, SE-ED, SELIC, SENA, SGC, SGP, SIRI, SITHAI, SKR, SMIT, SMK, SMP, SNC, SNP, SORKON, SPACK, SPALI, SPC, SPI, SPRC, SRICHA, SSF, SSP, SSSC, SST, STA, STGT, STOWER, SUSCO, SVI, SYMC, SYNTEC, TAE, TAKUNI, TASCOC, TCAP, TCMC, TFG, TFI, TFMAMA, TGE, TGH, THANI, THCOM, THIP, THRE, THREL, TIDLOR, TIPCO, TISCO, TKS, TKT, TMD, TMILL, TMT, TNITY, TNL, TNP, TNR, TOG, TOP, TOPP, TPA, TPCS, TRT, TRU, TSC, TSI, TSTE, TSTH, TTA, TTB, TTCL, TU, TVDH, TVO, TWPC, UBE, UBIS, UEC, UKEM, UOBKH, UV, VCOM, VGI, VIH, WACOAL, WHA, WHAUP, WICE, WIJK, XO, YUASA, ZEN, ZIGA

Declared (ประกาศเจตนา)

ACE, ADB, ALT, AMC, ASW, BLAND, BTG, BYD, CAZ, CBG, CV, DEXON, DMT, EKH, FSX, GLOBAL, GREEN, ICN, IHL, ITC, J, JMART, JMT, LEO, LH, MENA, MITSIB, MODERN, NER, NEX, OSP, PEER, PLUS, POLY, PQS, PRIME, PROEN, PRTR, RBF, RT, SA, SANKO, SCB, SENX, SFLEX, SIS, SKE, SM, SVOA, TBN, TEGH, TIPH, TKN, TPAC, TPLAS, TQM, TRUE, W, WPH, XPG

N/A

24CS, 3K-BAT, A, A5, AAV, ABM, ACAP, ACC, ACG, ADD, ADVICE, AEONTS, AFC, AGE, AHC, AIT, AJA, AKR, AKS, ALL, ALLA, ALPHAX, ALUCON, AMARC, AMARIN, AMR, ANAN, ANI, AOT, APCO, APEX, APO, APP, APURE, AQUA, ARIN, ARIP, ARROW, ASAP, ASEFA, ASIA, ASIMAR, ASN, ATP30, AU, AUCTION, AURA, B52, BA, BBIK, BC, BCT, BDMS, BEAUTY, BEM, BGT, BH, BIG, BIOTEC, BIS, BIZ, BJC, BJCHI, BKD, BKGI, BKIH, BLC, BLESS, BLISS, BM, BOL, BPS, BR, BRI, BROCK, BSM, BSRC, BTNC, BTW, BUI, BVG, CCET, CCP, CEYE, CFARM, CGD, CH, CHAO, CHARAN, CHASE, CHAYO, CHG, CHIC, CHO, CI, CITY, CIVIL, CK, CKP, CMAN, CMO, CMR, CNT, COCOCO, COLOR, COMAN, CPANEL, CPH, CPR, CPT, CRANE, CRD, CREDIT, CSP, CSR, CSS, CTW, CWT, D, DCON, DDD, DHOUSE, DITTO, DOD, DPAINT, DTCENT, DTICI, DV8, EASON, ECL, EE, EFORL, EMC, ETL, EURO, EVER, F&D, FANCY, FE, FLOYD, FMT, FN, FORTH, FTI, FVC, GABLE, GENCO, GFC, GIFT, GL, GLAND, GLOCON, GLORY, GRAMMY, GRAND, GSC, GTB, GTV, GYT, HEALTH, HFT, HL, HPT, HTECH, HUMAN, HYDRO, I2, IFEC, IIG, IMH, IND, INGRS, INSET, IP, IRC, IRCP, IT, ITD, ITNS, ITTHI, JAK, JCK, JCKH, JCT, JDF, JPARK, JSP, JUBILE, K, KAMART, KC, KCC, KCG, KCM, KDH, KEX, KIAT, KISS, KJL, KK, KKC, KLINIQ, KOTOL, KTIS, KTMS, KUMWEL, KUN, KWC, KWI, KWM, KYE, LALIN, LDC, LEE, LIT, LOXLEY, LPH, LST, LTS, MAGURO, MANRIN, MASTER, MATI, MCA, M-CHAI, MCS, MDX, MEB, MEGA, METCO, MGC, MGI, MGT, MICRO, MIDA, MJD, MK, ML, MORE, MOSHI, MTW, MUD, MVP, NAM, NAT, NC, NCH, NCL, NDR, NEO, NETBAY, NEW, NEWS, NFC, NL, NNCL, NOK, NOVA, NPK, NSL, NTSC, NTV, NUSA, NV, NVD, NYT, OHTL, ONEE, ORN, PACO, PAF, PANEL, PCC, PEACE, PERM, PF, PHG, PICO, PIN, PJW, PLE, PLT, PMTA, POLAR, PORT, POST, PPM, PRAKIT, PRAPAT, PRECHA, PRI, PRIN, PRO, PROUD, PSG, PSP, PTC, PTL, QTGC, RAM, RCL, READY, RICHY, RUH, ROCK, ROCTEC, ROH, ROJNA, RP, RPC, RPH, RSP, S, S11, SABUY, SAF, SAFARI, SAFE, SALEE, SAM, SAMART, SAMCO, SAMTEL, SAUCE, SAV, SAWAD, SAWANG, SBNEXT, SCAP, SCGD, SCI, SCL, SCP, SDC, SE, SEAFCO, SECURE, SFT, SGF, SHANG, SHR, SIAM, SICT, SIMAT, SINGER, SINO, SISB, SJWD, SK, SKN, SKY, SLM, SLP, SMART, SMD, SMT, SNPP, SO, SOLAR, SONIC, SPA, SPCG, SPG, SPREME, SPVI, SQ, SR, SRS, SSC, STANLY, STARK, STC, STEC, STECH, STHAI, STI, STP, STPI, STX, SUC, SUN, SUPER, SUTHA, SVR, SVT, SWC, SYNEX, TACC, TAN, TAPAC, TC, TCC, TCJ, TCOAT, TEAM, TEAMG, TEKA, TERA, TFM, TGPRO, TH, THAI, THANA, THE, THG, THUMI, TIGER, TITLE, TK, TKC, TLI, TM, TMC, TMI, TMW, TNDT, TNH, TNPC, TOA, TPBI, TPCH, TPIPL, TPIPP, TPL, TPOLY, TPP, TPS, TQR, TR, TRC, TRITN, TRP, TRUBB, TRV, TSE, TTI, TTT, TTW, TURTLE, TVH, TVT, TWP, TZW, TYCN, UAC, UBA, UMI, UMS, UNIQU, UP, UPF, UPOIC, UREA, UTP, UVAN, VARO, VIBHA, VL, VNG, VPO, VRANDA, WARRIX, WAVE, WELL, WFX, WGE, WIN, WINDOW, WINMED, WINNER, WORK, WORLD, WP, YGG, YONG, ZAA

Explanations

Companies participating in Thailand's Private Sector Collective Action Coalition Against Corruption programme (Thai CAC) under Thai Institute of Directors (as of November 1, 2023) are categorised into: companies that have declared their intention to join CAC, and companies certified by CAC.