

สวัสดี ตอนเช้า

Market today

Weakening, foreign buying slowing

The SET is expected to weaken and cool off, while foreign buying is slowing down after US 2Q24 GDP came in higher than expected, which both strengthens the US dollar and weakens the baht. The index has supports at 1350 and 1345; the upper bound is limited at 1366 and 1372. Follow US PCE tonight.

Today's highlights

- The Deputy Finance Minister announced changes to the Bt10,000 digital handout program. The first round in September will prioritize 14mn state welfare cardholders, who won't need to re-register.
- The Ministry of Agriculture and Cooperatives reports over 700,000 rai of farmland has been affected by flooding. The Thai Chamber of Commerce estimates economic damage of Bt4-6bn and advises the government to prepare plans to support.
- The BoI is focusing on the rapid growth in the PCB industry, with investments from China, Taiwan, Japan, and Hong Kong. It is promoting raising the skill of the workforce to support Thailand as a leading global electronics manufacturing base.
- The US reported the second estimate of 2Q24 GDP growth at 3.0%, above the initial 2.8% estimate and market expectations, driven by consumer spending and private investment.
- The FPO reports continued economic support from tourism and strong export growth in July. However, the consumer confidence index dropped to 57.7 on concerns about the economic slowdown and rising living costs.
- The MoF set up two committees to manage its stock portfolio, focusing on selling shares and overall portfolio management. The ministry plans to sell about 25 unlisted companies worth Bt20bn that are not generating revenue for the state.
- MSCI index adjustments take effect today at market close. No additions were made to the Global Standard Index, but AWC, EA, GPSC, and IVL will be removed. The Global Small Cap Index will add 4 stocks and remove 13.

Strategy today

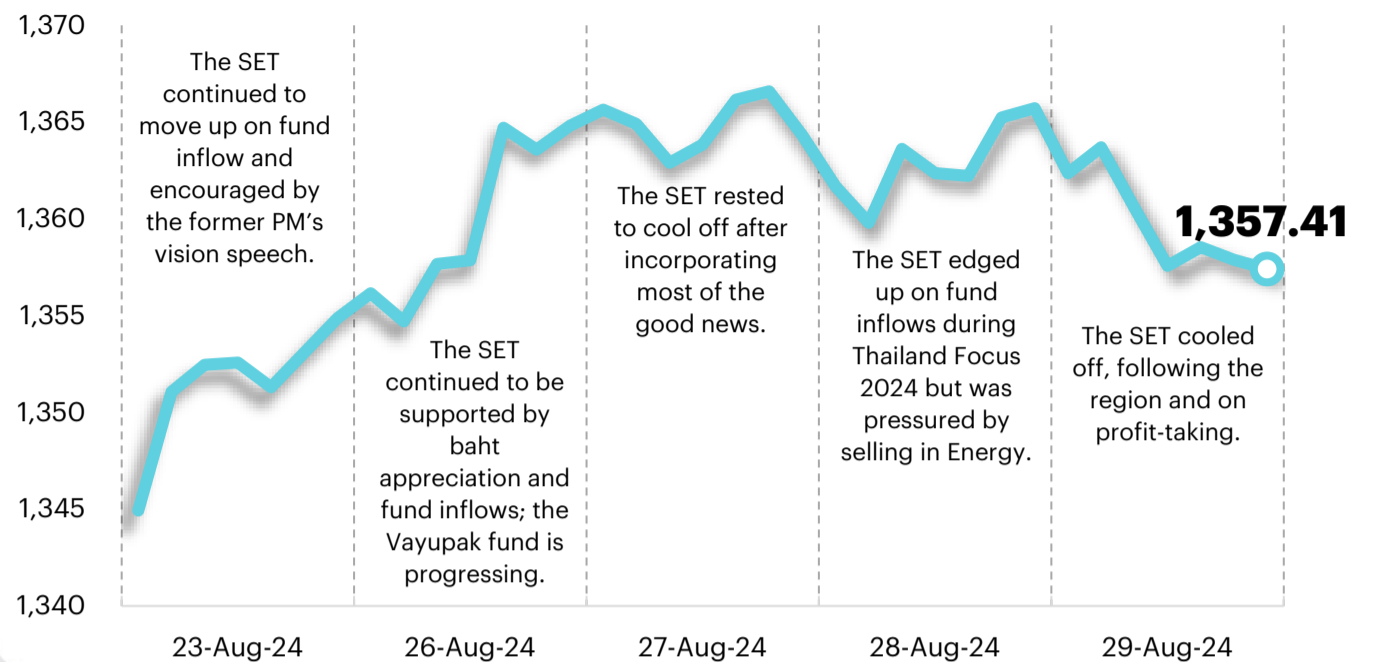
In the short term, the SET is expected to move sideways up, driven by hopes for stimulus packages from the new government in 3Q-4Q24; funds are still flowing into the Thai capital market but not strongly since Thailand's economy is growing more slowly than others in the region. Funds are expected to flow out of Energy, ICT and Electronics and into Bank, Commerce and Healthcare sectors. US inflation is expected to slow, which will support an interest rate cut by the Fed. China's PMI is expected to be weak, already partly in the market. Our strategy is "selective buy".

Daily report

Friday, August 30, 2024

Support - Resistances

1350/1345 – 1366/1372



Trading today

In the short term the SET is expected to move sideways up driven by hopes for actions by the new government and stimulus packages, while funds continue to flow into the Thai capital market, though not strongly because its economy is moving slower than other regional economies. We recommend "Selective Buy" with four main themes:

- 1) Speculate on stocks that are both oversold and undervalued – SCGP, BCH, KCE, PTTGC and OSP; be cautious in the short term on stocks that are overbought – COM7, VGI, TRUE and ADVANC.
- 2) Stocks benefiting from hopes for new stimulus by the new government that will benefit companies tied to consumer staples – CPALL, CPAXT, TNP, OSP and CBG.
- 3) Speculate on stocks expected to benefit from a turn down in the interest rate cycle – leasing (MTC and TIDLOR), property development (AP, SPALI and SIRI), commerce (CPALL and CPAXT) and utilities (GULF and CKP).
- 4) Earnings plays with good profit momentum, with 3Q24 profit expected to grow YoY and QoQ, and growth YoY and HoH in 2H24 and with attractive valuations – DELTA, GULF, BDMS and BEM.

Daily top picks

KTB: The bank will benefit from more short-term stimulus from the government. 2H24 profit is expected to grow YoY and bring 2024 profit growth to 11% on lower credit cost, growing loans, higher NIM and growing fee revenue, while having less quality asset risk compared to others and an attractive valuation at PER 2024F of 6.3x (-2S.D.).

BCP: In the short term sentiment will be boosted by rising oil price after Libya halted production and Iraq's plans to cut production. 3Q24 profit is expected to grow on a strong refinery margin and stable oil price. Valuation is attractive, trading at 2024F PER of less than 4x and PBV 2024F at 0.6x (-1.5 S.D.). It is paying an interim dividend of Bt0.60/share (XD on Sep 4)



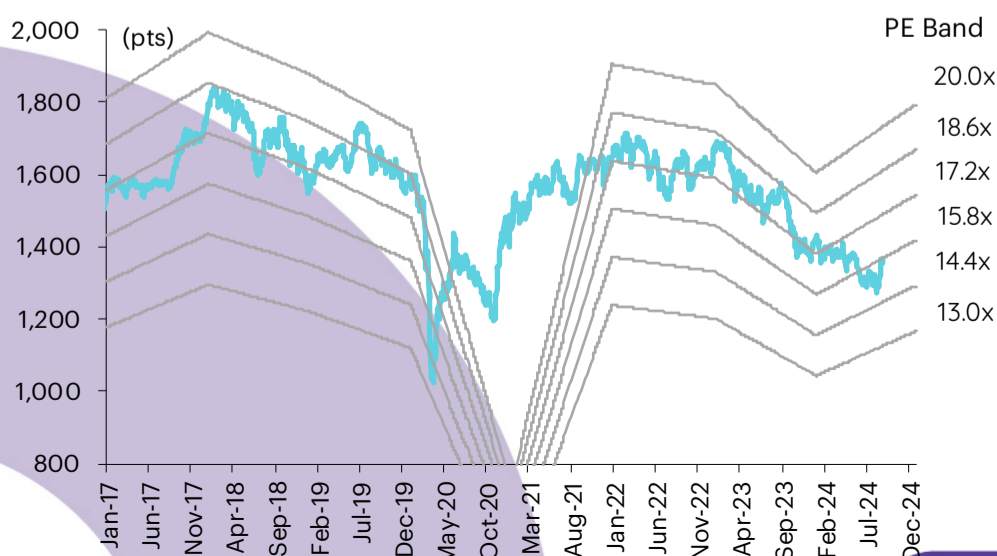
Today's reports

Finance – Not yet out of the woods; Prefer MTC
FTREIT – Forging ahead with strength

What to watch

Date	Event
26 Aug	Economic release: US – Durable goods orders for Jul TH – Exports for Jul
27 Aug	Economic release: US – Consumer confidence by Conference Board for Aug
28 Aug	Economic release: US – Crude oil inventories
29 Aug	Economic release: US – Prelim GDP for 2Q24, unemployment claims
30 Aug	Economic release: JP – Unemployment rate for Jul, prelim industrial production for Jul, retail sales for Jul, consumer confidence for Aug EU – CPI flash estimate for Aug, unemployment rate for Jul US – Core PCE price index, personal income and spending for Jul

SET Index movement



Daily report Friday, August 30, 2024

SET Index series

Index	29 Aug (pts)	Chg (pts)	Chg (%)	Value (Btmn)
SET	1,357.41	(8.31)	(0.61)	35,372.62
SET50	857.40	(5.86)	(0.68)	22,401.47
SET100	1,866.24	(12.79)	(0.68)	29,100.73
sSET	796.02	(5.93)	(0.74)	2,493.17
SETCLMV	764.13	(1.86)	(0.24)	15,695.30
SETHD	1,138.46	(3.13)	(0.27)	11,988.47
SETESG	861.10	(4.18)	(0.48)	22,733.61
SETWB	794.20	(3.70)	(0.46)	7,596.80
mai	323.77	(2.47)	(0.76)	1,210.32

Trading summary by investor type

(Btmn)	29 Aug	WTD	MTD	YTD
Foreign				
Net	968	4,363	(2,780)	(121,564)
Breakdown (%)	44.59	44.74	47.69	52.52
Institution				
Net	(121)	(3,146)	1,412	3,023
Breakdown (%)	8.36	10.12	10.17	9.41
PropTrade				
Net	(236)	541	(1,203)	(2,683)
Breakdown (%)	7.27	6.78	6.13	6.63
Individual				
Net	(612)	(1,758)	2,571	121,223
Breakdown (%)	39.78	38.36	36.00	31.45

S50 futures trading by foreign investors

(Contract)	29-Aug	WTD	MTD	YTD
Foreign	(13,828)	5,792	91,012	152,894
Institution	1,543	(69)	(163)	(17,993)
Customer	12,285	(5,723)	(90,849)	(134,901)

Bond trading by foreign investors

(Btmn)	29-Aug	WTD	MTD	YTD
Buy	3,879	29,163	147,997	636,627
Sell	5,198	25,797	117,630	624,429
Net	(1,319)	3,367	30,367	12,198

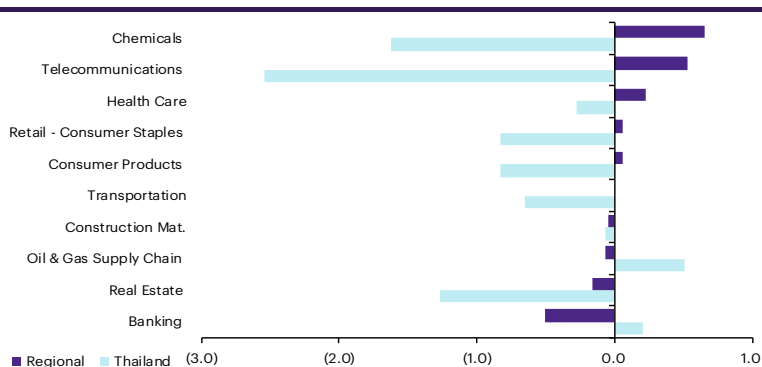
Market update

Global market movement

	29-Aug	Index	Chg (pts)	Performance (%)				PE (x)		EPS gth (%)		PBV (x)		ROE (%)	
				1D	WTD	MTD	YTD	24F	25F	24F	25F	24F	25F	24F	25F
S&P 500		5,592	(0.22)	(0.0)	(0.8)	1.3	17.2	23.0	20.2	9.7	14.0	4.7	4.2	18.3	19.4
Euro Stoxx 600		525	3.97	0.8	1.2	1.2	9.5	14.7	13.6	(4.6)	8.2	2.0	1.9	12.8	13.3
Japan		38,363	(9.23)	(0.0)	(0.0)	(1.9)	14.6	21.4	19.1	39.5	11.6	2.0	1.9	9.1	9.9
Hang Seng		17,786	93.87	0.5	1.0	2.5	4.3	8.6	8.1	7.0	5.9	1.0	0.9	10.8	10.6
MSCI Asia x J		701	0.00	0.0	(0.2)	1.3	9.3	13.6	11.8	28.0	15.6	1.7	1.5	11.7	12.4
Philippines		6,892	(66.46)	(1.0)	(1.0)	4.1	6.8	11.8	10.5	16.7	11.9	1.5	1.4	12.8	12.8
Indonesia		7,628	(31.27)	(0.4)	1.1	5.1	4.9	14.3	11.7	38.2	22.3	2.0	1.8	13.6	13.7
Malaysia		1,654	(21.69)	(1.3)	1.1	1.7	13.7	17.8	14.0	(16.2)	27.8	1.4	1.3	7.9	9.6
Thailand		1,357	(8.31)	(0.6)	0.2	2.8	(4.1)	15.1	13.4	12.0	12.8	1.3	1.3	8.8	9.5
Asean 4 - simple avg.				(0.8)	0.3	3.4	5.3	14.8	12.4	12.7	18.7	1.5	1.4	10.8	11.4
China		2,823	(14.32)	(0.5)	(1.1)	(3.9)	(5.1)	11.1	10.0	16.5	10.2	1.1	1.0	10.3	10.4
India		82,135	349.05	0.4	1.3	0.5	13.7	23.5	20.3	20.4	16.0	3.6	3.2	15.4	16.0
Singapore		3,404	13.44	0.4	0.5	(1.5)	5.1	10.8	10.5	6.2	3.2	1.2	1.1	10.6	10.8
Taiwan		22,202	(168.81)	(0.8)	0.2	0.0	23.8	18.4	16.1	41.6	14.5	2.7	2.6	14.7	16.0
Korea		2,662	(27.55)	(1.0)	(1.5)	(3.9)	0.3	10.2	8.1	71.8	26.6	1.0	0.9	9.5	11.0
Others				(0.3)	(0.1)	(1.8)	7.5	14.8	13.0	31.3	14.1	1.9	1.8	12.1	12.8

Regional sector movement

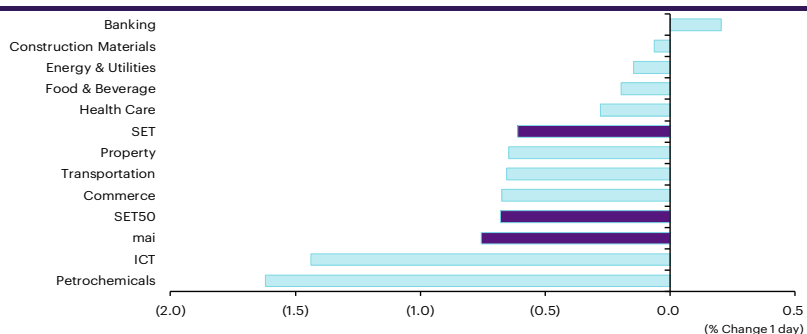
	Price performance (%) ⁺			
	29-Aug	WoW	MoM	YTD
Banking	(0.50)	0.45	2.74	4.66
Chemicals	0.65	1.37	0.93	(5.86)
Construction Mat.	(0.05)	0.82	0.64	1.33
Consumer Products	0.06	1.38	0.99	(7.74)
Health Care	0.23	1.43	2.18	(5.29)
Oil & Gas Supply Chain	(0.07)	1.09	0.06	(2.15)
Real Estate	(0.16)	(0.08)	(1.54)	3.31
Retail - Consumer Staples	0.06	1.38	0.99	(7.74)
Telecommunications	0.53	2.21	5.00	(1.91)
Transportation	0.00	0.34	3.19	21.42



* Regional sector price performances (%) are based on US\$ and Thai sector price performances (%) are based on baht

Thailand sector movement

	Price performance (%)			
	29-Aug	WoW	MTD	YTD
Banking	0.20	2.31	5.70	(1.66)
Commerce	(0.67)	2.62	1.27	(4.42)
Construction Materials	(0.06)	4.32	2.55	(19.85)
Energy & Utilities	(0.15)	0.18	3.28	(9.62)
Food & Beverage	(0.20)	0.69	(0.28)	(0.95)
Health Care	(0.28)	(0.68)	2.40	(4.41)
ICT	(1.44)	0.29	5.36	18.53
Petrochemicals	(1.62)	0.24	(6.34)	(30.43)
Property	(0.64)	2.86	1.84	(13.68)
Transportation	(0.65)	0.21	3.39	(3.05)
SET	(0.61)	1.22	2.77	(4.13)
SET50	(0.68)	1.26	3.06	(2.04)
MAI	(0.76)	(0.85)	(1.78)	(21.34)



10 Most active stocks by value

Stock	Price (Bt)	Value (Btmn)	Chg (%)
KBANK	143.50	1,974.54	-
ADVANC	246.00	1,869.76	(1.60)
DELTA	105.00	1,661.19	(1.87)
EA	6.70	1,337.28	(6.94)
BBL	142.00	1,129.29	(0.35)
JMT	15.90	904.55	(4.79)
CPALL	59.75	786.01	(0.83)
BCH	15.70	728.27	1.95
TTB	1.86	679.55	-
SCB	107.50	637.75	-

Top 10 gainers

Stock	Price (Bt)	Value (Btmn)	Chg (%)
WORLD	0.04	0.33	100.00
DTCI	41.75	0.03	29.46
FN	1.18	12.96	18.00
TFI	0.07	0.04	16.67
EMC	0.08	0.87	14.29
TGPRO	0.09	0.08	12.50
TH	1.01	47.23	12.22
MIT	0.37	0.07	8.82
SAM	0.14	0.45	7.69
TSTE	14.50	0.10	7.41

Top 10 losers

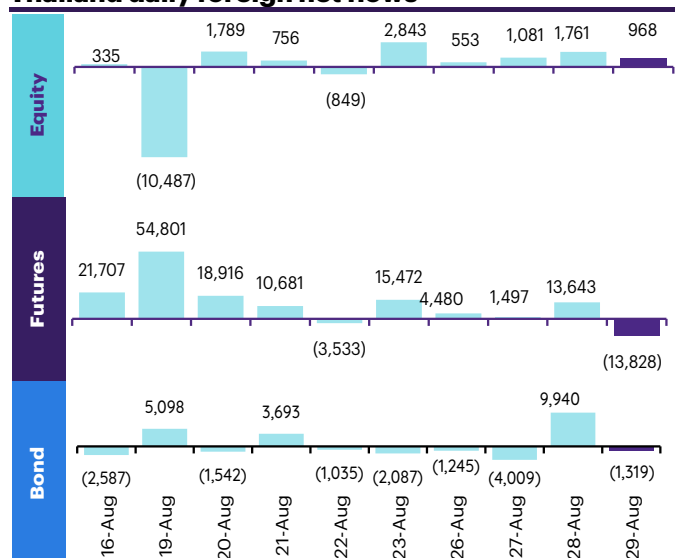
Stock	Price (Bt)	Value (Btmn)	Chg (%)
MIPF	10.50	0.48	(30.92)
CSP	0.71	2.15	(29.70)
TWZ	0.03	0.26	(25.00)
ROCK	10.60	0.00	(15.87)
TRC	0.11	1.94	(15.38)
VPO	0.61	5.44	(10.29)
TU-PF	0.62	0.00	(10.14)
GEL	0.10	0.66	(9.09)
KC	0.10	0.01	(9.09)
SPCG	8.50	19.67	(9.09)

Fund flow monitor

Regional foreign fund flows to equity

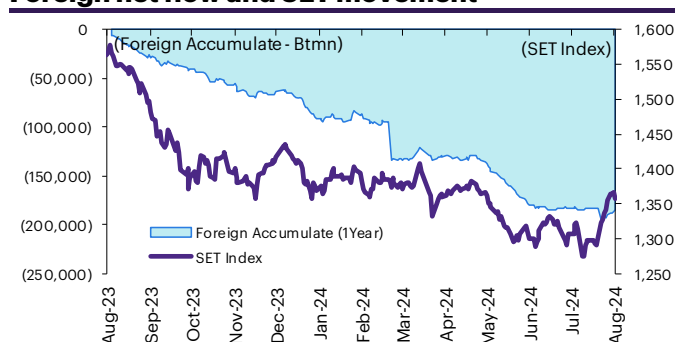
(US\$ Mn)	Thailand	Indonesia	Philippines	Malaysia	Vietnam	India	Taiwan	South Korea	Japan
Daily									
29-Aug-24	29	91	16	64	(5)		(810)	(330)	
28-Aug-24	52	136	12	149	(5)	(65)	(375)	(316)	
27-Aug-24	32	(35)	16	38	(10)	571	(269)	(306)	
26-Aug-24	16	60		1	(16)	116	(286)	(430)	
23-Aug-24	84	190		(0)	(3)	463	60	(97)	(3,036)
Weekly									
WTD	128	252	44	251	(35)	622	(1,741)	(1,383)	(3,036)
23-Aug-24	(171)	532	113	321	(30)	904	307	(216)	(3,036)
16-Aug-24	12	187	25	68	43	(645)	3,371	1,229	(324)
9-Aug-24	12	70	(29)	(173)	(157)	(1,216)	(2,211)	(1,182)	3,559
2-Aug-24	(47)	171	(23)	53	(16)	(1,193)	(3,638)	(171)	(4,379)
Monthly									
MTD	(77)	1,125	149	491	(147)	(518)	(2,353)	(1,939)	(4,181)
Jul-24	(47)	411	60	282	(330)	3,347	(11,562)	1,240	527
Jun-24	(950)	(92)	(104)	(13)	(652)	3,111	1,773	3,821	(1,086)
May-24	(455)	(881)	(174)	314	(613)	(3,023)	2,708	(676)	9,910
YTD	(3,355)	1,110	(318)	600	(2,543)	3,179	(9,533)	16,429	35,383

Thailand daily foreign net flows

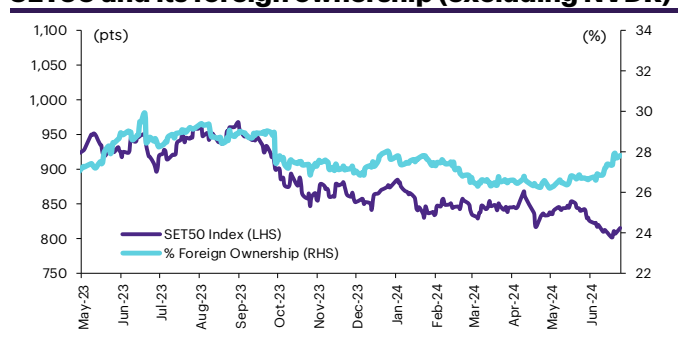


	Equity (Btmn)	SET50 futures (Contract)	Bond (Btmn)*
Daily			
29-Aug-24	968	(13,828)	(2,371)
Weekly			
WTD	4,363	5,792	1,006
23-Aug-24	(5,948)	96,337	16,159
16-Aug-24	430	22,529	3,702
9-Aug-24	423	(15,190)	(2,323)
2-Aug-24	(1,647)	28,117	4,702
Monthly			
MTD	(2,780)	91,012	15,538
Jul-24	(1,752)	161,866	26,623
Jun-24	(34,872)	(72,813)	(11,795)
May-24	(16,747)	(52,734)	(8,608)
Quarterly			
QTD	(4,532)	252,878	42,160
2Q24	(47,705)	(105,911)	(16,982)
1Q24	(69,326)	5,927	937
4Q23	(35,319)	73,626	13,162
3Q23	(50,031)	(123,844)	(22,416)
YTD			
2023	(192,490)	(243,096)	(47,380)
2022	202,694	(15,094)	(1,660)

Foreign net flow and SET movement



SET50 and its foreign ownership (excluding NVDR)



Foreign buy/sell activity monitor

Most foreign holding value change

	Fgn hld (%)	Δ Fgn (M.shares)	Buy* (Btmn)
ADVANC	37.62	6.49	1,596
BDMS	26.30	20.53	570
KBANK	44.56	1.26	181
BCPG	9.43	21.14	126
CPF	25.15	5.03	124
AOT	6.91	2.04	122
GULF	36.93	1.79	91
BEM	7.23	11.06	87
SCB	18.67	0.66	71
TTB	28.46	36.23	67

	Fgn hld (%)	Δ Fgn (M.shares)	Sell* (Btmn)
PTTEP	12.36	(2.24)	(318)
MINT	30.45	(5.90)	(156)
TISCO	30.57	(1.47)	(139)
BCH	7.99	(8.32)	(131)
AWC	10.86	(20.74)	(73)
BH	30.78	(0.22)	(53)
MTC	3.53	(0.69)	(30)
HMPRO	11.71	(3.24)	(30)
SAPPE	10.60	(0.38)	(27)
CRC	14.16	(0.87)	(25)

Top-5 NVDR net buy/sell

	Buy* (Btmn)	Sell* (Btmn)
KBANK	241	(122)
ADVANC	191	(90)
KTB	188	(76)
BCH	149	(70)
CPALL	118	(70)
CPF	87	(65)
BEM	85	(59)
BH	79	(58)
GULF	76	(50)
HMPRO	72	(50)

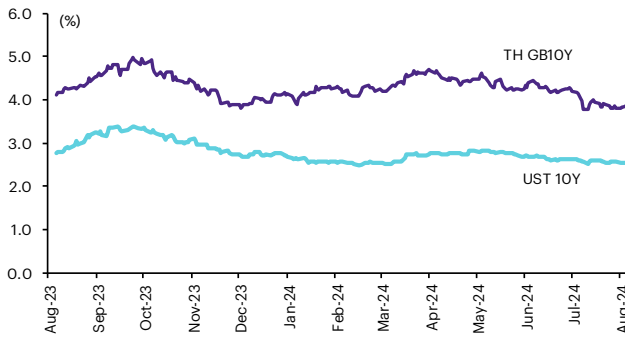
* InnovestX Research estimates

Multi-asset price update

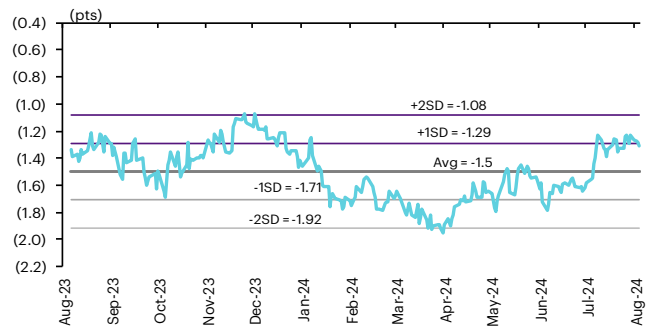
Key indicator update

	Close	29-Aug	WoW	MoM	YoY	YTD
Financial market condition						
VIX Index	15.65	-8.53	-10.83	-11.53	12.75	25.70
Europe CDS (bps)	52.05	-0.16	-1.46	-3.70	-17.51	-6.53
LIBOR OIS Spread (bps)	0.00	0.00	0.00	0.00	-25.47	0.00
TED Spread (bps)	0.20	-1.49	2.58	-2.80	-2.55	-6.16
Exchange rate						
Dollar Index	101.37	0.33	-0.14	-2.95	-1.76	-0.01
USD/THB	33.85	-0.53	-1.54	-5.55	-3.40	-1.51
EUR/USD	1.11	-0.38	-0.30	2.43	1.42	0.36
USD/JPY	144.96	0.32	-0.89	-5.12	-0.83	2.81
Bond: (Change in basis points)						
TH Gov Bond 2Y	0.02	0.01	-0.84	-13.16	-10.87	-14.76
TH Gov Bond 10Y	0.03	0.11	-1.19	-4.28	-22.85	-14.47
US Gov Bond 2Y	0.04	3.71	-8.25	-45.23	-98.59	-35.60
US Gov Bond 10Y	0.04	3.23	2.65	-27.03	-24.48	-1.93
Commodities						
CRB Index	533.73	-0.66	-0.19	0.04	-2.91	4.59
Gold (US\$/oz)	2521.14	0.76	1.48	4.57	29.82	22.23
Gross Refining Margin (US\$/bbl)	3.33	0.00	-2.63	-36.57	-73.23	-47.06
Dubai Crude (US\$/bbl)	77.53	-0.10	0.53	7.40	-10.29	0.26
NYMEX Crude (US\$/bbl)	75.91	1.87	3.97	1.58	-7.01	56.71
Baltic Dry Index (pts)	1827.00	4.10	3.34	3.69	67.00	-12.75

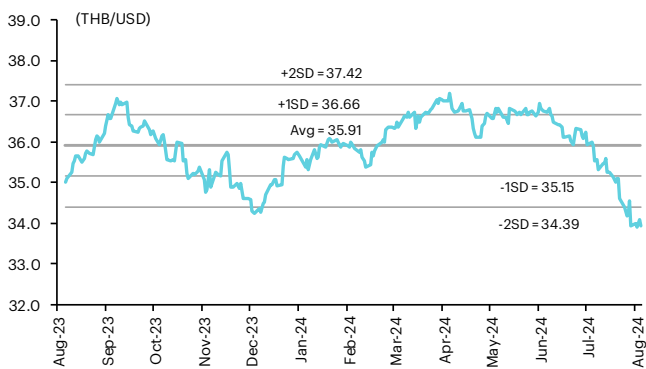
Thai and US 10-year government bond yield



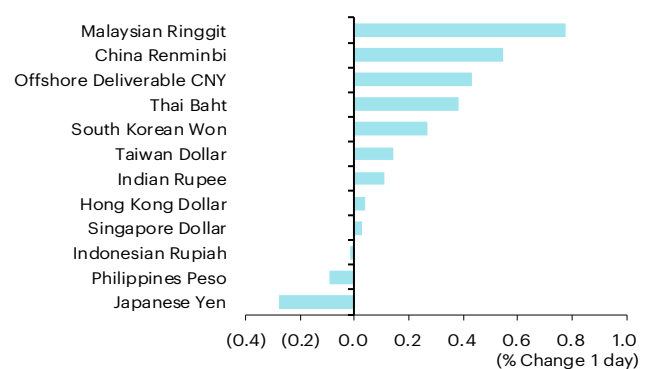
Thai and US 10-year government bond spread



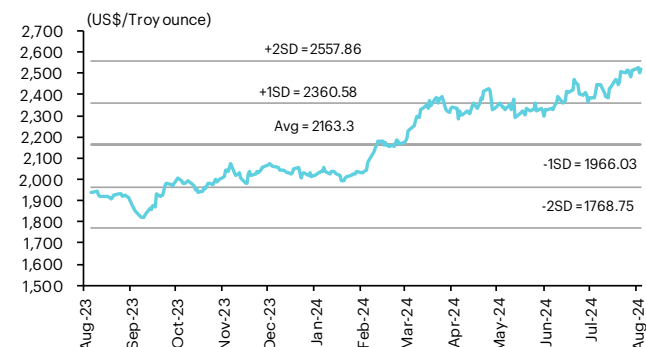
THB/USD exchange rate



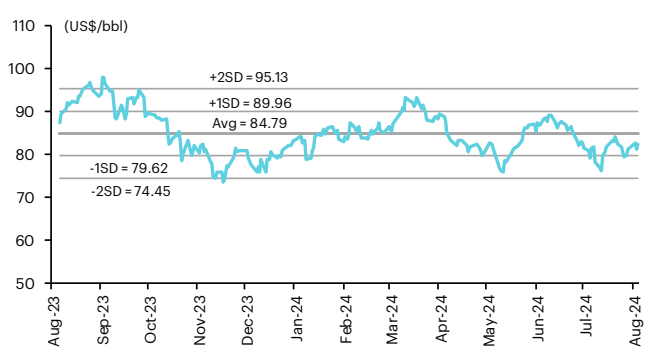
Regional foreign exchange rate spot return



Gold



Brent crude



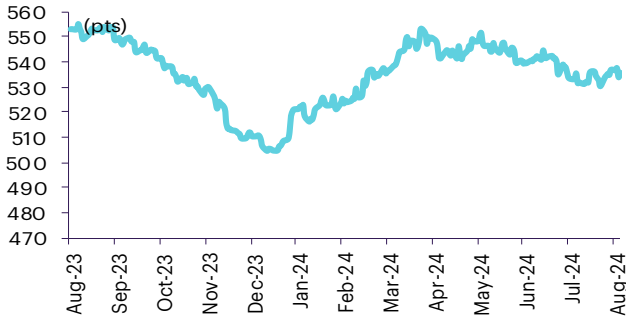
Commodities daily price update

	As of 29-Aug-24	-1W %	Avg. Price QTD in 3Q24	% QoQ	% YoY	Avg. Price in '23	% YoY	Avg. Price in '24	% YoY	Update
CRB Index	533.73	(0.1)	536.50	(1.6)	(3.3)	546.31	(7.81)	533.95	(2.3)	Daily
Energy Prices										
Crude Oil - Dubai (US\$/bbl)	75.60	(1.8)	81.10	(4.7)	(6.5)	81.93	(15.62)	82.74	1.0	Daily
Brent Crude (US\$/bbl)	82.43	3.7	83.21	(1.9)	(4.0)	82.60	(18.40)	83.75	1.4	Daily
West Texas Int. Cushing (US\$/bbl)	75.91	2.5	78.35	(3.0)	(9.6)	77.59	(17.93)	78.76	1.5	Daily
Crude Oil - Asia-Pacific Tapis Oil Spot (US\$/bbl)	78.85	(1.2)	83.05	(6.6)	(4.2)	86.52	(19.56)	86.45	(0.1)	Daily
Natural Gas Henry Hub (US\$/mmBTU)	2.14	(8.4)	2.29	(16.5)	(32.9)	3.42	(16.93)	2.59	(24.2)	Daily
Coal Price NEX (US\$/MT)	149.30	0.4	140.16	2.6	1.6	178.13	(51.19)	134.85	(24.3)	Friday
Oil Product Prices and Gross Refinery Margin										
Gas Oil 500 ppm Sulfer Singapore (US\$/bbl)	88.61	(0.9)	96.02	(1.6)	(14.0)	103.11	(21.20)	98.53	(4.4)	Daily
Gas Oil - Dubai (US\$/bbl)	13.01	4.2	14.92	20.0	(40.0)	21.18	(37.25)	15.78	(25.5)	Daily
Gasoline, 92 RON Spot (US\$/bbl)	88.61	7.7	96.02	(1.6)	(14.0)	103.11	(21.20)	98.53	(4.4)	Daily
Gasoline - Dubai (US\$/bbl)	13.01	144.3	14.92	20.0	(40.0)	21.18	(37.25)	15.78	(25.5)	Daily
Fuel Oil 180 Singapore Spot (US\$/bbl)	67.84	(0.2)	74.37	(23.7)	(6.2)	70.05	(12.98)	74.20	5.9	Daily
Fuel Oil - Dubai (US\$/bbl)	(7.76)	(13.7)	(6.72)	0.4	(9.4)	-11.88	(28.43)	(8.54)	(28.1)	Daily
Jet Kerosene - Spot Price (US\$/bbl)	88.33	0.1	95.17	(3.5)	(15.5)	105.01	(16.72)	99.21	(5.5)	Daily
Jet Kerosene - Dubai (US\$/bbl)	12.73	13.2	14.07	4.0	(45.7)	23.08	(20.38)	16.47	(28.6)	Daily
SG Refinery Margin (US\$/bbl)	3.33	(2.6)	4.37	25.4	(54.3)	6.86	95.65	5.12	-25.344	Daily
Olefins Product Prices and Spread										
Ethylene, FOB Japan Spot (US\$/MT)	845	0.6	830	(0.5)	5.4	835	(16.61)	859	2.9	Tuesday
Ethylene Spread (US\$/MT)	181	(0.1)	145	422.6	7.4	181	(33.22)	173	(4.2)	Daily
Propylene (Olefins), FOB Japan Spot (US\$/MT)	845	0.0	844	1.5	5.0	848	(14.27)	831	(2.1)	Tuesday
Propylene Spread (US\$/MT)	181	(2.8)	159	10.4	4.9	195	(24.99)	145	(25.4)	Daily
Naphtha - Singapore Spot FOB (US\$/MT)	665	0.8	684	(0.4)	5.0	654	(10.45)	686	4.9	Daily
Polyolefins Prices and Spread										
Polye HDPE SE Asia (US\$/MT)	1,000	0.0	1,024	24.8	1.2	1,033	(12.49)	1,027	(0.5)	Tuesday
HDPE-Naphtha Spread (US\$/MT)	336	(1.5)	340	270.4	(5.7)	379	(15.80)	341	(9.9)	Daily
Polye LDPE-Film, CFR SE Asia Spot (US\$/MT)	1,230	(1.6)	1,292	10.5	30.3	1,053	(26.77)	1,172	11.3	Tuesday
LDPE-Naphtha Spread (US\$/MT)	566	(4.3)	608	110.1	78.8	399	(43.59)	486	21.8	Daily
PP Film, Spot South East Asia (US\$/MT)	990	(1.0)	1,013	(0.2)	6.1	999	(14.92)	1,005	0.6	Tuesday
PP Spread (US\$/MT)	326	(4.4)	329	0.1	8.4	345	(22.28)	319	(7.5)	Daily
MEG Prices and Spread										
MEG, CFR South East Asia (US\$/MT)	560	0.9	558	5.0	15.4	500	(14.40)	544	8.8	Tuesday
MEG Spread (US\$/MT)	36	5.6	44	682.4	(1,089.0)	-17	(52.64)	12	n.m.	Tuesday
Aromatics Product Prices and Spread										
Paraxylene, FOB USG Spot (US\$/MT)	995	(2.9)	1,066	(20.9)	(6.3)	1,103	(12.51)	1,093	(0.9)	Tuesday
Paraxylene Spread (US\$/MT)	355	(5.0)	381	125.0	(6.3)	411	(7.19)	394	(4.1)	Tuesday
Paraxylene - 92 RON Spread (US\$/MT)	239	(26.0)	247	(10.7)	32.7	224	54.61	253	13.0	Daily
Toluene, FOB Korea Spot (US\$/MT)	820	(6.8)	878	(4.8)	(8.0)	892	(7.35)	897	0.5	Tuesday
Benzene, CFR Japan Spot (US\$/MT)	1,030	0.0	1,035	(3.8)	13.3	918	(13.13)	1,043	13.6	Tuesday
Benzene Spread (US\$/MT)	415	(1.8)	403	(10.8)	19.1	340	(8.97)	422	24.1	Daily
Benzene - 92 RON Spread (US\$/MT)	274	(16.4)	216	(11.3)	(663.6)	38	(164.71)	202	426.3	Daily
Condensate (US\$/MT)	640	(1.7)	686	(4.6)	(6.4)	692	(15.39)	699	1.0	Daily
PTA Prices and Spread										
PTA, CFR South East Asia (US\$/MT)	730	(2.7)	780	(2.6)	(3.9)	802	(9.43)	789	(1.6)	Tuesday
PTA Spread (US\$/MT)	63	0.2	65	13.0	34.7	62	55.13	56	(9.8)	Tuesday
PVC Prices and Spread										
PVC, CFR South East Asia (US\$/MT)	830	0.0	847	4.5	(1.0)	844	(26.72)	809	(24.7)	Tuesday
Ethylene Spread (US\$/MT)	650	0.0	701	8.2	(2.6)	663	(24.72)	636	(4.1)	Tuesday
Ethylene Dichloride CFR Far East Asia (US\$/MT)	305	0.0	309	4.9	13.8	293	(45.94)	317	8.1	Tuesday
Metal										
Gold (US\$/Troy Ounce)	2,521	0.3	2,431	4.0	26.2	1,943	7.82	2,263	16.4	Daily
LME Copper 3 Month Rolling Forward (US\$/MT)	9,239	0.6	9,312	(5.7)	10.9	8,526	(3.17)	9,236	8.3	Daily
Silver Future (US\$/Troy Ounce)	30	(0.2)	30	0.0	18.3	26	(0.60)	28	7.1	Daily
China Composite Steel Prices (CNY/MT)	3,548	2.1	3,723	(7.7)	(10.0)	4,259	(10.71)	4,025	(5.5)	Daily
Agriculture Prices										
Malaysian Crude Palm Oil Spot Price(MYR/MT)	4,006	2.7	3,983	(1.6)	4.8	3,834	(25.34)	4,013	4.7	Daily
SGX Ribbed Smoked Sheet 3 (RSS3) Futures (US\$/KG.)	280	16.7	222	(3.5)	46.5	159	(13.70)	222	40.1	Daily
Sugar #11 (US\$/LB)	20	12.9	19	(2.9)	(15.5)	21	27.43	20	(4.1)	Daily
Freight Rate										
Baltic Freight Index: BDIY	1,827	5.3	1,824	(1.2)	53.0	1,394	(27.83)	1,834	31.6	Daily
Baltic Supramax Index: BSI58	1,316	0.5	1,340	(1.8)	47.0	1,030	(48.65)	1,291	25.3	Daily

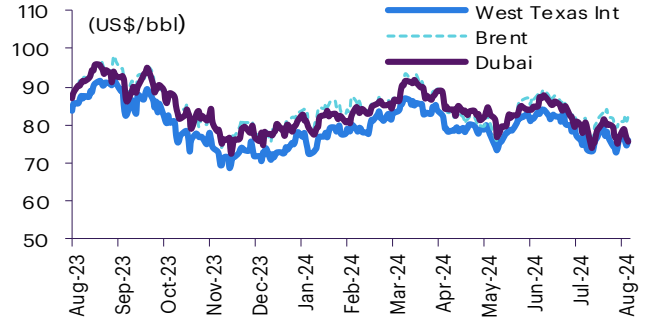
Source: Bloomberg Financial L.P., TQ Professional, BANPU, BOT, InnovestX Research

Commodities daily chart update

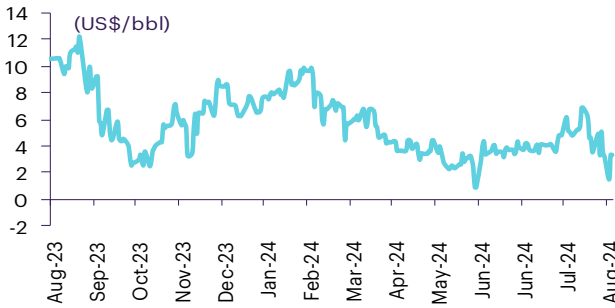
CRB US Spot All Commodities Price Index



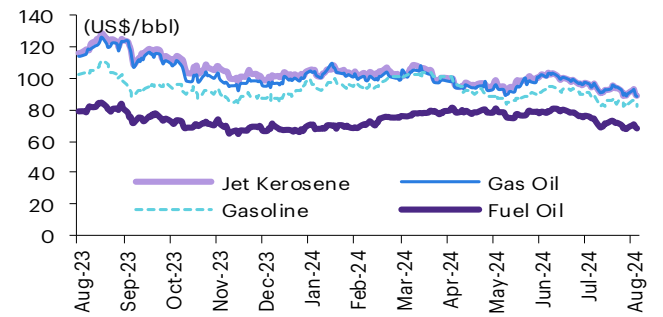
Crude prices



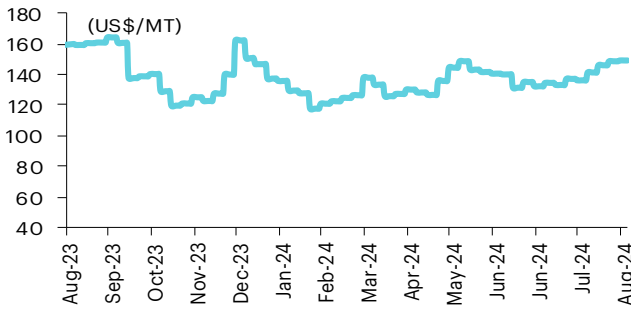
SG Dubai Hydrocracking Refinery Margin



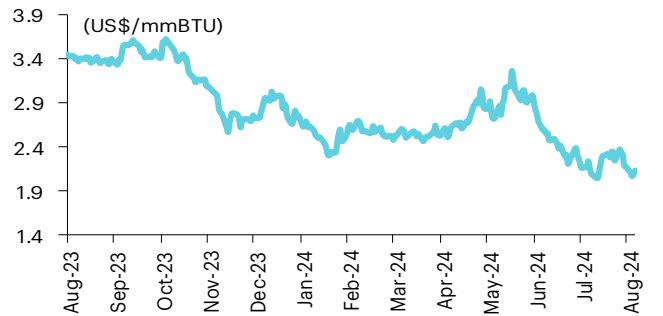
Oil product prices



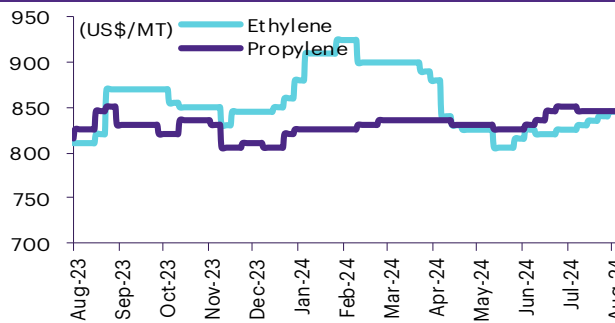
Coal price (NEX)



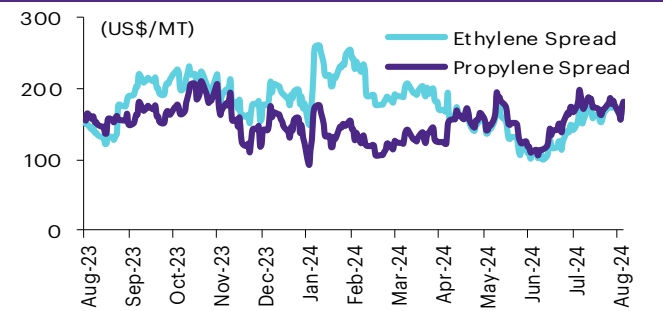
Natural gas prices (Henry hub)



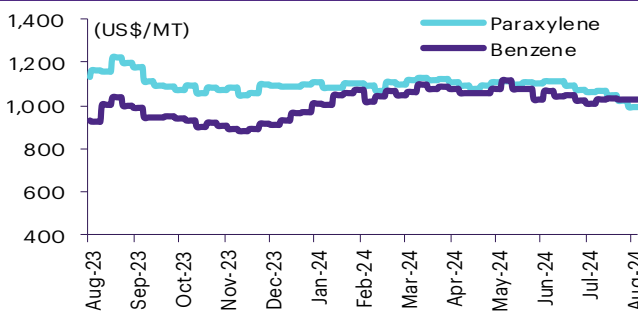
Olefins prices



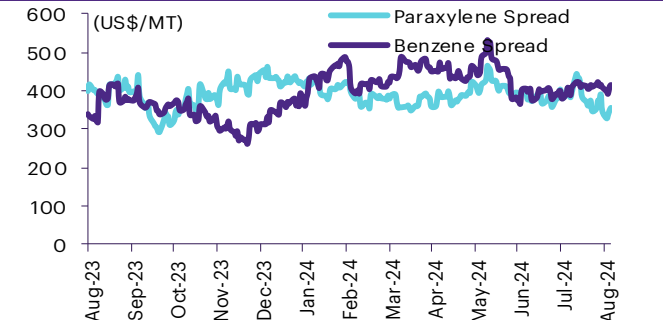
Olefins spreads



Aromatics prices

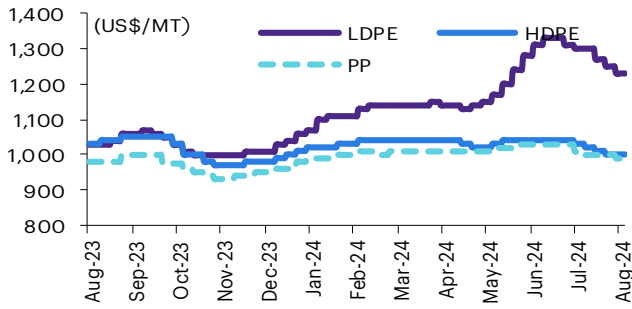


Aromatics spreads

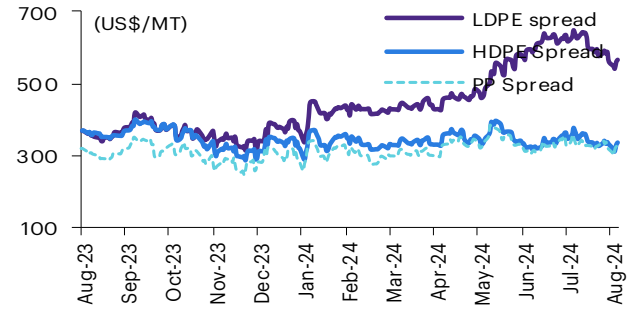


Commodities daily chart update

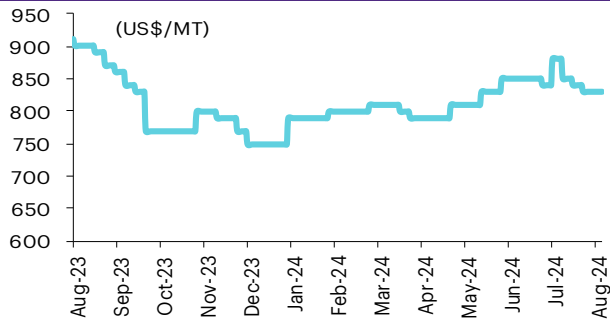
Polyolefins prices



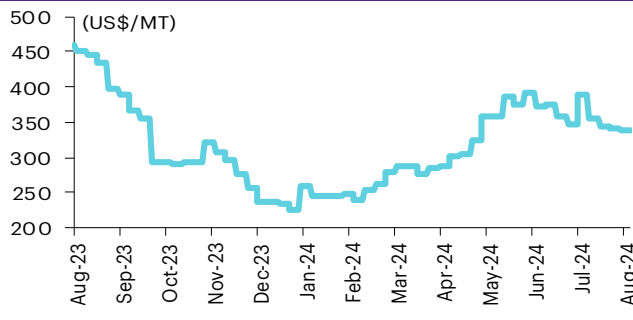
Polyolefins-Naphtha spreads



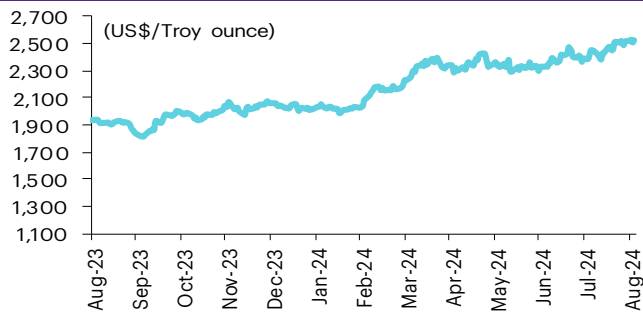
PVC price



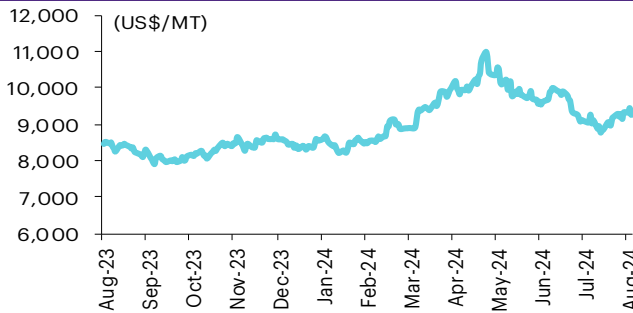
PVC spread



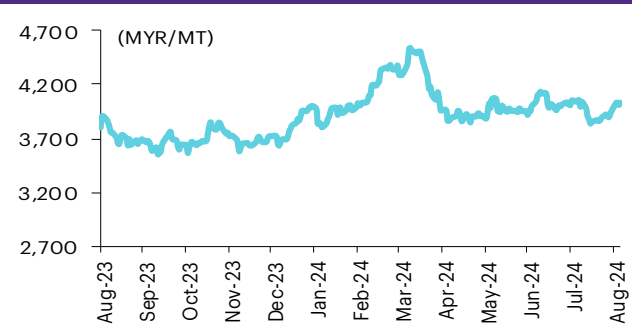
Gold price



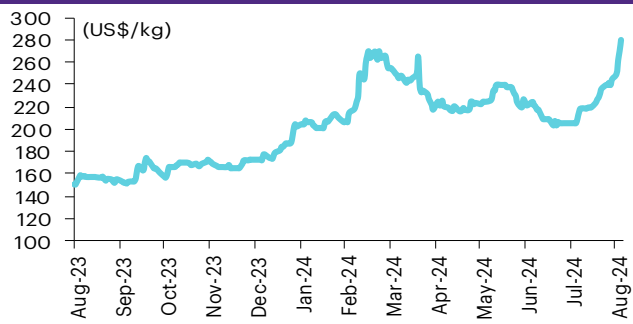
LME copper price



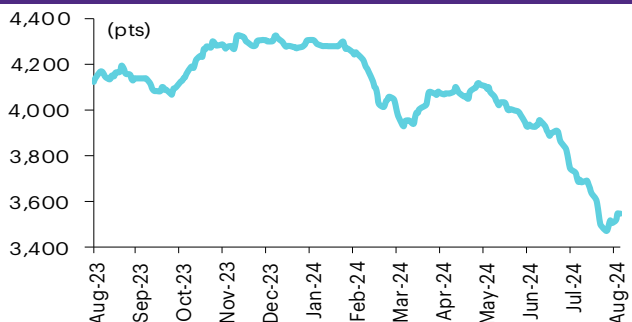
Malaysian crude palm oil price



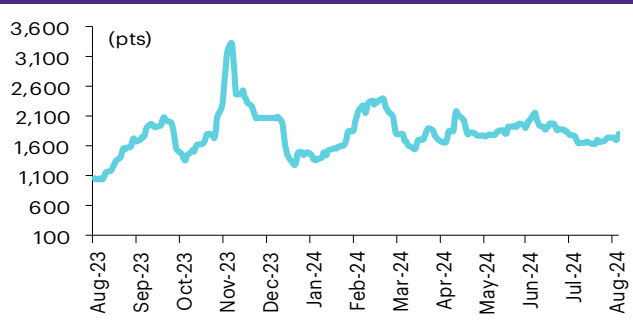
Rubber price (RSS3) futures



Steel price index



Baltic freight index



Source: Bloomberg Financial L.P., TQ Professional, BANPU, BOT, InnovestX Research

Short sales

	Volume (Shares)	Turnover (Bt)	Average price (Bt)	Last price 29-Aug-24	Gap between last close and short	Short sale volume comparing with main board
TPIPL-R	769,100	923,806	1.20	1.20	0.10	17.15
TOP-R	666,000	35,608,350	53.47	53.75	(0.53)	16.93
SCGP-R	998,800	24,795,455	24.83	24.70	0.51	14.05
RCL-R	677,400	14,053,320	20.75	20.80	(0.26)	13.46
SCC	96,100	21,420,300	222.90	224.00	(0.49)	11.24
DELTA-R	1,772,600	185,889,850	104.87	105.00	(0.13)	11.17
ORI	657,400	2,835,228	4.31	4.24	1.72	11.14
PSH-R	19,800	177,095	8.94	8.95	(0.06)	10.29
QH-R	1,151,700	2,017,814	1.75	1.74	0.69	9.97
JTS-R	18,800	1,245,125	66.23	66.75	(0.78)	8.57
TISCO-R	402,700	38,157,175	94.75	94.75	0.00	7.99
IVL-R	1,742,500	31,547,530	18.10	18.00	0.58	7.84
TOA-R	106,100	1,928,300	18.17	18.20	(0.14)	7.64
HMPRO	3,307,400	30,737,455	9.29	9.25	0.47	7.56
ERW	496,900	1,888,060	3.80	3.78	0.52	7.47
PTTEP-R	315,800	45,065,350	142.70	142.00	0.49	7.46
AOT	700,900	41,943,975	59.84	59.75	0.16	7.32
TIPH-R	9,400	246,750	26.25	26.25	0.00	6.82
AOT-R	648,000	38,784,100	59.85	59.75	0.17	6.77
BLA-R	70,700	1,222,860	17.30	17.30	(0.02)	6.25
ICHI-R	1,143,900	17,238,640	15.07	15.00	0.47	6.15
TRUE	1,469,700	15,137,810	10.30	10.20	0.98	6.11
TQM-R	7,900	215,275	27.25	27.00	0.93	5.60
CHG	258,800	664,688	2.57	2.56	0.33	5.48
LH	2,063,400	11,642,990	5.64	5.65	(0.13)	5.47
SCC-R	46,700	10,390,300	222.49	224.00	(0.67)	5.46
XO-R	167,700	4,009,490	23.91	23.70	0.88	5.46
IVL	1,158,500	20,983,840	18.11	18.00	0.63	5.22
XPG	1,328,000	1,180,969	0.89	0.88	1.05	5.21
GPSC	551,000	22,180,200	40.25	40.25	0.01	5.19
PLANB-R	560,400	4,397,140	7.85	7.80	0.60	4.81
TISCO	241,200	22,858,875	94.77	94.75	0.02	4.79
AMATA-R	389,000	8,472,560	21.78	21.80	(0.09)	4.73
CRC-R	358,500	10,570,175	29.48	29.25	0.80	4.73
AH	55,200	1,068,110	19.35	19.40	(0.26)	4.49
SPALI-R	113,900	1,925,170	16.90	17.10	(1.16)	4.42
BLA	48,400	837,350	17.30	17.30	0.00	4.28
DCC	100,900	199,979	1.98	1.98	0.10	4.19
BEM-R	1,094,200	8,550,220	7.81	7.85	(0.46)	4.17
SPALI	106,900	1,801,280	16.85	17.10	(1.46)	4.15
DCC-R	99,800	197,704	1.98	1.98	0.05	4.15
KCE-R	222,100	8,439,800	38.00	37.75	0.66	4.11
TOA	56,700	1,031,480	18.19	18.20	(0.04)	4.08
DOHOME	228,700	2,498,350	10.92	10.90	0.22	4.08
CPALL	530,600	31,857,700	60.04	59.75	0.49	4.07
RS	78,000	936,000	12.00	11.90	0.84	4.03
BTS-R	1,588,100	6,803,802	4.28	4.28	0.10	3.89
SPRC	571,900	4,060,620	7.10	7.05	0.71	3.75
KTC	114,100	4,908,900	43.02	42.75	0.64	3.73
BCP-R	288,100	10,625,600	36.88	36.75	0.36	3.68
TIDLOR-R	384,800	6,343,820	16.49	16.40	0.52	3.67
MEGA	18,500	702,900	37.99	37.75	0.65	3.64
SABINA-R	20,300	439,700	21.66	21.60	0.28	3.64
HMPRO-R	1,561,000	14,461,710	9.26	9.25	0.16	3.57
TOP	137,100	7,334,575	53.50	53.75	(0.47)	3.49
BCP	272,100	9,992,575	36.72	36.75	(0.07)	3.48
KTC-R	105,300	4,518,325	42.91	42.75	0.37	3.45
WHA	2,124,000	11,433,655	5.38	5.35	0.62	3.41
BTS	1,390,800	5,978,958	4.30	4.28	0.44	3.41
OR	155,700	2,428,920	15.60	15.60	0.00	3.32
HANA-R	239,400	9,321,925	38.94	38.75	0.49	3.31
EPG-R	44,300	189,916	4.29	4.24	1.11	3.26
BBL	255,200	36,238,600	142.00	142.00	0.00	3.21
BH-R	71,600	17,366,900	242.55	244.00	(0.59)	3.07
AWC	2,175,900	7,624,488	3.50	3.50	0.12	2.95
SAPPE-R	119,700	8,680,750	72.52	72.50	0.03	2.81
WHA-R	1,723,100	9,280,760	5.39	5.35	0.67	2.77
PR9	27,900	532,100	19.07	18.90	0.91	2.76
ADVANC	191,900	47,746,800	248.81	246.00	1.14	2.59
GULF	282,900	14,452,950	51.09	51.00	0.17	2.55
KBANK-R	341,200	49,002,600	143.62	143.50	0.08	2.49
SC	196,400	518,496	2.64	2.62	0.76	2.45

	Volume (Shares)	Turnover (Bt)	Average price (Bt)	Last price 29-Aug-24	Gap between last close and short	Short sale volume comparing with main board
IRPC	577,000	851,145	1.48	1.46	1.04	2.44
TTB	8,929,700	16,501,697	1.85	1.86	(0.65)	2.43
CPN-R	67,700	4,032,700	59.57	59.50	0.11	2.41
SGP	6,800	46,580	6.85	6.80	0.74	2.37
TLI	322,700	2,495,685	7.73	7.70	0.44	2.37
SABINA	13,100	285,440	21.79	21.60	0.88	2.35
GULF-R	258,000	13,179,750	51.08	51.00	0.17	2.33
AAI	177,300	964,385	5.44	5.45	(0.20)	2.31
CPF-R	526,900	13,028,160	24.73	24.70	0.11	2.31
AMATA	182,100	3,944,870	21.66	21.80	(0.63)	2.22
UBE	55,800	45,198	0.81	0.80	1.25	2.15
AP	490,200	4,121,050	8.41	8.35	0.68	2.14
BAM-R	150,100	1,150,330	7.66	7.50	2.18	2.13
PSL	125,700	1,003,115	7.98	7.90	1.02	2.09
DITTO-R	135,200	2,445,860	18.09	18.00	0.50	2.01
JMT	1,072,800	17,448,000	16.26	15.90	2.29	1.97
ADVANC-R	143,700	35,796,000	249.10	246.00	1.26	1.94
QH	223,300	392,008	1.76	1.74	0.89	1.93
SISB	25,400	771,200	30.36	30.00	1.21	1.93
BSRC-R	53,500	376,020	7.03	7.05	(0.31)	1.91
SIRI-R	1,189,100	2,009,579	1.69	1.69	0.00	1.91
HANA	133,300	5,193,950	38.96	38.75	0.55	1.84
SPRC-R	278,500	1,977,800	7.10	7.05	0.73	1.83
AURA-R	27,500	415,680	15.12	14.80	2.13	1.83
SAT	17,100	207,250	12.12	12.00	1.00	1.81
OSP-R	124,600	2,814,960	22.59	22.50	0.41	1.81
TASCO	42,000	705,600	16.80	16.80	0.00	1.80
NER-R	123,400	614,188	4.98	4.98	(0.06)	1.79
AAV	208,400	491,836	2.36	2.32	1.73	1.74
ONEE	275,600	967,266	3.51	3.44	2.03	1.68
ICHI	309,400	4,662,940	15.07	15.00	0.47	1.66
AWC-R	1,222,100	4,253,994	3.48	3.50	(0.55)	1.66
CK	56,200	1,072,660	19.09	18.80	1.52	1.65
MTC	43,800	1,947,300	44.46	44.00	1.04	1.62
STA-R	166,100	3,681,260	22.16	22.00	0.74	1.61
CKP	128,200	465,236	3.63	3.60	0.81	1.59
ORI-R	93,500	400,014	4.28	4.24	0.90	1.59
PRM-R	143,100	1,168,005	8.16	8.15	0.15	1.57
TTA	89,700	498,135	5.55	5.45	1.90	1.53
VGI-R	1,951,100	4,615,168	2.37	2.40	(1.44)	1.51
MAJOR	35,300	514,840	14.58	14.60	(0.10)	1.51
SC-R	114,800	303,768	2.65	2.62	0.99	1.43
SKY	32,900	780,290	23.72	23.90	(0.77)	1.42
SAWAD	88,800	3,372,300	37.98	38.00	(0.06)	1.42
GPSC-R	147,300	5,898,875	40.05	40.25	(0.51)	1.39
BBL-R	109,800	15,624,200	142.30	142.00	0.21	1.38
ASIAN	50,500	477,225	9.45	9.50	(0.53)	1.38
OSP	93,200	2,101,620	22.55	22.50	0.22	1.35
BANPU	511,800	2,814,905	5.50	5.45	0.92	1.34
IRPC-R	309,400	455,978	1.47	1.46	0.94	1.31
MC	25,500	285,620	11.20	11.10	0.91	1.29
KCE	68,700	2,610,600	38.00	37.75	0.66	1.27
CPAXT-R	56,600	1,782,900	31.50	31.25	0.80	1.27
DELTA	199,100	20,826,100	104.60	105.00	(0.38)	1.26
BJC	130,200	2,926,530	22.48	22.50	(0.10)	1.23
PLANB	140,600	1,104,725	7.86	7.80	0.73	1.21
STGT	41,100	432,690	10.53	10.50	0.26	1.19
PTTGC	183,100	4,602,265	25.14	25.00	0.54	1.17
BCPG	26,000	156,985	6.04	5.95	1.48	1.16
BAM	81,000	621,575	7.67	7.50	2.32	1.15
COM7-R	169,500	4,126,180	24.34	24.30	0.18	1.13
TKN-R	59,600	550,480	9.24	9.15	0.94	1.12
BTG	23,600	567,230	24.04	23.80	0.99	1.11
RBF	114,400	674,095	5.89	5.90	(0.13)	1.11
CPN	30,900	1,842,350	59.62	59.50	0.21	1.10
THANI	17,700	35,754	2.02	2.00	1.00	1.10
SINGER	516,300	4,937,115	9.56	9.20	3.94	1.08
BGRIM-R	113,200	2,338,360	20.66	20.50	0.77	1.06
PTTGC-R	164,800	4,108,695	24.93	25.00	(0.27)	1.06
STEC	27,300	235,045	8.61	8.50	1.29	1.05
THG-R	1,500	45,450	30.30	30.50	(0.66)	1.04
STA	107,400	2,377,360	22.14	22.00	0.62	1.04

Source: SET, InnovestX Research

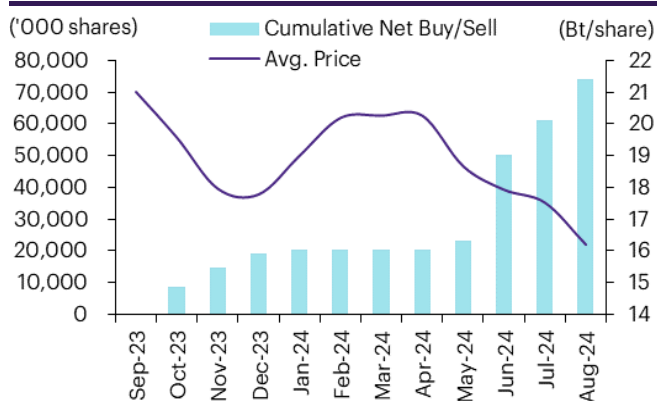
Director trade

1. Director trade as reported on August 29, 2024

Company	Name of Director	Product	Transaction date	Amount (Shares)	Average Price (Bt)	Amount (Bt)	Buy/Sell	
A5	Mr. Chotikorn Panchasarp	Warrant	26-08-24	200,000	0.09	18,000	Sale	
AMARC	Mr UNGOON CAHNTANAVANICH	Common Share	28-08-24	10,000	1.30	13,000	Purchase	
APO	General RUJ KASIWUT	Common Share	28-08-24	150,000	1.95	292,500	Sale	
CHAYO	Mr NATTAWAT YASASIN	Common Share	27-08-24	60,000	3.48	208,800	Purchase	
CHAYO	Mr SUKSAN YASASIN	Common Share	27-08-24	500,000	3.58	1,790,000	Purchase	
DEXON	Mr. Martin Stuvik	NVDR : underlying securities ordinary SHARE	27-08-24	76,400	1.55	118,420	Purchase	
DEXON	Mr. Martin Stuvik	NVDR : underlying securities ordinary SHARE	28-08-24	26,800	1.65	44,220	Purchase	
FM	Mr SNIT DUSADEENOAD	Common Share	28-08-24	350,000	4.97	1,739,500	Purchase	
FM	Mr SUMATE MASILEERUNGSRI	Common Share	28-08-24	2,300	4.95	11,385	Purchase	
LPH	Mr UNGOON CAHNTANAVANICH	Common Share	28-08-24	15,000	4.52	67,800	Purchase	
MBAX	Mr SURACHAI ATSAWAKAEWMONGKHON	Common Share	28-08-24	2,100	2.88	6,048	Purchase	
MMM	Miss NICHIA ROJWATTANA	Common Share	28-08-24	2,000,000	7.00	14,000,000	Sale	
MOONG	Mr SONGTHAM PHIANPATTANAWIT	Common Share	28-08-24	7,000	2.00	14,000	Purchase	
NV	Mr NAVAPHOL CHANJUTHAMARD	Common Share	28-08-24	200,000	1.10	220,000	Purchase	
NV	Mrs YUPHIN CHANJUTHAMARD	Common Share	28-08-24	200,000	1.10	220,000	Purchase	
SPA	Mr WIBOON UTSAHAJIT	Common Share	28-08-24	1,080,400	6.11	6,601,244	Purchase	
SPALI	Mr PRATEEP TANGMATITHAM	Common Share	26-08-24	120,000	17.62	2,114,400	Purchase	
SPALI	Mr PRATEEP TANGMATITHAM	Common Share	27-08-24	790,000	16.80	13,272,000	Purchase	
SPALI	Mr PRATEEP TANGMATITHAM	Common Share	28-08-24	480,000	17.02	8,169,600	Purchase	
SPALI	Mrs AJCHARA TANGMATITHAM	Common Share	26-08-24	120,000	17.62	2,114,400	Purchase	
SPALI	Mrs AJCHARA TANGMATITHAM	Common Share	27-08-24	790,000	16.80	13,272,000	Purchase	
SPALI	Mrs AJCHARA TANGMATITHAM	Common Share	28-08-24	480,000	17.02	8,169,600	Purchase	
TRT	Mr PICHATE YARNSUKOL	Common Share	27-08-24	19,500	3.78	73,710	Purchase	
						Total	Purchase	58,240,127
							Sale	14,310,500
							Net	<u>43,929,627</u>

2. 12-month cumulative net buy/sell for InnovestX-covered stocks with activity as of last close

SPALI



Corporate calendar

Mon 26	Tue 27	August Wed 28	Thu 29	Fri 30
XD AIMCG Bt0.09 AIMIRT Bt0.1433 AMATA Bt0.25 AYUD Bt0.9 BGRIM Bt0.18 BRGGIF Bt0.13058 CPNREIT Bt0.0399 GPI Bt0.1 K Bt0.03 KCAR Bt0.08 KCE Bt0.6 M Bt0.5 MOONG Bt0.06 NAT Bt0.22 NSL Bt0.35 PCSGH Bt0.1 PHOL Bt0.1 PQS Bt0.05 RPH Bt0.11 SABINA Bt0.69 SFLEX Bt0.06 TFG Bt0.075 VCOM Bt0.12 Last trading day SABUY-W2	XD AH Bt0.3 ASP Bt0.07 BIS Bt0.05 BJC Bt0.15 BLA Bt0.2 BLC Bt0.06 BTC Bt0.01 CHG Bt0.02 CK Bt0.15 FSMART Bt0.23 FTE Bt0.04 GFC Bt0.1 HUMAN Bt0.12 IHL Bt0.06 IMPACT Bt0.22 IVL Bt0.175 KTBSTMR Bt0.1741 LHHOTEL Bt0.31 LHPF Bt0.07 LHSC Bt0.181 NNCL Bt0.05 PIMO Bt0.02 POLY Bt0.2 SAMTEL Bt0.03 SC Bt0.05 SNP Bt0.1 SPALI Bt0.6 STP Bt0.25 SYNEX Bt0.1 TKN Bt0.3 TKS Bt0.12 TOG Bt0.2 WINNER Bt0.06 XO Bt1.7 XE SABUY-W2 1:1@Bt5 PD SIA19 Bt0.9692	XD 2S Bt0.07 APO Bt0.15 CCEB Bt0.07 CPTGF Bt0.1555 CPW Bt0.04 EGATIF Bt0.1056 FORTH Bt0.15 FPI Bt0.04 FUTUREPF Bt0.15358 GVREIT Bt0.1963 HTECH Bt0.075 JSP Bt0.0316 KAMART Bt0.1 KBSPIF Bt0.235 KISS Bt0.1 PLT Bt0.01 PSH Bt0.15 PTT Bt0.8 SIRI Bt0.07 SKR Bt0.09 SPRC Bt0.25 TFFIF Bt0.1102 THIP Bt0.65 TOA Bt0.33 TQM Bt0.45 TTLPF Bt0.54 UNIQLO80 Bt- PD ASML01 Bt0.0357 PTTEP Bt4.5 TTT Bt1.25	XD BCH Bt0.12 BKKCP Bt0.16 CPF Bt0.45 EKH Bt0.28 JUBILE Bt0.19 KLINIQ Bt0.65 LALIN Bt0.165 LPH Bt0.03 MIPF Bt0.33 OSP Bt0.3 SECURE Bt0.2 SPCG Bt0.5 PD SCCC Bt4 TFM Bt0.3	XD PROSPECT Bt0.215 SSTRT Bt0.2 TIF1 Bt0.135 VENTURE19 Bt- PD BYDCOM80 Bt0.01323 RAM Bt0.2 New warrant PPPM-W6 Share listing GIFT 253,318,965 Shares RS 21,363,303 Shares SDC 444,444,443 Shares

Monday 2	Tuesday 3	September Wednesday 4	Thursday 5	Friday 6
XD BCPG Bt0.1 DRT Bt0.26 OR Bt0.27 PB Bt0.89 PD CPNCG Bt0.2467 POPF Bt0.29 SIRIP Bt0.1 TNR Bt0.3 Last trading day ALL STARK WORLD	XD BSRC Bt0.08 LUXF Bt0.54 MINT Bt0.25 TPCH Bt0.23 PD ADVANC Bt4.87 BAFS Bt0.1 INREIT Bt0.2 ITC Bt0.4 Par Change RS Bt0.1 to Bt0.5 Delisted ALL STARK WORLD	XD BA Bt0.6 BBL Bt2 BCP Bt0.6 GAHREIT Bt0.32 GROREIT Bt0.28 KKP Bt1.25 MILF Bt0.13 PINGAN80 Bt- XE TRUBB-W2 1:1@Bt6 PD AAI Bt0.1785 IT Bt0.07 KIAT Bt0.01 PACO Bt0.05 TU Bt0.31 Market change TNL (SET/Finance & Securities)	XD HTC Bt0.48 MST Bt0.38 NETEASE80 Bt- ONEE Bt0.08 RATCH Bt0.8 SCB Bt2 PD AMA Bt0.2 BEG Bt0.04 BOFFICE Bt0.0872 BOL Bt0.145 DCC Bt0.02 DIF Bt0.2222 GUNKUL Bt0.08 III Bt0.12 INTUCH Bt2 JMT Bt0.38 LPN Bt0.05 MGT Bt0.03 PDG Bt0.09 PM Bt0.45 PT Bt0.35 QH Bt0.03 SCM Bt0.05 SGP Bt0.15 SRS Bt0.06875 TEAM Bt0.08 THANA Bt0.025 TNP Bt0.0425 TPRIME Bt0.1039 VNG Bt0.05	XD BKNG80X Bt- LANNA Bt1.1 PEP80X Bt- XW SGC 5:1 PD AI Bt0.15 AIT Bt0.15 AMARC Bt0.02 ARROW Bt0.1 ASIAN Bt0.4297 AUCT Bt0.35 BOC Bt0.05 BGRIM Bt0.18 BH Bt2 BH-P Bt2 BVG Bt0.034 CBG Bt0.6 CPAXT Bt0.18 D Bt0.045 DMT Bt0.21 DREIT Bt0.205 FPI Bt0.04 FTREIT Bt0.187 GC Bt0.2 GPI Bt0.1 HFT Bt0.28 K Bt0.03 KCAR Bt0.08 KJL Bt0.17 NER Bt0.05 PQS Bt0.05 PSL Bt0.1 RCL Bt0.5 RJH Bt0.3 SAMTEL Bt0.03 SAT Bt0.26 SINO Bt0.014423 SITHAI Bt0.02 SMIT Bt0.1 SMPC Bt0.4 SNNP Bt0.25 SPRIME Bt0.125 TACC Bt0.2 TFG Bt0.075 TMT Bt0.05 TQR Bt0.184 TVO Bt0.8 UEC Bt0.03 UTP Bt0.35 UVAN Bt0.4 VCOM Bt0.12 WHABT Bt0.165 WHART Bt0.193

XD - Cash Dividend
XD(ST) - Stock Dividend

PD - Payment Date
XR - Rights for Common

XW - Rights for Warrant
XT - Rights for Transferable Subscription Right
XE - Warrant Exercise
CW - Capital write-down

SP - Suspension

Disclaimer

The information in this report has been obtained from sources believed to be reliable. However, its accuracy or completeness is not guaranteed. Any opinions expressed herein reflect our judgment at this date and are subject to change without notice. This report is for information only. It is not to be construed as an offer, or solicitation of an offer to sell or buy any securities. We accept no liability for any loss arising from the use of this document. We or our associates may have an interest in the companies mentioned therein.

InnoVestX Securities Company Limited (“INVX”) is wholly owned by SCB X Public Company Limited (“SCBX”) and The Siam Commercial Bank Public Company Limited (“SCB”) is majority-owned by SCBX. Any information related to SCB is for sector comparison purpose.

This document is prepared by InnoVestX Securities Company Limited (“INVX”) which is wholly owned by SCB X Public Company Limited (“SCBX”). The Siam Commercial Bank Public Company Limited, which is majority-owned by SCBX, acts as financial advisor of the LH Hotel Leasehold Real Estate Investment Trust. Any opinions, news, research, analyses, prices, statements, forecasts, projections and/or other information contained in this document (the “Information”) is provided as general information purposes only and shall not be construed as individualized recommendation of an offer to buy or sell or the solicitation of an offer to buy or sell any securities. INVX and/or its directors, officers and employees shall not be liable for any direct, indirect, incidental, special or consequential loss or damage, resulting from the use of or reliance on the Information, including without limitation to, damages for loss of profits. The investors shall use the Information in association with other information and opinion, including their own judgment in making investment decision. The Information is obtained from sources believed to be reliable, and INVX cannot guarantee the accuracy, completeness and/or correctness of the Information.

INVX reserves the right to modify the Information from time to time without notice and in its sole discretion. This document is delivered to intended recipient(s) only and is not permitted to reproduce, retransmit, disseminate, sell, distribute, republish, circulate or commercially exploit the Information in any manner without the prior written consent of INVX.

Futures and Options trading carry a high level of risk with the potential for substantial losses, and are not suitable for all persons. Before deciding to trade Futures and Options, you should carefully consider your financial position, investment objectives, level of experience, and risk appetite if Futures and Options trading are appropriate. The possibility exists that you could sustain a loss of some or all of your initial investment. You should be aware of all the risks associated with Futures and Options trading, and you are advised to rely on your own judgment while making investment decision and/or should seek advice from professional investment advisor if you have any doubts.

This document is delivered to intended recipient(s) only and is not permitted to reproduce, retransmit, disseminate, sell, distribute, republish, circulate or commercially exploit the Information in any manner without the prior written consent of INVX.

© Copyright 2022 InnoVestX Securities Co., Ltd. All right reserved.

CG Rating 2023 Companies with CG Rating

Companies with Excellent CG Scoring

7UP, AAV, ABM, ACE, ACG, ADB, ADD, ADVANC, AEONTS, AF, AGE, AH, AHC, AIRA, AIT, AJ, AKP, AKR, ALLA, ALT, AMA, AMARIN, AMATA, AMATAV, ANAN, AOT, AP, APCO, APCS, ARIP, ARROW, ASEFA, ASK, ASP, ASW, ATP30, AUCTION, AWC, AYUD, B, BA, BAFS, BAM, BANPU, BAY, BBGI, BBIK, BBL, BC, BCH, BCP, BCPG, BDMS, BEC, BEM, BEYOND, BGC, BGRIM, BH, BIZ, BJC, BJCHI, BKI, BLA, BOL, BPP, BRI, BROOK, BRR, BTS, BTW, BWG, BYD, CBG, CENTEL, CFRESH, CHASE, CHEWA, CHG, CHOW, CIMBT, CIVIL, CK, CKP, CM, CNT, COLOR, COM7, COTTO, CPALL, CPAXT, CPF, CPI, CPL, CPN, CPW, CRC, CRD, CSC, CSS, CV, DCC, DDD, DELTA, DEMCO, DMT, DOHOME, DRT, DUSIT, EA, EASTW, ECF, ECL, EE, EGCO, EPG, ERW, ETC, ETE, FE, FLOYD, FN, FPI, FPT, FSX, FVC, GBX, GC, GCAP, GENCO, GFPT, GGC, GLAND, GLOBAL, GPSC, GRAMMY, GULF, GUNKUL, HANA, HARN, HENG, HMPRO, HPT, HTC, ICC, ICHI, ICN, III, ILINK, ILM, IMH, IND, INET, INTUCH, IP, IRC, IRPC, ITC, ITTEL, IVL, JAS, JTS, KBANK, KCC, KCE, KEX, KKP, KSL, KTB, KTC, KTMS, KUMWEL, KUN, LALIN, LANNA, LH, LHFG, LIT, LOXLEY, LPN, LRH, LST, M, MAJOR, MALEE, MATCH, MBK, MC, M-CHAI, MCOT, MEGA, MFC, MFEC, MILL, MINT, MONO, MOONG, MSC, MST, MTC, MTI, NC, NCH, NCL, NDR, NER, NKI, NOBLE, NRF, NTV, NVD, NWR, NYT, OCC, OISHI¹, ONEE, OR, ORI, OSP, OTO, PAP, PATO, PB, PCSGH, PDG, PDJ, PG, PHOL, PIMO, PJW, PLANB, PLAT, PLUS, PM, POLY, PORT, PPP, PPS, PR9, PRG, PRINC, PRM, PRTR, PSH, PSL, PT, PTC, PTT, PTTEP, PTTGC, Q-CON, QH, QTC, RATCH, RBF, RPH, RS, RT, S, S&J, SA, SABINA, SAK, SAMART, SAMTEL, SAPPE, SAT, SBNEXT, SC, SCB, SCC, SCCC, SCG, SCGP, SCM, SDC, SEAFCO, SEAOIL, SECURE, SELIC, SENA, SENX, SFP², SFT, SGC, SGF, SGP, SHR, SICT, SIRI, SIS, SITHAI, SJWD, SKR, SM, SMPC, SMT, SNC, SNNP, SNP, SO, SPALI, SPC, SPCG, SPI, SPRC, SR, SSC, SSF, SSSC, STA, STC, STEC, STGT, STI, SUC, SUN, SUSCO, SUTHA, SVI, SVT, SYMC, SYNEX, SYNTEC, TACC, TAE, TCAP, TCMC, TEAMG, TEGH, TFG, TFMAMA, TGE, TGH, THANA, THANI, THCOM, THIP, THRE, THREL, TIDLOR, TIPH, TISCO, TK, TKN, TKS, TKT, TLI, TM, TMC, TMD, TMT, TNDT, TNITY, TNL, TNR, TOA, TOG, TOP, TPBI, TPCS, TPIPL, TPIPP, TPS, TQM, TQR, TRT, TRUE, TRV, TSC, TSTE, TSTH, TTA, TTB, TTCL, TTW, TURTLE, TVDH, TVH, TVO, TVT, TWPC, UAC, UBE, UBIS, UKEM, UP, UPF, UPOIC, UV, VCOM, VGI, VIBHA, VIH, VL, WACOAL, WGE, WHA, WHAUP, WICE, WINMED, WINNER, XPG, YUASA, ZEN

Companies with Very Good CG Scoring

2S, A5, AAI, AIE, ALUCON, AMR, APURE, ARIN, AS, ASIA, ASIAN, ASIMAR, ASN, AURA, BR, BSBM, BSRC, BTG, CEN, CGH, CH, CHIC, CI, CIG, CMC, COMAN, CSP, DOD, DPAINT, DV8, EFORL, EKH, ESTAR, EVER, FORTH, FSMART, FTI, GEL, GPI, HEALTH, HUMAN, IFS, INSET, IT, J, JCKH, JDF, JKN, JMART, JUBILE, K, KCAR, KGI, KIAT, KISS, KK, KTIS, KWC, KWM, LDC, LEO, LHK, MACO, METCO, MICRO, MK, MVP, NCAP, NOVA, NTSC, PACO, PIN, PQS, PREB, PRI, PRIME, PROEN, PROS, PROUD, PSTC, PTECH, PYLON, RCL, SALEE, SANKO, SCI, SCN, SE, SE-ED, SFLEX, SINGER, SKN, SONIC, SORKON, SPVI, SSP, SST, STANLY, STP, SUPER, SVOA, SWC, TCC, TEKA, TFM, TMILL, TNP, TPLAS, TPOLY, TRC, TRU, TRUBB, TSE, VRANDA, WAVE, WFX, WIJK, WIN, WP, XO

Companies with Good CG Scoring

24CS, AMANAH, AMARC, AMC, APP, ASAP, BCT, BE8, BIG, BIOTEC, BLESS, BSM, BVG, CAZ, CCET, CHARAN, CHAYO, CHOTI, CITY, CMAN, CMR, CRANE, CWT, DHOUSE, DTCENT, EASON, FNS, FTE, GIFT, GJS, GTB, GTV, GYT, HL, HTECH, HYDRO, IIG, INGRS, INSURE, IRCP, ITD, ITNS, JCK, JMT, JR, JSP, KBS, KGEN, KJL, L&E, LEE, MASTER, MBAX, MEB, MENA, META, MGT, MITSIB, MJD, MOSHI, MUD, NATION, NNCL, NPK, NSL, NV, OGC, PAF, PCC, PEACE, PICO, PK, PL, PLANET, PLE, PMTA, PPM, PRAKIT, PRAPAT, PRECHA, PRIN, PSG, RABBIT, READY, RJH, RSP, RWI, S11, SAAM, SAF, SAMCO, SAWAD, SCAP, SCP, SIAM, SKE, SKY, SMART, SMD, SMIT, SOLAR, SPA, STECH, STPI, SVR, TC, TCCC³, TEAM, TFI, TIGER, TITLE, TKC, TMI, TNH, TPA, TPAC, TRITN, UBA, UMI, UMS, UTP, VARO, VPO, W, WARRIX, WORK, WPH, YONG, ZIGA

Corporate Governance Report

The material contained in this publication is for general information only and is not intended as advice on any of the matters discussed herein. Readers and others should perform their own independent analysis as to the accuracy or completeness or legality of such information. The Thai Institute of Directors, its officers, the authors and editor make no representation or warranty as to the accuracy, completeness or legality of any of the information contained herein. By accepting this document, each recipient agrees that the Thai Institute of Directors Association, its officers, the authors and editor shall not have any liability for any information contained in, or for any omission from, this publication.

The survey result is as of the date appearing in the Corporate Governance Report of Thai Listed Companies. As a result, the survey result may be changed after that date. InnovestX Securities Company Limited does not conform nor certify the accuracy of such survey result.

To recognize well performers, the list of companies attaining "Good", "Very Good" and "Excellent" levels of recognition (Not including listed companies qualified in the "no announcement of the results" clause from 1 January 2022 to 31 October 2023) is publicized.

¹OISHI was voluntarily delisted from the Stock Exchange of Thailand, effectively on September 6, 2023

²SFP was voluntarily delisted from the Stock Exchange of Thailand, effectively on July 19, 2023

³TCCC was voluntarily delisted from the Stock Exchange of Thailand effectively on August 25, 2023

Anti-corruption Progress Indicator

Certified (ได้คุ้มครอง)

2S, AAI, ADVANC, AE, AF, AH, AI, AIE, AIRA, AJ, AKP, AMA, AMANAH, AMATA, AMATAV, AP, APCS, AS, ASIAN, ASK, ASP, AWC, AYUD, B, BAFS, BAM, BANPU, BAY, BBGI, BBL, BCH, BCP, BCPG, BE8, BEC, BEYOND, BGC, BGRIM, BLA, BPP, BRR, BSBM, BTC, BTS, BWG, CEN, CENTEL, CFRESH, CGH, CHEWA, CHOTI, CHOW, CIG, CIMBT, CM, CMC, COM7, CPALL, CPAXT, CPF, CPI, CPL, CPN, CPW, CRC, CSC, DCC, DELTA, DEMCO, DIMET, DOHOME, DRT, DUSIT, EA, EASTW, ECF, EGCO, EP, EPG, ERW, ESTAR, ETC, ETE, FNS, FPI, FPT, FSMART, FTE, GBX, GC, GCAP, GEL, GFPT, GGC, GJS, GPI, GPSC, GSTEEL, GULF, GUNKUL, HANA, HARN, HENG, HMPRO, HTC, ICC, ICHI, IFS, III, ILINK, ILM, INET, INOX, INSURE, INTUCH, IRPC, ITTEL, IVL, JAS, JKN, JR, JTS, KASET, KBANK, KBS, KCAR, KCE, KGEN, KGI, KKP, KSL, KTB, KTC, L&E, LANNA, LHFG, LHK, LPN, LRH, M, MAJOR, MALEE, MATCH, MBAX, MBK, MC, MCOT, META, MFC, MFEC, MILL, MINT, MONO, MOONG, MSC, MST, MTC, MTI, NATION, NCAP, NEP, NKI, NOBLE, NRF, NWR, OCC, OGC, OR, ORI, PAP, PATO, PB, PCSGH, PDG, PDJ, PG, PHOL, PIMO, PK, PL, PLANB, PLANET, PLAT, PM, PPP, PPM, PPS, PR9, PREB, PRG, PRINC, PRM, PROS, PSH, PSL, PSTC, PT, PTECH, PTG, PTT, PTTEP, PTTGC, PYLON, Q-CON, QH, QLT, QTC, RABBIT, RATCH, RML, RS, RWI, S&J, SAAM, SABINA, SAK, SAPPE, SAT, SC, SCC, SCCC, SCG, SCGP, SCM, SCN, SEAOIL, SE-ED, SELIC, SENA, SGC, SGP, SIRI, SITHAI, SKR, SMIT, SMK, SMPC, SNC, SNP, SORKON, SPACK, SPALI, SPC, SPI, SPRC, SRICHA, SSF, SSP, SSSC, SST, STA, STGT, STOWER, SUSCO, SVI, SYMC, SYNTEC, TAE, TAKUNI, TASCOC, TCAP, TCMC, TFG, TFI, TFMAMA, TGE, TGH, THANI, THCOM, THIP, THRE, THREL, TIDLOR, TIPCO, TISCO, TKS, TKT, TMD, TMILL, TMT, TNITY, TNL, TNP, TNR, TOG, TOP, TOPP, TPA, TPCS, TRT, TRU, TSC, TSI, TSTE, TSTH, TTA, TTB, TTCL, TU, TVDH, TVO, TWPC, UBE, UBIS, UEC, UKEM, UOBKH, UV, VCOM, VGI, VIH, WACOAL, WHA, WHAUP, WICE, WIJK, XO, YUASA, ZEN, ZIGA

Declared (ได้ประกาศเจตนา)

ACE, ADB, ALT, AMC, ASW, BLAND, BTG, BYD, CAZ, CBG, CV, DEXON, DMT, EKH, FSX, GLOBAL, GREEN, ICN, IHL, ITC, J, JMART, JMT, LEO, LH, MENA, MITSIB, MODERN, NER, NEX, OSP, PEER, PLUS, POLY, PQS, PRIME, PROEN, PRTR, RBF, RT, SA, SANKO, SCB, SENX, SFLEX, SIS, SKE, SM, SVOA, TBN, TEGH, TIPH, TKN, TPAC, TPLAS, TQM, TRUE, W, WPH, XPG

N/A

24CS, 3K-BAT, A, A5, AAV, ABM, ACAP, ACC, ACG, ADD, ADVICE, AEONTS, AFC, AGE, AHC, AIT, AJA, AKR, AKS, ALL, ALLA, ALPHAX, ALUCON, AMARC, AMARIN, AMR, ANAN, ANI, AOT, APCO, APEX, APO, APP, APURE, AQUA, ARIN, ARIP, ARROW, ASAP, ASEFA, ASIA, ASIMAR, ASN, ATP30, AU, AUCTION, AURA, B52, BA, BBIK, BC, BCT, BDMS, BEAUTY, BEM, BGT, BH, BIG, BIOTEC, BIS, BIZ, BJC, BJCHI, BKD, BKGI, BKIH, BLC, BLESS, BLISS, BM, BOL, BPS, BR, BRI, BROCK, BSM, BSRC, BTNC, BTW, BUI, BVG, CCET, CCP, CEYE, CFARM, CGD, CH, CHAO, CHARAN, CHASE, CHAYO, CHG, CHIC, CHO, CI, CITY, CIVIL, CK, CKP, CMAN, CMO, CMR, CNT, COCOCO, COLOR, COMAN, CPANEL, CPH, CPR, CPT, CRANE, CRD, CREDIT, CSP, CSR, CSS, CTV, CWT, D, DCON, DDD, DHOUSE, DITTO, DOD, DPAINT, DTCENT, DTCL, DV8, EASON, ECL, EE, EFORL, EMC, ETL, EURO, EVER, F&D, FANCY, FE, FLOYD, FM, FMT, FN, FORTH, FTI, FVC, GABLE, GENCO, GFC, GIFT, GL, GLAND, GLOCON, GLORY, GRAMMY, GRAND, GSC, GTB, GTV, GYT, HEALTH, HFT, HL, HPT, HTECH, HUMAN, HYDRO, I2, IIG, IMH, IND, INGRS, INSET, IP, IRC, IRCP, IT, ITD, ITNS, ITTHI, JAK, JCK, JCKH, JCT, JDF, JPARK, JSP, JUBILE, K, KAMART, KC, KCC, KCG, KCM, KDH, KEX, KIAT, KISS, KJL, KK, KKC, KLINIQ, KOOL, KTIS, KTMS, KUMWEL, KUN, KWC, KWI, KWM, KYE, LALIN, LDC, LEE, LIT, LOXLEY, LPH, LST, LTS, MAGURO, MANRIN, MASTER, MATI, MCA, M-CHAI, MCS, MDX, MEB, MEGA, METCO, MGC, MGI, MGT, MICRO, MIDA, MJD, MK, ML, MORE, MOSHI, MTW, MUD, MVP, NAM, NAT, NC, NCH, NCL, NCP, NDR, NEO, NETBAY, NEW, NEWS, NFC, NL, NNCL, NOK, NOVA, NPK, NSL, NTSC, NTV, NUSA, NV, NVD, NYT, OHTL, ONEE, ORN, PACO, PAF, PANEL, PCC, PEACE, PERM, PF, PHG, PICO, PIN, PJW, PLE, PLT, PMTA, POLAR, PORT, PPM, PRAKIT, PRAPAT, PRECHA, PRI, PRIN, PRO, PROUD, PSG, PSP, PTC, PTL, QTGC, RAM, RCL, READY, RICHY, RJH, ROCK, ROCTEC, ROH, ROJNA, RP, RPC, RPH, RSP, S, S11, SABUY, SAF, SAFARI, SAFE, SALEE, SAM, SAMART, SAMCO, SAMTEL, SAUCE, SAV, SAWAD, SAWANG, SBNEXT, SCAP, SCGD, SCI, SCL, SCP, SDC, SE, SEAFCO, SECURE, SFT, SGF, SHANG, SHR, SIAM, SICT, SIMAT, SINGER, SINO, SISB, SJWD, SK, SKN, SKY, SLM, SLP, SMART, SMD, SMT, SNNP, SO, SOLAR, SONIC, SPA, SPCG, SPG, SPREME, SPVI, SQ, SR, SRS, SSC, STANLY, STARK, STC, STEC, STECH, STHAI, STI, STP, STPI, STX, SUC, SUN, SUPER, SUTHA, SVR, SVT, SWC, SYNEX, TACC, TAN, TAPAC, TC, TCC, TCJ, TCOAT, TEAM, TEAMG, TEKA, TERA, TFM, TGPRO, TH, THAI, THANA, THE, THG, THMU, TIGER, TITLE, TK, TKC, TLI, TM, TMC, TMI, TMC, TNDT, TNH, TNQP, TOA, TPBI, TPCH, TPIPL, TPIPP, TPL, TPOLY, TPP, TQS, TQR, TR, TRC, TRITN, TRP, TRUBB, TRV, TSE, TTI, TTT, TTW, TURTLE, TVH, TVT, TWP, TWZ, TYCN, UAC, UBA, UMI, UMS, UNIQ, UP, UPF, UPOIC, UREKA, UTP, UVAN, VARO, VIBHA, VL, VNG, VPO, VRANDA, WARRIX, WAVE, WELL, WFX, WGE, WIN, WINDOW, WINMED, WINNER, WORK, WORLD, WP, YGG, YONG, ZAA

Explanations

Companies participating in Thailand's Private Sector Collective Action Coalition Against Corruption programme (Thai CAC) under Thai Institute of Directors (as of November 1, 2023) are categorised into: companies that have declared their intention to join CAC, and companies certified by CAC.