

Land Transportation

SET TRANS index Close: 18/10/2024 309.03 +0.73 / +0.24% Bt2,616mn
Bloomberg ticker: SETTRANS

September traffic down MoM on seasonality

Overall, Sep traffic dropped MoM as schools closed for the first term, except for the Yellow Line; there was YoY growth for traffic except for the expressway. Based on this data, we expect earnings for BEM and BTSGIF to grow QoQ and YoY while BTS should see QoQ improvement, but drop YoY. Discussions with BTS and BEM indicate that the concession buyback may not take place anytime soon, as there have been no official talks yet. However, the local press says the budget is ~Bt200bn, which seems reasonable (see table below for details). BEM is our top pick with an SOTP-based of TP Bt10.5/sh (Bt8.2 for core business, Bt1.5 for Orange Line and Bt0.8 for investments). We rate BTS as NEUTRAL with an SOTP-based TP of Bt5.1/sh (Bt3.2 for core business and Bt1.9 for investments). We are NEUTRAL on BTSGIF with a DDM-based TP of Bt3.9/sh (5.9% WACC and no terminal value).

Expressway traffic – Softer MoM, but flat YoY. Expressway traffic fell 1.6% MoM, but was essentially flat YoY at 1.1mn trips/day. The MoM drop was because schools closed for the end of first term, while YoY growth was impacted by a partial closure of the expressway network. Overall, 9M24 average traffic was 1.1mn trips/day, flat YoY. This is in line with our full-year forecast of no growth in 2024F.

MRT (Blue Line) – MoM impact from seasonality. Average ridership was 437.8k trips/day, down 2.8% MoM, but growing 4% YoY. This brings 9M24 average ridership to 420.6k trips/day, up 10.3% YoY against our assumption of 15% growth in 2024F. Based on 9M24 ridership, we see little downside to our full-year forecast. Our sensitivity analysis suggests that each 5ppt drop in ridership would negatively impact our 2024F for BEM by 3.6% and TP by Bt0.1/sh (concessionaire for this line).

BTS (core Green Line) – Following the trend. Average ridership was 563.3k trips/day, down 4.6% MoM, but up 3.0% YoY, bringing 6MFY25 (Apr–Sep 2024), trips to 548.5k (+6.2% YoY) against our FY2025F assumption of 6.5%, on track to meet our assumption. 9M24 average ridership is 551.2k trips/day, up 6.6% YoY.

Yellow Line – MoM improvement. Average ridership was 41.7k trips/day, up 2.5% MoM and 14.3% YoY. This brings 9M24 average ridership to 35.6k trips/day and its 6MFY25 to 35.7k trips against our assumption of 40k in FY2025F, which we view as still on track. Note that 50% of its ridership feeds to MRT (Blue Line) at Lat Phrao station. Ridership needs to reach 180k trips/day to reach breakeven point at the net profit level.

Pink Line – Ridership fell MoM. Average ridership was 58.6k trips/day, slipping 0.9% MoM. There is no YoY data since it only opened in Jan 2024 and the most recent data we have was for Mar 2024. Average Mar-Sep ridership was 53.1k trips/day and 54.1k trips in its 6MFY25 against our FY2025 assumptions of 60k, on track to meet our full-year forecast. Note that the Pink Line has no direct connection with MRT (Blue Line) or BTS (core Green Line). Ridership needs to reach 180k trips/day to reach breakeven point at the net profit level.

Key ESG risk for the sector. Service reliability (S) is the key ESG risk for the sector because it would negatively impact ridership numbers.

Bt200bn potential budget seems reasonable to buyback

Mass transit	Owner	Estimated value	Note
Core Green line	BTSGIF	Bt22.6bn	Based on our estimates
Yellow line	BTS (75% stake)	Bt52.2bn	Based on our estimates
Pink line	BTS (75% stake)	Bt60.2bn	Based on our estimates
Blue line	BEM	Bt98.1bn	Based on our estimates
Total		Bt233bn	Based on our estimates
Government budget		~Bt200bn	Based on local press

Source: Company data, InnovestX Research

Note: We did not put the Orange Line in our assumptions as BEM was just granted the contract and we believe the investment already made in this project is small.

Valuation summary

	Rating	Price (Bt)	TP (Bt)	ETR (%)	P/E (x)	P/BV (x)		
		24F	25F	24F	25F	24F		
BEM	Outperform	8.2	10.5	30.0	31.2	27.4	3.2	3.0
BTS	Neutral	4.5	5.1	12.8	n.m.	272.9	1.3	1.3
BTSGIF	Neutral	3.3	3.9	40.9	4.7	3.7	0.7	0.9
Average					17.9	101.3	1.7	1.7

Source: InnovestX Research

Price performance

(%)	Absolute			Relative to SET		
	1M	3M	12M	1M	3M	12M
BEM	1.2	4.5	0.0	(1.1)	(7.6)	(4.5)
BTS	(4.6)	9.7	(40.1)	(6.9)	(3.0)	(42.8)
BTSGIF	(4.7)	1.2	(4.1)	(6.9)	(10.5)	(8.4)

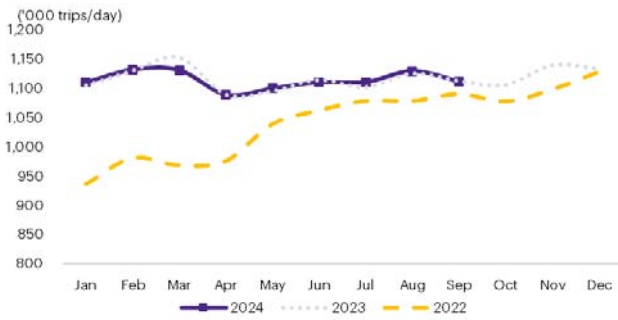
Source: SET, InnovestX Research

Analyst

Kittisorn Pruittipat, CFA, FRM

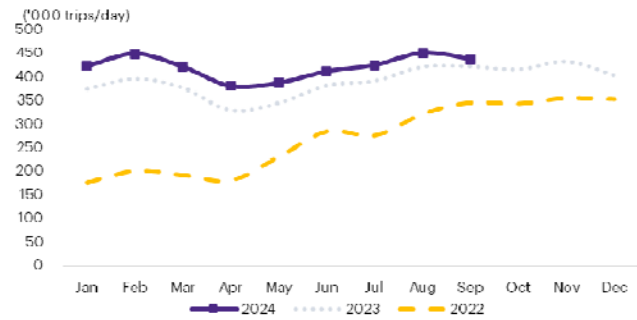
Fundamental Investment
Analyst on Securities
(66-2) 949-1007
kittisorn.p@innovestx.co.th

Figure 1: Expressway traffic



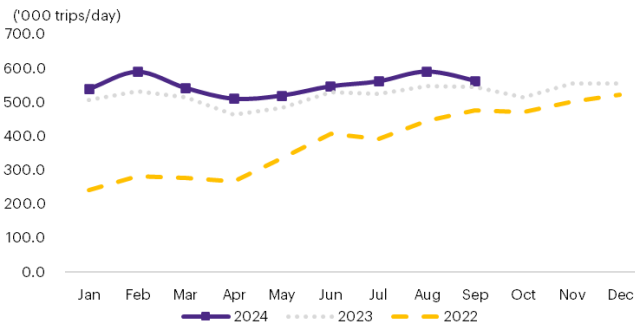
Source: BEM, InnovestX Research

Figure 2: MRT (Blue line) ridership



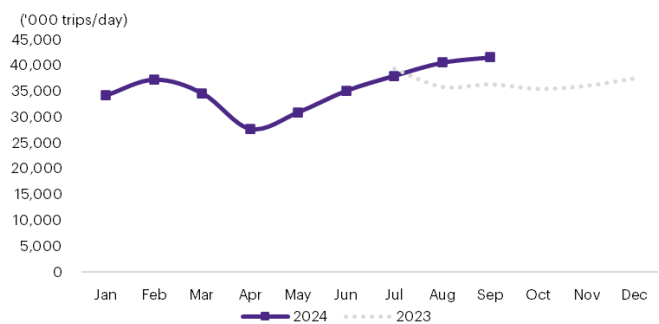
Source: BEM, InnovestX Research

Figure 3: BTS (core Green Line) ridership



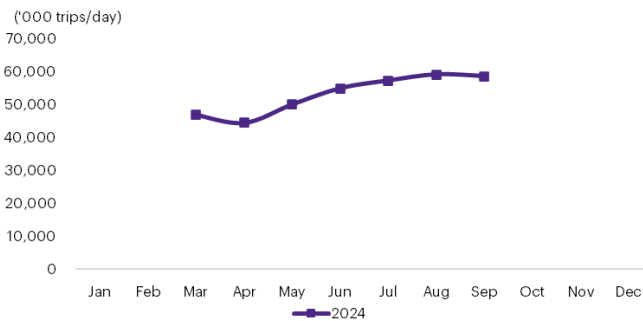
Source: BTSGIF, InnovestX Research

Figure 4: Yellow Line ridership



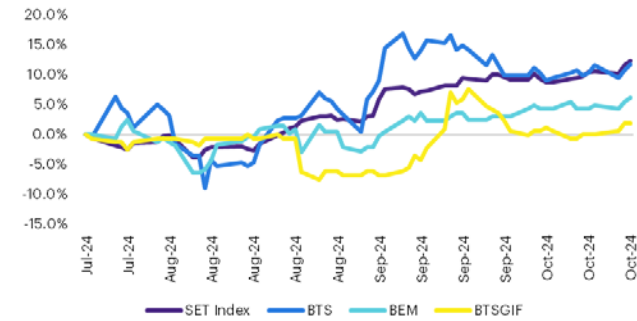
Source: Ministry of Transport, InnovestX Research

Figure 5: Pink Line ridership



Source: Ministry of Transport, InnovestX Research

Figure 6: Share price performance in the past 3 months



Source: Company data, InnovestX Research

Figure 7: Valuation summary (price as of Oct 18, 2024)

	Rating	Price (Bt/Sh)	Target (Bt/Sh)	ETR (%)	P/E (x)			EPS growth (%)			P/BV (x)			ROE (%)			Div. Yield (%)			EV/EBITDA (x)		
					23A	24F	25F	23A	24F	25F	23A	24F	25F	23A	24F	25F	23A	24F	25F	23A	24F	25F
BEM	Outperform	8.20	10.5	30.0	36.0	31.2	27.4	43	16	14	3.3	3.2	3.0	9	10	11	1.7	1.9	2.2	21.2	19.5	18.1
BTS	Neutral	4.52	5.1	12.8	216.8	n.m.	272.9	(86)	n.m.	n.m.	1.3	1.3	1.3	0	(1)	0	0.0	0.0	0.4	27.0	28.1	27.0
BTSGIF	Neutral	3.26	3.9	40.9	4.1	4.7	3.7	37	(13)	26	0.6	0.7	0.9	13	14	22	24.4	21.3	26.9	4.1	4.6	3.7
Average					85.6	17.9	101.3	(2)	1	20	1.7	1.7	1.7	8	8	11	8.7	7.7	9.8	17.4	17.4	16.3

Source: InnovestX Research

Disclaimer

The information in this report has been obtained from sources believed to be reliable. However, its accuracy or completeness is not guaranteed. Any opinions expressed herein reflect our judgment at this date and are subject to change without notice. This report is for information only. It is not to be construed as an offer, or solicitation of an offer to sell or buy any securities. We accept no liability for any loss arising from the use of this document. We or our associates may have an interest in the companies mentioned therein.

InnovestX Securities Company Limited (“INVX”) is wholly owned by SCB X Public Company Limited (“SCBX”) and The Siam Commercial Bank Public Company Limited (“SCB”) is majority-owned by SCBX. Any information related to SCB is for sector comparison purpose.

This document is prepared by InnovestX Securities Company Limited (“INVX”) which is wholly owned by SCB X Public Company Limited (“SCBX”). The Siam Commercial Bank Public Company Limited, which is majority-owned by SCBX, acts as financial advisor of the LH Hotel Leasehold Real Estate Investment Trust. Any opinions, news, research, analyses, prices, statements, forecasts, projections and/or other information contained in this document (the “Information”) is provided as general information purposes only and shall not be construed as individualized recommendation of an offer to buy or sell or the solicitation of an offer to buy or sell any securities. INVX and/or its directors, officers and employees shall not be liable for any direct, indirect, incidental, special or consequential loss or damage, resulting from the use of or reliance on the Information, including without limitation to, damages for loss of profits. The investors shall use the Information in association with other information and opinion, including their own judgment in making investment decision. The Information is obtained from sources believed to be reliable, and INVX cannot guarantee the accuracy, completeness and/or correctness of the Information.

INVX reserves the right to modify the Information from time to time without notice and in its sole discretion. This document is delivered to intended recipient(s) only and is not permitted to reproduce, retransmit, disseminate, sell, distribute, republish, circulate or commercially exploit the Information in any manner without the prior written consent of INVX.

Futures and Options trading carry a high level of risk with the potential for substantial losses, and are not suitable for all persons. Before deciding to trade Futures and Options, you should carefully consider your financial position, investment objectives, level of experience, and risk appetite if Futures and Options trading are appropriate. The possibility exists that you could sustain a loss of some or all of your initial investment. You should be aware of all the risks associated with Futures and Options trading, and you are advised to rely on your own judgment while making investment decision and/or should seek advice from professional investment advisor if you have any doubts.

This document is delivered to intended recipient(s) only and is not permitted to reproduce, retransmit, disseminate, sell, distribute, republish, circulate or commercially exploit the Information in any manner without the prior written consent of INVX.

© Copyright 2022 InnovestX Securities Co., Ltd. All right reserved.

CG Rating 2023 Companies with CG Rating

Companies with Excellent CG Scoring

7UP, AAV, ABM, ACE, ACG, ADB, ADD, ADVANC, AEONTS, AF, AGE, AH, AHC, AIRA, AIT, AJ, AKP, AKR, ALLA, ALT, AMA, AMARIN, AMATA, AMATAV, ANAN, AOT, AP, APCO, APCS, ARIP, ARROW, ASEFA, ASK, ASP, ASW, ATP30, AUCT, AWC, AYUD, B, BA, BAFS, BAM, BANPU, BAY, BBTI, BBIK, BBL, BC, BCH, BCP, BCPG, BDMS, BEC, BEM, BEYOND, BGC, BGRIM, BH, BIZ, BJC, BJCHI, BKI, BLA, BOL, BPP, BRI, BROOK, BRR, BTS, BTW, BWG, BYD, CBG, CENTEL, CFRESH, CHASE, CHEWA, CHG, CHOW, CIMBT, CIVIL, CK, CKP, CM, CNT, COLOR, COM7, COTTO, CPALL, CPAXTT, CPF, CPI, CPL, CPN, CPW, CRC, CRD, CSC, CSS, CV, DCC, DDD, DELTA, DEMCO, DMT, DOHOME, DRT, DUSIT, EA, EASTW, ECF, ECL, EE, EGCO, EPG, ERW, ETC, ETE, FE, FLOYD, FN, FPI, FPT, FSX, FVC, GBX, GC, GCAP, GENCO, GFPT, GGC, GLAND, GLOBAL, GPSC, GRAMMY, GULF, GUNKUL, HANA, HARN, HENG, HMPRO, HPT, HTC, ICC, ICHI, ICN, III, ILINK, ILM, IMH, IND, INET, INTUCH, IP, IRC, IRPC, ITC, ITEL, IVL, JAS, JTS, KBANK, KCC, KCE, KEX, KKP, KSL, KTB, KTC, KTMS, KUMWEL, KUN, LALIN, LANNA, LH, LHFG, LIT, LOXLEY, LPN, LRH, LST, M, MAJOR, MALEE, MATCH, MBK, MC, M-CHAI, MCOT, MEGA, MFC, MFEC, MILL, MINT, MONO, MOONG, MSC, MST, MTC, MTI, NC, NCH, NCL, NDR, NER, NKI, NOBLE, NRF, NTV, NVD, NWR, NYT, OCC, OISHI¹, ONEE, OR, ORI, OSP, OTO, PAP, PATO, PB, PCSGH, PDG, PDJ, PG, PHOL, PIMO, PJW, PLANB, PLAT, PLUS, PM, POLY, PORT, PPP, PPS, PR9, PRG, PRINC, PRM, PRTR, PSH, PSL, PT, PTC, PTT, PTTEP, PTTGC, Q-CON, QH, QTC, RATCH, RBF, RPH, RS, RT, S, S&J, SA, SABINA, SAK, SAMART, SAMTEL, SAPPE, SAT, SBNEXT, SC, SCB, SCC, SCCC, SCG, SCGP, SCM, SDC, SEAFCO, SEAOL, SECURE, SELIC, SENA, SENX, SFP², SFT, SGC, SGF, SGP, SHR, SICT, SIRI, SIS, SITHAI, SJWD, SKR, SM, SMPC, SMT, SNC, SNNP, SNP, SO, SPALI, SPC, SPCG, SPI, SPRC, SR, SSC, SSF, SSSC, STA, STC, STEC, STGT, STI, SUC, SUN, SUSCO, SUTHA, SVI, SVT, SYMC, SYNEX, SYNTEC, TACC, TAE, TCAP, TCMC, TEAMG, TEGH, TFG, TFMAMA, TGE, TGH, THANA, THANI, THCOM, THIP, THRE, THREL, TIDLOR, TIPH, TISCO, TK, TKN, TKS, TKT, TLI, TM, TMC, TMD, TMT, TNDT, TNITY, TNL, TNR, TOA, TOG, TOP, TPBI, TPCS, TPIPL, TPIPP, TPS, TQM, TQR, TRT, TRUE, TRV, TSC, TSTE, TSTH, TTA, TTB, TTCL, TTW, TURTLE, TVDH, TVH, TVO, TVT, TWPC, UAC, UBE, UBIS, UKEM, UP, UPF, UPOIC, UV, VCOM, VGI, VIBHA, VIH, VL, WACOAL, WGE, WHA, WHAUP, WICE, WINMED, WINNER, XPG, YUASA, ZEN

Companies with Very Good CG Scoring

2S, A5, AAI, AIE, ALUCON, AMR, APURE, ARIN, AS, ASIA, ASIAN, ASIMAR, ASN, AURA, BR, BSBM, BSRC, BTG, CEN, CGH, CH, CHIC, CI, CIG, CMC, COMAN, CSP, DOD, DPAINT, DV8, EFORL, EKH, ESTAR, EVER, FORTH, FSMART, FTI, GEL, GPI, HEALTH, HUMAN, IFS, INSET, IT, J, JCKH, JDF, JKN, JMART, JUBILE, K, KCAR, KGI, KIAT, KISS, KK, KTIS, KWC, KWM, LDC, LEO, LHK, MACO, METCO, MICRO, MK, MVP, NCAP, NOVA, NTSC, PACO, PIN, PQS, PREB, PRI, PRIME, PROEN, PROS, PROUD, PSTC, PTECH, PYLON, RCL, SALEE, SANKO, SCI, SCN, SE, SE-ED, SFLEX, SINGER, SKN, SONIC, SORKON, SPVI, SSP, SST, STANLY, STP, SUPER, SVOA, SWC, TCC, TEKA, TFM, TMILL, TNP, TPLAS, TPOLY, TRC, TRU, TRUBB, TSE, VRANDA, WAVE, WFX, WIJK, WIN, WP, XO

Companies with Good CG Scoring

24CS, AMANAH, AMARC, AMC, APP, ASAP, BCT, BE8, BIG, BIOTEC, BLESS, BSM, BVG, CAZ, CCET, CHARAN, CHAYO, CHOTI, CITY, CMAN, CMR, CRANE, CWT, DHOUSE, DTCENT, EASON, FNS, FTE, GIFT, GJS, GTB, GTV, GYT, HL, HTECH, HYDRO, IIG, INGRS, INSURE, IRCP, ITD, ITNS, JCK, JMT, JR, JSP, KBS, KGEN, KJL, L&E, LEE, MASTER, MBAX, MEB, MENA, META, MGT, MITSIB, MJD, MOSHI, MUD, NATION, NNCL, NPK, NSL, NV, OGC, PAF, PCC, PEACE, PICO, PK, PL, PLANET, PLE, PMTA, PPM, PRAKIT, PRAPAT, PRECHA, PRIN, PSG, RABBIT, READY, RJH, RSP, RWI, S11, SAAM, SAF, SAMCO, SAWAD, SCAP, SCP, SIAM, SKE, SKY, SMART, SMD, SMIT, SOLAR, SPA, STECH, STPI, SVR, TC, TCCC³, TEAM, TFI, TIGER, TITLE, TKC, TMI, TNH, TPA, TPAC, TRITN, UBA, UMI, UMS, UTP, VARO, VPO, W, WARRIX, WORK, WPH, YONG, ZIGA

Corporate Governance Report

The material contained in this publication is for general information only and is not intended as advice on any of the matters discussed herein. Readers and others should perform their own independent analysis as to the accuracy or completeness or legality of such information. The Thai Institute of Directors, its officers, the authors and editor make no representation or warranty as to the accuracy, completeness or legality of any of the information contained herein. By accepting this document, each recipient agrees that the Thai Institute of Directors Association, its officers, the authors and editor shall not have any liability for any information contained in, or for any omission from, this publication.

The survey result is as of the date appearing in the Corporate Governance Report of Thai Listed Companies. As a result, the survey result may be changed after that date. InnovestX Securities Company Limited does not conform nor certify the accuracy of such survey result.

To recognize well performers, the list of companies attaining "Good", "Very Good" and "Excellent" levels of recognition (Not including listed companies qualified in the "no announcement of the results" clause from 1 January 2022 to 31 October 2023) is publicized.

¹OISHI was voluntarily delisted from the Stock Exchange of Thailand, effectively on September 6, 2023

²SFP was voluntarily delisted from the Stock Exchange of Thailand, effectively on July 19, 2023

³TCCC was voluntarily delisted from the Stock Exchange of Thailand effectively on August 25, 2023

Anti-corruption Progress Indicator

Certified (ได้ผ่านการรับรอง)

2S, AAI, ADB, ADVANC, AE, AF, AH, AI, AIE, AIRA, AJ, AKP, AMA, AMANAH, AMATA, AMATAV, AP, APCS, AS, ASIAN, ASK, ASP, ASW, AWC, AYUD, B, BAFS, BAM, BANPU, BAY, BBTI, BBL, BCH, BCP, BCPG, BE8, BEC, BEYOND, BGC, BGRIM, BLA, BPP, BRI, BRR, BSBM, BTC, BTG, BTS, BWG, CBG, CEN, CENTEL, CFRESH, CGH, CHEWA, CHOTI, CHOW, CI, CIG, CIMBT, CM, CMC, COM7, CPALL, CPF, CPI, CPL, CPN, CPW, CRC, CREDIT, CSC, DCC, DELTA, DEMCO, DIMET, DMT, DOHOME, DRT, DUSIT, EA, EASTW, ECF, EGCO, EP, EPG, ERW, ETC, ETE, FNS, FPI, FPT, FSMART, FSX, FTE, GBX, GC, GCAP, GEL, GFPT, GGC, GJS, GLOBAL, GPI, GPSC, GSTEEL, GULF, GUNKUL, HANA, HARN, HEALTH, HENG, HMPRO, HTC, ICC, ICHI, IFS, III, ILINK, ILM, INET, INOX, INSURE, INTUCH, IRPC, ITEL, IVL, JAS, JR, JTS, KASET, KBANK, KCAR, KCC, KCE, KEN, KGI, KKP, KSL, KTB, KTC, L&E, LANNA, LHFG, LHK, LPN, LRH, M, MAJOR, MALEE, MATCH, MBAX, MBK, MC, MCOT, MEGA, MENA, META, MFC, MFEC, MILL, MINT, MODERN, MONO, MOONG, MSC, MTC, MTI, NATION, NCAP, NEP, NKI, NOBLE, NRF, NWR, OCC, OGC, OR, ORI, OSP, PAP, PATO, PB, PCSGH, PDG, PDJ, PG, PHOL, PIMO, PK, PL, PLANB, PLANET, PLAT, PM, PPP, PPM, PPS, PR9, PREB, PRG, PRINC, PRM, PROS, PSH, PSL, PSTC, PT, PTECH, PTG, PTT, PTTEP, PTTGC, PYLON, Q-CON, QH, QLT, QTC, RABBIT, RATCH, RBF, RML, RS, RWI, S&J, SA, SAAM, SABINA, SAK, SAPPE, SC, SCB, SCC, SCCC, SCG, SCGP, SCM, SCN, SEAOL, SE-ED, SELIC, SENA, SENX, SFLEX, SGC, SGP, SIRI, SITHAI, SKR, SM, SMIT, SMPC, SNC, SNP, SORKON, SPACK, SPALI, SPC, SPI, SPRC, SRICHA, SSF, SSP, SSSC, SST, STA, STGT, STOWER, SUSCO, SVI, SVOA, SVT, SYMC, SYNTEC, TAE, TAKUNI, TASCO, TCAP, TCMC, TEGH, TFG, TFI, TFMAMA, TGE, TGH, THANI, THCOM, THIP, THRE, THREL, TIDLOR, TIPCO, TIPH, TISCO, TKN, TKS, TKT, TMD, TMILL, TMT, TNITY, TNL, TNP, TNR, TOG, TOP, TOPP, TPA, TPCS, TPLAS, TRT, TRU, TRUE, TSC, TSI, TSTE, TSTH, TTA, TTB, TTCL, TU, TURTLE, TVDH, TVO, TWPC, UBE, UBIS, UEC, UKEM, UPF, UV, VCOM, VGI, VIBHA, VIH, WACOAL, WHA, WHAUP, WICE, WIJK, XO, YUASA, ZEN, ZIGA

Declared (ประกาศเจตนา)

ACE, ADVICE, ALT, AMARIN, AMC, ANI, APCO, B52, BLAND, BPS, BYD, CAZ, CHASE, CHG, CV, DEXON, DITTO, ECL, EKH, EVER, FLOYD, GREEN, HL, HUMAN, ICN, IHL, IP, ITC, JDF, JMART, K, KJL, LDC, LH, LIT, MITSIB, MJD, MOSHI, NER, NEX, PLE, PLUS, POLY, PQS, PRI, PRIME, PROEN, PROUD, PRTR, PTC, RT, S, SANKO, SAWAD, SCAP, SCGD, SFT, SHR, SINGER, SINO, SIS, SJWD, SKE, SNNP, SOLAR, SONIC, SUPER, TBN, TMI, TPAC, TPP, TQM, UREKA, VNG, WELL, WIN, WPH, XPG

N/A

24CS, 3K-BAT, A, A5, AAV, ABM, ACAP, ACC, ACG, ADD, AEONTS, AFC, AGE, AHC, AIT, AJA, AKR, AKS, ALLA, ALPHAX, ALUCON, AMARC, AMR, ANAN, AOT, APO, APP, APURE, AQUA, ARIN, ARIP, ARROW, ASAP, ASEFA, ASIA, ASIMAR, ASN, ATP30, AU, AUCT, AURA, BA, BBIK, BC, BCT, BDMS, BEAUTY, BEM, BGT, BH, BIG, BIOTEC, BIS, BIZ, BJC, BJCHI, BKD, BKGI, BKIH, BLC, BLESS, BLISS, BM, BOL, BR, BROCK, BSM, BSRC, BTNC, BTW, BUI, BVG, CCET, CCP, CEYE, CFARM, CGD, CH, CHAO, CHARAN, CHAYO, CHIC, CHO, CITY, CIVIL, CK, CKP, CMAN, CMO, CMR, CNT, COCOCO, COLOR, COMAN, CPANEL, CPAXT, CPH, CPR, CPT, CRANE, CRD, CSP, CSR, CSS, CTW, CWT, D, DCON, DDD, DHOUSE, DOD, DPAINT, DTCENT, DTICI, DV8, EASON, EE, EFORL, EMC, ESTAR, ETL, EURO, F&D, FANCY, FE, FM, FMT, FN, FORTH, FTI, FVC, GABLE, GENCO, GFC, GIFT, GL, GLAND, GLOCON, GLORY, GRAMMY, GRAND, GSC, GTB, GTV, GYT, HFT, HPT, HTECH, HYDRO, I2, IIG, IMH, IND, INGRS, INSET, IRC, IRCP, IT, ITD, ITNS, ITTHI, J, JAK, JCK, JCKH, JCT, JKN, JMT, JPARK, JSP, JUBILE, KAMART, KBS, KC, KCG, KCM, KDH, KEX, KIAT, KISS, KK, KKC, KLINIQ, KOOL, KTIS, KTMS, KUMWEL, KUN, KWC, KWI, KWM, KYE, LALIN, LEE, LEO, LOXLEY, LPH, LST, LTS, MAGURO, MANRIN, MASTER, MATI, MCA, M-CHAI, MCL, MDX, MEB, MEDEZE, METCO, MGC, MGI, MGT, MICRO, MIDA, MK, ML, MORE, MST, MTW, MUD, MVP, NAM, NAT, NC, NCH, NCL, NCP, NDR, NEO, NETBAY, NEW, NEWS, NFN, NL, NNCL, NOK, NOVA, NPK, NSL, NTSC, NTV, NUSA, NV, NVD, NYT, OHTL, OKJ, ONEE, ORN, PACO, PAF, PANEL, PCC, PCE, PEACE, PEER, PERM, PF, PHG, PICO, PIN, PIW, PLT, PMC, PMTA, POLAR, PORT, PPM, PRAKIT, PRAPAT, PRECHA, PRIN, PRO, PSG, PSP, PTL, QTCG, RAM, RCL, READY, RICHY, RJH, ROCK, ROCTEC, ROH, ROJNA, RP, RPC, RPH, RSP, S11, SABUY, SAF, SAFARI, SAFE, SALEE, SAM, SAMART, SAMCO, SAMTEL, SAUCE, SAV, SAWANG, SBNEXT, SCI, SCL, SCP, SDC, SE, SEAFCO, SECURE, SEI, SGF, SHANG, SIAM, SICT, SIMAT, SISB, SK, SKN, SKY, SLP, SMART, SMD, SMK, SMT, SO, SPA, SPCG, SPG, SPREME, SPVI, SQ, SR, SRS, SSC, STANLY, STC, STEC, STECH, STHAI, STI, STP, STPI, STX, SUC, SUN, SUTHA, SVR, SWC, SYNEX, TACC, TAN, TAPAC, TATG, TC, TCC, TCJ, TCOAT, TEAM, TEAMG, TEKA, TERA, TFM, TGPRO, TH, THAI, THANA, THE, THG, THMUJ, TIGER, TITLE, TK, TKC, TLI, TM, TMC, TMW, TNDT, TNH, TNPC, TOA, TPBI, TPCH, TPIPL, TPIPP, TPL, TPOLY, TPS, TQR, TR, TRC, TRITN, TRP, TRUBB, TRV, TSE, TTI, TTT, TTW, TVH, TVT, TWP, TWZ, TYCN, UAC, UBA, UMI, UMS, UNIQ, UOBKH, UP, UPOIC, UTP, UVAN, VARO, VL, VPO, VRANDA, W, WARRIX, WAVE, WFX, WGE, WINDOW, WINMED, WINNER, WORK, WP, YGG, YONG, ZAA

Explanations

Companies participating in Thailand's Private Sector Collective Action Coalition Against Corruption programme (Thai CAC) under Thai Institute of Directors (as of June 30, 2024) are categorized into: companies that have declared their intention to join CAC, and companies certified by CAC.