

สวัสดี ตอนเช้า

Market today

Rebound expected if it breaks through 1435

The SET is expected to rebound from technical oversold position. Supports are at 1422 and 1410, while resistances are at 1435. Recovery will be clear if it is able to break above 1440. Watch for additional stimulus from the Cabinet meeting; note that US markets are open for only a half day after Thanksgiving on Thursday.

Today's highlights

- UTCC predicts Thailand GDP will grow 3% in 2025, with key support factors including government spending, private consumption, exports, tourism, and stable inflation rates.
- FTI says the automotive industry is at its lowest in 15 years. It has reduced production targets twice this year from 1.9mn units initially to 1.7mn units at mid-year and now to 1.5mn units. In 2025, it expects the slowdown to continue without government economic stimulus measures.
- The FTI suggested the Prime Minister set up a Bt5bn credit loss compensation fund to reimburse up to Bt50,000 per person, believing this will boost sales by at least 100,000 units.
- *Salesforce* reports online sales in the first half of the Thanksgiving holiday increased -4%YoY, higher than last year's 2% growth, indicating strong consumer interest in retail promotional offers.
- OPEC+ confirmed it was postponing the ministerial meeting to December 5 from December 1 to determine oil production policies, likely to defer plans for increasing oil production to February 2025 amid market demand concerns.
- Toyota reported a drop in global vehicle production in October of 0.8%YoY (ninth monthly decline), while Nissan showed a 6%YoY decrease (fifth month), with production pressured by reduced manufacturing in the US and China.

Strategy today

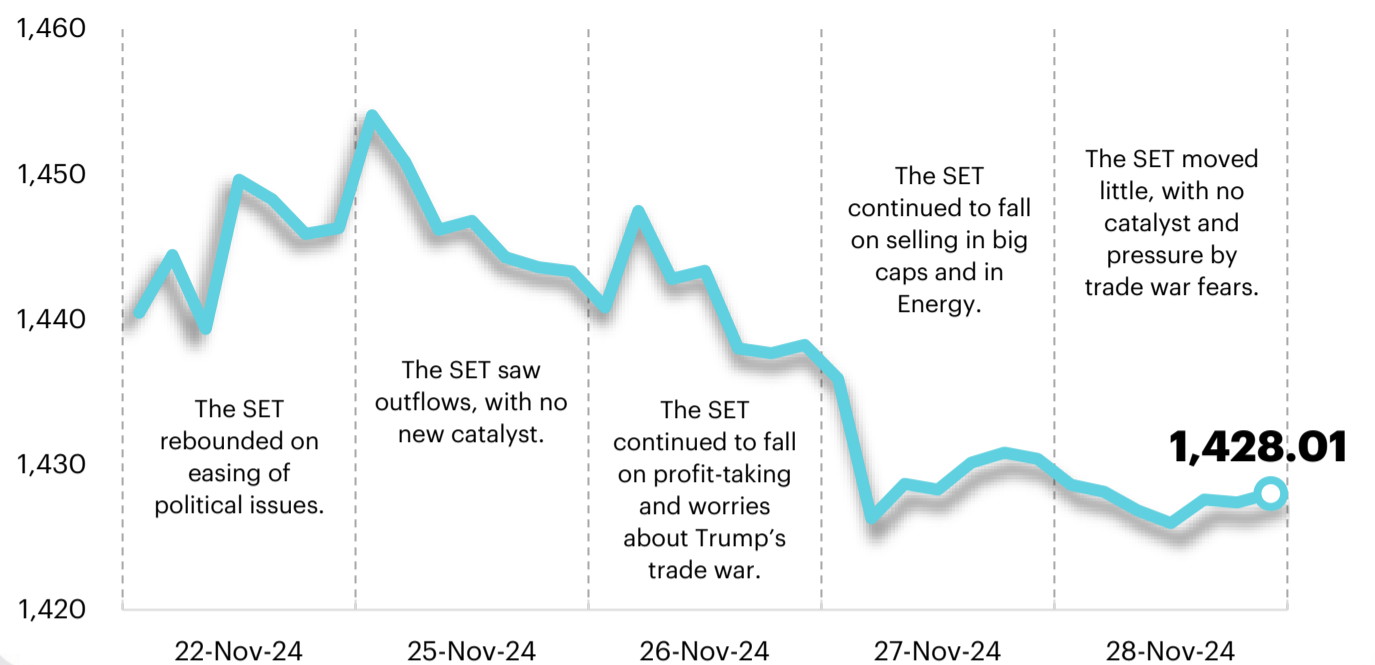
In the short term the SET will be range-bound with no new catalyst. The external factors are limited, while funds are expected to continue flowing out from EMs, including Thailand and China, due to the fluctuation of the dollar and uncertainty about Trump's tariff policies. Domestically, listed companies are in the middle of providing earnings outlooks for 4Q24 and 2025. The market is also looking for additional stimulus from the government. Our strategy is "selective buy".

Daily report

Friday, November 29, 2024

Support - Resistances

1422/1410 - 1435/1440



Trading today

In the short term the SET is expected to be range-bound with no new catalyst. Funds are expected to flow out of EMs, while at home, companies are holding analyst meetings to provide earnings outlooks and the market is waiting for more stimulus. We recommend "Selective Buy" with four main themes:

- 1) Stocks expected to benefit from consumption and tourism stimulus and household debt relief measures. Recommend Commerce (CPALL, CPAXT, CRC, HMPRO and TNP), Tourism (AWC, AOT and MINT) and Banking (BBL).
- 2) Earnings plays: Stocks whose 4Q24 profit is expected to grow YoY and QoQ, and which we tag Outperform - GULF, OSP, CBG, AMATA, AU, TIDLOR and BCP.
- 3) Stocks with high dividend yield and expected to be targets of the Vayupak and tax-deductible funds (SSF, RMF and ThaiESG) and with following characteristics: dividend yield of at least 3.5%, high SETESG ratings and high CG and earnings expected to grow - BBL, ADVANC and HMPRO
- 4) For investors who are concerned about tension in the Middle East and want a stock to hedge the risk, we suggest PTTEP, an upstream oil company.

Daily top picks

BCH: 4Q24 is seen as the final quarter with the overhang of the SC budget shortfall. In 2025 it is expected to report the strongest core profit growth among peers at 19%Y. Risk/reward is interesting to accumulate buy after a 7% fall in stock price in the past month to where it trades at a 2025F PER of 22x (-2SD.)

BBL: Our top pick in Banks. Catalysts are: 1) most attractive valuation; 2) lowest quality asset risk; and 3) likely to have the highest loan growth, with loan growth to recover in 4Q24 in view of the 1.4% MoM rise in October loans, leading its sector, supported by overseas and large corporate clients.



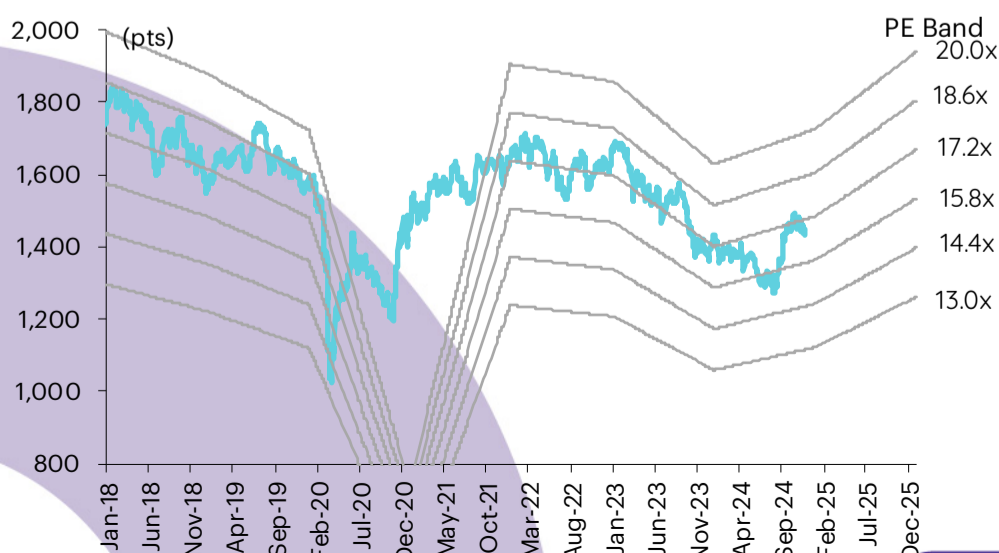
Today's reports

Utilities – Fuel tariff cut slightly negative
BCH (High conviction) – Sky clearing, clouds lifting

What to watch

Date	Event
26 Nov	Economic release: US – Consumer confidence by Conference Board for Nov
27 Nov	Economic release: US – Prelim GDP for 3Q24, unemployment claims, crude oil inventories, durable goods orders for Oct, core PCE price index, personal income and spending for Oct, FOMC meeting minutes Event: Effective date of November 2024 semi-annual MSCI index review
29 Nov	Economic release: JP – Prelim industrial production for Oct, retail sales for Oct, consumer confidence for Nov, JP unemployment rate for Oct EU – CPI flash estimate for Nov
30 Nov	Economic release: CN – Manufacturing and non-manufacturing PMI for Nov

SET Index movement



Daily report Friday, November 29, 2024

SET Index series

Index	28 Nov (pts)	Chg (pts)	Chg (%)	Value (Btmn)
SET	1,428.01	(2.39)	(0.17)	35,571.54
SET50	920.96	(2.27)	(0.25)	24,787.14
SET100	1,989.45	(3.35)	(0.17)	29,941.37
sSET	767.11	(1.34)	(0.17)	898.86
SETCLMV	752.21	(3.35)	(0.44)	16,057.93
SETHD	1,160.47	(0.09)	(0.01)	10,286.60
SETESG	881.47	(1.52)	(0.17)	22,943.66
SETWB	794.13	(0.47)	(0.06)	9,710.52
mai	317.35	(0.59)	(0.19)	856.31

Trading summary by investor type

(Btmn)	28 Nov	WTD	MTD	YTD
Foreign				
Net	(864)	(2,998)	(12,452)	(136,188)
Breakdown (%)	51.53	53.38	49.11	51.27
Institution				
Net	(241)	(1,091)	2,549	38,902
Breakdown (%)	10.93	9.69	10.77	9.56
PropTrade				
Net	(480)	891	1,124	2,120
Breakdown (%)	6.43	6.28	7.13	6.71
Individual				
Net	1,586	3,197	8,779	95,166
Breakdown (%)	31.10	30.66	32.99	32.47

S50 futures trading by foreign investors















(Contract)	28-Nov	WTD	MTD	YTD
Foreign	665	(24,740)	(53,055)	18,572
Institution	(3,647)	(12,215)	3,915	(19,800)
Customer	2,982	36,955	49,140	1,228

Bond trading by foreign investors

(Btmn)	28-Nov	WTD	MTD	YTD
Buy	3,167	11,480	43,480	834,513
Sell	1,206	9,255	75,652	876,333
Net	1,961	2,225	(32,172)	(41,820)

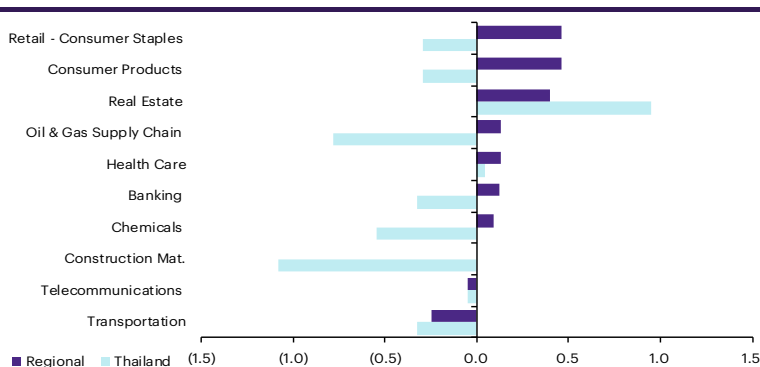
Market update

Global market movement

	28-Nov	Index	Chg (pts)	Performance (%)				PE (x)		EPS gth (%)		PBV (x)		ROE (%)	
				1D	WTD	MTD	YTD	24F	25F	24F	25F	24F	25F	24F	25F
S&P 500		5,999	0.00	0.0	0.5	5.1	25.8	24.8	22.0	9.5	12.6	5.1	4.5	17.8	19.1
Euro Stoxx 600		507	2.34	0.5	(0.2)	0.4	5.9	14.2	13.3	(2.6)	6.8	1.9	1.8	12.5	13.0
Japan		38,349	214.09	0.6	0.2	(1.9)	14.6	20.1	19.2	48.1	4.8	2.0	1.9	9.9	9.9
Hang Seng		19,367	(236.17)	(1.2)	0.7	(4.7)	13.6	9.2	8.8	8.0	4.4	1.1	1.0	10.9	10.6
MSCI Asia x J		709	0.00	0.0	0.4	(2.6)	10.5	14.1	12.5	24.2	13.0	1.7	1.5	11.7	12.1
Philippines		6,639	(64.05)	(1.0)	(2.1)	(7.1)	2.9	11.3	10.2	17.7	10.5	1.4	1.3	12.8	12.9
Indonesia		7,200	(45.73)	(0.6)	0.1	(4.9)	(1.0)	13.2	11.2	18.4	17.8	1.8	1.7	14.4	14.3
Malaysia		1,597	(6.76)	(0.4)	0.5	(0.3)	9.8	14.8	13.6	(2.7)	9.0	1.4	1.3	9.2	9.6
Thailand		1,428	(2.39)	(0.2)	(1.3)	(2.6)	0.9	16.5	14.7	6.0	12.5	1.4	1.4	8.4	9.3
Asean 4 - simple avg.				(0.5)	(0.7)	(3.7)	3.2	14.0	12.4	9.9	12.5	1.5	1.4	11.2	11.5
China		3,296	(14.08)	(0.4)	0.9	0.5	10.8	13.2	12.0	5.3	10.4	1.3	1.2	10.1	10.2
India		79,044	(1,190.34)	(1.5)	(0.1)	(0.4)	9.4	22.5	19.8	20.8	14.1	3.4	3.0	14.9	15.0
Singapore		3,737	29.16	0.8	(0.2)	5.0	15.3	11.7	11.5	8.0	2.2	1.3	1.2	10.6	10.7
Taiwan		22,299	(35.88)	(0.2)	(2.6)	(2.3)	24.4	17.8	15.6	47.4	13.9	2.7	2.5	15.2	16.1
Korea		2,505	1.61	0.1	0.1	(2.0)	(5.7)	10.2	8.3	32.7	23.2	0.9	0.8	9.0	10.1
Others				(0.2)	(0.4)	0.2	10.8	15.1	13.4	22.8	12.8	1.9	1.8	12.0	12.4

Regional sector movement

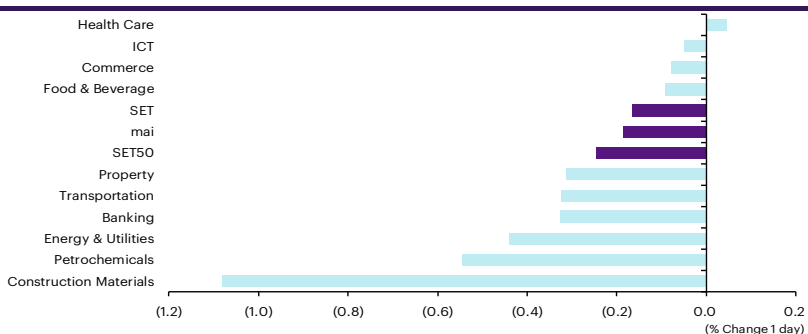
	Price performance (%) *			
	28-Nov	WoW	MoM	YTD
Banking	0.12	1.59	(2.22)	7.43
Chemicals	0.09	(0.03)	3.22	5.35
Construction Mat.	0.00	1.11	(0.14)	7.09
Consumer Products	0.46	0.15	0.43	(5.14)
Health Care	0.13	1.31	(2.10)	(3.32)
Oil & Gas Supply Chain	0.13	0.15	(3.41)	(4.84)
Real Estate	0.40	0.52	(1.74)	16.94
Retail - Consumer Staples	0.46	0.15	0.43	(5.14)
Telecommunications	(0.05)	1.67	0.56	2.63
Transportation	(0.25)	0.27	(1.03)	21.79



* Regional sector price performances (%) are based on US\$ and Thai sector price performances (%) are based on baht

Thailand sector movement

	Price performance (%)			
	28-Nov	WoW	MTD	YTD
Banking	(0.33)	(1.06)	(0.75)	1.42
Commerce	(0.08)	(1.47)	(1.53)	0.14
Construction Materials	(1.08)	(4.26)	(9.52)	(29.67)
Energy & Utilities	(0.44)	(2.19)	(4.99)	(10.45)
Food & Beverage	(0.09)	(0.77)	(4.88)	(3.95)
Health Care	0.04	(0.97)	(10.04)	(12.96)
ICT	(0.05)	(2.01)	(3.09)	33.19
Petrochemicals	(0.55)	(2.40)	(4.63)	(21.25)
Property	(0.31)	(2.27)	(5.01)	(12.29)
Transportation	(0.32)	(0.06)	(0.77)	0.44
SET	(0.17)	(0.86)	(2.59)	0.86
SET50	(0.25)	(0.88)	(1.68)	5.22
MAI	(0.19)	(1.74)	(6.79)	(22.90)



10 Most active stocks by value

Stock	Price (Bt)	Value (Btmn)	Chg (%)
BDMS	25.75	2,419.21	-
TRUE	11.20	1,602.78	(4.27)
CPALL	61.75	1,618.54	-
GULF	62.25	1,399.62	(0.40)
ADVANC	286.00	1,236.42	1.78
DELTA	151.50	1,140.17	0.33
JMT	19.20	886.00	5.49
CCET	8.50	819.23	(1.73)
AOT	61.25	826.42	(0.41)
BBL	147.00	787.95	-

Top 10 gainers

Stock	Price (Bt)	Value (Btmn)	Chg (%)
MIT	0.29	0.99	31.82
BYD	0.93	92.66	17.72
ROCK	11.40	0.06	14.00
GRAND	0.09	0.01	12.50
GEL	0.10	0.13	11.11
TPOLY	0.74	7.63	10.45
TCOAT	27.50	0.04	10.00
NEX	0.78	30.83	9.86
EVER	0.13	0.48	8.33
UPF	35.00	0.06	7.69

Top 10 losers

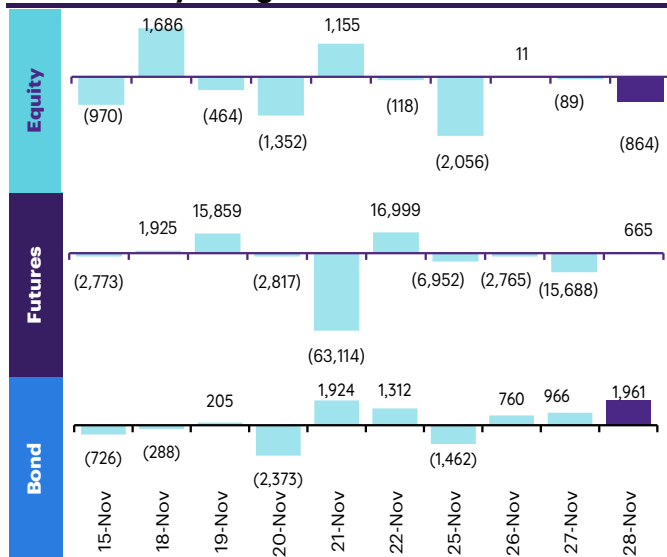
Stock	Price (Bt)	Value (Btmn)	Chg (%)
EMC	0.07	0.09	(12.50)
TFI	0.07	0.04	(12.50)
M-PAT	2.36	0.00	(11.94)
KC	0.08	0.08	(11.11)
MILL	0.09	0.10	(10.00)
GLOCON	0.18	1.29	(10.00)
GIFT	1.71	5.35	(9.52)
TGPRO	0.10	0.04	(9.09)
TRITN	0.12	0.33	(7.69)
TNPF	1.45	0.01	(6.45)

Fund flow monitor

Regional foreign fund flows to equity

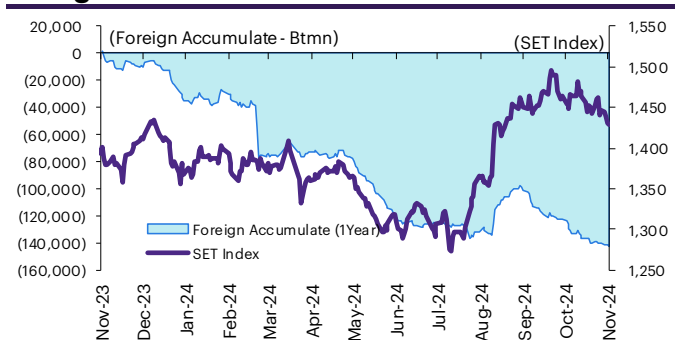
(US\$ Mn)	Thailand	Indonesia	Philippines	Malaysia	Vietnam	India	Taiwan	South Korea	Japan
Daily									
28-Nov-24	(25)	(53)		(162)		2	(162)	(41)	
27-Nov-24	(3)		(9)	(93)		13	(124)	(236)	
26-Nov-24	0	(37)	(9)	(72)		9	(964)	(196)	
25-Nov-24	(59)	(36)	(5)	(48)		2	1,141	(10)	
22-Nov-24	(3)	(22)	(10)	(9)		1	127	263	148
Weekly									
WTD	(87)	(126)	(24)	(375)	26	1,469	(2,191)	(853)	(2,882)
22-Nov-24	26	(230)	(50)	(37)	(205)	(184)	(1,277)	(581)	(2,882)
15-Nov-24	(123)	(293)	(102)	(59)	(159)	(43)	(3,078)	(1,230)	827
8-Nov-24	(106)	(287)	(133)	(89)	(137)	(2,279)	(146)	129	3,367
1-Nov-24	(285)	(169)	(50)	(231)	(303)	(1,135)	(1,414)	(921)	911
Monthly									
MTD	(361)	(944)	(308)	(576)	(486)	(1,553)	(7,386)	(2,588)	2,223
Oct-24	(845)	(719)	22	(413)	(389)	(10,428)	1,130	(3,404)	16,610
Sep-24	867	1,418	346	110	(85)	5,944	(2,297)	(5,727)	(35,744)
Aug-24	(170)	1,847	143	587	(144)	1,393	(2,519)	(2,078)	(9,821)
YTD	(3,787)	1,586	(264)	(183)	(3,501)	(948)	(18,252)	4,570	12,832

Thailand daily foreign net flows

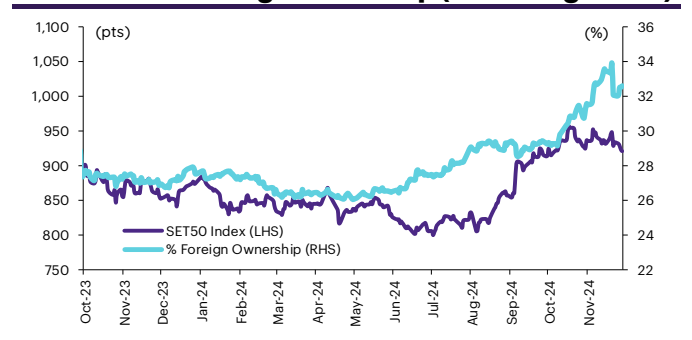


	Equity (Btmn)	SET50 futures (Contract)	Bond (Btmn)*
Daily			
28-Nov-24	(864)	665	122
Weekly			
WTD	(2,998)	(24,740)	(4,592)
22-Nov-24	907	(31,148)	(5,734)
15-Nov-24	(4,278)	(8,573)	(1,591)
8-Nov-24	(3,641)	23,535	4,546
1-Nov-24	(9,644)	(23,102)	(4,276)
Monthly			
MTD	(12,452)	(53,055)	(9,638)
Oct-24	(28,166)	24,325	4,522
Sep-24	29,178	(98,738)	(17,628)
Aug-24	(5,964)	84,158	14,368
Quarterly			
QTD	(40,619)	(28,730)	(5,116)
3Q24	21,462	147,286	23,362
2Q24	(47,705)	(105,911)	(16,982)
1Q24	(69,326)	5,927	937
4Q23	(35,319)	73,626	13,162
YTD			
2023	(192,490)	(243,096)	(47,380)
2022	202,694	(36,149)	(6,671)

Foreign net flow and SET movement



SET50 and its foreign ownership (excluding NVDR)



Foreign buy/sell activity monitor

Most foreign holding value change

	Fgn hld (%)	Δ Fgn (M.shares)	Buy* (Btmn)
BBL	26.06	2.71	399
AOT	6.80	5.82	356
ADVANC	37.99	1.00	285
SCB	18.70	2.28	260
MINT	30.53	7.19	194
GULF	37.43	3.04	189
BCP	12.08	5.34	158
INTUCH	30.56	1.61	158
KBANK	46.13	0.95	143
HANA	42.24	5.10	142

	Fgn hld (%)	Δ Fgn (M.shares)	Sell* (Btmn)
BDMS	25.85	(21.17)	(545)
DELTA	93.79	(1.47)	(223)
TU	25.68	(8.97)	(121)
MEGA	16.53	(2.21)	(78)
CRC	13.47	(1.90)	(65)
KCE	23.62	(2.26)	(56)
ITC	2.82	(2.15)	(44)
CPN	18.82	(0.33)	(20)
BCH	6.54	(0.75)	(12)
STA	12.11	(0.63)	(12)

Top-5 NVDR net buy/sell

	Buy* (Btmn)	Sell* (Btmn)
SCB	133	(403)
BDMS	126	(213)
TOP	90	(126)
KTB	85	(105)
BCP	78	(85)
PTT	64	(81)
CPALL	59	(72)
MONO	49	(58)
KCE	49	(49)
JMT	43	(42)

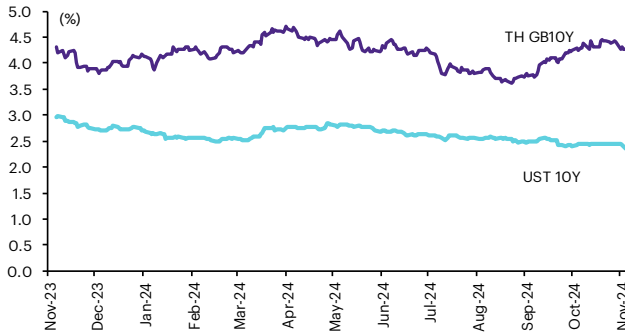
* InnovestX Research estimates

Multi-asset price update

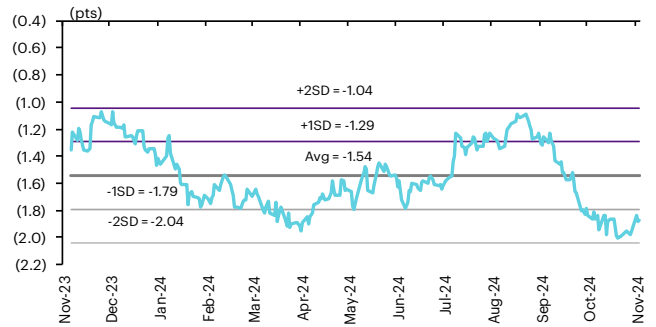
Key indicator update

	Close	28-Nov	WoW	MoM	YoY	YTD
Financial market condition						
VIX Index	13.90	-1.42	-17.61	-28.13	7.09	11.65
Europe CDS (bps)	57.35	-0.70	0.47	0.53	-9.83	-1.23
LIBOR OIS Spread (bps)	0.00	0.00	0.00	0.00	0.00	0.00
TED Spread (bps)	0.36	0.00	4.61	9.70	11.86	10.04
Exchange rate						
Dollar Index	106.17	0.09	-0.83	1.81	3.24	4.73
USD/THB	34.36	-0.19	-0.89	2.05	-1.15	-0.03
EUR/USD	1.06	-0.11	0.73	-2.43	-3.79	-4.38
USD/JPY	151.50	0.28	-1.93	-1.21	2.97	7.45
Bond: (Change in basis points)						
TH Gov Bond 2Y	0.02	-0.63	-5.88	-10.27	-43.27	-32.63
TH Gov Bond 10Y	0.02	-4.35	-9.55	-8.93	-61.63	-34.61
US Gov Bond 2Y	0.04	0.00	-10.67	13.30	-42.04	-2.89
US Gov Bond 10Y	0.04	0.00	-14.85	1.53	-1.29	37.69
Commodities						
CRB Index	533.10	-0.33	-0.29	-0.22	0.68	4.46
Gold (US\$/oz)	2637.74	0.07	-1.18	-4.93	29.06	27.88
Gross Refining Margin (US\$/bbl)	6.09	-2.25	2.01	-7.45	-5.43	-3.18
Dubai Crude (US\$/bbl)	72.60	0.00	-0.32	3.03	-13.05	-6.12
NYMEX Crude (US\$/bbl)	68.88	0.23	-1.74	2.48	-11.53	42.20
Baltic Dry Index (pts)	1419.00	-5.96	-9.96	1.21	-47.37	-32.23

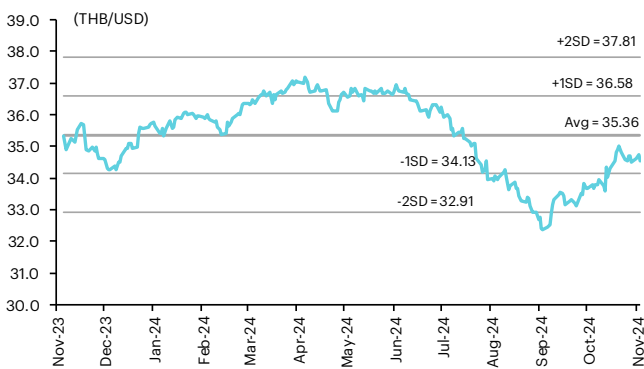
Thai and US 10-year government bond yield



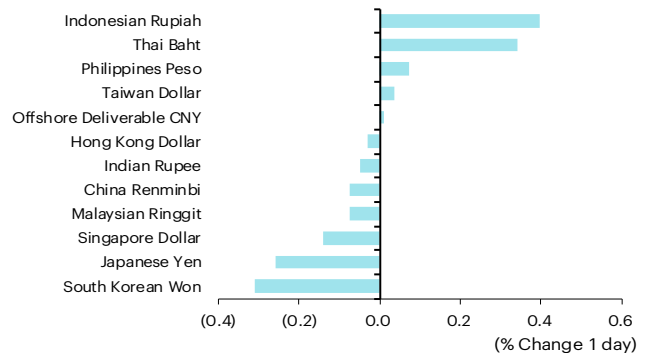
Thai and US 10-year government bond spread



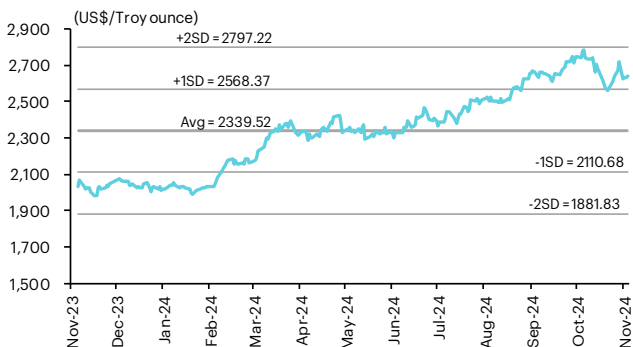
THB/USD exchange rate



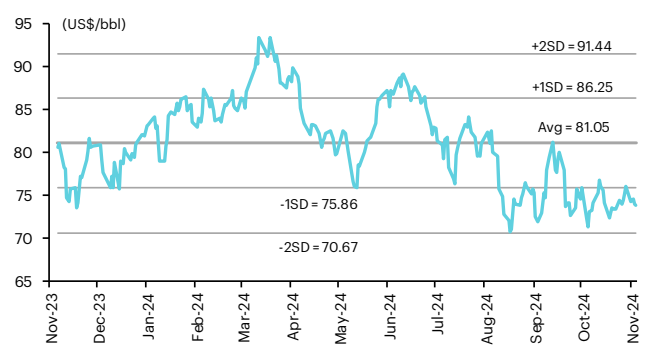
Regional foreign exchange rate spot return



Gold



Brent crude



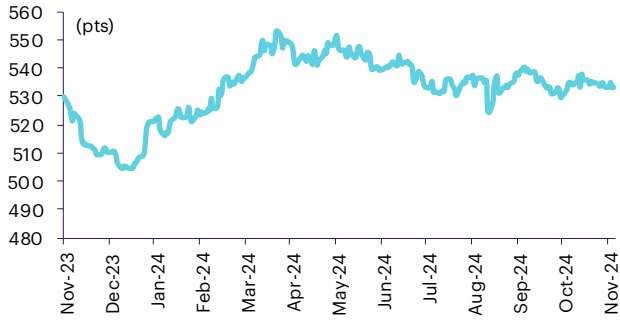
Commodities daily price update

	As of 28-Nov-24	-1W %	Avg. Price QTD in 4Q24	% QoQ	% YoY	Avg. Price in '23	% YoY	Avg. Price in '24	% YoY	Update
CRB Index	533.10	(0.1)	534.55	(0.3)	(3.7)	546.31	(7.81)	534.13	(2.2)	Daily
Energy Prices										
Crude Oil - Dubai (US\$/bbl)	71.49	(1.1)	73.80	(6.1)	(14.9)	81.93	(15.62)	80.29	(2.0)	Daily
Brent Crude (US\$/bbl)	73.76	(0.3)	75.08	(6.5)	(13.4)	82.60	(18.40)	81.35	(1.5)	Daily
West Texas Int. Cushing (US\$/bbl)	68.72	(1.0)	70.69	(6.4)	(18.5)	77.59	(17.93)	76.49	(1.4)	Daily
Crude Oil - Asia-Pacific Tapis Oil Spot (US\$/bbl)	74.45	(1.2)	77.11	(4.8)	(11.1)	86.52	(19.56)	83.89	(3.0)	Daily
Natural Gas Henry Hub (US\$/mmBTU)	3.30	3.4	3.23	(7.7)	(28.0)	4.52	(6.75)	3.63	(19.7)	Daily
Coal Price NEX (US\$/MT)	141.61	(0.7)	144.98	2.9	4.3	178.13	(51.19)	137.38	(22.9)	Friday
Oil Product Prices and Gross Refinery Margin										
Gas Oil 500 ppm Sulfur Singapore (US\$/bbl)	87.39	(2.6)	88.08	(4.4)	(21.1)	103.11	(21.20)	95.35	(7.5)	Daily
Gas Oil - Dubai (US\$/bbl)	15.90	(8.9)	14.28	5.3	(42.6)	21.18	(37.25)	15.06	(28.9)	Daily
Gasoline, 92 RON Spot (US\$/bbl)	87.39	11.2	88.08	(4.4)	(21.1)	103.11	(21.20)	95.35	(7.5)	Daily
Gasoline - Dubai (US\$/bbl)	15.90	153.5	14.28	5.3	(42.6)	21.18	(37.25)	15.06	(28.9)	Daily
Fuel Oil 180 Singapore Spot (US\$/bbl)	70.57	1.6	70.15	(23.9)	(11.5)	70.05	(12.98)	72.70	3.8	Daily
Fuel Oil - Dubai (US\$/bbl)	(0.92)	(68.2)	(3.66)	(48.2)	(50.7)	-11.88	(28.43)	(7.59)	(36.1)	Daily
Jet Kerosene - Spot Price (US\$/bbl)	87.32	(2.8)	88.61	(3.5)	(21.3)	105.01	(16.72)	96.00	(8.6)	Daily
Jet Kerosene - Dubai (US\$/bbl)	15.83	(9.7)	14.81	12.3	(42.9)	23.08	(20.38)	15.71	(31.9)	Daily
SG Refinery Margin (US\$/bbl)	6.09	2.0	4.76	33.0	(50.2)	6.86	95.65	4.77	-30.507	Daily
Olefins Product Prices and Spread										
Ethylene, FOB Japan Spot (US\$/MT)	855	3.0	808	(1.1)	2.6	835	(16.61)	846	1.4	Tuesday
Ethylene Spread (US\$/MT)	228	14.2	148	431.9	9.6	181	(33.22)	169	(6.8)	Daily
Propylene (Olefins), FOB Japan Spot (US\$/MT)	775	(3.7)	817	(2.8)	1.7	848	(14.27)	829	(2.3)	Tuesday
Propylene Spread (US\$/MT)	148	(15.3)	158	(6.3)	4.0	195	(24.99)	151	(22.3)	Daily
Naphtha - Singapore Spot FOB (US\$/MT)	627	(0.5)	659	(2.0)	1.2	654	(10.45)	678	3.7	Daily
Polyolefins Prices and Spread										
Polye HDPE SE Asia (US\$/MT)	990	0.0	989	18.7	(2.2)	1,033	(12.49)	1,016	(1.6)	Tuesday
HDPE-Naphtha Spread (US\$/MT)	363	0.9	330	255.1	(8.5)	379	(15.80)	339	(10.7)	Daily
Polye LDPE-Film, CFR SE Asia Spot (US\$/MT)	1,200	(0.8)	1,199	(4.9)	21.0	1,053	(26.77)	1,179	12.0	Tuesday
LDPE-Naphtha Spread (US\$/MT)	573	(1.2)	540	68.9	58.9	399	(43.59)	502	25.7	Daily
PP Film, Spot South East Asia (US\$/MT)	990	0.0	995	(1.0)	4.2	999	(14.92)	1,002	0.3	Tuesday
PP Spread (US\$/MT)	363	0.9	336	1.0	10.8	345	(22.28)	324	(6.0)	Daily
MEG Prices and Spread										
MEG, CFR South East Asia (US\$/MT)	550	0.0	562	1.1	16.3	500	(14.40)	548	9.5	Tuesday
MEG Spread (US\$/MT)	20	(43.8)	61	40.5	(1,489.1)	-17	(52.64)	24	n.m.	Tuesday
Aromatics Product Prices and Spread										
Paraxylene, FOB USG Spot (US\$/MT)	895	2.9	922	(27.5)	(19.0)	1,103	(12.51)	1,048	(5.0)	Tuesday
Paraxylene Spread (US\$/MT)	289	12.4	297	107.1	(26.9)	411	(7.19)	369	(10.2)	Tuesday
Paraxylene - 92 RON Spread (US\$/MT)	150	(25.1)	170	(27.9)	(8.5)	224	54.61	234	4.9	Daily
Toluene, FOB Korea Spot (US\$/MT)	725	7.4	741	(11.8)	(22.3)	892	(7.35)	856	(4.0)	Tuesday
Benzene, CFR Japan Spot (US\$/MT)	920	3.4	927	(9.4)	1.4	918	(13.13)	1,018	10.9	Tuesday
Benzene Spread (US\$/MT)	342	11.0	317	(21.0)	(6.2)	340	(8.97)	401	17.9	Daily
Benzene - 92 RON Spread (US\$/MT)	175	(20.5)	175	(26.0)	(557.1)	38	(164.71)	205	432.0	Daily
Condensate (US\$/MT)	606	(1.1)	625	(6.0)	(14.6)	692	(15.39)	679	(2.0)	Daily
PTA Prices and Spread										
PTA, CFR South East Asia (US\$/MT)	660	2.3	677	(9.6)	(16.6)	802	(9.43)	759	(5.3)	Tuesday
PTA Spread (US\$/MT)	60	(2.8)	59	(6.5)	21.9	62	55.13	57	(8.6)	Tuesday
PVC Prices and Spread										
PVC, CFR South East Asia (US\$/MT)	805	0.0	805	(3.3)	(5.9)	844	(26.72)	808	(24.3)	Tuesday
Ethylene Spread (US\$/MT)	577	(4.7)	657	(3.3)	(8.8)	663	(24.72)	639	(3.6)	Tuesday
Ethylene Dichloride CFR Far East Asia (US\$/MT)	285	0.0	288	(5.6)	6.1	293	(45.94)	310	5.7	Tuesday
Metal										
Gold (US\$/Troy Ounce)	2,638	0.2	2,672	7.9	38.7	1,943	7.82	2,365	21.7	Daily
LME Copper 3 Month Rolling Forward (US\$/MT)	9,018	(1.1)	9,463	1.4	12.7	8,526	(3.17)	9,291	9.0	Daily
Silver Future (US\$/Troy Ounce)	31	(3.3)	32	6.8	#DIV/O!	25	n.a.	29	16.4	Daily
China Composite Steel Prices (CNY/MT)	3,736	0.0	3,846	5.1	(7.1)	4,259	(10.71)	3,947	(7.3)	Daily
Agriculture Prices										
Malaysian Crude Palm Oil Spot Price(MYR/MT)	4,945	(2.2)	4,711	17.7	24.0	3,834	(25.34)	4,141	8.0	Daily
SGX Ribbed Smoked Sheet 3 (RSS3) Futures (US\$/KG.)	237	3.8	249	4.4	64.2	159	(13.70)	232	46.0	Daily
Sugar #11 (US\$/LB)	22	(1.5)	22	11.6	(0.4)	21	24.55	21	(0.8)	Daily
Freight Rate										
Baltic Freight Index: BDIY	1,509	(7.3)	1,614	(13.6)	35.4	1,394	(27.83)	1,806	29.6	Daily
Baltic Supramax Index: BSI58	988	(1.1)	1,154	(12.6)	26.6	1,030	(48.65)	1,265	22.9	Daily

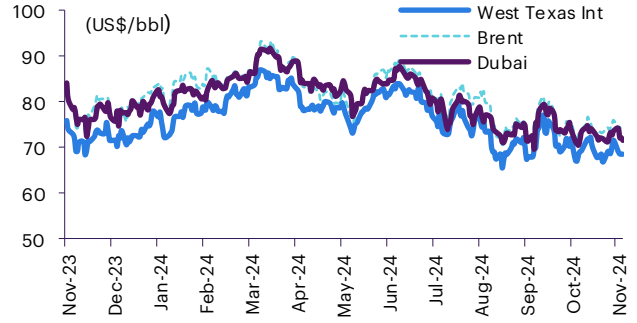
Source: Bloomberg Financial L.P., TQ Professional, BANPU, BOT, InnovestX Research

Commodities daily chart update

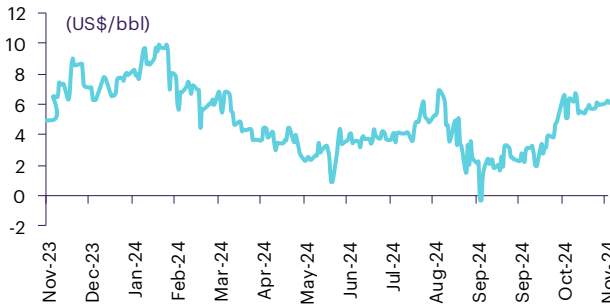
CRB US Spot All Commodities Price Index



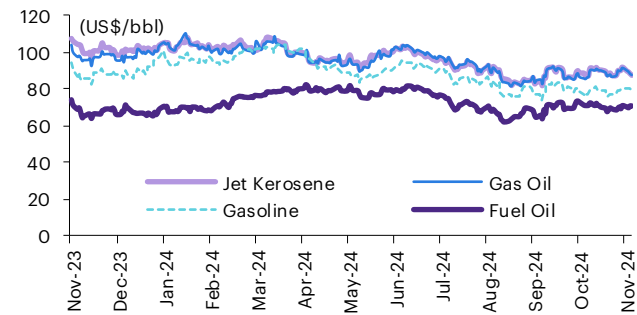
Crude prices



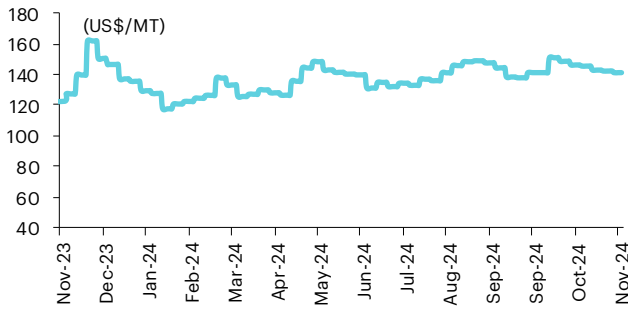
SG Dubai Hydrocracking Refinery Margin



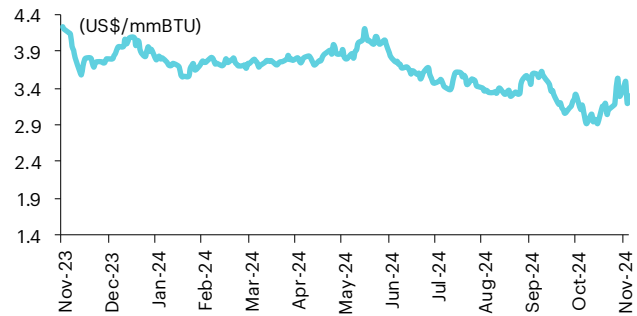
Oil product prices



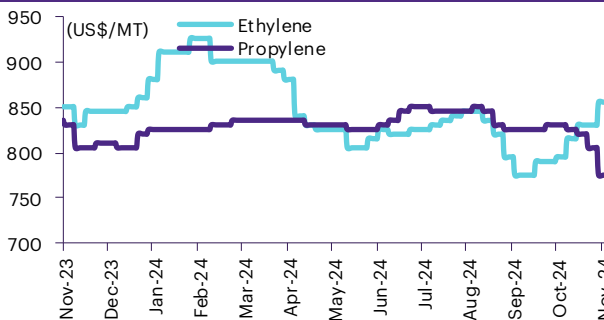
Coal price (NEX)



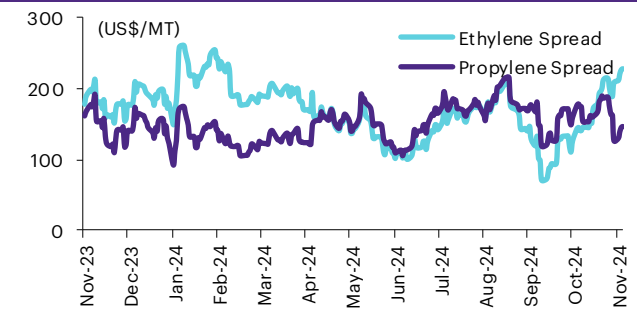
Natural gas prices (Henry hub)



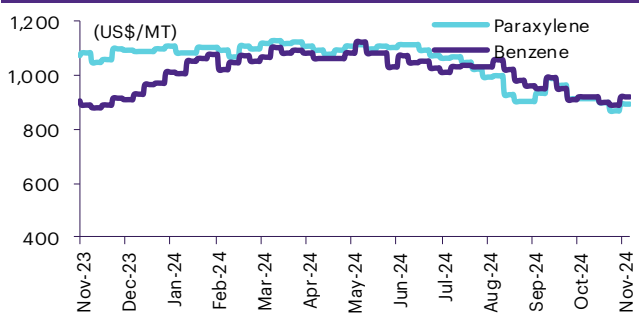
Olefins prices



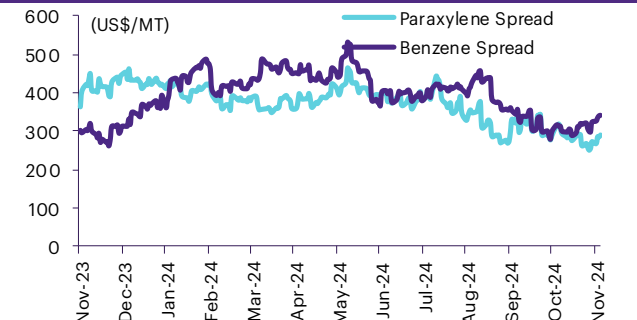
Olefins spreads



Aromatics prices

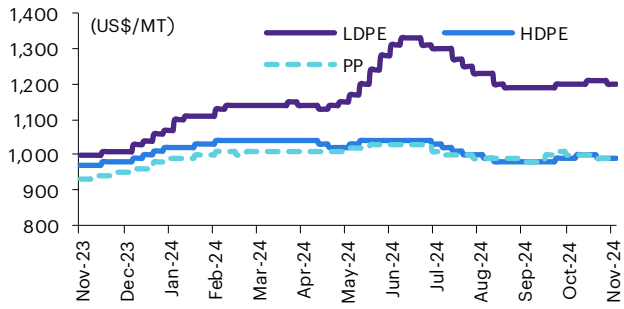


Aromatics spreads

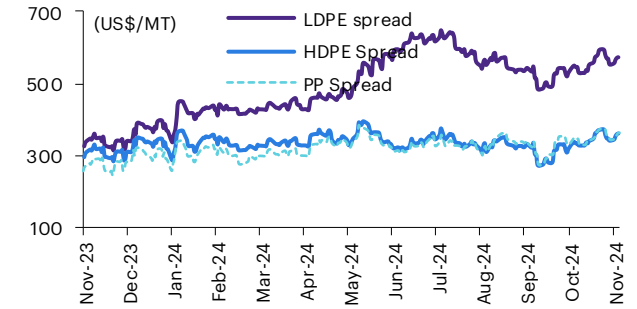


Commodities daily chart update

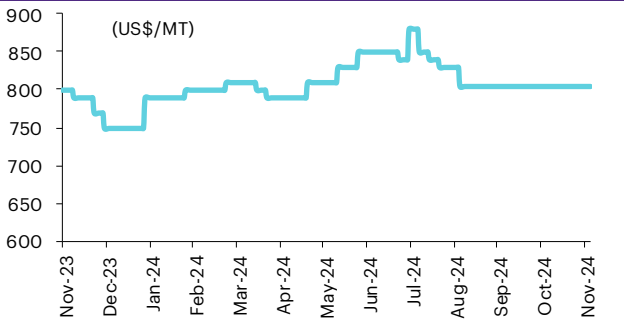
Polyolefins prices



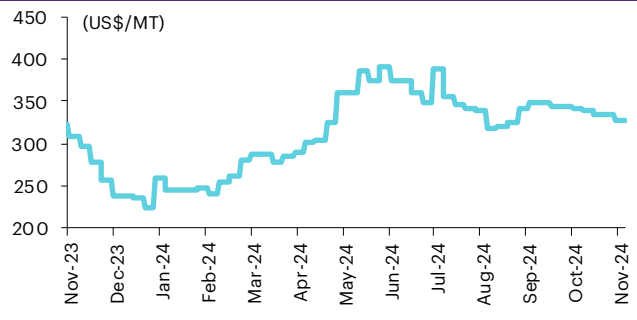
Polyolefins-Naphtha spreads



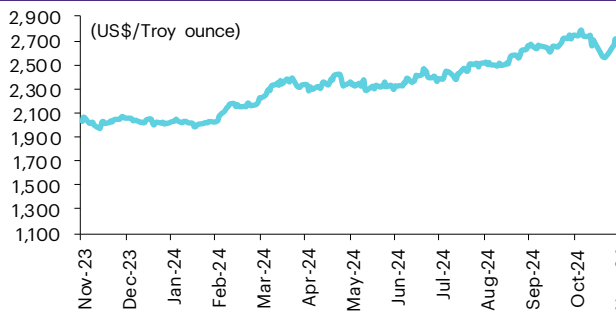
PVC price



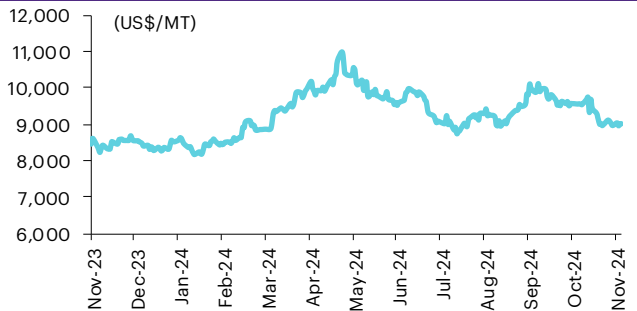
PVC spread



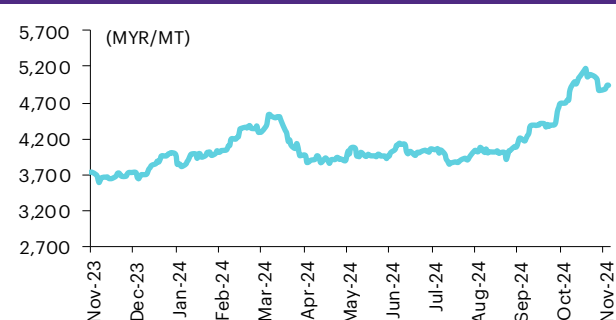
Gold price



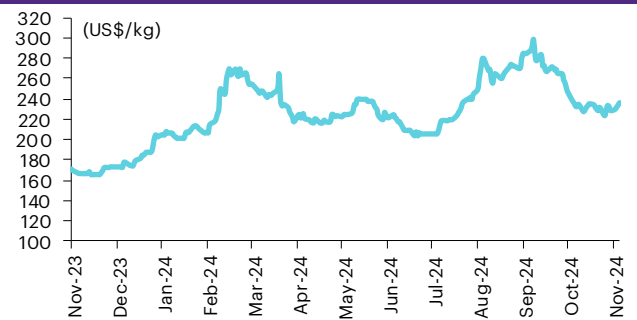
LME copper price



Malaysian crude palm oil price



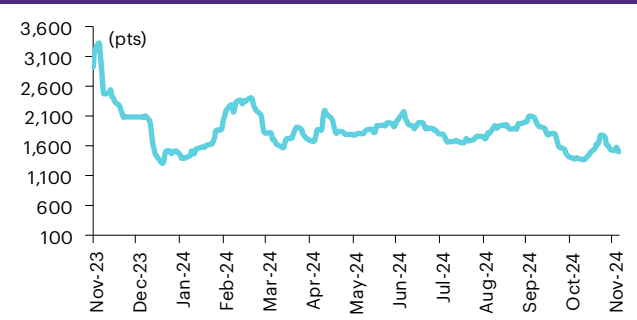
Rubber price (RSS3) futures



Steel price index



Baltic freight index



Source: Bloomberg Financial L.P., TQ Professional, BANPU, BOT, InnovestX Research

Short sales as of Nov 28, 2024

	Volume (Shares)	Turnover (Bt)	Average price (Bt)	Short sale volume comparing with main board
SPRC	672,700	4,510,750	6.71	18.97
IRPC	1,695,800	2,326,523	1.37	18.89
PSH	27,600	231,520	8.39	15.02
TIPH	16,700	407,260	24.39	14.94
PTTEP	780,400	99,364,600	127.33	14.83
EPG	351,400	1,461,168	4.16	14.82
OSP	845,300	18,019,390	21.32	14.43
TTA	319,200	1,803,680	5.65	13.75
BCH	1,191,700	19,487,690	16.35	13.26
SABINA	20,800	442,760	21.29	13.17
BSRC	144,500	1,048,900	7.26	12.82
TCAP	184,200	9,106,325	49.44	12.53
TTW	128,100	1,149,040	8.97	12.30
PTTGC	1,505,200	37,737,560	25.07	12.11
CRC	654,200	22,523,175	34.43	10.64
GULF	2,256,800	140,609,000	62.30	10.05
SAT	15,000	165,000	11.00	10.02
MINT	1,402,400	37,415,050	26.68	10.01
ILM	20,800	340,120	16.35	9.88
DOHOME	146,900	1,461,655	9.95	9.64
ONEE	149,300	558,644	3.74	9.19
CPF	941,200	22,511,900	23.92	8.86
AWC	2,530,600	9,028,036	3.57	8.21
DCC	74,400	138,384	1.86	8.15
BH	275,800	56,455,600	204.70	8.09
GLOBAL	378,100	5,860,550	15.50	7.95
TVO	14,800	341,120	23.05	7.93
TTB	6,750,500	12,015,890	1.78	7.81
ASK	7,400	78,440	10.60	7.73
TOP	1,524,000	57,419,250	37.68	7.72
SCC	232,700	43,075,050	185.11	7.65
ACE	148,200	192,660	1.30	7.58
BJC	184,400	4,296,510	23.30	7.55
MAJOR	85,200	1,206,990	14.17	7.52
ORI	188,300	768,218	4.08	7.39
ACC	278,200	197,522	0.71	7.34
BRRGIF	2,000	7,400	3.70	7.21
SJWD	82,100	941,250	11.46	7.02
AOT	932,400	57,182,100	61.33	6.92
TU	697,000	9,409,500	13.50	6.92
THANI	75,700	130,204	1.72	6.90
GUNKUL	279,500	642,882	2.30	6.84
MTC	293,800	14,412,950	49.06	6.80
KTC	190,100	8,754,000	46.05	6.75
MEB	16,000	448,000	28.00	6.68
BPP	18,100	208,160	11.50	6.63
SAWAD	127,100	5,074,625	39.93	6.43
FORTH	49,300	545,350	11.06	6.42
TIDLOR	536,900	9,435,010	17.57	6.29
GPSC	221,900	9,550,425	43.04	6.27
AP	422,700	3,646,420	8.63	6.07
ROJNA	111,800	711,215	6.36	6.06
MEGA	139,500	5,004,125	35.87	5.57
BTG	140,900	2,721,810	19.32	5.56
CK	146,500	2,597,130	17.73	5.39
ERW	459,600	1,853,816	4.03	5.35
STPI	35,000	117,126	3.35	5.29
CBG	66,000	5,244,750	79.47	5.12
CHG	3,168,800	8,182,738	2.58	5.06
HMPRO	1,439,000	13,502,760	9.38	5.00
AAI	206,100	1,153,450	5.60	4.96
RATCH	73,400	2,275,400	31.00	4.75
BDMS	4,429,800	112,650,050	25.43	4.66
HANA	127,300	3,532,575	27.75	4.63
PSL	91,000	687,050	7.55	4.61
SC	60,900	176,610	2.90	4.43
KCE	560,100	13,896,100	24.81	4.41
AH	1,700	31,110	18.30	4.24
OR	1,299,100	17,851,250	13.74	4.21
ASIAN	22,300	189,550	8.50	4.11
SNNP	28,200	329,940	11.70	3.95
SAPPE	39,000	3,006,700	77.09	3.92

	Volume (Shares)	Turnover (Bt)	Average price (Bt)	Short sale volume comparing with main board
RBF	539,900	3,564,610	6.60	3.91
IVL	217,700	5,491,925	25.23	3.85
TLI	196,000	2,043,560	10.43	3.79
BTS	5,811,600	31,859,530	5.48	3.74
TOA	177,900	2,561,170	14.40	3.62
BANPU	1,495,900	8,510,800	5.69	3.54
TPIPP	52,400	156,152	2.98	3.52
THCOM	123,600	1,606,800	13.00	3.47
SISB	11,200	355,600	31.75	3.37
CKP	112,700	370,380	3.29	3.36
XO	30,200	600,290	19.88	3.34
EGCO	26,700	3,174,050	118.88	3.33
CPALL	868,900	53,626,300	61.72	3.31
COM7	212,300	5,678,875	26.75	3.30
MBK	48,800	919,230	18.84	3.29
BPCPG	159,900	883,965	5.53	3.28
JAS	868,300	1,990,578	2.29	3.28
PR9	26,000	664,625	25.56	3.20
SAMART	41,300	298,150	7.22	3.17
STA	610,500	11,197,930	18.34	3.16
SPA	42,300	311,405	7.36	3.07
DELTA	230,400	34,859,800	151.30	3.06
TQM	16,800	408,680	24.33	3.02
RCL	49,100	1,340,475	27.30	2.92
ADVANC	127,600	35,998,400	282.12	2.91
CPN	138,100	8,284,825	59.99	2.85
SCCC	500	81,050	162.10	2.85
EA	2,470,800	13,081,020	5.29	2.70
KKP	32,100	1,610,400	50.17	2.65
VGI	3,140,900	8,746,228	2.78	2.64
PTG	31,000	266,600	8.60	2.63
TKN	130,200	1,062,570	8.16	2.59
PTT	531,300	17,267,250	32.50	2.56
BCP	487,100	14,338,800	29.44	2.46
KBANK	94,000	14,100,000	150.00	2.46
BAM	388,100	2,585,260	6.66	2.43
SUSCO	26,900	80,700	3.00	2.42
MC	30,000	324,000	10.80	2.39
JMT	1,118,500	20,768,090	18.57	2.34
CENDEL	14,700	551,250	37.50	2.32
ITC	107,400	2,218,330	20.65	2.27
JMART	287,900	3,904,100	13.56	2.19
STGT	210,300	2,268,350	10.79	2.19
PLANB	177,800	1,291,790	7.27	2.18
BEM	478,700	3,566,565	7.45	2.17
BGRIM	169,700	3,515,470	20.72	2.15
RS	59,400	342,400	5.76	2.11
DMT	4,400	50,600	11.50	2.09
AAV	708,800	1,999,968	2.82	2.08
ICHI	116,300	1,676,600	14.42	2.00
BLA	24,800	501,300	20.21	1.99
TRUE	2,790,400	31,693,530	11.36	1.98
LH	2,402,600	12,743,960	5.30	1.96
ETC	13,500	26,190	1.94	1.87
AEONTS	2,100	257,250	122.50	1.85
VNG	100	338	3.38	1.83
GFPT	11,700	125,190	10.70	1.76
PIN	44,700	271,050	6.06	1.76
BA	56,600	1,354,750	23.94	1.71
STECON	35,500	271,575	7.65	1.66
INTUCH	108,800	10,609,350	97.51	1.58
CPAXT	69,300	2,350,375	33.92	1.54
BAY	3,300	82,500	25.00	1.51
MOSHI	5,000	232,500	46.50	1.50
AURA	32,100	464,360	14.47	1.41
THG	112,400	1,936,700	17.23	1.40
SIRI	518,800	928,769	1.79	1.38
M	9,000	220,540	24.50	1.35
TASCO	82,800	1,586,670	19.16	1.32
AMATA	35,000	1,010,350	28.87	1.26
SKY	44,100	1,069,670	24.26	1.24
KAMART	58,000	663,210	11.43	1.21

Source: SET, InnovestX Research

Director trade

Director trade as reported on Nov 28, 2024

Company	Name of Director	Product	Transaction date	Amount (Shares)	Average Price (Bt)	Amount (Bt)	Buy/Sell
AMARC	Mr UNGOON CAHNTANAVANICH	Common Share	27-11-24	5,000	1.40	7,000	Purchase
BAFS	Mom Luang NATHASIT DISKUL	Common Share	27-11-24	20,000	12.60	252,000	Purchase
BGT	Mr NOPDOL TUMWATTANA	Common Share	27-11-24	20,000	0.54	10,800	Purchase
BTS	Mr SURAPONG LAOHA-UNYA	Warrant	27-11-24	1,110,525	0.09	99,947	Sale
CHASE	Mr PRADIT LEOSIRIKUL	Common Share	27-11-24	438,700	1.15	504,505	Purchase
CMAN	Mr SARAYUT TIENCHAIPONG	Common Share	25-11-24	50,000	2.10	105,000	Purchase
CMC	Mr WICHIAN PADHAYANUN	Common Share	27-11-24	100,700	1.01	101,707	Purchase
EKH	Mr SUTHIPONG TANGSAJJAPOJ	Common Share	26-11-24	10,000	6.49	64,900	Purchase
EKH	Mr SUTHIPONG TANGSAJJAPOJ	Common Share	27-11-24	10,000	6.50	65,000	Purchase
FTE	Mr TAKSIN TANTIPIJIT	Common Share	27-11-24	242,400	1.57	380,568	Purchase
IP	Mr TRINNAWAT THANITNITHIPHAN	Common Share	27-11-24	21,000	3.56	74,760	Purchase
JR	Mr JARUN WIWATJESADAWUT	Common Share	27-11-24	25,000	2.90	72,500	Purchase
JR	Mr TEERANONT WIWATJESADAWUT	Common Share	27-11-24	25,400	2.92	74,168	Purchase
KCG	Mr CHAIYAWAT WIBULSWASDI	Common Share	27-11-24	20,000	8.80	176,000	Purchase
KCG	Mr SONGTHAM PHIANPATTANAWIT	Common Share	27-11-24	20,000	8.93	178,600	Purchase
KCG	Mr SONGTHAM PHIANPATTANAWIT	Common Share	27-11-24	7,000	8.91	62,370	Purchase
LIT	Police General JATE MONGKOLHUTTHI	Warrant	27-11-24	27,500	0.02	550	Sale
LPH	Mr UNGOON CAHNTANAVANICH	Common Share	26-11-24	10,000	4.43	44,300	Purchase
MK	Mr VORASIT POKACHAIYAPAT	Common Share	29-10-24	19,000,000	1.85	35,150,000	Sale
MTW	Mr KITTAMET TANGPHICHAYAPHOTHIWAT	Common Share	27-11-24	105,900	1.15	121,785	Purchase
NV	Mr NAVAPHOL CHANJUTHAMARD	Common Share	27-11-24	7,500	0.91	6,825	Purchase
NV	Mrs YUPHIN CHANJUTHAMARD	Common Share	27-11-24	7,500	0.91	6,825	Purchase
PCC	Mr KITTI SUMRIT	Common Share	27-11-24	39,600	2.79	110,484	Purchase
PEACE	Miss PEERACHA SIRISOPANA	Common Share	27-11-24	2,500	2.60	6,500	Purchase
PPM	Mrs NUNTIRA RITTIMONTREE	Common Share	27-11-24	5,000	1.57	7,850	Sale
PSTC	Mr ANOTAI KHUNALAI	Common Share	25-11-24	145,000	0.44	63,800	Sale
PSTC	Mr ANOTAI KHUNALAI	Common Share	26-11-24	92,000	0.42	38,640	Sale
PSTC	Mr ANOTAI KHUNALAI	Common Share	27-11-24	58,000	0.42	24,360	Sale
SGC	Mr PIRANART CHOKWATANA	Common Share	26-11-24	50,000	1.26	63,000	Purchase
SGC	Mr PIRANART CHOKWATANA	Common Share	27-11-24	38,000	1.22	46,360	Purchase
SINO	Mr NANMANUS WITTHAYASAKPANT	Common Share	25-11-24	26,000	1.04	27,040	Purchase
SINO	Mr NANMANUS WITTHAYASAKPANT	Common Share	25-11-24	13,728	1.04	14,277	Purchase
SINO	Mr NANMANUS WITTHAYASAKPANT	Common Share	25-11-24	21,000	1.05	22,050	Purchase
SINO	Mr NANMANUS WITTHAYASAKPANT	Common Share	25-11-24	20,600	1.03	21,218	Purchase
SINO	Mr NANMANUS WITTHAYASAKPANT	Common Share	25-11-24	10,000	1.03	10,300	Purchase
SKN	Mrs KITIYA NIEBLER	Common Share	27-11-24	10,000	5.20	52,000	Purchase
SKR	Mr SURIYAN KOJANROJ	Common Share	26-11-24	40,000	9.15	366,000	Purchase
SPALI	Mr PRATEEP TANGMATITHAM	Common Share	25-11-24	50,000	19.50	975,000	Purchase
SPALI	Mr PRATEEP TANGMATITHAM	Common Share	26-11-24	680,000	19.08	12,974,400	Purchase
SPALI	Mr PRATEEP TANGMATITHAM	Common Share	27-11-24	110,000	18.90	2,079,000	Purchase
SPALI	Mrs AJCHARA TANGMATITHAM	Common Share	25-11-24	50,000	19.50	975,000	Purchase
SPALI	Mrs AJCHARA TANGMATITHAM	Common Share	26-11-24	680,000	19.08	12,974,400	Purchase
SPALI	Mrs AJCHARA TANGMATITHAM	Common Share	27-11-24	110,000	18.90	2,079,000	Purchase
TATG	Mr KAVUT HARUTHAI	Common Share	27-11-24	100,000	1.23	123,000	Purchase
THREL	Mr VIPON VORASOWHARID	Common Share	27-11-24	100,000	1.64	164,000	Purchase
TOA	Acting Sub Lieutenant SURASAK MANDAENG	Common Share	27-11-24	30,000	15.33	459,900	Purchase
TU	Mr CHENG NIRUTTINANON	Common Share	27-11-24	100,000	13.50	1,350,000	Purchase
WIJK	Mrs SUMALEE ONGCHARIT	Common Share	27-11-24	325,800	1.12	364,896	Purchase
YONG	Mr SUNPETCH SLISATAKORN	Common Share	27-11-24	90,000	1.21	108,900	Purchase
				Total	Purchase	37,676,338	
					Sale	35,385,147	
					Net	2,291,191	

Corporate calendar

Monday 25	Tuesday 26	November Wednesday 27	Thursday 28	Friday 29
XD ADD Bt0.05 BRI Bt0.03 DMT Bt0.21 IVL Bt0.175 PLANB Bt0.1166 SIA19 Bt0.2379 SPC Bt0.8 WHABT Bt0.175 WHART Bt0.193 Last trading day BKKCP Symbol change SMD to "SMD100" Share listing GLOCON 123,056,152 Shares	XD AIMCG Bt0.08 AIMIRT Bt0.215 AMARC Bt0.02 BKKCP Bt0.16 CPNREIT Bt0.2213 FPT Bt0.31 MEDEZE Bt0.08 PTG Bt0.1 SMD100 Bt0.5 STEG19 Bt0.1024 TPRIME Bt0.1044 VL Bt0.02 PD LHFP Bt0.14 Last trading day ABM-W1 Decreased capital M-PAT	XD CPR Bt0.754 EGATIF Bt0.0077 EPG Bt0.06 FTI Bt0.03 IMPACT Bt0.11 KAMART Bt0.1 KBSPIF Bt0.246 LHHOTEL Bt0.335 LHK Bt0.12 MGC Bt0.09 PRI Bt0.375 SEAOL Bt0.1 TTLPF Bt0.5468 XR VS 5 : 4 @Bt0.50 XE ABM-W1 1 : 1 @Bt1.8 PD ASML01 Bt0.0348 Last trading day QHPF	XD FVC Bt0.01 HANA Bt0.25 LH Bt0.15 LPH Bt0.05 NETEASE80 Bt0.03031 NOBLE Bt0.085 ORI Bt0.021 QHHRREIT Bt0.19 SPI Bt0.2 XR PLANET 3 : 1 @Bt2.00 XW PLANET 1 : 1 Share listing RT 100,000,000 Shares	XD ESTEE80X Bt0.00406 KO80X Bt- M-II Bt0.2335 PROSPECT Bt0.216 XW W 3 : 1 PD PCC Bt0.07 RAM Bt0.15 TSTE Bt0.04 Share listing GCAP 10,000,000 Shares

Monday 2	Tuesday 3	December Wednesday 4	Thursday 5	Friday 6
XD LVMH01 Bt0.1243 NIKE80X Bt0.00697 PD POPF Bt0.29 Last trading day JMT-W4 APURE-W3	XD MJLF Bt0.145 TNH Bt0.6 XE APURE-W3 1 : 1.03948 @Bt6.734 JMT-W4 1 : 1.00267 @Bt89.75998 PD ANI Bt0.2 M-II Bt0.175	XD AOT Bt0.79 XW B52 2.0533534129 : 1 XE GIFT-W2 1 : 1 @Bt1.6 META-W7 1 : 1 @Bt0.36 TMI-W2 1 : 1 @Bt1 TVDH-W4 1 : 1 @Bt0.4 PD CPNCG Bt0.2508 DCC Bt0.02 ICN Bt0.1 INETREIT Bt0.2 SUN Bt0.15 TPCH Bt0.128 WHAUP Bt0.06	H.M. King Bhumibol Adulyadej The Great's Birthday / National Day / Father's Day	XD BKNG80X Bt- HPF Bt0.133 MNIT Bt0.03 MNIT2 Bt0.075 MNRF Bt0.03 M-STOR Bt0.11 NVDA80X Bt0.00172 PEP80X Bt0.00934 XW PEER 11 : 5 PD DDD Bt0.1 DIF Bt0.2222 ICHI Bt0.6 KTBSTMR Bt0.176 PR9 Bt0.15 PSL Bt0.1 RCL Bt0.5 SAV Bt0.3 SPRIME Bt0.125 SRS Bt0.075 SUTHA Bt0.08 UAC Bt0.25 WHA Bt0.0669
XD GOOG80X Bt- LHSC Bt0.15 PD BRI Bt0.03 EPG Bt0.06 PTL Bt0.2 SEAOL Bt0.1 SRIPANWA Bt0.1064	Constitution Day	XD FTREIT Bt0.187 GVREIT Bt0.1998 PD AAPL80X Bt0.00695 IVL Bt0.175 LHK Bt0.12 MEDEZE Bt0.08 PLANB Bt0.1166 SPC Bt0.8 SUPEREIF Bt0.1338 VL Bt0.02	XD UV Bt0.09 XW NDR 2 : 1 PD ADD Bt0.05 AMARC Bt0.02 CPNREIT Bt0.2213 DMT Bt0.21 FVC Bt0.01 KAMART Bt0.1 LPH Bt0.05 PRI Bt0.375 PTG Bt0.1 SMD100 Bt0.5 TPRIME Bt0.1044	PD AIMCG Bt0.08 AIMIRT Bt0.215 AMATAR Bt0.16 BKKCP Bt0.16 BOFFICE Bt0.1515 CPR Bt0.754 FTI Bt0.03 HANA Bt0.25 IMPACT Bt0.11 LH Bt0.15 LHHOTEL Bt0.335 MGC Bt0.09 NOBLE Bt0.085 ORI Bt0.021 QHHRREIT Bt0.19 SPI Bt0.2 WHABT Bt0.175 WHART Bt0.193
XW TGE 20 : 1 PD DBS19 Bt0.1298 M-II Bt0.2335 PROSPECT Bt0.216 SIA19 Bt0.2379 STEG19 Bt0.1024	PD EGATIF Bt0.0077 KBSPIF Bt0.246 TNH Bt0.6 TTLPF Bt0.5468 WHAIR Bt0.2229	XR HYDRO 1 : 4 @Bt0.10 XE PLANB-W1 1 : 1 @Bt8	PD ALLY Bt0.13	PD MJLF Bt0.145

XD - Cash Dividend
XD(ST) - Stock Dividend

PD - Payment Date
XR - Rights for Common

XW - Rights for Warrant
XT - Rights for Transferable Subscription Right

XE - Warrant Exercise
CW - Capital write-down

SP - Suspension

Disclaimer

The information in this report has been obtained from sources believed to be reliable. However, its accuracy or completeness is not guaranteed. Any opinions expressed herein reflect our judgment at this date and are subject to change without notice. This report is for information only. It is not to be construed as an offer, or solicitation of an offer to sell or buy any securities. We accept no liability for any loss arising from the use of this document. We or our associates may have an interest in the companies mentioned therein.

InnoVestX Securities Company Limited (“INVX”) is wholly owned by SCB X Public Company Limited (“SCBX”) and The Siam Commercial Bank Public Company Limited (“SCB”) is majority-owned by SCBX. Any information related to SCB is for sector comparison purpose.

This document is prepared by InnoVestX Securities Company Limited (“INVX”) which is wholly owned by SCB X Public Company Limited (“SCBX”). The Siam Commercial Bank Public Company Limited, which is majority-owned by SCBX, acts as financial advisor of the LH Hotel Leasehold Real Estate Investment Trust. Any opinions, news, research, analyses, prices, statements, forecasts, projections and/or other information contained in this document (the “Information”) is provided as general information purposes only and shall not be construed as individualized recommendation of an offer to buy or sell or the solicitation of an offer to buy or sell any securities. INVX and/or its directors, officers and employees shall not be liable for any direct, indirect, incidental, special or consequential loss or damage, resulting from the use of or reliance on the Information, including without limitation to, damages for loss of profits. The investors shall use the Information in association with other information and opinion, including their own judgment in making investment decision. The Information is obtained from sources believed to be reliable, and INVX cannot guarantee the accuracy, completeness and/or correctness of the Information.

INVX reserves the right to modify the Information from time to time without notice and in its sole discretion. This document is delivered to intended recipient(s) only and is not permitted to reproduce, retransmit, disseminate, sell, distribute, republish, circulate or commercially exploit the Information in any manner without the prior written consent of INVX.

Futures and Options trading carry a high level of risk with the potential for substantial losses, and are not suitable for all persons. Before deciding to trade Futures and Options, you should carefully consider your financial position, investment objectives, level of experience, and risk appetite if Futures and Options trading are appropriate. The possibility exists that you could sustain a loss of some or all of your initial investment. You should be aware of all the risks associated with Futures and Options trading, and you are advised to rely on your own judgment while making investment decision and/or should seek advice from professional investment advisor if you have any doubts.

This document is delivered to intended recipient(s) only and is not permitted to reproduce, retransmit, disseminate, sell, distribute, republish, circulate or commercially exploit the Information in any manner without the prior written consent of INVX.

© Copyright 2022 InnoVestX Securities Co., Ltd. All right reserved.

CG Rating 2024 Companies with CG Rating

Companies with Excellent CG Scoring

AAV, ABM, ACE, ACG, ADVANC, AE, AF, AGE, AH, AIT, AJ, AKP, AKR, ALLA, ALT, AMA, AMARIN, AMATA, AMATAV, ANAN, AOT, AP, ASIMAR, ASK, ASP, ASW, AURA, AWC, B, BAFS, BAM, BANPU, BAY, BBGI, BBL, BCH, BCP, BCPG, BDMS, BEC, BEM, BEYOND, BGC, BGRIM, BJC, BKIH, BLA, BPP, BR, BRI, BRR, BSRC, BTG, BTS, BTW, BWG, CBG, CENTEL, CFRESH, CHASE, CHEWA, CHOW, CIMBT, CIVIL, CK, CKP, CNT, COLOR, COM7, CPALL, CPAXT, CPF, CPL, CPN, CPW, CRC, CRD, CREDIT, CSC, CV, DCC, DDD, DELTA, DEMCO, DITTO, DMT, DOHOME, DRT, DUSIT, EASTW, ECF, ECL, EGCO, EPG, ERW, ETC, ETE, FLOYD, FN, FPI, FPT, FVC, GABLE, GC, GCAP, GFC, GFPT, GGC, GLAND, GLOBAL, GPSC, GRAMMY, GULF, GUNKUL, HANA, HARN, HENG, HMPRO, HPT, HTC, ICC, ICHI, IIL, ILINK, ILM, IND, INET, INSET, INTUCH, IP, IRC, IRPC, IT, ITC, ITEL, ITTHI, IVL, JAS, JTS, K, KBANK, KCC, KCE, KCG, KEX, KKP, KSL, KTB, KTC, KTMS, KUMWEL, LALIN, LANNA, LH, LHFG, LIT, LOXLEY, LPN, LRH, LST, M, MAJOR, MALEE, MBK, MC, M-CHAI, MCOT, MFC, MFEC, MINT, MODERN, MONO, MOONG, MOSHI, MSC, MST, MTC, MTI, MVP, NCH, NER, NKI, NOBLE, NRF, NSL, NTSC, NVD, NWR, NYT, OCC, OR, ORI, OSP, PAP, PB, PCC, PCSGH, PDJ, PEER, PG, PHOL, PIMO, PLANB, PLAT, PLUS, PM, PORT, PPP, PPS, PR9, PRG, PRIME, PRM, PRTR, PSH, PSL, PTT, PTTEP, PTTGC, Q-CON, QH, QTC, RATCH, RBF, RPC, RPH, RS, RT, RWI, S, S&J, SA, SAAM, SABINA, SAK, SAMART, SAMTEL, SAT, SAV, SAWAD, SC, SCAP, SCB, SCC, SCCC, SCG, SCGD, SCGP, SCM, SCN, SDC, SEAFCO, SEAOL, SELIC, SENA, SENX, SGC, SGF, SGP, SHR, SICT, SIRI, SIS, SITHAI, SJWD, SKE, SKR, SM, SMP, SNC, SNNP, SNP, SO, SONIC, SPALI, SPC, SPI, SPRC, SR, SSC, SSS, SSP, SSSC, STA, STEC, STGT, STI, SUC, SUN, SUTHA, SVI, SYMC, SYNEX, SYNTEC, TASCO, TBN, TCAP, TCMC, TEAMG, TEGH, TFG, TFMAMA, TGE, TGH, THANA, THANI, THCOM, THG*, THIP, THRE, THREL, TIPH, TISCO, TK, TKS, TKT, TLI, TM, TMILL, TMT, TNDT, TNITY, TNL, TOA, TOG, TOP, TPAC, TPBI, TPIPL, TPIPP, TPS, TQM, TQR, TRP, TRUBB, TRUE, TRV, TSC, TSTE, TSTH, TTA, TTB, TTCL, TTW, TU, TVDH, TVO, TVT, TWPC, UAC, UBE, UBIS, UKEM, UPF, UPOIC, UV, VARO, VGI, VIH, WACOAL, WGE, WHA, WHAUP, WICE, WINMED, WINNER, ZEN

Companies with Very Good CG Scoring

2S, AAI, ADB, AEONTS, AHC, AIRA, APCO, APCS, APURE, ARIP, ARROW, ASIAN, ATP30, AUCT, AYUD, BA, BBIK, BC, BE8, BH, BIZ, BOL, BSBM, BTC, CH, CI, CIG, CM, COCOCO, COMAN, CPI, CSS, DTCENT, EVER, FE, FORTH, FSMART, FSX, FTI, GEL, GIFT, GPI, HUMAN, IFS, INSURE, JCK, JDF, JMART, KGI, KJL, KTIS, KUN, L&E, LHK, MATCH, MBAX, MEGA, METCO, MICRO, NC, NCAAP, NCL, NDR, ONEE, PATO, PDG, PJW, POLY, PQS, PREB, PROUD, PSG, PSP, PSTC, PT, PTECH, PYLON, QLT, RABBIT, RCL, SAPPE, SECURE, SFLEX, SFT, SINO, SMT, SPCG, SPVI, STANLY, STPI, SUPER, SUSCO, SVOA, SVT, TACC, TAE, TCC, TEKA, TFM, TITLE, TKN, TMD, TNR, TPA, TPCH, TPCS, TPLAS, TPOLY, TRT, TURTLE, TVH, UBA, UP, UREKA, VCOM, VIBHA, VRANDA, WARRIX, WIN, WP

Companies with Good CG Scoring

A5, ADD, AIE, ALUCON, AMC, AMR, ARIN, ASEFA, ASIA, ASN, BIG, BIOTEC, BIS, BJCHI, BLC, BVG, CEN, CGH, CHARAN, CHAYO, CHIC, CHOTI, CITY, CMC, CPANEL, CSP, DEXON, DOD, DPAINT, DV8, EASON, EE, EFORL, EKH, ESTAR, ETL, FNS, GBX, GENCO, GTB, GYT, ICN, IIG, IMH, IRCP, J, JCKH, JMT, JPARK, JR, JSP, JUBILE, KBS, KCAR, KIAT, KISS, KK, KWC, LDC, LEO, MCA, META, MGC, MITSIB, MK, NAM, NOVA, NV, OGC, PANO, PANEL, PHG, PIN, PRAPAT, PRI, PRIN, PROEN, PROS, PTC, READY, ROCTEC, SABUY, SALEE, SAMCO, SANKO, SCI, SE, SE-ED, SINGER, SISB, SKN, SKY, SMD100, SMIT, SORKON, SPG, SST, STC, STOWER, STP, SVR, SWC, TAKUNI, TC, TFI, TMC, TMI, TNP, TOPP, TRU, UEC, UOBKH, VL, WAVE, WFX, WIJK, XO, XPG, YUASA, ZAA

Corporate Governance Report

The material contained in this publication is for general information only and is not intended as advice on any of the matters discussed herein. Readers and others should perform their own independent analysis as to the accuracy or completeness or legality of such information. The Thai Institute of Directors, its officers, the authors and editor make no representation or warranty as to the accuracy, completeness or legality of any of the information contained herein. By accepting this document, each recipient agrees that the Thai Institute of Directors Association, its officers, the authors and editor shall not have any liability for any information contained in, or for any omission from, this publication. The survey result is as of the date appearing in the Corporate Governance Report of Thai Listed Companies. As a result, the survey result may be changed after that date. InnovestX Securities Company Limited does not conform nor certify the accuracy of such survey result.

To recognize well performers, the list of companies attaining "Good", "Very Good" and "Excellent" levels of recognition (Not including listed companies qualified in the "no announcement of the results" clause from 1 January 2023 to 28 October 2024) is publicized.

*บริษัทหรือกรรมการหรือผู้บริหารของบริษัทที่มีว่าด้านการกำกับดูแลกิจการ เช่น การกระทำผิดเกี่ยวกับหลักทรัพย์ การทุจริตคอร์รัปชัน เป็นต้น ซึ่งการใช้ข้อมูล CGR ควรระมัดระวังข้อมูลบางส่วนที่อาจมีข้อผิดพลาด

Anti-corruption Progress Indicator

Certified (ได้มาตรฐาน)

2S, AAI, ADB, ADVANC, AE, AF, AH, AI, AIE, AIRA, AJ, AKP, AMA, AMANAH, AMATA, AMATAV, AP, APCS, AS, ASIAN, ASK, ASP, ASW, AWC, AYUD, B, BAFS, BAM, BANPU, BAY, BBGI, BBL, BCH, BCP, BCPG, BE8, BEC, BEYOND, BGC, BGRIM, BLA, BPP, BRI, BRR, BSBM, BTG, BTS, BWG, CAZ, CBG, CEN, CENTEL, CFRESH, CGH, CHEWA, CHOTI, CHOW, CI, CIG, CIMBT, CM, CMC, COM7, CPALL, CPAXT, CPF, CPI, CPL, CPN, CPW, CRC, CSC, CV, DCC, DELTA, DEMCO, DIMET, DMT, DOHOME, DRT, DUSIT, EA, EASTW, ECF, EGCO, EP, EPG, ERW, ETC, ETE, FNS, FPI, FPT, FSMART, FSX, FTE, GBX, GC, GCAP, GEL, GFPT, GGC, GJS, GLOBAL, GPI, GPSC, GSTEEL, GULF, GUNKUL, HANA, HARN, HEALTH, HENG, HMPRO, HTC, ICC, ICHI, IFS, IIL, ILINK, ILM, INET, INOX, INSURE, INTUCH, IRPC, ITEL, IVL, JAS, JR, JTS, KASET, KBANK, KCAR, KCC, KCE, KGEN, KGI, KKP, KSL, KTB, KTC, L&E, LANNA, LH, LHFG, LHK, LPN, LRH, M, MAJOR, MALEE, MATCH, MBAX, MBK, MC, MCOT, MEGA, MENA, META, MFC, MFEC, MILL, MINT, MODERN, MONO, MOONG, MSC, MTC, MTI, NATION, NCAAP, NEP, NER, NKI, NOBLE, NRF, OCC, OGC, OR, ORI, OSP, PAP, PATO, PB, PCSGH, PDG, PDJ, PG, PHOL, PIMO, PK, PL, PLANB, PLANET, PLAT, PM, PPP, PPPM, PPS, PR9, PREB, PRG, PRINC, PRM, PROS, PRTR, PSH, PSL, PSTC, PT, PTECH, PTG, PTT, PTTEP, PTTGC, PYLON, Q-CON, QH, QLT, QTC, RABBIT, RATCH, RBF, RML, RS, RWI, S&J, SA, SAAM, SABINA, SAK, SAPPE, SAT, SC, SCB, SCC, SCCC, SCG, SCGP, SCM, SCN, SEAOL, SE-ED, SELIC, SENA, SENX, SFLEX, SGC, SGP, SIRI, SIS, SITHAI, SKR, SM, SMIT, SMP, SNC, SNP, SORKON, SPACK, SPALI, SPC, SPI, SPRC, SRICHA, SSF, SSP, SSSC, SST, STA, STGT, STOWER, SUSCO, SVI, SVOA, SVF, SYMC, SYNTEC, TAE, TAKUNI, TASCO, TCAP, TEGH, TFG, TFI, TFMAMA, TGE, TGH, THANI, THCOM, THIP, THRE, THREL, TIDLOR, TIPCO, TIPH, TISCO, TKN, TKS, TKT, TMD, TMILL, TMT, TNITY, TNL, TNP, TNR, TOG, TOP, TOPP, TPA, TPCS, TPLAS, TRT, TRU, TRUE, TSC, TSI, TSTE, TSTH, TTB, TTCL, TU, TURTLE, TVDH, TVO, TWPC, UBIS, UEC, UKEM, UPF, UV, VCOM, VGI, VIBHA, VIH, WACOAL, WHA, WHAUP, WICE, WIJK, WPH, XO, YUASA, ZEN

Declared (ประกาศเจตนา)

ACE, ALT, AMARIN, AMC, ANI, APCO, ASAP, B52, BLAND, BYD, CFARM, CHASE, CHG, DEXON, DITTO, ECL, EVER, FLOYD, GREEN, HL, HUMAN, ICN, IHL, IP, ITC, JDF, JMART, K, KJL, LDC, LIT, MITSIB, MJD, MOSHI, NEX, NTSC, PLE, PLUS, POLY, PQS, PRI, PRIME, PROEN, PROUD, PTC, RT, S, SAWAD, SCAP, SCGD, SFT, SHR, SINGER, SINO, SJWD, SKE, SNNP, SOLAR, SONIC, SUPER, TBN, TMI, TPAC, TPP, TQM, UOBKH, UREKA, VNG, WELL, WIN, XPG

N/A

24CS, 3K-BAT, A, A5, AAV, ABM, ACAP, ACC, ACG, ADD, ADVICE, AEONTS, AFC, AGE, AHC, AIT, AJA, AKR, AKS, ALLA, ALPHAX, ALUCON, AMARC, AMR, ANAN, AOT, APO, APP, APURE, AQUA, ARIN, ARIP, ARROW, ASEFA, ASIA, ASIMAR, ASN, ATP30, AU, AUCT, AURA, BA, BBIK, BC, BCT, BDMS, BEAUTY, BEM, BGT, BH, BIG, BIOTEC, BIS, BIZ, BJC, BJCHI, BKD, BKGI, BKIH, BLC, BLESS, BLISS, BM, BOL, BPS, BR, BROCK, BSM, BSRC, BTC, BTNC, BTW, BUI, BVG, CCET, CCP, CEYE, CGD, CH, CHAO, CHARAN, CHAYO, CHIC, CHO, CITY, CIVIL, CK, CKP, CMAN, CMO, CMR, CNT, COCOCO, COLOR, COMAN, CPANEL, CPH, CPR, CPT, CRANE, CRD, CREDIT, CSP, CSR, CSS, CTW, CWT, D, DCON, DDD, DHOUSE, DOD, DPAINT, DTCENT, DTICI, DV8, EASON, EE, EFORL, EKH, EMC, ESTAR, ETL, EURO, F&D, FANCY, FE, FM, FMT, FN, FORTH, FTI, FVC, GABLE, GENCO, GFC, GIFT, GL, GLAND, GLOCON, GLORY, GRAMMY, GRAND, GSC, GTB, GTV, GYT, HFT, HPT, HTECH, HYDRO, I2, IIG, IMH, IND, INGRS, INSET, IRC, IRCP, IROYAL, IT, ITD, ITNS, ITTHI, J, JAK, JCK, JCKH, JCT, JKN, JMT, JPARK, JSP, JUBILE, KAMART, KBS, KC, KCG, KCM, KDH, KEX, KIAT, KISS, KK, KKC, KLINIQU, KOOL, KTIS, KTMS, KUMWEL, KUN, KWC, KWI, KWM, KYE, LALIN, LEE, LEO, LOXLEY, LPH, LST, LTS, MAGURO, MANRIN, MASTER, MATI, MCA, M-CHAI, MCS, MDX, MEB, MEDEZE, METCO, MGC, MGI, MGT, MICRO, MIDA, MK, ML, MORE, MPJ, MST, MTW, MUD, MVP, NAM, NAT, NC, NCH, NCL, NCP, NDR, NEO, NETBAY, NEW, NEWS, NFC, NL, NNCL, NOK, NOVA, NPK, NSL, NTV, NUSA, NV, NVD, NWR, NYT, OHTL, OKJ, ONEE, ORN, PACO, PAF, PANEL, PCC, PCE, PEACE, PEER, PERM, PF, PHG, PICO, PIN, PJW, PLT, PMC, PMTA, POLAR, PORT, PPM, PRAKIT, PRAPAT, PRECHA, PRIN, PRO, PSG, PSP, PTL, QTCG, RAM, RCL, READY, RICHY, RJH, ROCK, ROCTEC, ROH, ROJNA, RP, RPC, RPH, RSP, S11, SABUY, SAF, SAFARI, SAFE, SALEE, SAM, SAMART, SAMCO, SAMTEL, SANKO, SAUCE, SAV, SAWANG, SBNEXT, SCI, SCL, SCP, SDC, SE, SEAFCO, SECURE, SEI, SGF, SHANG, SIAM, SICT, SIMAT, SISB, SK, SKN, SKY, SLP, SMART, SMD100, SMT, SNPS, SO, SPA, SPCG, SPG, SPREME, SPVI, SQ, SR, SRS, SSC, STANLY, STC, STECH, STECON, STHAI, STI, STP, STPI, STX, SUC, SUN, SUTHA, SVR, SWC, SYNEX, TACC, TAN, TAPAC, TATG, TC, TCC, TCJ, TCMC, TCOAT, TEAM, TEAMG, TEKA, TERA, TFM, TGPRO, TH, THAI, THANA, THE, THG, THMUI, TIGER, TITLE, TK, TKC, TLI, TM, TMAN, TMC, TMW, TNDT, TNH, TNPC, TOA, TPBI, TPCH, TPIPL, TPIPP, TPL, TPOLY, TPS, TQR, TR, TRC, TRITN, TRP, TRUBB, TRV, TSE, TTA, TTI, TTT, TTW, TVH, TVT, TWP, TWZ, TYCN, UAC, UBA, UBE, UMI, UMS, UNIQ, UP, UPOIC, UTP, UVAN, VARO, VL, VPO, VRANDA, W, WARRIX, WAVE, WFX, WGE, WINDOW, WINMED, WINNER, WORK, WP, YGG, YONG, ZAA, ZIGA

Explanations

Companies participating in Thailand's Private Sector Collective Action Coalition Against Corruption programme (Thai CAC) under Thai Institute of Directors (as of October 14, 2024) are categorised into: companies that have declared their intention to join CAC, and companies certified by CAC.